Audix Technology Corp.
No. 491, Zhongfu Rd., Linkou Dist.,
New Taipei City244,Taiwan
Tel: +886 2 26099301
Fax: +886 2 26099303

WiFi 2.4G/ Bluetooth

Date: 6/29/2023

Test Laboratory: Audix_SAR Lab

P9 802.11b CH7 2442MHz Screen Aux

DUT: 17Z90R

Communication System: UID 0, WIFI 2.4G 802.11B (0); Frequency: 2442 MHz;Duty Cycle:1:1
Medium parameters used: f = 2442 MHz; σ = 1.758 S/m; ε_r = 40.223; ρ = 1000 kg/m^3
Phantom section: Flat Section

DASY Configuration:

- Probe: EX3DV4 - SN3855; ConvF(7.69, 7.69, 7.69) @ 2442 MHz; Calibrated: 9/27/2022
- Sensor-Surface: 2mm (Mechanical Surface Detection), z = 1.0, 31.0
- Electronics: DAE4 Sn1337; Calibrated: 3/31/2023
- Phantom: ELI V5.0 (20deg probe tilt); Type: QD OVA 002 AA; Serial: 1170
- DASY52 52.10.4(1527); SEMCAD X 14.6.14(7483)

Area Scan (6x8x1): Measurement grid: dx=20mm, dy=20mm
Maximum value of SAR (measured) = 0.741 W/kg

Zoom Scan (5x5x7)/Cube 0: Measurement grid: dx=8mm, dy=8mm, dz=5mm
Reference Value = 1.387 V/m; Power Drift = -1.87 dB
Peak SAR (extrapolated) = 1.28 W/kg
SAR(1 g) = 0.646 W/kg; SAR(10 g) = 0.300 W/kg
Smallest distance from peaks to all points 3 dB below = 10.1 mm
Ratio of SAR at M2 to SAR at M1 = 57.1%
Maximum value of SAR (measured) = 1.01 W/kg

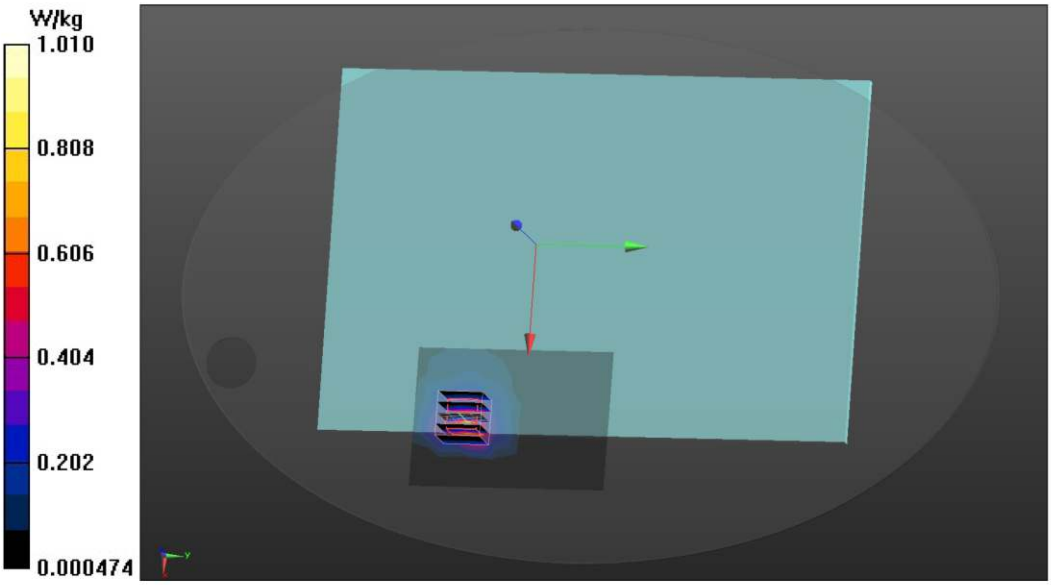

This test report may be reproduced in full only. The document may only be updated by Audix Technology Corp. personnel. Any changes will be noted in the Document History section of the report.

Audix Technology Corp.
No. 491, Zhongfu Rd., Linkou Dist.,
New Taipei City244,Taiwan

Tel: +886 2 26099301
Fax: +886 2 26099303

Date: 6/29/2023

Test Laboratory: Audix_SAR Lab

P17 802.11b CH7 2442MHz Bottom Aux

DUT: 17Z90R

Communication System: UID 0, WIFI 2.4G 802.11B (0); Frequency: 2442 MHz;Duty Cycle:1:1
Medium parameters used: f = 2442 MHz; σ = 1.758 S/m; ε_r = 40.223; ρ = 1000 kg/m^3
Phantom section: Flat Section

DASY Configuration:

- Probe: EX3DV4 - SN3855; ConvF(7.69, 7.69, 7.69) @ 2442 MHz; Calibrated: 9/27/2022
- Sensor-Surface: 2mm (Mechanical Surface Detection), z = 1.0, 31.0
- Electronics: DAE4 Sn1337; Calibrated: 3/31/2023
- Phantom: ELI V5.0 (20deg probe tilt); Type: QD OVA 002 AA; Serial: 1170
- DASY52 52.10.4(1527); SEMCAD X 14.6.14(7483)

Area Scan (6x9x1): Measurement grid: dx=20mm, dy=20mm
Maximum value of SAR (measured) = 0.107 W/kg

Zoom Scan (5x5x7)/Cube 0: Measurement grid: dx=8mm, dy=8mm, dz=5mm
Reference Value = 0.8524 V/m; Power Drift = 0.54 dB
Peak SAR (extrapolated) = 0.138 W/kg
SAR(1 g) = 0.073 W/kg; SAR(10 g) = 0.039 W/kg
Smallest distance from peaks to all points 3 dB below = 11.2 mm
Ratio of SAR at M2 to SAR at M1 = 47.7%
Maximum value of SAR (measured) = 0.103 W/kg

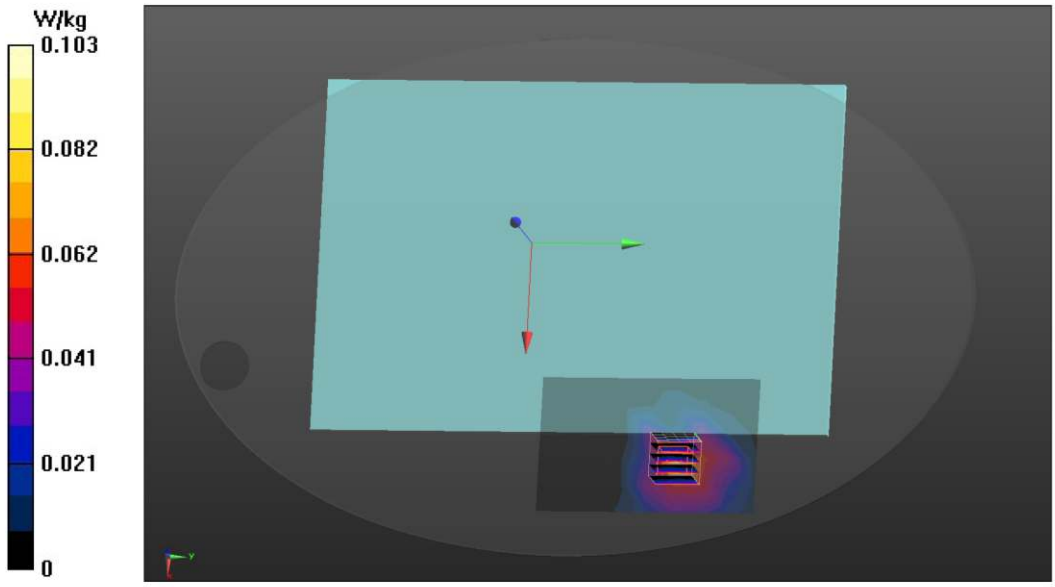

This test report may be reproduced in full only. The document may only be updated by Audix Technology Corp. personnel. Any changes will be noted in the Document History section of the report.

Audix Technology Corp.
No. 491, Zhongfu Rd., Linkou Dist.,
New Taipei City244,Taiwan
Tel: +886 2 26099301
Fax: +886 2 26099303

Date: 6/29/2023

Test Laboratory: Audix_SAR Lab

P10 802.11b CH7 2442MHz Screen Main

DUT: 17Z90R

Communication System: UID 0, WIFI 2.4G 802.11B (0); Frequency: 2442 MHz;Duty Cycle:1:1
Medium parameters used: f = 2442 MHz; σ = 1.758 S/m; ε_r = 40.223; ρ = 1000 kg/m^3
Phantom section: Flat Section

DASY Configuration:

- Probe: EX3DV4 - SN3855; ConvF(7.69, 7.69, 7.69) @ 2442 MHz; Calibrated: 9/27/2022
- Sensor-Surface: 2mm (Mechanical Surface Detection), z = 1.0, 31.0
- Electronics: DAE4 Sn1337; Calibrated: 3/31/2023
- Phantom: ELI V5.0 (20deg probe tilt); Type: QD OVA 002 AA; Serial: 1170
- DASY52 52.10.4(1527); SEMCAD X 14.6.14(7483)

Area Scan (6x8x1): Measurement grid: dx=20mm, dy=20mm
Maximum value of SAR (measured) = 0.381 W/kg

Zoom Scan (5x5x7)/Cube 0: Measurement grid: dx=8mm, dy=8mm, dz=5mm
Reference Value = 2.825 V/m; Power Drift = -1.03 dB
Peak SAR (extrapolated) = 1.16 W/kg
SAR(1 g) = 0.598 W/kg; SAR(10 g) = 0.272 W/kg
Smallest distance from peaks to all points 3 dB below = 6.4 mm
Ratio of SAR at M2 to SAR at M1 = 54.7%
Maximum value of SAR (measured) = 0.860 W/kg

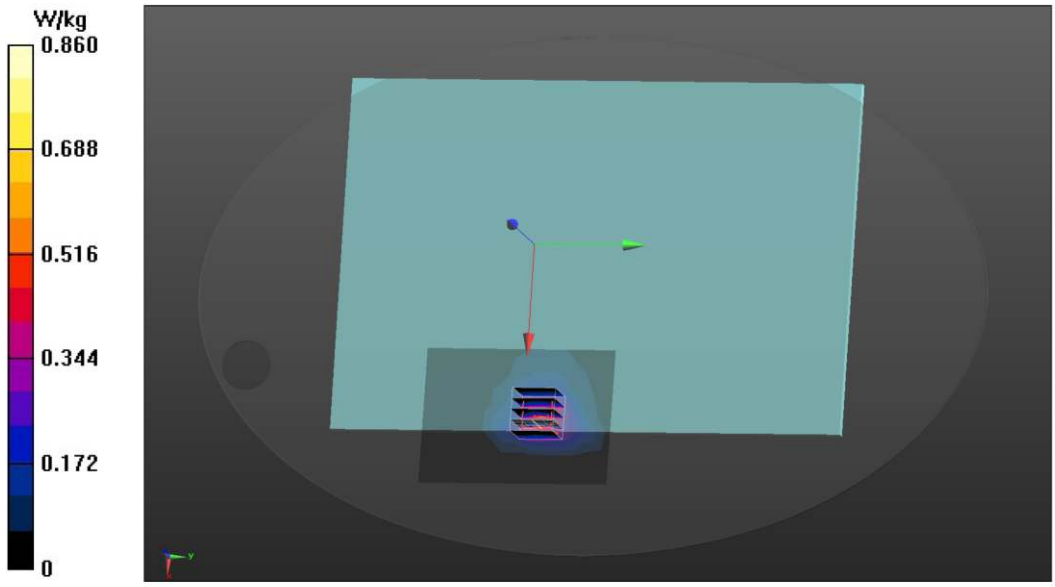

This test report may be reproduced in full only. The document may only be updated by Audix Technology Corp. personnel. Any changes will be noted in the Document History section of the report.

Audix Technology Corp.
No. 491, Zhongfu Rd., Linkou Dist.,
New Taipei City244,Taiwan
Tel: +886 2 26099301
Fax: +886 2 26099303

Date: 6/29/2023

Test Laboratory: Audix_SAR Lab

P18 802.11b CH7 2442MHz Bottom Main

DUT: 17Z90R

Communication System: UID 0, WIFI 2.4G 802.11B (0); Frequency: 2442 MHz;Duty Cycle:1:1
Medium parameters used: f = 2442 MHz; σ = 1.758 S/m; ε_r = 40.223; ρ = 1000 kg/m^3
Phantom section: Flat Section

DASY Configuration:

- Probe: EX3DV4 - SN3855; ConvF(7.69, 7.69, 7.69) @ 2442 MHz; Calibrated: 9/27/2022
- Sensor-Surface: 2mm (Mechanical Surface Detection), z = 1.0, 31.0
- Electronics: DAE4 Sn1337; Calibrated: 3/31/2023
- Phantom: ELI V5.0 (20deg probe tilt); Type: QD OVA 002 AA; Serial: 1170
- DASY52 52.10.4(1527); SEMCAD X 14.6.14(7483)

Area Scan (6x9x1): Measurement grid: dx=20mm, dy=20mm
Maximum value of SAR (measured) = 0.0470 W/kg

Zoom Scan (5x5x7)/Cube 0: Measurement grid: dx=8mm, dy=8mm, dz=5mm
Reference Value = 0.4004 V/m; Power Drift = 0.07 dB
Peak SAR (extrapolated) = 0.0930 W/kg
SAR(1 g) = 0.053 W/kg; SAR(10 g) = 0.027 W/kg
Smallest distance from peaks to all points 3 dB below: Larger than measurement grid
Ratio of SAR at M2 to SAR at M1 = 57.2%
Maximum value of SAR (measured) = 0.0748 W/kg

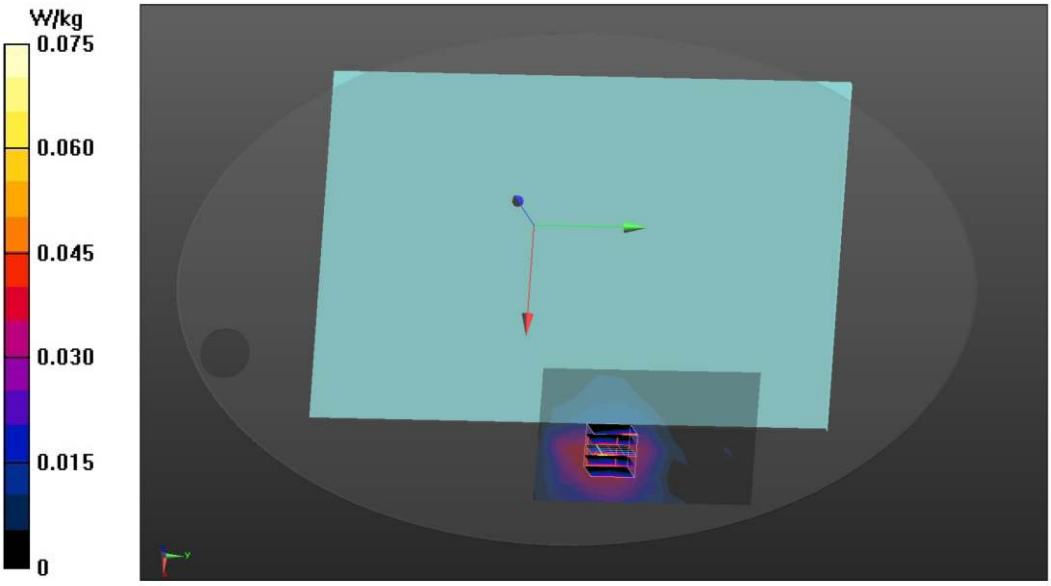

This test report may be reproduced in full only. The document may only be updated by Audix Technology Corp. personnel. Any changes will be noted in the Document History section of the report.

Audix Technology Corp.
No. 491, Zhongfu Rd., Linkou Dist.,
New Taipei City244,Taiwan

Tel: +886 2 26099301
Fax: +886 2 26099303

Date: 6/29/2023

Test Laboratory: Audix_SAR Lab

P15 GFSK CH78 2480MHz Screen

DUT: 17Z90R

Communication System: UID 0, BT (0); Frequency: 2480 MHz;Duty Cycle:1:1.3
Medium parameters used: f = 2480 MHz; σ = 1.79 S/m; ε_r = 40.208; ρ = 1000 kg/m^3
Phantom section: Flat Section

DASY Configuration:

- Probe: EX3DV4 - SN3855; ConvF(7.69, 7.69, 7.69) @ 2480 MHz; Calibrated: 9/27/2022
- Sensor-Surface: 2mm (Mechanical Surface Detection), z = 1.0, 31.0
- Electronics: DAE4 Sn1337; Calibrated: 3/31/2023
- Phantom: ELI V5.0 (20deg probe tilt); Type: QD OVA 002 AA; Serial: 1170
- DASY52 52.10.4(1527); SEMCAD X 14.6.14(7483)

Area Scan (6x8x1): Measurement grid: dx=20mm, dy=20mm
Maximum value of SAR (measured) = 0.0491 W/kg

Zoom Scan (5x5x7)/Cube 0: Measurement grid: dx=8mm, dy=8mm, dz=5mm
Reference Value = 0.7260 V/m; Power Drift = 1.77 dB
Peak SAR (extrapolated) = 0.166 W/kg
SAR(1 g) = 0.049 W/kg; SAR(10 g) = 0.020 W/kg
Smallest distance from peaks to all points 3 dB below: Larger than measurement grid
Ratio of SAR at M2 to SAR at M1 = 55.6%
Maximum value of SAR (measured) = 0.0723 W/kg

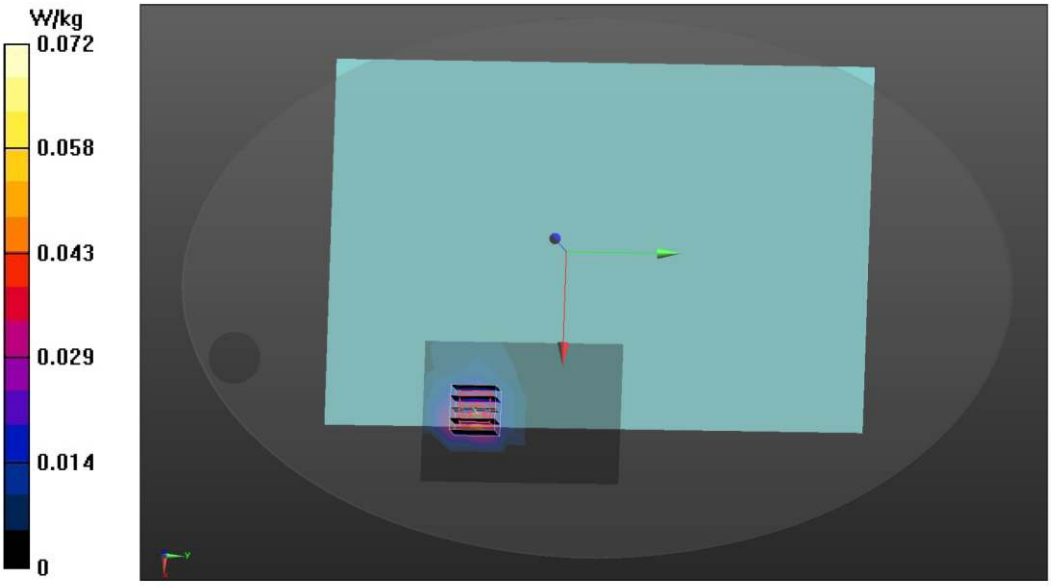

This test report may be reproduced in full only. The document may only be updated by Audix Technology Corp. personnel. Any changes will be noted in the Document History section of the report.

Audix Technology Corp.
No. 491, Zhongfu Rd., Linkou Dist.,
New Taipei City244,Taiwan
Tel: +886 2 26099301
Fax: +886 2 26099303

Date: 6/29/2023

Test Laboratory: Audix_SAR Lab

P16 GFSK CH78 2480MHz Bottom

DUT: 17Z90R

Communication System: UID 0, BT (0); Frequency: 2480 MHz;Duty Cycle:1:1.3
Medium parameters used: f = 2480 MHz; σ = 1.79 S/m; ε_r = 40.208; ρ = 1000 kg/m^3
Phantom section: Flat Section

DASY Configuration:

- Probe: EX3DV4 - SN3855; ConvF(7.69, 7.69, 7.69) @ 2480 MHz; Calibrated: 9/27/2022
- Sensor-Surface: 2mm (Mechanical Surface Detection), z = 1.0, 31.0
- Electronics: DAE4 Sn1337; Calibrated: 3/31/2023
- Phantom: ELI V5.0 (20deg probe tilt); Type: QD OVA 002 AA; Serial: 1170
- DASY52 52.10.4(1527); SEMCAD X 14.6.14(7483)

Area Scan (6x9x1): Measurement grid: dx=20mm, dy=20mm
Maximum value of SAR (measured) = 0.00775 W/kg

Zoom Scan (5x5x7)/Cube 0: Measurement grid: dx=8mm, dy=8mm, dz=5mm
Reference Value = 0.6211 V/m; Power Drift = 0.24 dB
Peak SAR (extrapolated) = 0.0150 W/kg
SAR(1 g) = 0.00257 W/kg; SAR(10 g) = 0.000896 W/kg
Smallest distance from peaks to all points 3 dB below: Larger than measurement grid
Ratio of SAR at M2 to SAR at M1 = 14.1%
Maximum value of SAR (measured) = 0.00584 W/kg

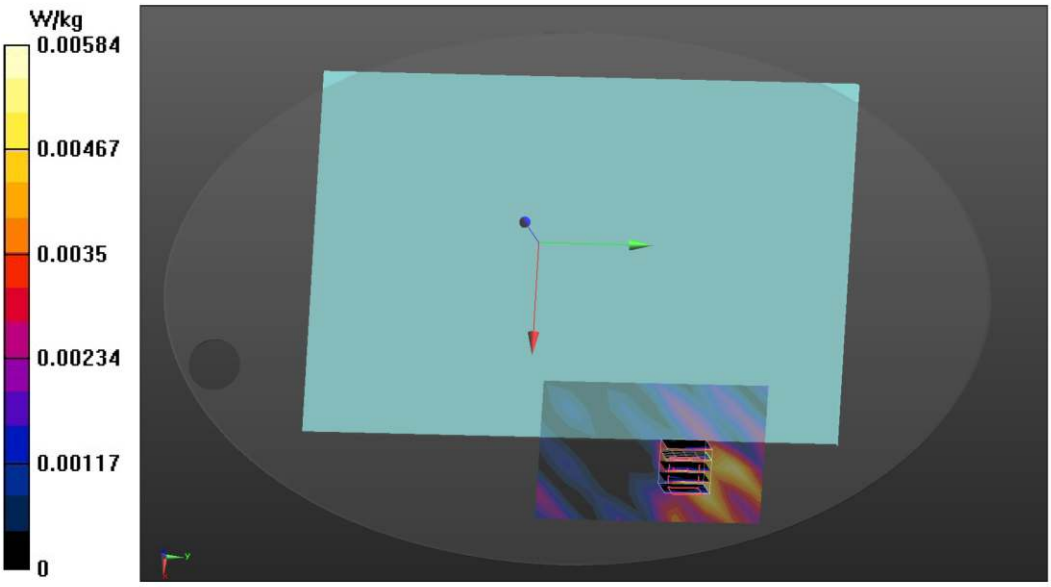

This test report may be reproduced in full only. The document may only be updated by Audix Technology Corp. personnel. Any changes will be noted in the Document History section of the report.

Audix Technology Corp.
No. 491, Zhongfu Rd., Linkou Dist.,
New Taipei City244,Taiwan
Tel: +886 2 26099301
Fax: +886 2 26099303

WiFi 5G

Date: 6/27/2023

Test Laboratory: Audix_SAR Lab

P11 802.11a CH36 5180MHz Screen Aux

DUT: 17Z90R

Communication System: UID 0, WIFI 5G 802.11a (0); Frequency: 5180 MHz;Duty Cycle:1:1
Medium parameters used: f = 5180 MHz; σ = 4.671 S/m; ε_r = 35.654; ρ = 1000 kg/m^3
Phantom section: Flat Section

DASY Configuration:

- Probe: EX3DV4 - SN3855; ConvF(5.35, 5.35, 5.35) @ 5180 MHz; Calibrated: 9/27/2022
- Sensor-Surface: 2mm (Mechanical Surface Detection), z = 1.0, 31.0
- Electronics: DAE4 Sn1337; Calibrated: 3/31/2023
- Phantom: ELI V5.0 (20deg probe tilt); Type: QD OVA 002 AA; Serial: 1170
- DASY52 52.10.4(1527); SEMCAD X 14.6.14(7483)

Area Scan (11x15x1): Measurement grid: dx=10mm, dy=10mm
Maximum value of SAR (measured) = 0.873 W/kg

Zoom Scan (7x7x12)/Cube 0: Measurement grid: dx=4mm, dy=4mm, dz=2mm
Reference Value = 0.8680 V/m; Power Drift = -1.65 dB
Peak SAR (extrapolated) = 2.07 W/kg
SAR(1 g) = 0.506 W/kg; SAR(10 g) = 0.144 W/kg
Smallest distance from peaks to all points 3 dB below = 4.8 mm
Ratio of SAR at M2 to SAR at M1 = 57.2%
Maximum value of SAR (measured) = 1.04 W/kg

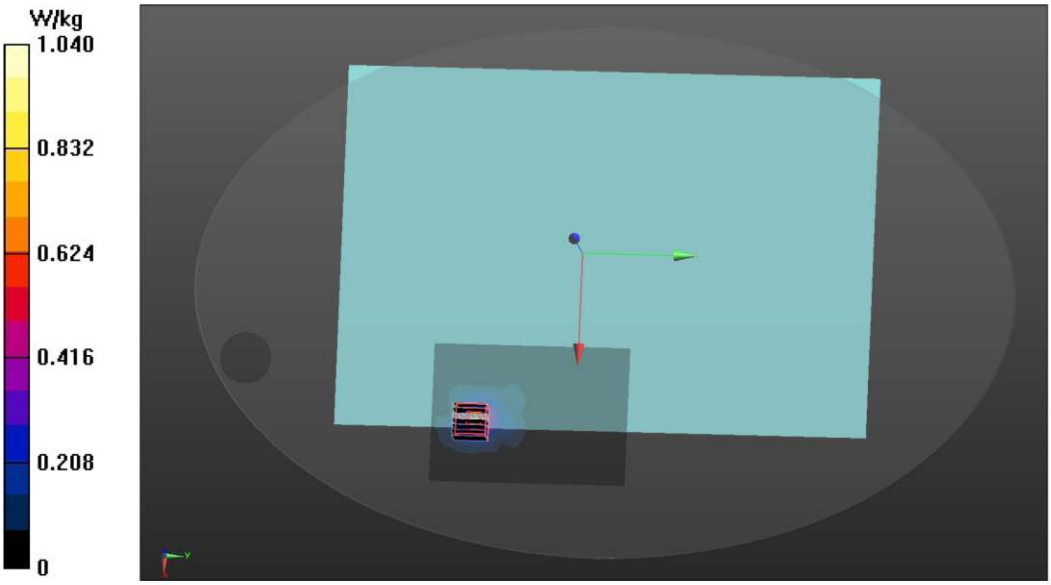

This test report may be reproduced in full only. The document may only be updated by Audix Technology Corp. personnel. Any changes will be noted in the Document History section of the report.

Audix Technology Corp.
No. 491, Zhongfu Rd., Linkou Dist.,
New Taipei City244,Taiwan

Tel: +886 2 26099301
Fax: +886 2 26099303

Date: 6/27/2023

Test Laboratory: Audix_SAR Lab

P5 802.11a CH100 5500MHz Screen Aux

DUT: 17Z90R

Communication System: UID 0, WIFI 5G 802.11a (0); Frequency: 5500 MHz;Duty Cycle:1:1
Medium parameters used: f = 5500 MHz; σ = 5.075 S/m; ε_r = 34.983; ρ = 1000 kg/m^3
Phantom section: Flat Section

DASY Configuration:

- Probe: EX3DV4 - SN3855; ConvF(4.87, 4.87, 4.87) @ 5500 MHz; Calibrated: 9/27/2022
- Sensor-Surface: 2mm (Mechanical Surface Detection), z = 1.0, 31.0
- Electronics: DAE4 Sn1337; Calibrated: 3/31/2023
- Phantom: ELI V5.0 (20deg probe tilt); Type: QD OVA 002 AA; Serial: 1170
- DASY52 52.10.4(1527); SEMCAD X 14.6.14(7483)

Area Scan (11x15x1): Measurement grid: dx=10mm, dy=10mm
Maximum value of SAR (measured) = 0.969 W/kg

Zoom Scan (7x7x12)/Cube 0: Measurement grid: dx=4mm, dy=4mm, dz=2mm
Reference Value = 1.404 V/m; Power Drift = 0.41 dB
Peak SAR (extrapolated) = 2.02 W/kg
SAR(1 g) = 0.488 W/kg; SAR(10 g) = 0.147 W/kg
Smallest distance from peaks to all points 3 dB below = 4.9 mm
Ratio of SAR at M2 to SAR at M1 = 58.3%
Maximum value of SAR (measured) = 0.981 W/kg

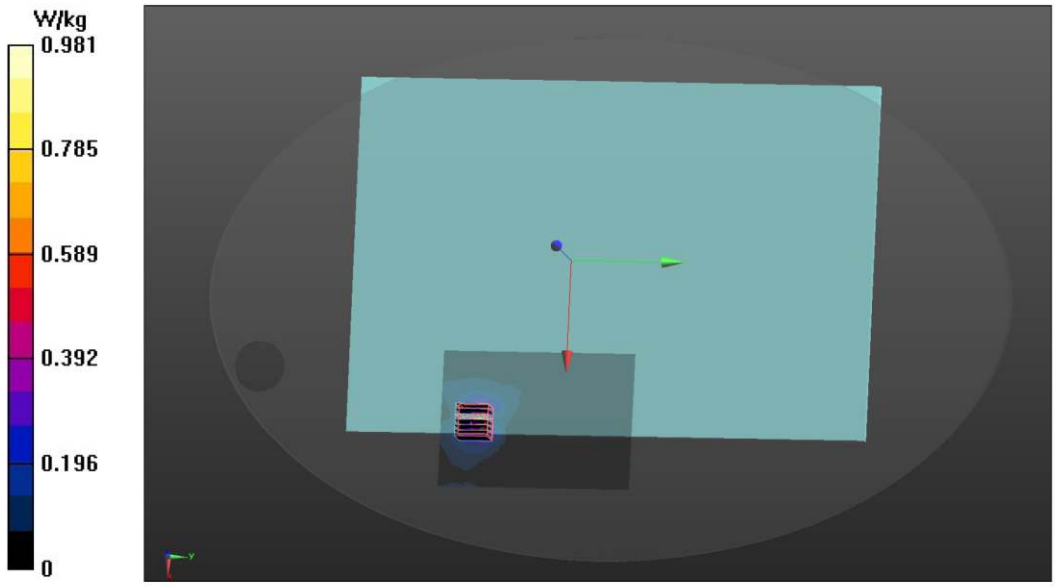

This test report may be reproduced in full only. The document may only be updated by Audix Technology Corp. personnel. Any changes will be noted in the Document History section of the report.

Audix Technology Corp.
No. 491, Zhongfu Rd., Linkou Dist.,
New Taipei City244,Taiwan

Tel: +886 2 26099301
Fax: +886 2 26099303

Date: 6/26/2023

Test Laboratory: Audix_SAR Lab

P13 802.11a CH157 5785MHz Screen Aux

DUT: 17Z90R

Communication System: UID 0, WIFI 5G 802.11a (0); Frequency: 5785 MHz;Duty Cycle:1:1
Medium parameters used: f = 5785 MHz; σ = 5.439 S/m; ε_r = 34.366; ρ = 1000 kg/m^3
Phantom section: Flat Section

DASY Configuration:

- Probe: EX3DV4 - SN3855; ConvF(4.8, 4.8, 4.8) @ 5785 MHz; Calibrated: 9/27/2022
- Sensor-Surface: 2mm (Mechanical Surface Detection), z = 1.0, 31.0
- Electronics: DAE4 Sn1337; Calibrated: 3/31/2023
- Phantom: ELI V5.0 (20deg probe tilt); Type: QD OVA 002 AA; Serial: 1170
- DASY52 52.10.4(1527); SEMCAD X 14.6.14(7483)

Area Scan (11x15x1): Measurement grid: dx=10mm, dy=10mm
Maximum value of SAR (measured) = 0.373 W/kg

Zoom Scan (7x7x12)/Cube 0: Measurement grid: dx=4mm, dy=4mm, dz=2mm
Reference Value = 0.6790 V/m; Power Drift = -0.56 dB
Peak SAR (extrapolated) = 0.845 W/kg
SAR(1 g) = 0.196 W/kg; SAR(10 g) = 0.053 W/kg
Smallest distance from peaks to all points 3 dB below = 5.6 mm
Ratio of SAR at M2 to SAR at M1 = 49.7%
Maximum value of SAR (measured) = 0.424 W/kg

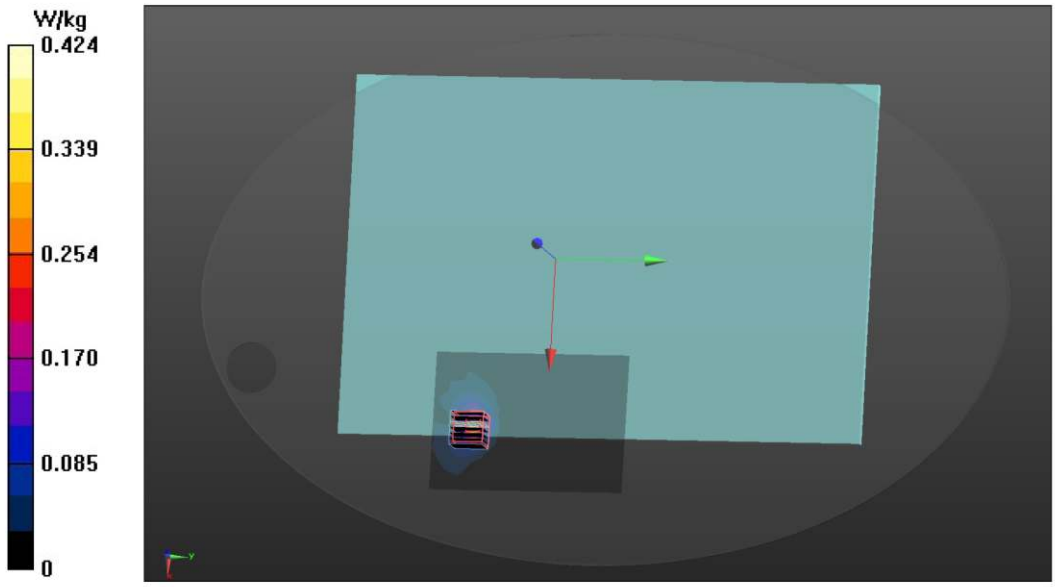

This test report may be reproduced in full only. The document may only be updated by Audix Technology Corp. personnel. Any changes will be noted in the Document History section of the report.

Audix Technology Corp.
No. 491, Zhongfu Rd., Linkou Dist.,
New Taipei City244,Taiwan

Tel: +886 2 26099301
Fax: +886 2 26099303

Date: 6/27/2023

Test Laboratory: Audix_SAR Lab

P21 802.11a CH144 5720MHz Screen Aux

DUT: 17Z90R

Communication System: UID 0, WIFI 5G 802.11a (0); Frequency: 5720 MHz;Duty Cycle:1:1
Medium parameters used: f = 5720 MHz; σ = 5.358 S/m; ε_r = 34.508; ρ = 1000 kg/m^3
Phantom section: Flat Section

DASY Configuration:

- Probe: EX3DV4 - SN3855; ConvF(4.8, 4.8, 4.8) @ 5720 MHz; Calibrated: 9/27/2022
- Sensor-Surface: 2mm (Mechanical Surface Detection), z = 1.0, 31.0
- Electronics: DAE4 Sn1337; Calibrated: 3/31/2023
- Phantom: ELI V5.0 (20deg probe tilt); Type: QD OVA 002 AA; Serial: 1170
- DASY52 52.10.4(1527); SEMCAD X 14.6.14(7483)

Area Scan (11x15x1): Measurement grid: dx=10mm, dy=10mm
Maximum value of SAR (measured) = 0.614 W/kg

Zoom Scan (7x7x12)/Cube 0: Measurement grid: dx=4mm, dy=4mm, dz=2mm
Reference Value = 0.9450 V/m; Power Drift = -0.24 dB
Peak SAR (extrapolated) = 1.61 W/kg
SAR(1 g) = 0.336 W/kg; SAR(10 g) = 0.088 W/kg
Smallest distance from peaks to all points 3 dB below = 5.6 mm
Ratio of SAR at M2 to SAR at M1 = 52%
Maximum value of SAR (measured) = 0.762 W/kg

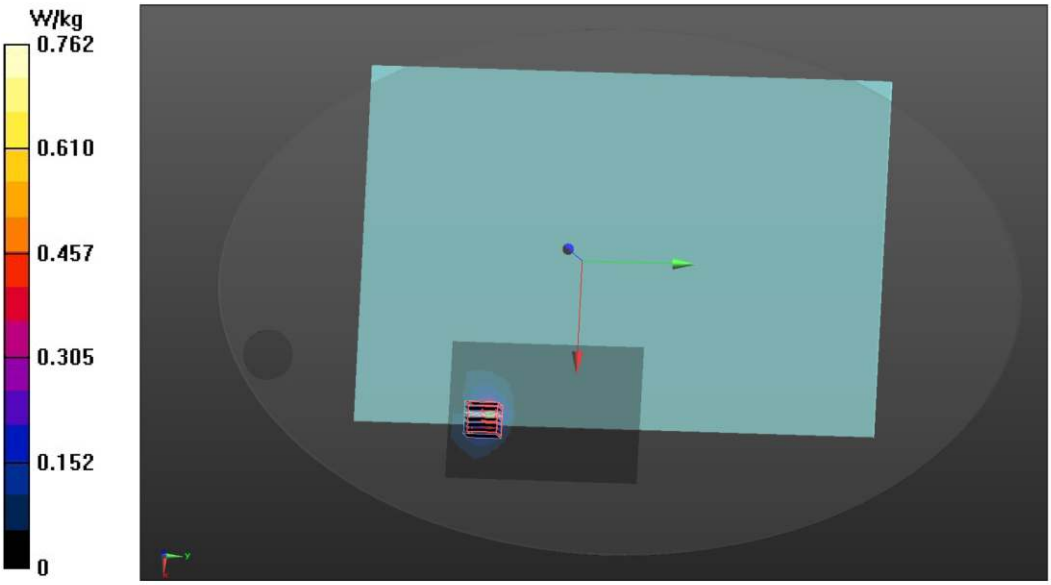

This test report may be reproduced in full only. The document may only be updated by Audix Technology Corp. personnel. Any changes will be noted in the Document History section of the report.

Audix Technology Corp.
No. 491, Zhongfu Rd., Linkou Dist.,
New Taipei City244,Taiwan
Tel: +886 2 26099301
Fax: +886 2 26099303

Date: 6/27/2023

Test Laboratory: Audix_SAR Lab

P19 802.11a CH100 5500MHz Bottom Aux

DUT: 17Z90R

Communication System: UID 0, WIFI 5G 802.11a (0); Frequency: 5500 MHz;Duty Cycle:1:1
Medium parameters used: f = 5500 MHz; σ = 5.075 S/m; ε_r = 34.983; ρ = 1000 kg/m^3
Phantom section: Flat Section

DASY Configuration:

- Probe: EX3DV4 - SN3855; ConvF(4.87, 4.87, 4.87) @ 5500 MHz; Calibrated: 9/27/2022
- Sensor-Surface: 2mm (Mechanical Surface Detection), z = 1.0, 31.0
- Electronics: DAE4 Sn1337; Calibrated: 3/31/2023
- Phantom: ELI V5.0 (20deg probe tilt); Type: QD OVA 002 AA; Serial: 1170
- DASY52 52.10.4(1527); SEMCAD X 14.6.14(7483)

Area Scan (11x17x1): Measurement grid: dx=10mm, dy=10mm
Maximum value of SAR (measured) = 0.224 W/kg

Zoom Scan (7x7x12)/Cube 0: Measurement grid: dx=4mm, dy=4mm, dz=2mm
Reference Value = 0.7114 V/m; Power Drift = 0.52 dB
Peak SAR (extrapolated) = 0.542 W/kg
SAR(1 g) = 0.129 W/kg; SAR(10 g) = 0.044 W/kg
Smallest distance from peaks to all points 3 dB below = 7.9 mm
Ratio of SAR at M2 to SAR at M1 = 55.3%
Maximum value of SAR (measured) = 0.249 W/kg

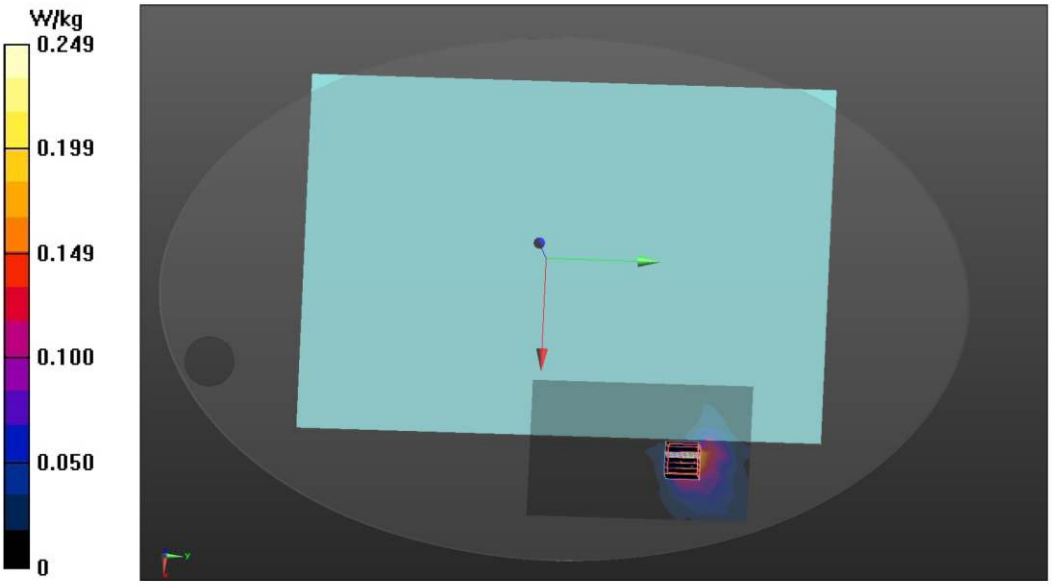

This test report may be reproduced in full only. The document may only be updated by Audix Technology Corp. personnel. Any changes will be noted in the Document History section of the report.

Audix Technology Corp.
No. 491, Zhongfu Rd., Linkou Dist.,
New Taipei City244,Taiwan

Tel: +886 2 26099301
Fax: +886 2 26099303

Date: 6/27/2023

Test Laboratory: Audix_SAR Lab

P12 802.11a CH36 5180MHz Screen Main

DUT: 17Z90R

Communication System: UID 0, WIFI 5G 802.11a (0); Frequency: 5180 MHz;Duty Cycle:1:1
Medium parameters used: f = 5180 MHz; σ = 4.671 S/m; ε_r = 35.654; ρ = 1000 kg/m^3
Phantom section: Flat Section

DASY Configuration:

- Probe: EX3DV4 - SN3855; ConvF(5.35, 5.35, 5.35) @ 5180 MHz; Calibrated: 9/27/2022
- Sensor-Surface: 2mm (Mechanical Surface Detection), z = 1.0, 31.0
- Electronics: DAE4 Sn1337; Calibrated: 3/31/2023
- Phantom: ELI V5.0 (20deg probe tilt); Type: QD OVA 002 AA; Serial: 1170
- DASY52 52.10.4(1527); SEMCAD X 14.6.14(7483)

Area Scan (11x15x1): Measurement grid: dx=10mm, dy=10mm
Maximum value of SAR (measured) = 0.929 W/kg

Zoom Scan (7x7x12)/Cube 0: Measurement grid: dx=4mm, dy=4mm, dz=2mm
Reference Value = 1.135 V/m; Power Drift = -0.06 dB
Peak SAR (extrapolated) = 2.61 W/kg
SAR(1 g) = 0.556 W/kg; SAR(10 g) = 0.137 W/kg
Smallest distance from peaks to all points 3 dB below = 4.8 mm
Ratio of SAR at M2 to SAR at M1 = 57%
Maximum value of SAR (measured) = 1.19 W/kg

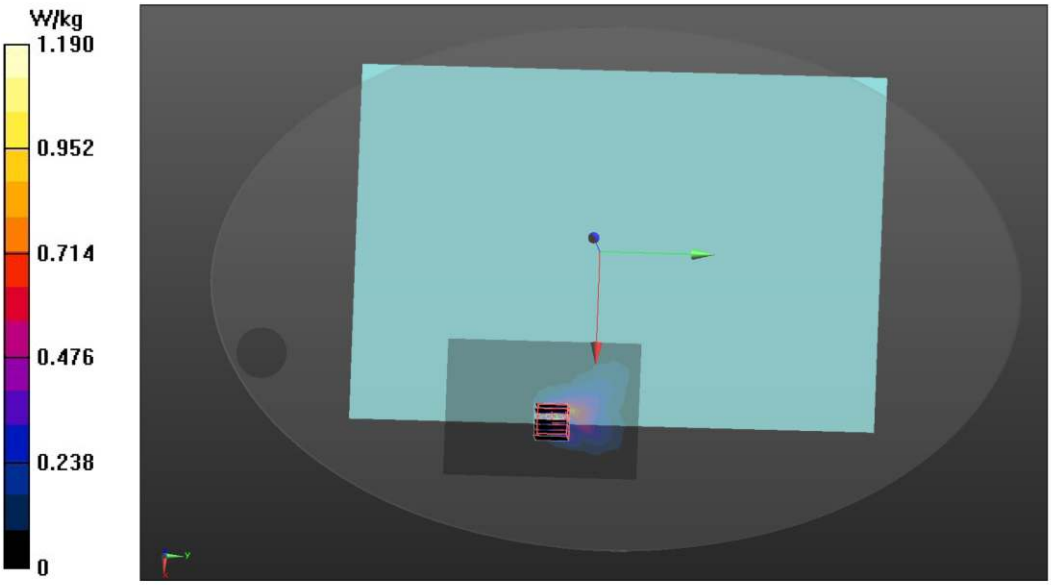

This test report may be reproduced in full only. The document may only be updated by Audix Technology Corp. personnel. Any changes will be noted in the Document History section of the report.

Audix Technology Corp.
No. 491, Zhongfu Rd., Linkou Dist.,
New Taipei City244,Taiwan

Tel: +886 2 26099301
Fax: +886 2 26099303

Date: 6/27/2023

Test Laboratory: Audix_SAR Lab

P6 802.11a CH100 5500MHz Screen Main

DUT: 17Z90R

Communication System: UID 0, WIFI 5G 802.11a (0); Frequency: 5500 MHz;Duty Cycle:1:1
Medium parameters used: f = 5500 MHz; σ = 5.075 S/m; ε_r = 34.983; ρ = 1000 kg/m^3
Phantom section: Flat Section

DASY Configuration:

- Probe: EX3DV4 - SN3855; ConvF(4.87, 4.87, 4.87) @ 5500 MHz; Calibrated: 9/27/2022
- Sensor-Surface: 2mm (Mechanical Surface Detection), z = 1.0, 31.0
- Electronics: DAE4 Sn1337; Calibrated: 3/31/2023
- Phantom: ELI V5.0 (20deg probe tilt); Type: QD OVA 002 AA; Serial: 1170
- DASY52 52.10.4(1527); SEMCAD X 14.6.14(7483)

Area Scan (11x15x1): Measurement grid: dx=10mm, dy=10mm
Maximum value of SAR (measured) = 1.36 W/kg

Zoom Scan (7x7x12)/Cube 0: Measurement grid: dx=4mm, dy=4mm, dz=2mm
Reference Value = 1.427 V/m; Power Drift = 0.09 dB
Peak SAR (extrapolated) = 2.89 W/kg
SAR(1 g) = 0.689 W/kg; SAR(10 g) = 0.196 W/kg
Smallest distance from peaks to all points 3 dB below = 5.6 mm
Ratio of SAR at M2 to SAR at M1 = 55.1%
Maximum value of SAR (measured) = 1.44 W/kg

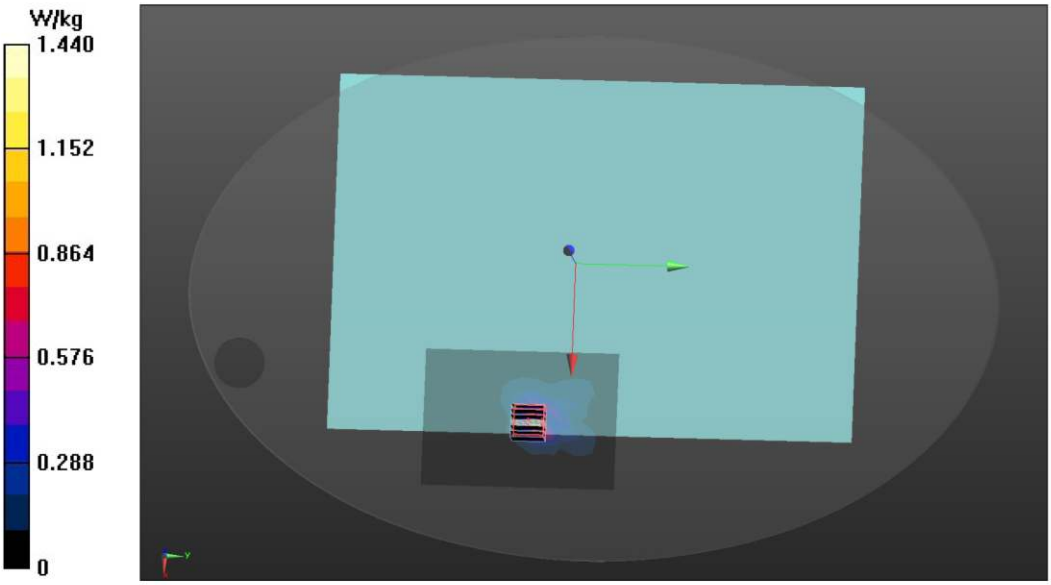

This test report may be reproduced in full only. The document may only be updated by Audix Technology Corp. personnel. Any changes will be noted in the Document History section of the report.

Audix Technology Corp.
No. 491, Zhongfu Rd., Linkou Dist.,
New Taipei City244,Taiwan

Tel: +886 2 26099301
Fax: +886 2 26099303

Date: 6/27/2023

Test Laboratory: Audix_SAR Lab

P22 802.11a CH144 5720MHz Screen Main

DUT: 17Z90R

Communication System: UID 0, WIFI 5G 802.11a (0); Frequency: 5720 MHz;Duty Cycle:1:1
Medium parameters used: f = 5720 MHz; σ = 5.358 S/m; ε_r = 34.508; ρ = 1000 kg/m^3
Phantom section: Flat Section

DASY Configuration:

- Probe: EX3DV4 - SN3855; ConvF(4.8, 4.8, 4.8) @ 5720 MHz; Calibrated: 9/27/2022
- Sensor-Surface: 2mm (Mechanical Surface Detection), z = 1.0, 31.0
- Electronics: DAE4 Sn1337; Calibrated: 3/31/2023
- Phantom: ELI V5.0 (20deg probe tilt); Type: QD OVA 002 AA; Serial: 1170
- DASY52 52.10.4(1527); SEMCAD X 14.6.14(7483)

Area Scan (11x15x1): Measurement grid: dx=10mm, dy=10mm
Maximum value of SAR (measured) = 0.866 W/kg

Zoom Scan (7x7x12)/Cube 0: Measurement grid: dx=4mm, dy=4mm, dz=2mm
Reference Value = 1.297 V/m; Power Drift = -0.42 dB
Peak SAR (extrapolated) = 2.04 W/kg
SAR(1 g) = 0.501 W/kg; SAR(10 g) = 0.135 W/kg
Smallest distance from peaks to all points 3 dB below = 6.1 mm
Ratio of SAR at M2 to SAR at M1 = 51.2%
Maximum value of SAR (measured) = 1.12 W/kg

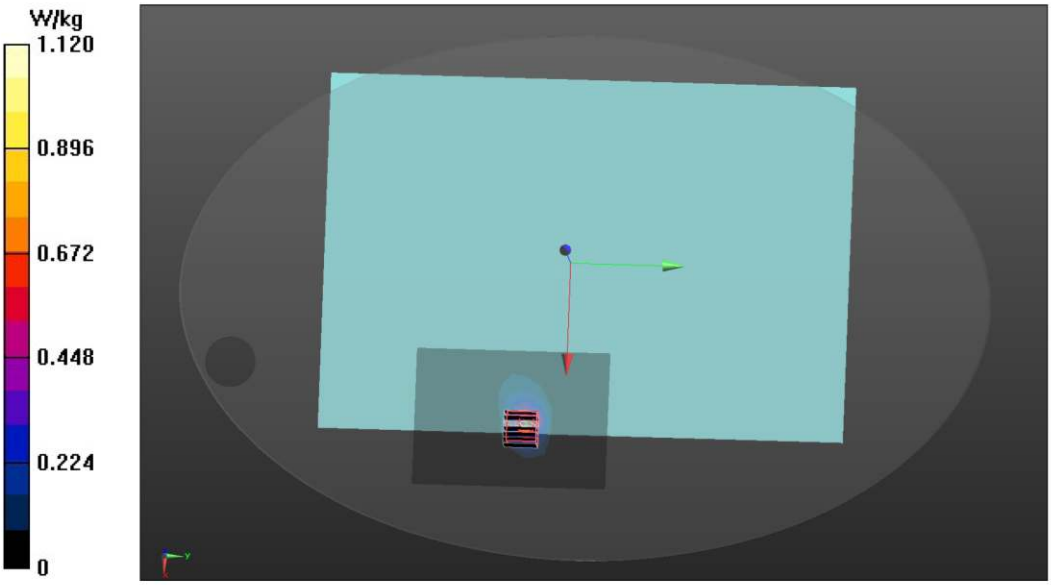

This test report may be reproduced in full only. The document may only be updated by Audix Technology Corp. personnel. Any changes will be noted in the Document History section of the report.

Audix Technology Corp.
No. 491, Zhongfu Rd., Linkou Dist.,
New Taipei City244,Taiwan
Tel: +886 2 26099301
Fax: +886 2 26099303

Date: 6/26/2023

Test Laboratory: Audix_SAR Lab

P14 802.11a CH157 5785MHz Screen Main

DUT: 17Z90R

Communication System: UID 0, WIFI 5G 802.11a (0); Frequency: 5785 MHz;Duty Cycle:1:1
Medium parameters used: f = 5785 MHz; σ = 5.439 S/m; ε_r = 34.366; ρ = 1000 kg/m^3
Phantom section: Flat Section

DASY Configuration:

- Probe: EX3DV4 - SN3855; ConvF(4.8, 4.8, 4.8) @ 5785 MHz; Calibrated: 9/27/2022
- Sensor-Surface: 2mm (Mechanical Surface Detection), z = 1.0, 31.0
- Electronics: DAE4 Sn1337; Calibrated: 3/31/2023
- Phantom: ELI V5.0 (20deg probe tilt); Type: QD OVA 002 AA; Serial: 1170
- DASY52 52.10.4(1527); SEMCAD X 14.6.14(7483)

Area Scan (11x15x1): Measurement grid: dx=10mm, dy=10mm
Maximum value of SAR (measured) = 0.867 W/kg

Zoom Scan (7x7x12)/Cube 0: Measurement grid: dx=4mm, dy=4mm, dz=2mm
Reference Value = 0.9680 V/m; Power Drift = -0.75 dB
Peak SAR (extrapolated) = 3.86 W/kg
SAR(1 g) = 0.497 W/kg; SAR(10 g) = 0.138 W/kg
Smallest distance from peaks to all points 3 dB below = 5.8 mm
Ratio of SAR at M2 to SAR at M1 = 52.5%
Maximum value of SAR (measured) = 1.09 W/kg

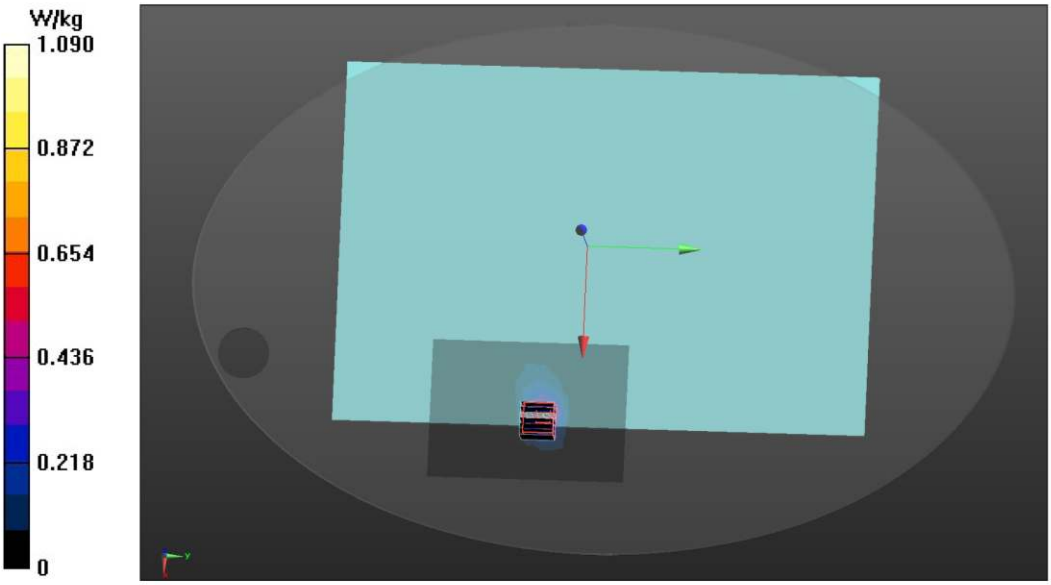

This test report may be reproduced in full only. The document may only be updated by Audix Technology Corp. personnel. Any changes will be noted in the Document History section of the report.

Audix Technology Corp.
No. 491, Zhongfu Rd., Linkou Dist.,
New Taipei City244,Taiwan
Tel: +886 2 26099301
Fax: +886 2 26099303

Date: 6/27/2023

Test Laboratory: Audix_SAR Lab

P20 802.11a CH100 5500MHz Bottom Main

DUT: 17Z90R

Communication System: UID 0, WIFI 5G 802.11a (0); Frequency: 5500 MHz;Duty Cycle:1:1
Medium parameters used: f = 5500 MHz; σ = 5.075 S/m; ε_r = 34.983; ρ = 1000 kg/m^3
Phantom section: Flat Section

DASY Configuration:

- Probe: EX3DV4 - SN3855; ConvF(4.87, 4.87, 4.87) @ 5500 MHz; Calibrated: 9/27/2022
- Sensor-Surface: 2mm (Mechanical Surface Detection), z = 1.0, 31.0
- Electronics: DAE4 Sn1337; Calibrated: 3/31/2023
- Phantom: ELI V5.0 (20deg probe tilt); Type: QD OVA 002 AA; Serial: 1170
- DASY52 52.10.4(1527); SEMCAD X 14.6.14(7483)

Area Scan (11x17x1): Measurement grid: dx=10mm, dy=10mm
Maximum value of SAR (measured) = 0.146 W/kg

Zoom Scan (7x7x12)/Cube 0: Measurement grid: dx=4mm, dy=4mm, dz=2mm
Reference Value = 0 V/m; Power Drift = 0.00 dB
Peak SAR (extrapolated) = 0.315 W/kg
SAR(1 g) = 0.063 W/kg; SAR(10 g) = 0.019 W/kg
Smallest distance from peaks to all points 3 dB below = 7.2 mm
Ratio of SAR at M2 to SAR at M1 = 44.4%
Maximum value of SAR (measured) = 0.146 W/kg

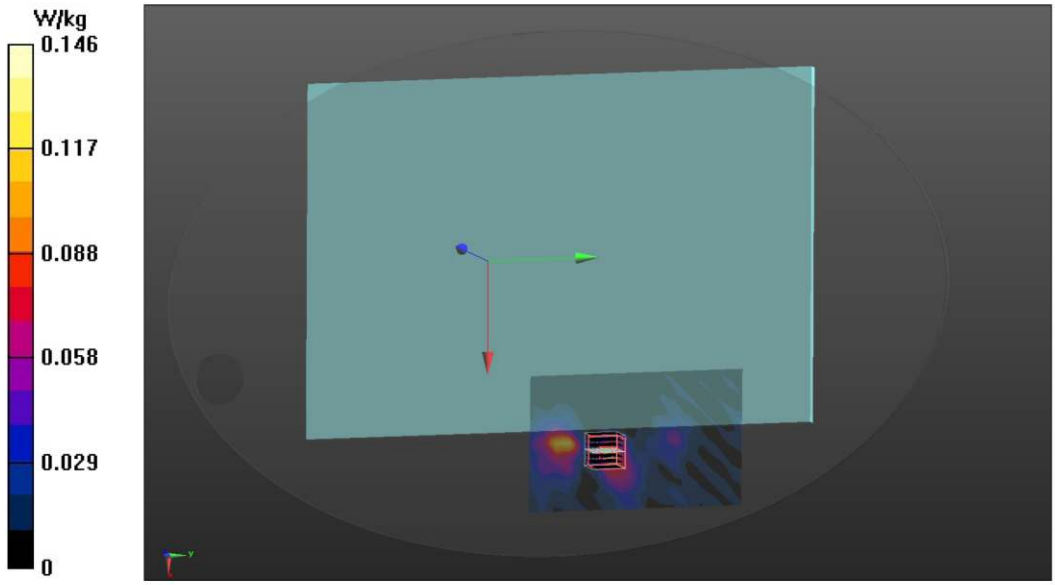

This test report may be reproduced in full only. The document may only be updated by Audix Technology Corp. personnel. Any changes will be noted in the Document History section of the report.

Audix Technology Corp.
No. 491, Zhongfu Rd., Linkou Dist.,
New Taipei City244,Taiwan

Tel: +886 2 26099301
Fax: +886 2 26099303

Repeated SAR measurement

Date: 6/27/2023

Test Laboratory: Audix_SAR Lab

P6 802.11a CH100 5500MHz Screen Main

DUT: 17Z90R

Communication System: UID 0, WIFI 5G 802.11a (0); Frequency: 5500 MHz;Duty Cycle:1:1
Medium parameters used: f = 5500 MHz; σ = 5.075 S/m; ε_r = 34.983; ρ = 1000 kg/m^3
Phantom section: Flat Section

DASY Configuration:

- Probe: EX3DV4 - SN3855; ConvF(4.87, 4.87, 4.87) @ 5500 MHz; Calibrated: 9/27/2022
- Sensor-Surface: 2mm (Mechanical Surface Detection), z = 1.0, 31.0
- Electronics: DAE4 Sn1337; Calibrated: 3/31/2023
- Phantom: ELI V5.0 (20deg probe tilt); Type: QD OVA 002 AA; Serial: 1170
- DASY52 52.10.4(1527); SEMCAD X 14.6.14(7483)

Area Scan (11x15x1): Measurement grid: dx=10mm, dy=10mm
Maximum value of SAR (measured) = 1.36 W/kg

Zoom Scan (7x7x12)/Cube 0: Measurement grid: dx=4mm, dy=4mm, dz=2mm
Reference Value = 1.427 V/m; Power Drift = 0.09 dB
Peak SAR (extrapolated) = 2.89 W/kg
SAR(1 g) = 0.689 W/kg; SAR(10 g) = 0.196 W/kg
Smallest distance from peaks to all points 3 dB below = 5.6 mm
Ratio of SAR at M2 to SAR at M1 = 55.1%
Maximum value of SAR (measured) = 1.44 W/kg

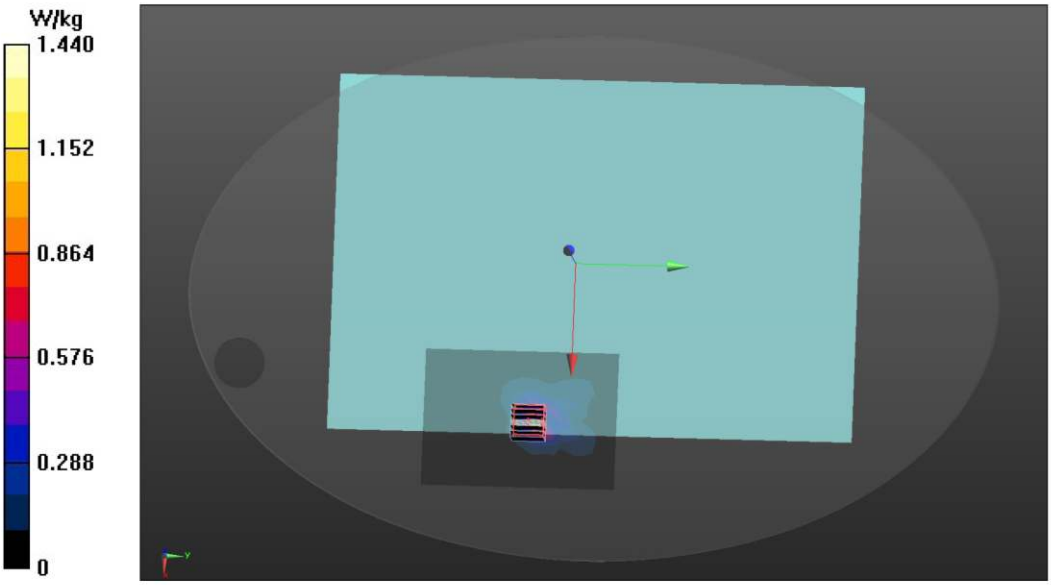

This test report may be reproduced in full only. The document may only be updated by Audix Technology Corp. personnel. Any changes will be noted in the Document History section of the report.

Audix Technology Corp.
No. 491, Zhongfu Rd., Linkou Dist.,
New Taipei City244,Taiwan

Tel: +886 2 26099301
Fax: +886 2 26099303

Date: 6/27/2023

Test Laboratory: Audix_SAR Lab

P23 802.11a CH100 5500MHz Screen Main

DUT: 17Z90R

Communication System: UID 0, WIFI 5G 802.11a (0); Frequency: 5500 MHz;Duty Cycle:1:1
Medium parameters used: f = 5500 MHz; σ = 5.075 S/m; ε_r = 34.983; ρ = 1000 kg/m^3
Phantom section: Flat Section

DASY Configuration:

- Probe: EX3DV4 - SN3855; ConvF(4.87, 4.87, 4.87) @ 5500 MHz; Calibrated: 9/27/2022
- Sensor-Surface: 2mm (Mechanical Surface Detection), z = 1.0, 31.0
- Electronics: DAE4 Sn1337; Calibrated: 3/31/2023
- Phantom: ELI V5.0 (20deg probe tilt); Type: QD OVA 002 AA; Serial: 1170
- DASY52 52.10.4(1527); SEMCAD X 14.6.14(7483)

Area Scan (11x15x1): Measurement grid: dx=10mm, dy=10mm
Maximum value of SAR (measured) = 1.32 W/kg

Zoom Scan (7x7x12)/Cube 0: Measurement grid: dx=4mm, dy=4mm, dz=2mm
Reference Value = 1.359 V/m; Power Drift = -0.74 dB
Peak SAR (extrapolated) = 2.87 W/kg
SAR(1 g) = 0.682 W/kg; SAR(10 g) = 0.201 W/kg
Smallest distance from peaks to all points 3 dB below = 5.9 mm
Ratio of SAR at M2 to SAR at M1 = 55.1%
Maximum value of SAR (measured) = 1.38 W/kg

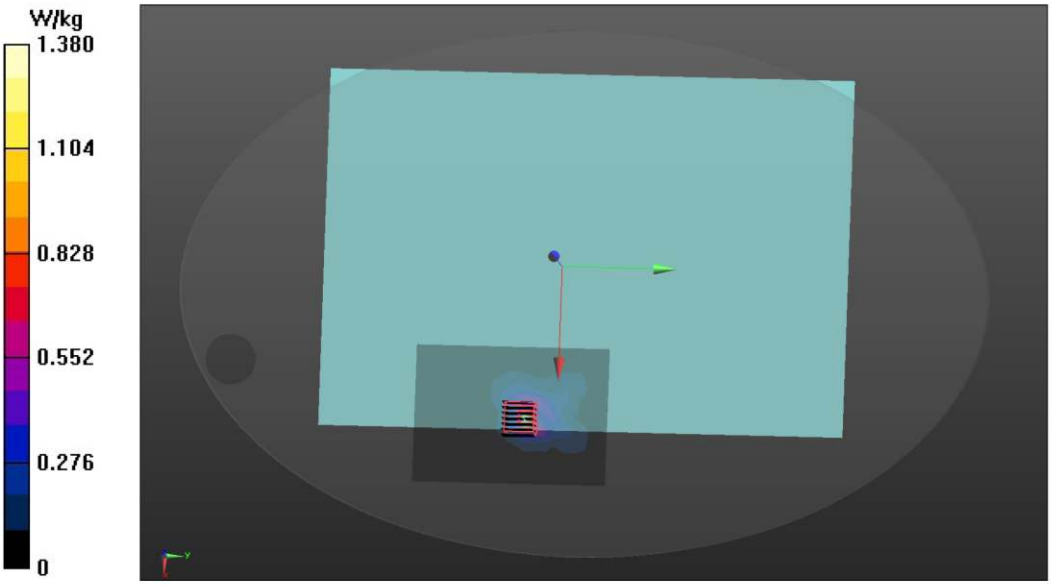

This test report may be reproduced in full only. The document may only be updated by Audix Technology Corp. personnel. Any changes will be noted in the Document History section of the report.