Audix Technology Corp.
No. 491, Zhongfu Rd., Linkou Dist.,
New Taipei City244, Taiwan

Tel: +886 2 26099301
Fax: +886 2 26099303

TABLE OF CONTENTS

A.1 CONDUCTED EMISSION 2

A.2 RADIATED EMISSION 8

A.2.1 Emissions within Restricted Frequency Bands 8

A.2.2 Emissions outside the frequency band: 16

A.2.3 Emissions in Non-restricted Frequency Bands: 16

A.3 MAXIMUM CONDUCTED OUTPUT POWER 17

A.3.1 Conducted Output Power Result 17

This test report may be reproduced in full only. The document may only be updated by Audix Technology Corp. personnel. Any changes will be noted in the Document History section of the report.

Audix Technology Corp.
No. 491, Zhongfu Rd., Linkou Dist.,
New Taipei City244, Taiwan

Tel: +886 2 26099301
Fax: +886 2 26099303

A.1 CONDUCTED EMISSION

Test Date	2023/10/06	Temp./Hum.	24℃/55%
Test Voltage	AC 120V 60Hz (Via AC Adapter)	Tested By	Roy Hung
Test SKU	SKU #1 [with (INPAQ) WA-P-LELE-04-011 Antenna]		

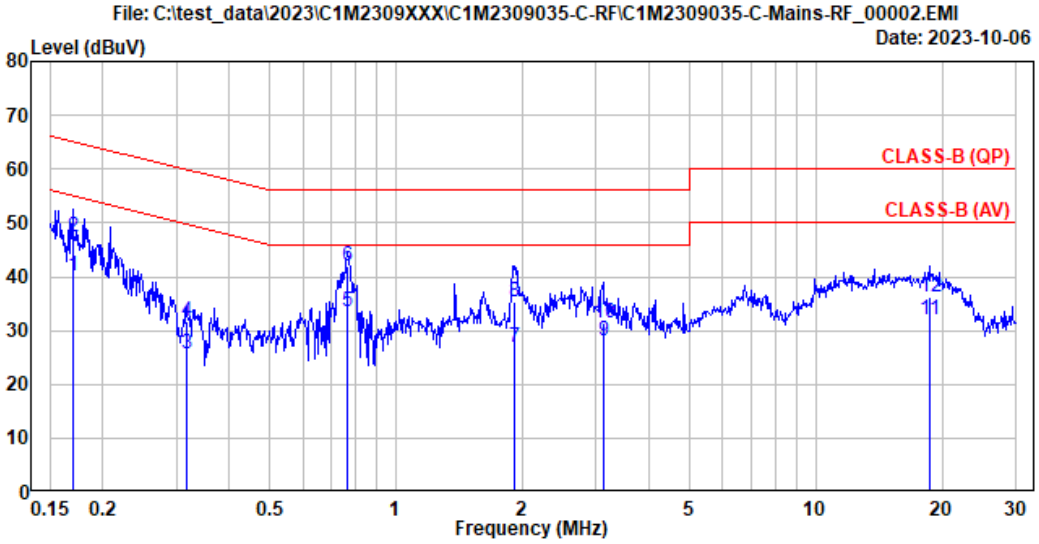

Site No. : No.8 Shielded Room
Instrument 1 : Receiver ESR(774)
Instrument 2 : ENV432 (567)(A)|CE-08|ESH3-Z2 (354)
Limit : CLASS-B (QP)
Environment : 24*C/55%
EUT Model : 17Z90S
Test Mode : Operating
Inpaq

Data No. : 2

Phase : Neutral
Test Rating : 120Vac/60Hz
Engineer : Roy Hung

	Freq. (MHz)	AMN Factor (dB)	Cable Loss (dB)	Pulse Att. (dB)	Reading (dBμV)	Emission Level (dBμV)	Limits (dBμV)	Margin (dB)	Remark
1	0.170	10.30	0.03	9.85	20.04	40.22	54.97	14.75	Average
2	0.170	10.30	0.03	9.85	27.29	47.47	64.97	17.50	QP
3	0.317	10.28	0.03	9.85	5.60	25.76	49.79	24.03	Average
4	0.317	10.28	0.03	9.85	11.51	31.67	59.79	28.12	QP
5	0.765	10.29	0.04	9.85	13.36	33.54	46.00	12.46	Average
6	0.765	10.29	0.04	9.85	21.73	41.91	56.00	14.09	QP
7	1.915	10.32	0.06	9.86	6.78	27.02	46.00	18.98	Average
8	1.915	10.32	0.06	9.86	15.21	35.45	56.00	20.55	QP
9	3.122	10.35	0.07	9.86	7.91	28.19	46.00	17.81	Average
10	3.122	10.35	0.07	9.86	11.21	31.49	56.00	24.51	QP
11	18.684	10.94	0.19	9.93	10.79	31.85	50.00	18.15	Average
12	18.684	10.94	0.19	9.93	15.09	36.15	60.00	23.85	QP

Remarks: 1. Emission Level(dBμV)= AMN Factor(dB) + Cable Loss(dB) + Pulse Att.(dB) + Reading(dBμV).

This test report may be reproduced in full only. The document may only be updated by Audix Technology Corp. personnel. Any changes will be noted in the Document History section of the report.

Audix Technology Corp.
No. 491, Zhongfu Rd., Linkou Dist.,
New Taipei City244, Taiwan

Tel: +886 2 26099301
Fax: +886 2 26099303

Test Date	2023/10/06	Temp./Hum.	24℃/55%
Test Voltage	AC 120V 60Hz (Via AC Adapter)	Tested By	Roy Hung
Test SKU	SKU #1 [with (INPAQ) WA-P-LELE-04-011 Antenna]		

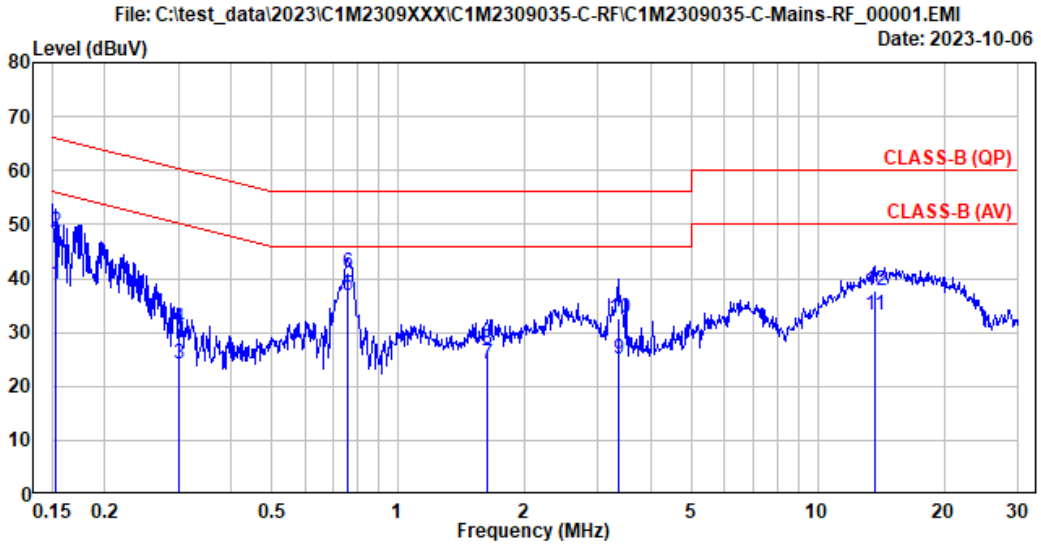

Site No. : No.8 Shielded Room
Instrument 1 : Receiver ESR(774)
Instrument 2 : ENV432 (567)(A)|CE-08|ESH3-Z2 (354)
Limit : CLASS-B (QP)
Environment : 24*C/55%
EUT Model : 17Z90S
Test Mode : Operating
Inpaq

Data No. : 1

Phase : Line
Test Rating : 120Vac/60Hz
Engineer : Roy Hung

	Freq. (MHz)	AMN Factor (dB)	Cable Loss (dB)	Pulse Att. (dB)	Reading (dBμV)	Emission Level (dBμV)	Limits (dBμV)	Margin (dB)	Remark
1	0.153	10.30	0.03	9.85	18.81	38.99	55.83	16.84	Average
2	0.153	10.30	0.03	9.85	28.43	48.61	65.83	17.22	QP
3	0.300	10.27	0.03	9.85	3.93	24.08	50.25	26.17	Average
4	0.300	10.27	0.03	9.85	10.65	30.80	60.25	29.45	QP
5	0.758	10.28	0.04	9.85	16.69	36.86	46.00	9.14	Average
6	0.758	10.28	0.04	9.85	20.82	40.99	56.00	15.01	QP
7	1.625	10.29	0.05	9.86	3.83	24.03	46.00	21.97	Average
8	1.625	10.29	0.05	9.86	6.72	26.92	56.00	29.08	QP
9	3.347	10.32	0.07	9.86	4.75	25.00	46.00	21.00	Average
10	3.347	10.32	0.07	9.86	12.20	32.45	56.00	23.55	QP
11	13.649	10.58	0.16	9.91	12.58	33.23	50.00	16.77	Average
12	13.649	10.58	0.16	9.91	17.08	37.73	60.00	22.27	QP

Remarks: 1. Emission Level(dBμV)= AMN Factor(dB) + Cable Loss(dB) + Pulse Att.(dB) + Reading(dBμV).

This test report may be reproduced in full only. The document may only be updated by Audix Technology Corp. personnel. Any changes will be noted in the Document History section of the report.

Audix Technology Corp.
No. 491, Zhongfu Rd., Linkou Dist.,
New Taipei City244, Taiwan

Tel: +886 2 26099301
Fax: +886 2 26099303

Test Date	2023/10/06	Temp./Hum.	24℃/55%
Test Voltage	AC 120V 60Hz (Via AC Adapter)	Tested By	Roy Hung
Test SKU	SKU #2 [with (LUXSHARE-ICT) L1LRF009-CS-H Antenna]		

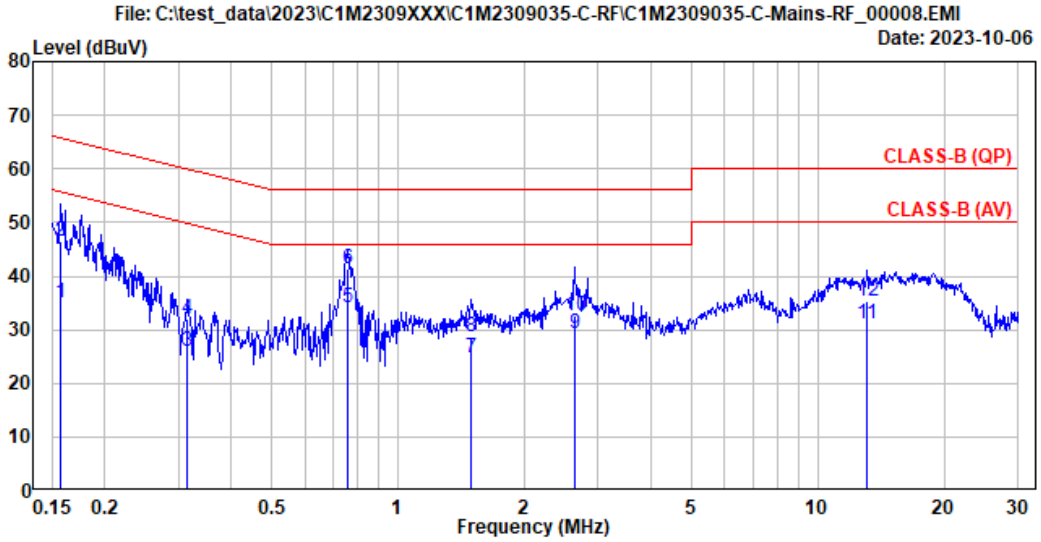

Site No. : No.8 Shielded Room
Instrument 1 : Receiver ESR(774)
Instrument 2 : ENV432 (567)(A)|CE-08|ESH3-Z2 (354)
Limit : CLASS-B (QP)
Environment : 24*C/55%
EUT Model : 17Z90S
Test Mode : Operating
Luxshare

Data No. : 8

Phase : Neutral
Test Rating : 120Vac/60Hz
Engineer : Roy Hung

	Freq. (MHz)	AMN Factor (dB)	Cable Loss (dB)	Pulse Att. (dB)	Reading (dBμV)	Emission Level (dBμV)	Limits (dBμV)	Margin (dB)	Remark
1	0.157	10.30	0.03	9.85	14.90	35.08	55.63	20.55	Average
2	0.157	10.30	0.03	9.85	26.37	46.55	65.63	19.08	QP
3	0.315	10.28	0.03	9.85	5.85	26.01	49.83	23.82	Average
4	0.315	10.28	0.03	9.85	11.73	31.89	59.83	27.94	QP
5	0.762	10.29	0.04	9.85	14.02	34.20	46.00	11.80	Average
6	0.762	10.29	0.04	9.85	21.30	41.48	56.00	14.52	QP
7	1.493	10.31	0.05	9.86	4.61	24.83	46.00	21.17	Average
8	1.493	10.31	0.05	9.86	8.58	28.80	56.00	27.20	QP
9	2.635	10.34	0.07	9.86	8.95	29.22	46.00	16.78	Average
10	2.635	10.34	0.07	9.86	12.28	32.55	56.00	23.45	QP
11	13.116	10.73	0.16	9.90	10.39	31.18	50.00	18.82	Average
12	13.116	10.73	0.16	9.90	14.56	35.35	60.00	24.65	QP

Remarks: 1. Emission Level(dBμV)= AMN Factor(dB) + Cable Loss(dB) + Pulse Att.(dB) + Reading(dBμV).

This test report may be reproduced in full only. The document may only be updated by Audix Technology Corp. personnel. Any changes will be noted in the Document History section of the report.

Audix Technology Corp.
No. 491, Zhongfu Rd., Linkou Dist.,
New Taipei City244, Taiwan

Tel: +886 2 26099301
Fax: +886 2 26099303

Test Date	2023/10/06	Temp./Hum.	24℃/55%
Test Voltage	AC 120V 60Hz (Via AC Adapter)	Tested By	Roy Hung
Test SKU	SKU #2 [with (LUXSHARE-ICT) L1LRF009-CS-H Antenna]		

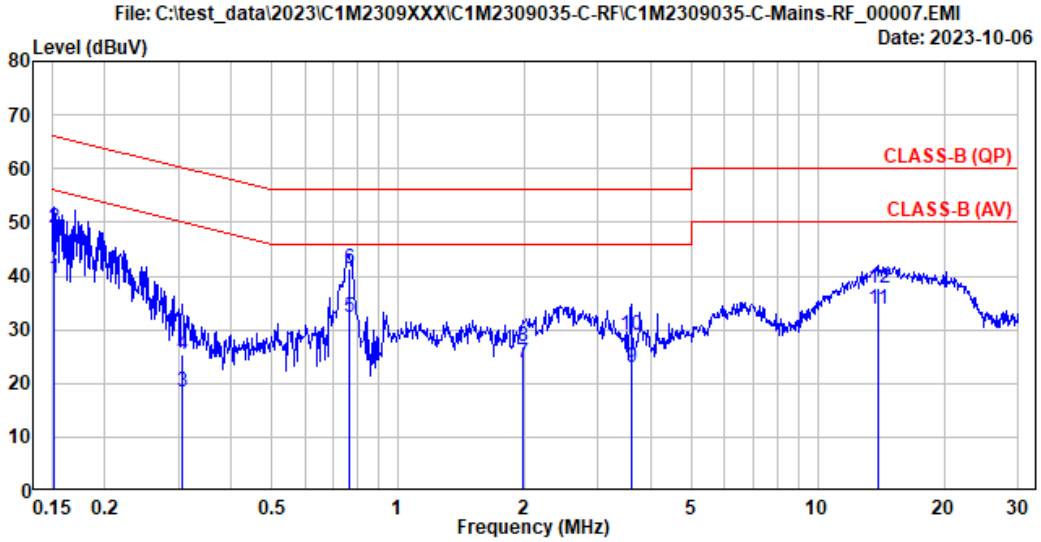

Site No. : No.8 Shielded Room
Instrument 1 : Receiver ESR(774)
Instrument 2 : ENV432 (567)(A)|CE-08|ESH3-Z2 (354)
Limit : CLASS-B (QP)
Environment : 24*C/55%
EUT Model : 17Z90S
Test Mode : Operating
Luxshare

Data No. : 7

Phase : Line
Test Rating : 120Vac/60Hz
Engineer : Roy Hung

	Freq. (MHz)	AMN Factor (dB)	Cable Loss (dB)	Pulse Att. (dB)	Reading (dBμV)	Emission Level (dBμV)	Limits (dBμV)	Margin (dB)	Remark
1	0.152	10.30	0.03	9.85	19.25	39.43	55.92	16.49	Average
2	0.152	10.30	0.03	9.85	28.78	48.96	65.92	16.96	QP
3	0.306	10.27	0.03	9.85	-1.68	18.47	50.08	31.61	Average
4	0.306	10.27	0.03	9.85	5.18	25.33	60.08	34.75	QP
5	0.765	10.28	0.04	9.85	12.25	32.42	46.00	13.58	Average
6	0.765	10.28	0.04	9.85	21.04	41.21	56.00	14.79	QP
7	1.983	10.30	0.06	9.86	3.71	23.93	46.00	22.07	Average
8	1.983	10.30	0.06	9.86	6.56	26.78	56.00	29.22	QP
9	3.589	10.33	0.08	9.86	2.53	22.80	46.00	23.20	Average
10	3.589	10.33	0.08	9.86	8.75	29.02	56.00	26.98	QP
11	13.924	10.58	0.16	9.91	13.02	33.67	50.00	16.33	Average
12	13.924	10.58	0.16	9.91	17.23	37.88	60.00	22.12	QP

Remarks: 1. Emission Level(dBμV)= AMN Factor(dB) + Cable Loss(dB) + Pulse Att.(dB) + Reading(dBμV).

This test report may be reproduced in full only. The document may only be updated by Audix Technology Corp. personnel. Any changes will be noted in the Document History section of the report.

Audix Technology Corp.
No. 491, Zhongfu Rd., Linkou Dist.,
New Taipei City244, Taiwan

Tel: +886 2 26099301
Fax: +886 2 26099303

Test Date	2023/10/06	Temp./Hum.	24℃/55%
Test Voltage	AC 120V 60Hz (Via AC Adapter)	Tested By	Roy Hung
Test SKU	SKU #3 [with (INPAQ) WA-P-LBLB-04-108 Antenna]		

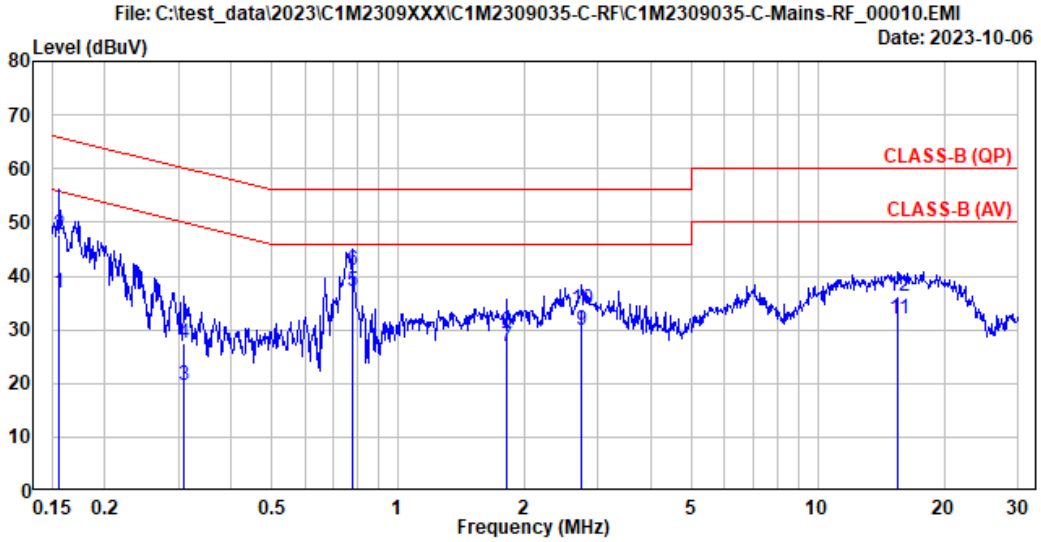

Site No. : No.8 Shielded Room
Instrument 1 : Receiver ESR(774)
Instrument 2 : ENV432 (567)(A)|CE-08|ESH3-Z2 (354)
Limit : CLASS-B (QP)
Environment : 24*C/55%
EUT Model : 17Z90S
Test Mode : Operating Touch

Data No. : 10
Phase : Neutral
Test Rating : 120Vac/60Hz
Engineer : Roy Hung

	Freq. (MHz)	AMN Factor (dB)	Cable Loss (dB)	Pulse Att. (dB)	Reading (dBμV)	Emission Level (dBμV)	Limits (dBμV)	Margin (dB)	Remark
1	0.156	10.30	0.03	9.85	16.76	36.94	55.67	18.73	Average
2	0.156	10.30	0.03	9.85	27.64	47.82	65.67	17.85	QP
3	0.309	10.28	0.03	9.85	-0.54	19.62	50.00	30.38	Average
4	0.309	10.28	0.03	9.85	7.44	27.60	60.00	32.40	QP
5	0.777	10.29	0.04	9.85	16.82	37.00	46.00	9.00	Average
6	0.777	10.29	0.04	9.85	20.74	40.92	56.00	15.08	QP
7	1.822	10.32	0.06	9.86	6.49	26.73	46.00	19.27	Average
8	1.822	10.32	0.06	9.86	9.47	29.71	56.00	26.29	QP
9	2.742	10.34	0.07	9.86	9.62	29.89	46.00	16.11	Average
10	2.742	10.34	0.07	9.86	13.40	33.67	56.00	22.33	QP
11	15.538	10.83	0.17	9.91	11.24	32.15	50.00	17.85	Average
12	15.538	10.83	0.17	9.91	15.46	36.37	60.00	23.63	QP

Remarks: 1. Emission Level(dBμV)= AMN Factor(dB) + Cable Loss(dB) + Pulse Att.(dB) + Reading(dBμV).

This test report may be reproduced in full only. The document may only be updated by Audix Technology Corp. personnel. Any changes will be noted in the Document History section of the report.

Audix Technology Corp.
No. 491, Zhongfu Rd., Linkou Dist.,
New Taipei City244, Taiwan

Tel: +886 2 26099301
Fax: +886 2 26099303

Test Date	2023/10/06	Temp./Hum.	24℃/55%
Test Voltage	AC 120V 60Hz (Via AC Adapter)	Tested By	Roy Hung
Test SKU	SKU #3 [with (INPAQ) WA-P-LBLB-04-108 Antenna]		

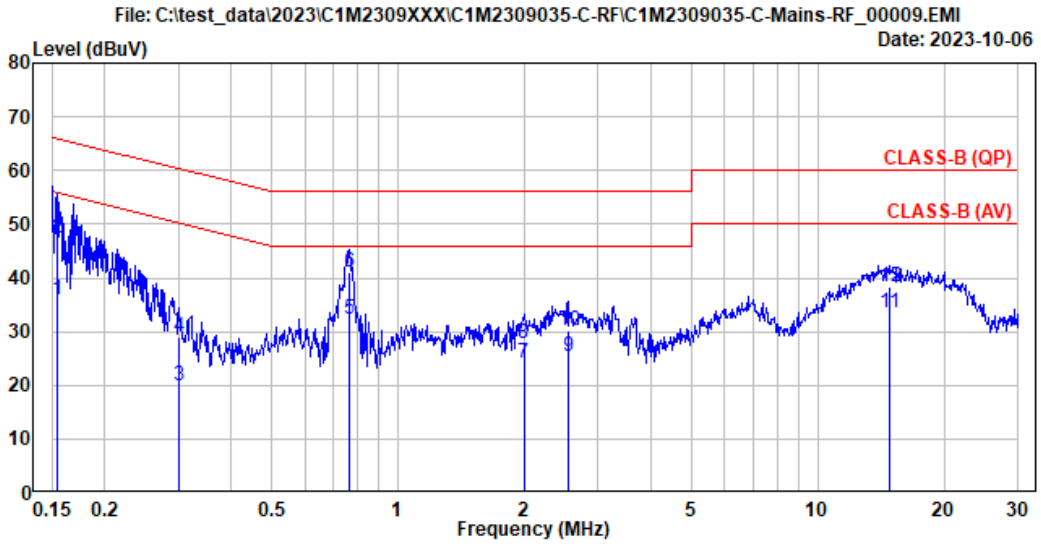

Site No. : No.8 Shielded Room
Instrument 1 : Receiver ESR(774)
Instrument 2 : ENV432 (567)(A)|CE-08|ESH3-Z2 (354)
Limit : CLASS-B (QP)
Environment : 24*C/55%
EUT Model : 17Z90S
Test Mode : Operating Touch

Data No. : 9
Phase : Line
Test Rating : 120Vac/60Hz
Engineer : Roy Hung

	Freq. (MHz)	AMN Factor (dB)	Cable Loss (dB)	Pulse Att. (dB)	Reading (dBμV)	Emission Level (dBμV)	Limits (dBμV)	Margin (dB)	Remark
1	0.155	10.30	0.03	9.85	15.61	35.79	55.75	19.96	Average
2	0.155	10.30	0.03	9.85	27.09	47.27	65.75	18.48	QP
3	0.301	10.27	0.03	9.85	-0.17	19.98	50.20	30.22	Average
4	0.301	10.27	0.03	9.85	8.72	28.87	60.20	31.33	QP
5	0.765	10.28	0.04	9.85	12.27	32.44	46.00	13.56	Average
6	0.765	10.28	0.04	9.85	20.95	41.12	56.00	14.88	QP
7	1.993	10.30	0.06	9.86	3.94	24.16	46.00	21.84	Average
8	1.993	10.30	0.06	9.86	7.41	27.63	56.00	28.37	QP
9	2.545	10.31	0.07	9.86	5.02	25.26	46.00	20.74	Average
10	2.545	10.31	0.07	9.86	9.82	30.06	56.00	25.94	QP
11	14.782	10.61	0.17	9.91	12.83	33.52	50.00	16.48	Average
12	14.782	10.61	0.17	9.91	17.55	38.24	60.00	21.76	QP

Remarks: 1. Emission Level(dBμV)= AMN Factor(dB) + Cable Loss(dB) + Pulse Att.(dB) + Reading(dBμV).

This test report may be reproduced in full only. The document may only be updated by Audix Technology Corp. personnel. Any changes will be noted in the Document History section of the report.

Audix Technology Corp.
No. 491, Zhongfu Rd., Linkou Dist.,
New Taipei City244, Taiwan
Tel: +886 2 26099301
Fax: +886 2 26099303

A.2 RADIATED EMISSION

Test Date	2023/09/26~10/06	Temp./Hum.	23~25℃/55~63%
Test Voltage	AC 120V 60Hz (Via AC Adapter)	Tested By	(1)Martin Chen (2)Hua Wu

A.2.1 Emissions within Restricted Frequency Bands

A.2.1.1 Frequency 9kHz~30MHz

The emissions (9kHz~30MHz) not reported for there is no emission be found.

A.2.1.2 Frequency Below 1GHz

- **Test SKU: SKU #1 [with (INPAQ) WA-P-LELE-04-011 Antenna]**

Mode	802.11ax-HE160	U-NII Band	5
		Frequency	TX 6025MHz

Antenna at Horizontal Polarization

Emission Frequency (MHz)	Antenna Factor (dB/m)	Cable Loss (dB)	Preamp Gain (dB)	Read Level (dBμV)	Emission Level (dBμV/m)	Limits (dBμV/m)	Margin (dB)	Detector
33.233	22.77	1.27	26.52	35.84	33.35	40.00	6.65	Peak
145.592	16.83	2.82	26.04	32.66	26.28	43.50	17.22	Peak
236.933	17.41	3.76	25.75	34.05	29.47	46.00	16.53	Peak
353.333	20.43	5.01	26.14	31.47	30.77	46.00	15.23	Peak
378.392	21.05	5.29	26.35	36.45	36.44	46.00	9.56	Peak
527.125	23.48	6.50	27.23	32.47	35.23	46.00	10.77	Peak

Antenna at Vertical Polarization

Emission Frequency (MHz)	Antenna Factor (dB/m)	Cable Loss (dB)	Preamp Gain (dB)	Read Level (dBμV)	Emission Level (dBμV/m)	Limits (dBμV/m)	Margin (dB)	Detector
34.850	22.21	1.30	0.00	14.24	37.75	40.00	2.25	QP
143.167	16.99	2.80	26.05	38.58	32.31	43.50	11.19	Peak
196.517	15.30	3.36	25.82	36.97	29.81	43.50	13.69	Peak
270.883	18.45	4.09	25.70	31.57	28.41	46.00	17.59	Peak
324.233	19.61	4.67	25.89	32.54	30.93	46.00	15.07	Peak
378.392	21.05	5.29	26.35	36.11	36.10	46.00	9.90	Peak

This test report may be reproduced in full only. The document may only be updated by Audix Technology Corp. personnel. Any changes will be noted in the Document History section of the report.

Audix Technology Corp.
No. 491, Zhongfu Rd., Linkou Dist.,
New Taipei City244, Taiwan
Tel: +886 2 26099301
Fax: +886 2 26099303

● **Test SKU: SKU #2 [with (LUXSHARE-ICT) L1LRF009-CS-H Antenna]**

Mode	802.11ax-HE160	U-NII Band	5
		Frequency	TX 6025MHz

Antenna at Horizontal Polarization

Emission Frequency (MHz)	Antenna Factor (dB/m)	Cable Loss (dB)	Preamp Gain (dB)	Read Level (dBμV)	Emission Level (dBμV/m)	Limits (dBμV/m)	Margin (dB)	Detector
35.658	21.78	1.31	26.51	37.43	34.00	40.00	6.00	Peak
144.783	16.88	2.82	26.04	34.71	28.37	43.50	15.13	Peak
257.142	18.21	3.95	25.72	33.57	30.01	46.00	15.99	Peak
378.392	21.05	5.29	26.35	36.02	36.01	46.00	9.99	Peak
458.417	22.52	6.05	26.91	32.57	34.24	46.00	11.76	Peak
546.525	23.72	6.58	27.28	31.89	34.91	46.00	11.09	Peak

Antenna at Vertical Polarization

Emission Frequency (MHz)	Antenna Factor (dB/m)	Cable Loss (dB)	Preamp Gain (dB)	Read Level (dBμV)	Emission Level (dBμV/m)	Limits (dBμV/m)	Margin (dB)	Detector
35.658	21.78	1.31	0.00	15.08	38.17	40.00	1.83	QP
144.783	16.88	2.82	26.04	41.06	34.71	43.50	8.79	Peak
346.058	20.24	4.93	26.08	32.42	31.50	46.00	14.50	Peak
378.392	21.05	5.29	26.35	36.04	36.03	46.00	9.97	Peak
470.542	22.71	6.16	26.98	32.23	34.11	46.00	11.89	Peak
530.358	23.53	6.52	27.24	32.34	35.14	46.00	10.86	Peak

● **Test SKU: SKU #3 [with (INPAQ) WA-P-LBLB-04-108 Antenna]**

Mode	802.11ax-HE160	U-NII Band	5
		Frequency	TX 6025MHz

Antenna at Horizontal Polarization

Emission Frequency (MHz)	Antenna Factor (dB/m)	Cable Loss (dB)	Preamp Gain (dB)	Read Level (dBμV)	Emission Level (dBμV/m)	Limits (dBμV/m)	Margin (dB)	Detector
33.233	22.77	1.27	26.52	35.25	32.77	40.00	7.23	Peak
143.975	16.93	2.81	26.05	33.98	27.67	43.50	15.83	Peak
259.567	18.26	3.97	25.71	33.26	29.78	46.00	16.22	Peak
378.392	21.05	5.29	26.35	36.89	36.88	46.00	9.12	Peak
431.742	22.09	5.81	26.73	32.54	33.72	46.00	12.28	Peak
532.783	23.56	6.53	27.25	32.15	34.99	46.00	11.01	Peak

Antenna at Vertical Polarization

Emission Frequency (MHz)	Antenna Factor (dB/m)	Cable Loss (dB)	Preamp Gain (dB)	Read Level (dBμV)	Emission Level (dBμV/m)	Limits (dBμV/m)	Margin (dB)	Detector
34.850	22.21	1.30	0.00	14.59	38.10	40.00	1.90	QP
145.592	16.83	2.82	26.04	41.47	35.09	43.50	8.41	Peak
324.233	19.61	4.67	25.89	31.18	29.57	46.00	16.43	Peak
378.392	21.05	5.29	26.35	36.54	36.53	46.00	9.47	Peak
500.450	23.13	6.40	27.16	32.99	35.36	46.00	10.64	Peak
590.175	24.24	6.73	27.39	32.17	35.75	46.00	10.25	Peak

This test report may be reproduced in full only. The document may only be updated by Audix Technology Corp. personnel. Any changes will be noted in the Document History section of the report.

Audix Technology Corp.
No. 491, Zhongfu Rd., Linkou Dist.,
New Taipei City244, Taiwan
Tel: +886 2 26099301
Fax: +886 2 26099303

A.2.1.3 Frequency Above 1 GHz to 10th harmonics

Band Edge:

- **Test SKU: SKU #1 [with (INPAQ) WA-P-LELE-04-011 Antenna]**

Mode	802.11ax-HE20	U-NII Band	8
		Frequency	TX 7115MHz

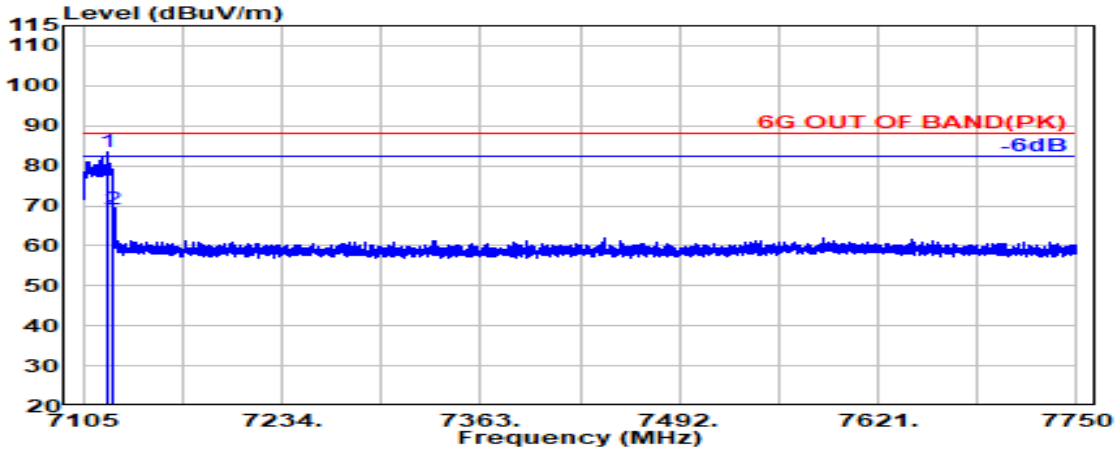

Antenna at Horizontal Polarization

Emission Frequency (MHz)	Antenna Factor (dB/m)	Cable Loss (dB)	Preamp Gain (dB)	Read Level (dBμV)	Emission Level (dBμV/m)	Limits (dBμV/m)	Margin (dB)	Detector
@ 7120.700	35.80	9.80	34.55	72.37	83.42	---	---	Peak
7125.000	35.80	9.80	34.55	57.99	69.04	88.20	19.16	Peak

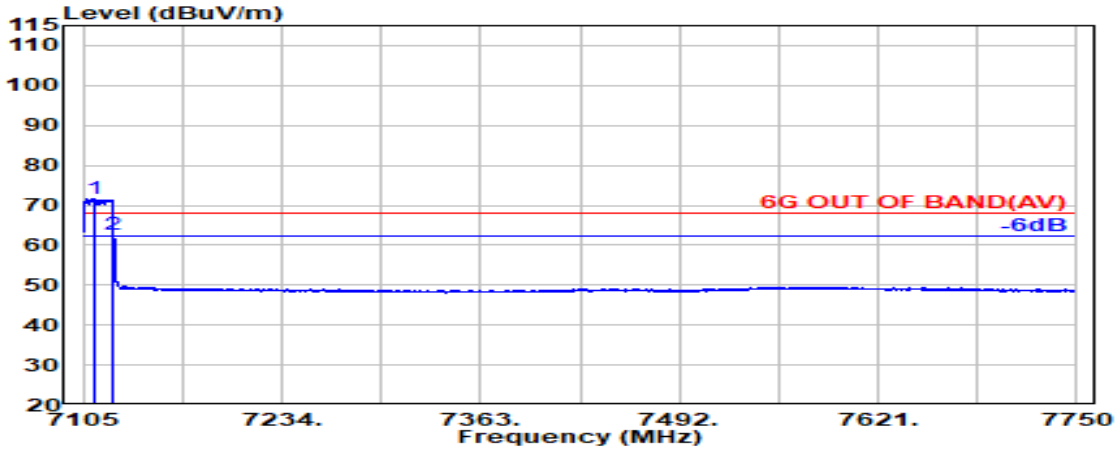

Antenna at Horizontal Polarization

Emission Frequency (MHz)	Antenna Factor (dB/m)	Cable Loss (dB)	Preamp Gain (dB)	Read Level (dBμV)	Emission Level (dBμV/m)	Limits (dBμV/m)	Margin (dB)	Detector
@ 7111.900	35.80	9.79	34.54	60.51	71.56	---	---	Average
7125.000	35.80	9.80	34.55	51.64	62.69	68.20	5.51	Average

Remark: The "@" means fundamental frequency, it is ignored in this section.

This test report may be reproduced in full only. The document may only be updated by Audix Technology Corp. personnel. Any changes will be noted in the Document History section of the report.

Audix Technology Corp.
No. 491, Zhongfu Rd., Linkou Dist.,
New Taipei City244, Taiwan
Tel: +886 2 26099301
Fax: +886 2 26099303

Mode	802.11ax-HE20	U-NII Band	8
		Frequency	TX 7115MHz

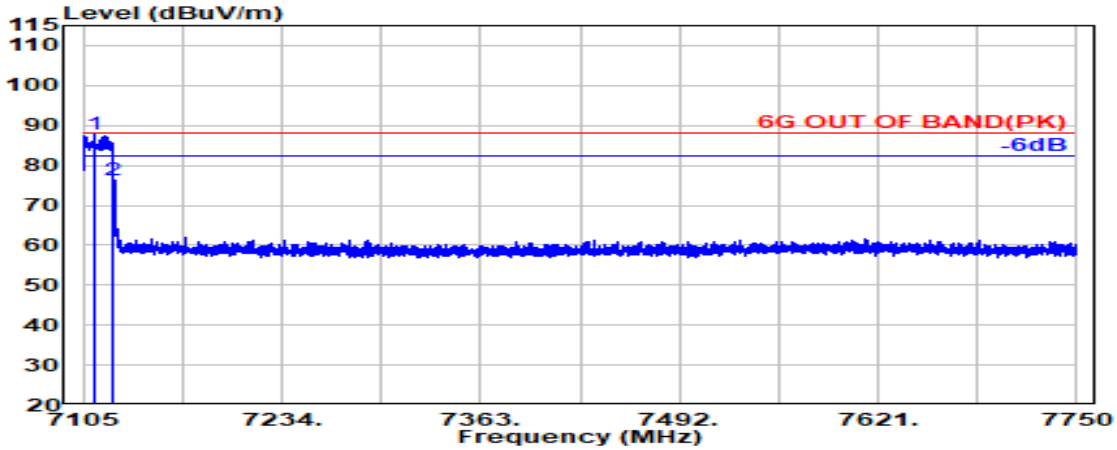

Antenna at Vertical Polarization

Emission Frequency (MHz)	Antenna Factor (dB/m)	Cable Loss (dB)	Preamp Gain (dB)	Read Level (dBμV)	Emission Level (dBμV/m)	Limits (dBμV/m)	Margin (dB)	Detector
@ 7113.100	35.80	9.79	34.55	76.88	87.92	---	---	Peak
7125.000	35.80	9.80	34.55	65.16	76.21	88.20	11.99	Peak

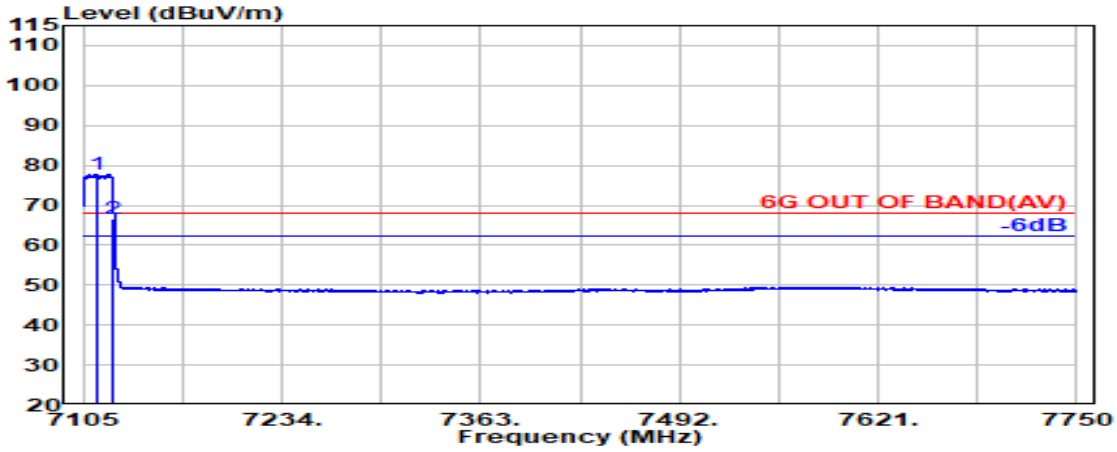

Antenna at Vertical Polarization

Emission Frequency (MHz)	Antenna Factor (dB/m)	Cable Loss (dB)	Preamp Gain (dB)	Read Level (dBμV)	Emission Level (dBμV/m)	Limits (dBμV/m)	Margin (dB)	Detector
@ 7113.600	35.80	9.79	34.55	66.65	77.70	---	---	Average
7125.000	35.80	9.80	34.55	55.57	66.62	68.20	1.58	Average

Remark: The "@" means fundamental frequency, it is ignored in this section.

This test report may be reproduced in full only. The document may only be updated by Audix Technology Corp. personnel. Any changes will be noted in the Document History section of the report.

Audix Technology Corp.
No. 491, Zhongfu Rd., Linkou Dist.,
New Taipei City244, Taiwan
Tel: +886 2 26099301
Fax: +886 2 26099303

● **Test SKU: SKU #2 [with (LUXSHARE-ICT) L1LRF009-CS-H Antenna]**

Tones	26T	RU Index	8
Mode	802.11ax-HE20	U-NII Band	8
		Frequency	TX 7115MHz

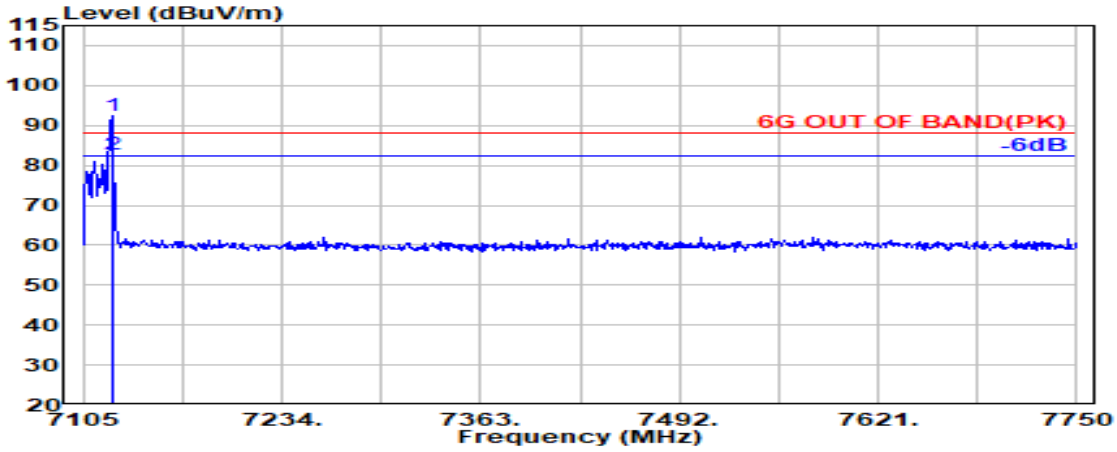

Antenna at Horizontal Polarization

Emission Frequency (MHz)	Antenna Factor (dB/m)	Cable Loss (dB)	Preamp Gain (dB)	Read Level (dBμV)	Emission Level (dBμV/m)	Limits (dBμV/m)	Margin (dB)	Detector
@ 7123.705	35.80	9.80	34.55	81.23	92.27	---	---	Peak
7125.000	35.80	9.80	34.55	71.84	82.89	88.20	5.31	Peak

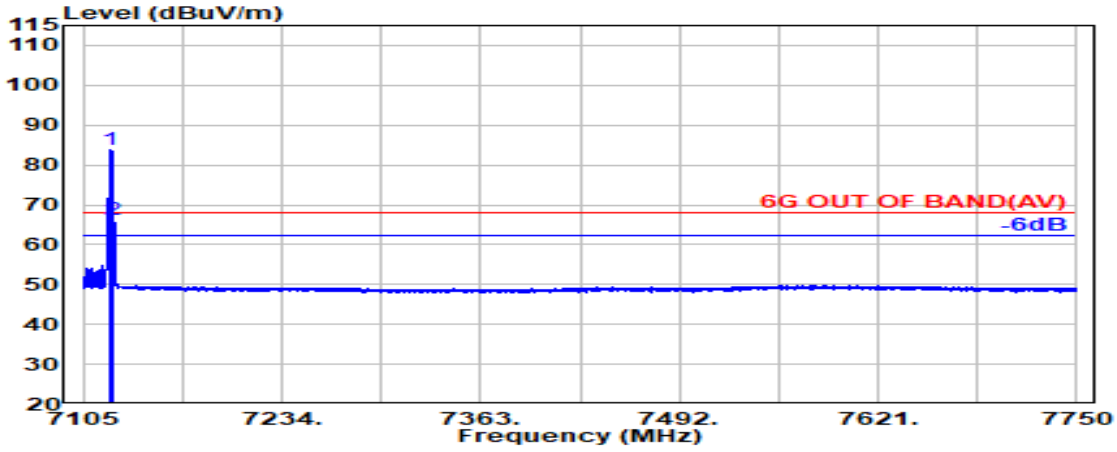

Antenna at Horizontal Polarization

Emission Frequency (MHz)	Antenna Factor (dB/m)	Cable Loss (dB)	Preamp Gain (dB)	Read Level (dBμV)	Emission Level (dBμV/m)	Limits (dBμV/m)	Margin (dB)	Detector
@ 7123.060	35.79	9.80	34.55	72.93	83.98	---	---	Average
7124.995	35.80	9.80	34.55	55.31	66.36	68.20	1.84	Average

Remark: The "@" means fundamental frequency, it is ignored in this section.

This test report may be reproduced in full only. The document may only be updated by Audix Technology Corp. personnel. Any changes will be noted in the Document History section of the report.

Audix Technology Corp.
No. 491, Zhongfu Rd., Linkou Dist.,
New Taipei City244, Taiwan
Tel: +886 2 26099301
Fax: +886 2 26099303

Tones	26T	RU Index	8
Mode	802.11ax-HE20	U-NII Band	8
		Frequency	TX 7115MHz

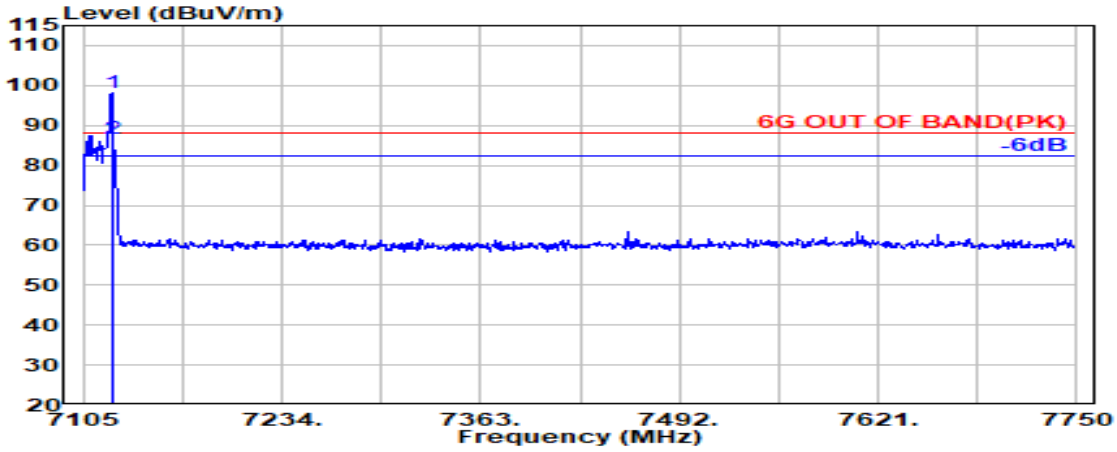

Antenna at Vertical Polarization

Emission Frequency (MHz)	Antenna Factor (dB/m)	Cable Loss (dB)	Preamp Gain (dB)	Read Level (dBμV)	Emission Level (dBμV/m)	Limits (dBμV/m)	Margin (dB)	Detector
@ 7123.705	35.80	9.80	34.55	86.98	98.03	---	---	Peak
7124.995	35.80	9.80	34.55	75.57	86.62	88.20	1.58	Peak

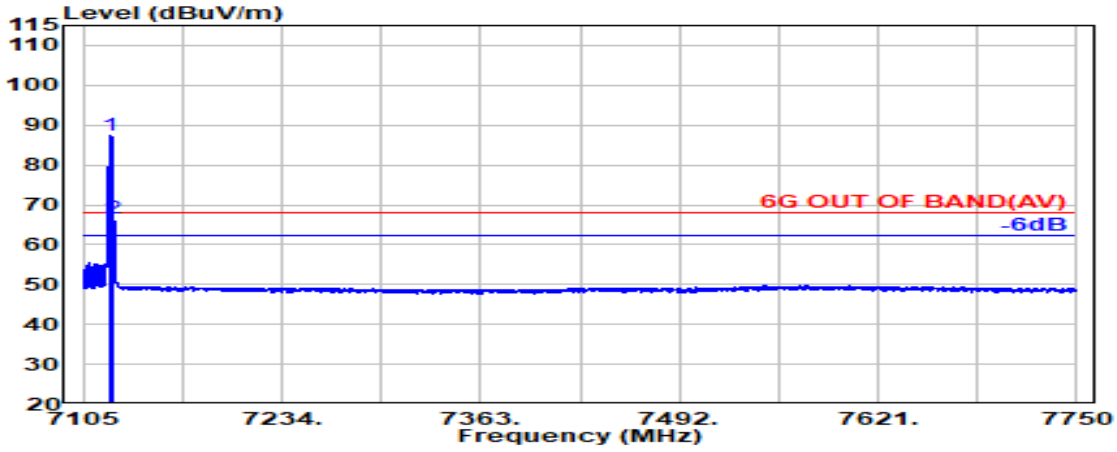

Antenna at Vertical Polarization

Emission Frequency (MHz)	Antenna Factor (dB/m)	Cable Loss (dB)	Preamp Gain (dB)	Read Level (dBμV)	Emission Level (dBμV/m)	Limits (dBμV/m)	Margin (dB)	Detector
@ 7123.060	35.79	9.80	34.55	76.46	87.51	---	---	Average
7124.995	35.80	9.80	34.55	55.67	66.72	68.20	1.48	Average

Remark: The "@" means fundamental frequency, it is ignored in this section.

This test report may be reproduced in full only. The document may only be updated by Audix Technology Corp. personnel. Any changes will be noted in the Document History section of the report.

Audix Technology Corp.
No. 491, Zhongfu Rd., Linkou Dist.,
New Taipei City244, Taiwan
Tel: +886 2 26099301
Fax: +886 2 26099303

● **Test SKU: SKU #3 [with (INPAQ) WA-P-LBLB-04-108 Antenna]**

Tones	26T	RU Index	8
Mode	802.11ax-HE20	U-NII Band	8
		Frequency	TX 7115MHz

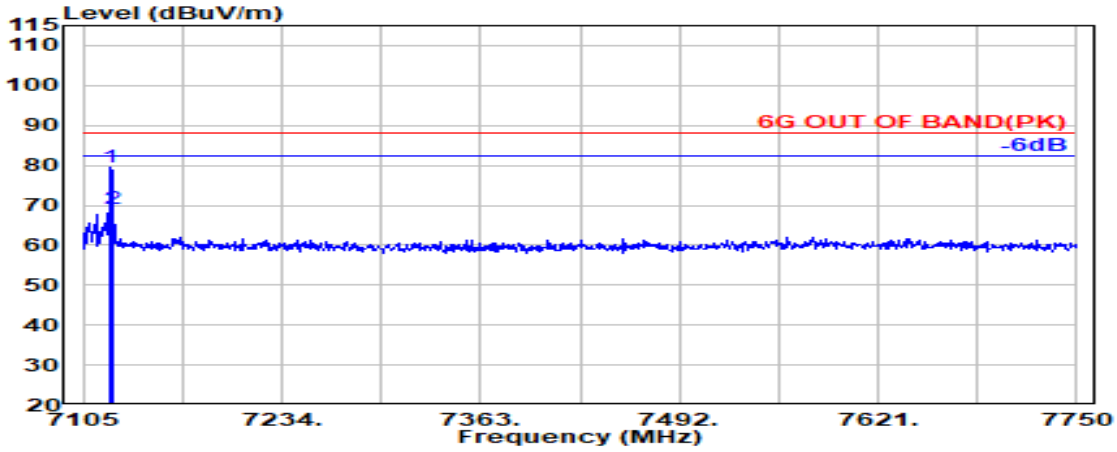

Antenna at Horizontal Polarization

Emission Frequency (MHz)	Antenna Factor (dB/m)	Cable Loss (dB)	Preamp Gain (dB)	Read Level (dBμV)	Emission Level (dBμV/m)	Limits (dBμV/m)	Margin (dB)	Detector
@ 7123.060	35.79	9.80	34.55	68.44	79.48	---	---	Peak
7125.000	35.80	9.80	34.55	57.95	69.00	88.20	19.20	Peak

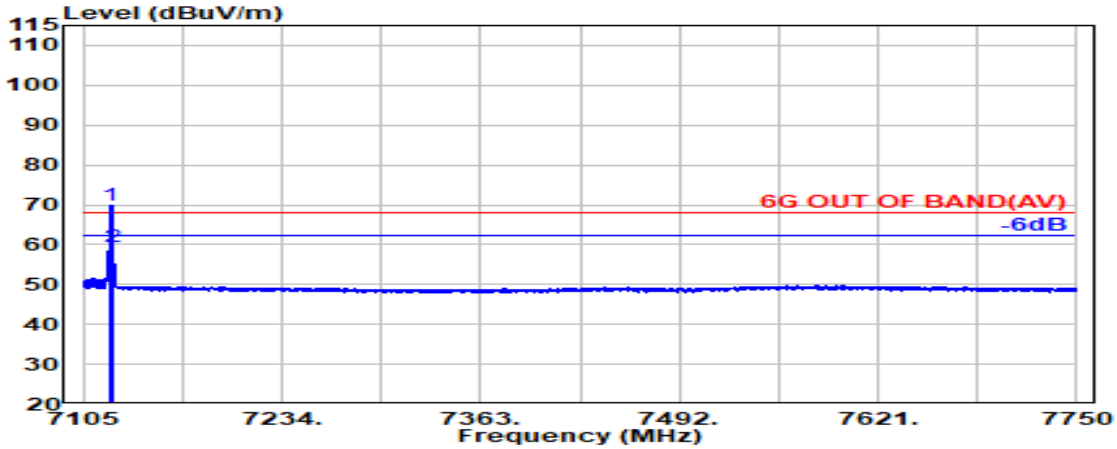

Antenna at Horizontal Polarization

Emission Frequency (MHz)	Antenna Factor (dB/m)	Cable Loss (dB)	Preamp Gain (dB)	Read Level (dBμV)	Emission Level (dBμV/m)	Limits (dBμV/m)	Margin (dB)	Detector
@ 7123.060	35.79	9.80	34.55	58.73	69.78	---	---	Average
7125.000	35.80	9.80	34.55	48.42	59.47	68.20	8.73	Average

Remark: The "@" means fundamental frequency, it is ignored in this section.

This test report may be reproduced in full only. The document may only be updated by Audix Technology Corp. personnel. Any changes will be noted in the Document History section of the report.

Audix Technology Corp.
No. 491, Zhongfu Rd., Linkou Dist.,
New Taipei City244, Taiwan
Tel: +886 2 26099301
Fax: +886 2 26099303

Tones	26T	RU Index	8
Mode	802.11ax-HE20	U-NII Band	8
		Frequency	TX 7115MHz

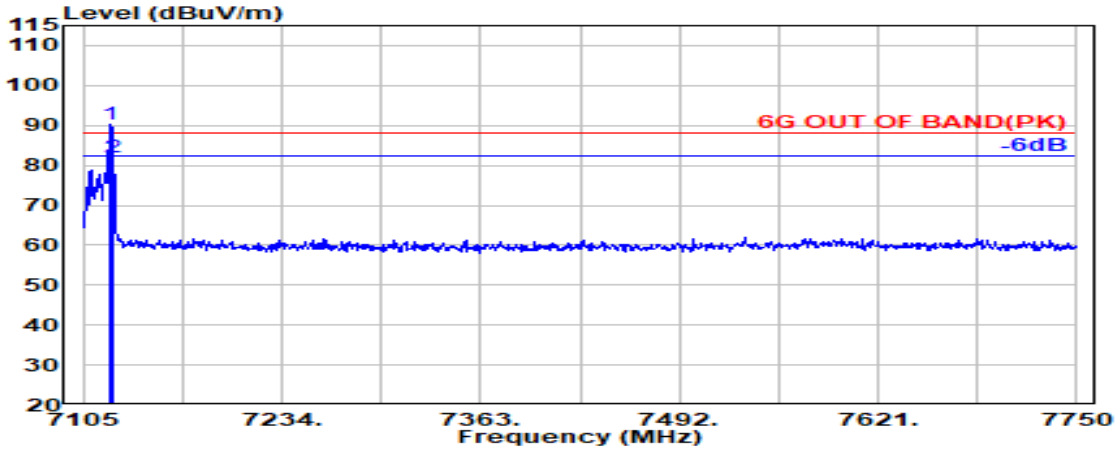

Antenna at Vertical Polarization

Emission Frequency (MHz)	Antenna Factor (dB/m)	Cable Loss (dB)	Preamp Gain (dB)	Read Level (dBμV)	Emission Level (dBμV/m)	Limits (dBμV/m)	Margin (dB)	Detector
@ 7123.060	35.79	9.80	34.55	79.07	90.11	---	---	Peak
7125.000	35.80	9.80	34.55	70.98	82.03	88.20	6.17	Peak

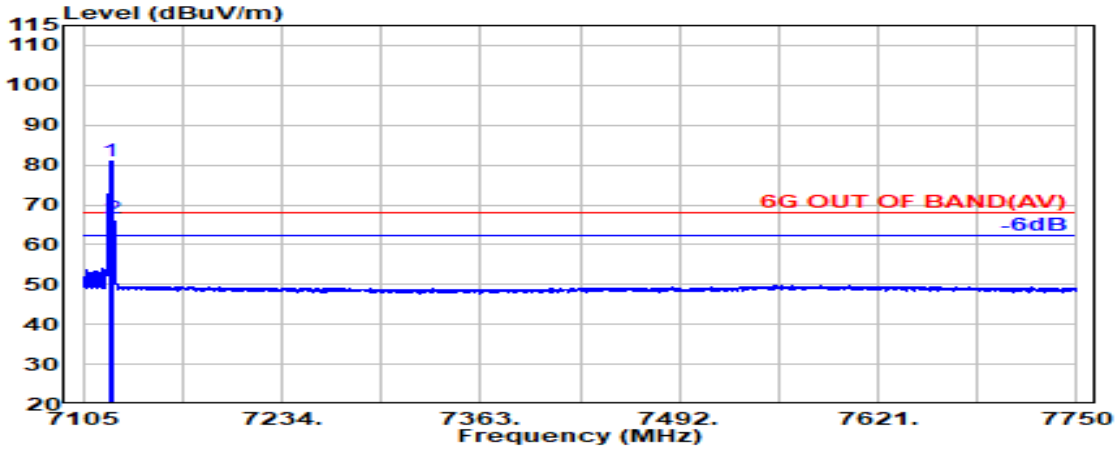

Antenna at Vertical Polarization

Emission Frequency (MHz)	Antenna Factor (dB/m)	Cable Loss (dB)	Preamp Gain (dB)	Read Level (dBμV)	Emission Level (dBμV/m)	Limits (dBμV/m)	Margin (dB)	Detector
@ 7123.060	35.79	9.80	34.55	70.02	81.07	---	---	Average
7125.000	35.80	9.80	34.55	55.56	66.61	68.20	1.59	Average

Remark: The "@" means fundamental frequency, it is ignored in this section.

This test report may be reproduced in full only. The document may only be updated by Audix Technology Corp. personnel. Any changes will be noted in the Document History section of the report.

Audix Technology Corp.
No. 491, Zhongfu Rd., Linkou Dist.,
New Taipei City244, Taiwan
Tel: +886 2 26099301
Fax: +886 2 26099303

A.2.2 Emissions outside the frequency band:

The emissions (up to 25GHz) not reported for there is no emission be found.

- **Test SKU: SKU #1 [with (INPAQ) WA-P-LELE-04-011 Antenna]**

Mode	802.11ax-HE160	U-NII Band	8
		Frequency	TX 6985MHz

Antenna at Horizontal Polarization

Emission Frequency (MHz)	Antenna Factor (dB/m)	Cable Loss (dB)	Preamp Gain (dB)	Read Level (dBμV)	Emission Level (dBμV/m)	Limits (dBμV/m)	Margin (dB)	Detector
13970.000	41.81	15.32	32.94	27.23	51.42	54.00	2.58	Peak

Antenna at Vertical Polarization

Emission Frequency (MHz)	Antenna Factor (dB/m)	Cable Loss (dB)	Preamp Gain (dB)	Read Level (dBμV)	Emission Level (dBμV/m)	Limits (dBμV/m)	Margin (dB)	Detector
13970.000	41.81	15.32	32.94	27.91	52.09	54.00	1.91	Peak

- **Test SKU: SKU #2 [with (LUXSHARE-ICT) L1LRF009-CS-H Antenna]**

Mode	802.11ax-HE40	U-NII Band	8
		Frequency	TX 7085MHz

Antenna at Horizontal Polarization

Emission Frequency (MHz)	Antenna Factor (dB/m)	Cable Loss (dB)	Preamp Gain (dB)	Read Level (dBμV)	Emission Level (dBμV/m)	Limits (dBμV/m)	Margin (dB)	Detector
14170.000	42.48	15.52	33.13	26.67	51.55	54.00	2.45	Peak

Antenna at Vertical Polarization

Emission Frequency (MHz)	Antenna Factor (dB/m)	Cable Loss (dB)	Preamp Gain (dB)	Read Level (dBμV)	Emission Level (dBμV/m)	Limits (dBμV/m)	Margin (dB)	Detector
14170.000	42.48	15.52	33.13	26.58	51.46	54.00	2.54	Peak

- **Test SKU: SKU #3 [with (INPAQ) WA-P-LBLB-04-108 Antenna]**

Mode	802.11ax-HE40	U-NII Band	8
		Frequency	TX 7085MHz

Antenna at Horizontal Polarization

Emission Frequency (MHz)	Antenna Factor (dB/m)	Cable Loss (dB)	Preamp Gain (dB)	Read Level (dBμV)	Emission Level (dBμV/m)	Limits (dBμV/m)	Margin (dB)	Detector
14170.000	42.48	15.52	33.13	25.72	50.60	54.00	3.40	Peak

Antenna at Vertical Polarization

Emission Frequency (MHz)	Antenna Factor (dB/m)	Cable Loss (dB)	Preamp Gain (dB)	Read Level (dBμV)	Emission Level (dBμV/m)	Limits (dBμV/m)	Margin (dB)	Detector
14170.000	42.48	15.52	33.13	26.66	51.53	54.00	2.47	Peak

A.2.3 Emissions in Non-restricted Frequency Bands:

Pursuant to ANSI C63.10:2013 that emission levels below the FCC 15.209(a)/RSS-Gen Section 8.9 table 4 general radiated emissions limits is not required.

This test report may be reproduced in full only. The document may only be updated by Audix Technology Corp. personnel. Any changes will be noted in the Document History section of the report.