Audix Technology Corp.
No. 53-11, Dingfu, Linkou, Dist.,
New Taipei City244,Taiwan

Tel: +886 2 26099301
Fax: +886 2 26099303

APPDNDIX A

TEST DATA AND PLOTS

(Model: 17Z990)

This test report may be reproduced in full only. The document may only be updated by Audix Technology Corp. personnel. Any changes will be noted in the Document History section of the report.

AUDIX Technology Corp.
No. 53-11, Dingfu, Linkou, Dist.,
New Taipei City244, Taiwan
Tel: +886 2 26099301
Fax: +886 2 26099303

TABLE OF CONTENTS

A.1 CONDUCTED EMISSION 2
A.2 RADIATED EMISSION 4
A.2.1 Emissions within Restricted Frequency Bands 4
A.2.2 Emissions outside the frequency band: 13
A.2.3 Emissions in Non-restricted Frequency Bands: 13
A.3 20dB BANDWIDTH 14
A.3.1 6dB Bandwidth Result 14
A.3.2 Measurement Plots 15
A.4 CARRIER FREQUENCY SEPARATION 16
A.5 TIME OF OCCUPANCY 18
A.5.1 Time of Occupancy 18
A.6 NUMBER OF HOPPING CHANNELS 28
A.7 MAXIMUM PEAK OUTPUT POWER 29
A.7.1 Maximum Peak Output Power 29
A.7.2 Measurement Plots 30
A.8 EMISSION LIMITATIONS MEASUREMENT 31
A.8.1 Band Edge 31
A.8.2 Spurious Emission 33

This test report may be reproduced in full only. The document may only be updated by Audix Technology Corp. personnel. Any changes will be noted in the Document History section of the report.

AUDIX Technology Corp.
No. 53-11, Dingfu, Linkou, Dist.,
New Taipei City244, Taiwan

Tel: +886 2 26099301
Fax: +886 2 26099303

A.1 CONDUCTED EMISSION

Test Date	2018/10/30	Temp./Hum.	24℃/49%
Test Voltage	AC 120V 60Hz (Via AC Adapter)		

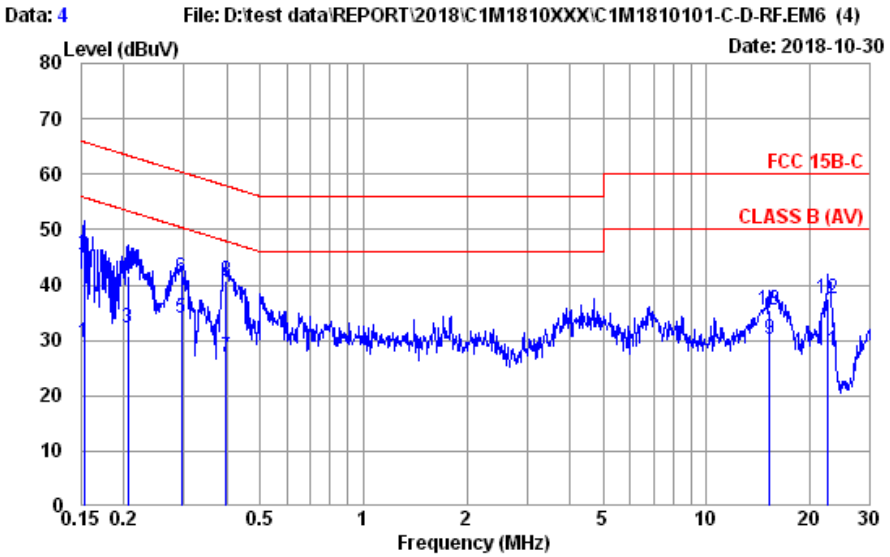


```
Site no.      : No.8 Shielded Room          Data no.   : 4
Condition     : ENV4200 100169             LISN Phase : NEUTRAL
Limit         : FCC 15B-C
Env. / Ins.   : 24*C / 49% ESR3(1774)       Engineer   : Nick Du
EUT           : 17Z990
Power Rating  : 120Vac/60Hz
Test Mode     : Operating
```

	Freq. (MHz)	AMN Factor (dB)	Cable Loss (dB)	Pulse Att. (dB)	Reading (dBµV)	Emission Level (dBµV)	Limits (dBµV)	Margin (dB)	Remark
1	0.153	10.57	0.03	9.98	9.08	29.66	55.82	26.16	Average
2	0.153	10.57	0.03	9.98	24.78	45.36	65.82	20.46	QP
3	0.206	10.52	0.03	9.98	11.67	32.20	53.36	21.16	Average
4	0.206	10.52	0.03	9.98	21.13	41.66	63.36	21.70	QP
5	0.294	10.47	0.04	9.98	13.57	34.06	50.41	16.35	Average
6	0.294	10.47	0.04	9.98	20.82	41.31	60.41	19.10	QP
7	0.398	10.43	0.04	9.98	6.58	27.03	47.90	20.87	Average
8	0.398	10.43	0.04	9.98	20.18	40.63	57.90	17.27	QP
9	15.307	12.65	0.23	10.05	7.16	30.09	50.00	19.91	Average
10	15.307	12.65	0.23	10.05	12.41	35.34	60.00	24.66	QP
11	22.655	14.36	0.29	10.08	3.47	28.20	50.00	21.80	Average
12	22.655	14.36	0.29	10.08	12.91	37.64	60.00	22.36	QP

Remarks: 1. Emission Level= AMN Factor + Cable Loss + Pulse Att. + Reading.

This test report may be reproduced in full only. The document may only be updated by Audix Technology Corp. personnel. Any changes will be noted in the Document History section of the report.

AUDIX Technology Corp.
No. 53-11, Dingfu, Linkou, Dist.,
New Taipei City244, Taiwan

Tel: +886 2 26099301
Fax: +886 2 26099303

Test Date	2018/10/30	Temp./Hum.	24℃/49%
Test Voltage	AC 120V 60Hz (Via AC Adapter)		

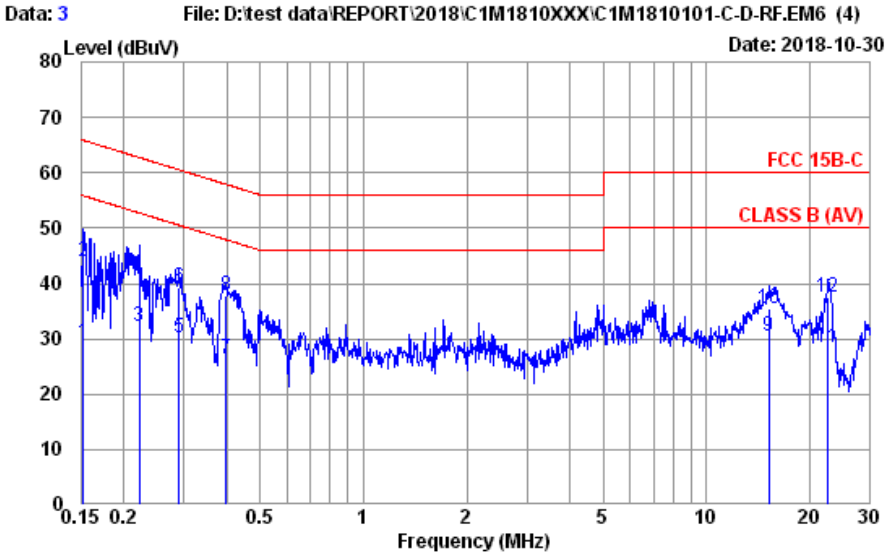

Site no. : No.8 Shielded Room Data no. : 3
Condition : ENV4200 100169 LISN Phase : LINE
Limit : FCC 15B-C
Env. / Ins. : 24°C / 49% ESR3(1774) Engineer : Nick Du
EUT : 17Z990
Power Rating : 120Vac/60Hz
Test Mode : Operating

	Freq. (MHz)	AMN Factor (dB)	Cable Loss (dB)	Pulse Att. (dB)	Reading (dBμV)	Emission Level (dBμV)	Limits (dBμV)	Margin (dB)	Remark
1	0.152	10.63	0.03	9.98	8.65	29.29	55.87	26.58	Average
2	0.152	10.63	0.03	9.98	23.23	43.87	65.87	22.00	QP
3	0.222	10.54	0.03	9.98	11.72	32.27	52.74	20.47	Average
4	0.222	10.54	0.03	9.98	20.04	40.59	62.74	22.15	QP
5	0.289	10.50	0.04	9.98	9.52	30.04	50.54	20.50	Average
6	0.289	10.50	0.04	9.98	18.76	39.28	60.54	21.26	QP
7	0.398	10.45	0.04	9.98	5.76	26.23	47.90	21.67	Average
8	0.398	10.45	0.04	9.98	17.31	37.78	57.90	20.12	QP
9	15.146	12.65	0.23	10.05	7.52	30.45	50.00	19.55	Average
10	15.146	12.65	0.23	10.05	12.60	35.53	60.00	24.47	QP
11	22.655	14.42	0.29	10.08	3.58	28.37	50.00	21.63	Average
12	22.655	14.42	0.29	10.08	12.78	37.57	60.00	22.43	QP

Remarks: 1. Emission Level= AMN Factor + Cable Loss + Pulse Att. + Reading.

This test report may be reproduced in full only. The document may only be updated by Audix Technology Corp. personnel. Any changes will be noted in the Document History section of the report.

AUDIX Technology Corp.
No. 53-11, Dingfu, Linkou, Dist.,
New Taipei City244, Taiwan
Tel: +886 2 26099301
Fax: +886 2 26099303

A.2 RADIATED EMISSION

Test Date	2018/10/30	Temp./Hum.	24℃/51%
Test Voltage	AC 120V, 60Hz (via AC Adapter)		

A.2.1 Emissions within Restricted Frequency Bands

A.2.1.1 Frequency 9kHz~30MHz

The emissions (9kHz~30MHz) not reported for there is no emission be found.

A.2.1.2 Frequency Below 1 GHz

Mode	GFSK	Frequency	TX 2480MHz

Antenna at Horizontal Polarization

Emission Frequency (MHz)	Antenna Factor (dB/m)	Cable Loss (dB)	Meter Reading (dBμV)	Emission Level (dBμV/m)	Limits (dBμV/m)	Margin (dB)	Detector
30.9700	24.27	1.22	3.42	28.91	40.00	11.09	Peak
101.7800	17.60	2.29	9.03	28.92	43.50	14.58	Peak
268.6200	19.29	4.00	4.70	27.99	46.00	18.01	Peak
383.0800	21.66	5.36	3.68	30.70	46.00	15.30	Peak
597.4500	24.61	6.74	1.80	33.15	46.00	12.85	Peak
734.2200	25.25	7.27	2.39	34.91	46.00	11.09	Peak

Antenna at Vertical Polarization

Emission Frequency (MHz)	Antenna Factor (dB/m)	Cable Loss (dB)	Meter Reading (dBμV)	Emission Level (dBμV/m)	Limits (dBμV/m)	Margin (dB)	Detector
30.9700	24.27	1.22	12.94	38.43	40.00	1.57	Peak
94.9900	16.56	2.21	12.80	31.57	43.50	11.93	Peak
163.8600	16.17	2.97	8.69	27.83	43.50	15.67	Peak
326.8200	20.25	4.68	7.53	32.46	46.00	13.54	Peak
417.0300	22.27	5.72	5.30	33.29	46.00	12.71	Peak
765.2600	25.58	7.44	3.11	36.13	46.00	9.87	Peak

This test report may be reproduced in full only. The document may only be updated by Audix Technology Corp. personnel. Any changes will be noted in the Document History section of the report.

AUDIX Technology Corp.
No. 53-11, Dingfu, Linkou, Dist.,
New Taipei City244, Taiwan
Tel: +886 2 26099301
Fax: +886 2 26099303

A.2.1.3 Frequency Above 1 GHz to 10th harmonics

Band Edge:

Mode	GFSK	Frequency	TX 2402MHz

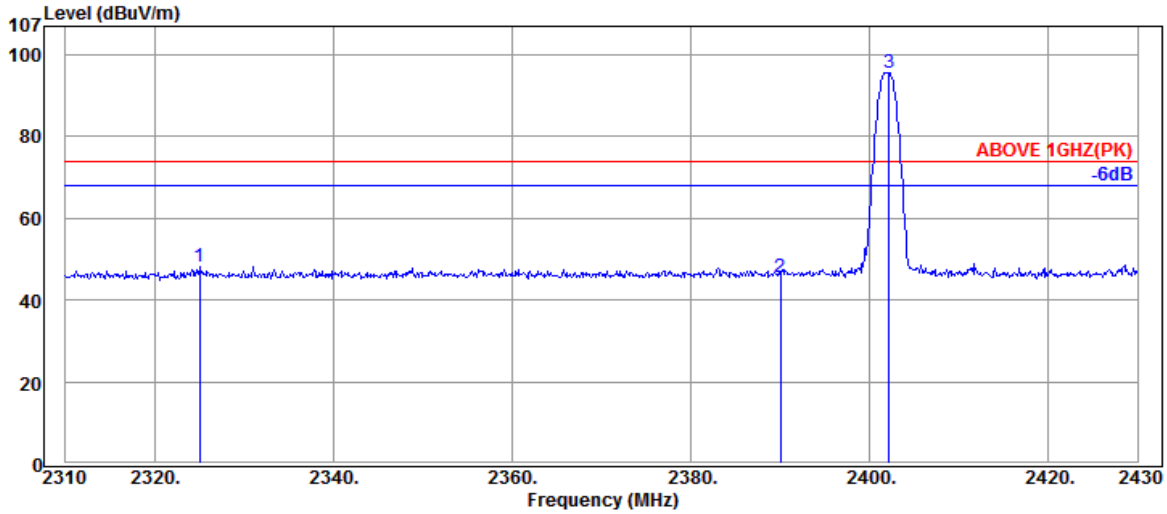

Antenna at Horizontal Polarization

Emission Frequency (MHz)	Antenna Factor (dB/m)	Cable Loss (dB)	Meter Reading (dBμV)	Emission Level (dBμV/m)	Limits (dBμV/m)	Margin (dB)	Detector
2325.0000	32.06	7.79	8.42	48.27	74.00	25.73	Peak
2390.0400	32.16	7.92	5.66	45.74	74.00	28.26	Peak
2402.1600	32.16	7.92	55.63	95.71	---	---	Peak

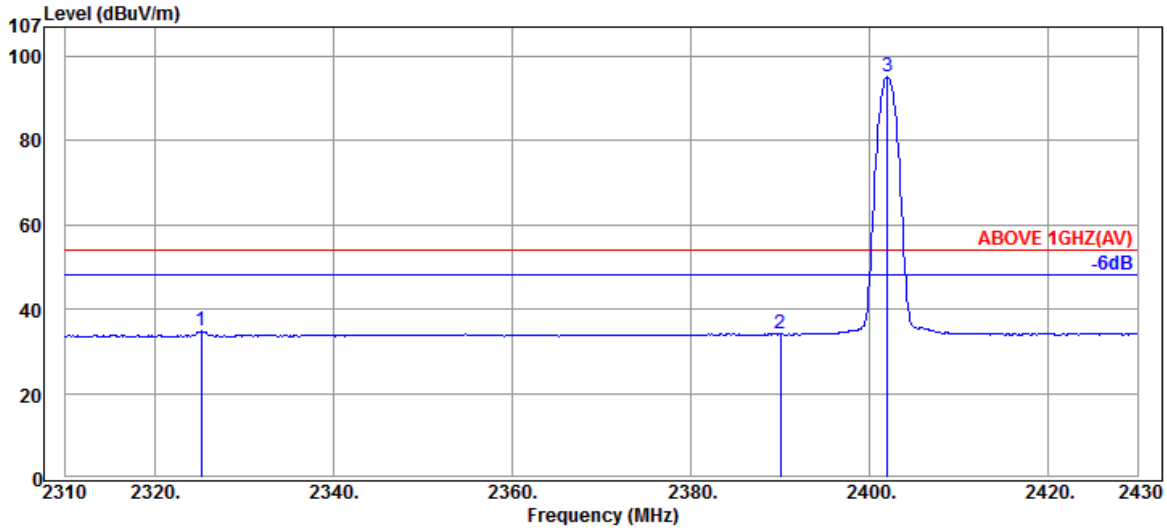

Antenna at Horizontal Polarization

Emission Frequency (MHz)	Antenna Factor (dB/m)	Cable Loss (dB)	Meter Reading (dBμV)	Emission Level (dBμV/m)	Limits (dBμV/m)	Margin (dB)	Detector
2325.2400	32.06	7.79	-5.10	34.75	54.00	19.25	Average
2390.0400	32.16	7.92	-6.06	34.02	54.00	19.98	Average
2402.0400	32.16	7.92	54.97	95.05	---	---	Average

This test report may be reproduced in full only. The document may only be updated by Audix Technology Corp. personnel. Any changes will be noted in the Document History section of the report.

AUDIX Technology Corp.
No. 53-11, Dingfu, Linkou, Dist.,
New Taipei City244, Taiwan
Tel: +886 2 26099301
Fax: +886 2 26099303

Mode	GFSK	Frequency	TX 2402MHz

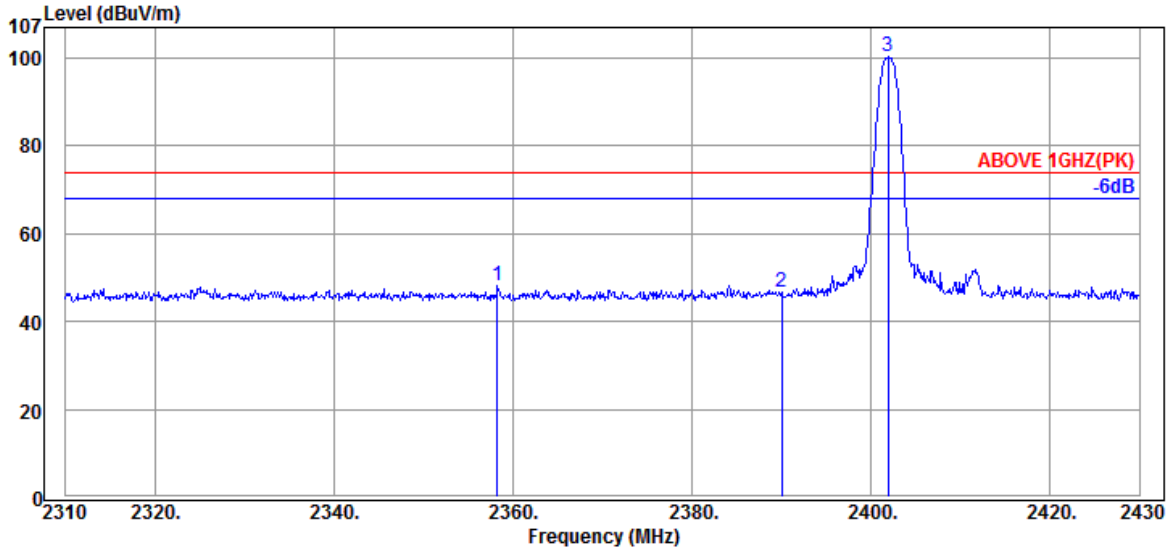

Antenna at Vertical Polarization

Emission Frequency (MHz)	Antenna Factor (dB/m)	Cable Loss (dB)	Meter Reading (dBμV)	Emission Level (dBμV/m)	Limits (dBμV/m)	Margin (dB)	Detector
2358.2400	32.11	7.86	8.27	48.24	74.00	25.76	Peak
2390.0400	32.16	7.92	6.57	46.65	74.00	27.35	Peak
2401.9200	32.16	7.92	60.12	100.20	---	---	Peak

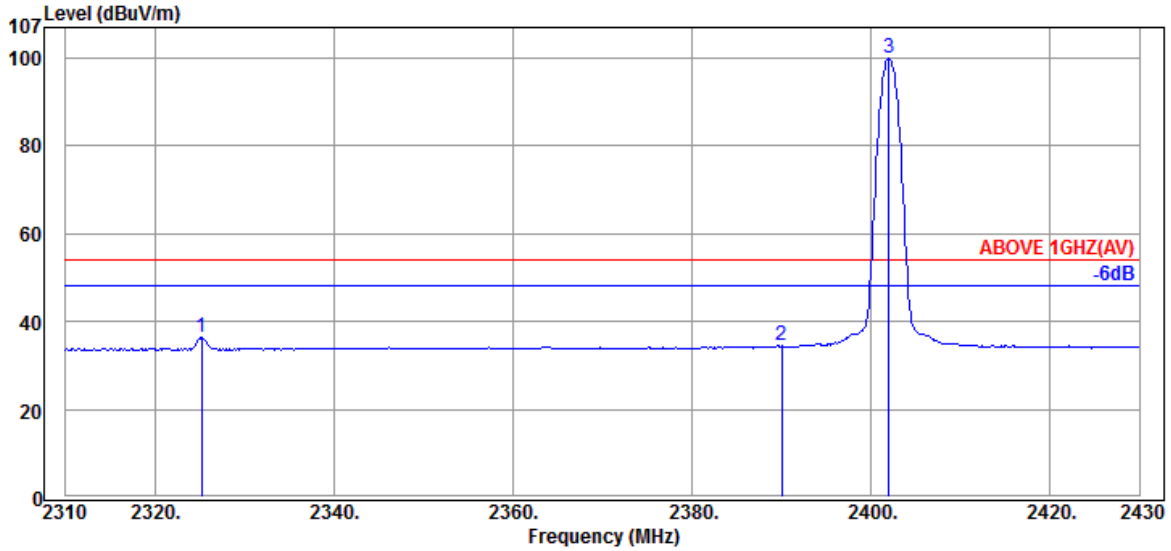

Antenna at Vertical Polarization

Emission Frequency (MHz)	Antenna Factor (dB/m)	Cable Loss (dB)	Meter Reading (dBμV)	Emission Level (dBμV/m)	Limits (dBμV/m)	Margin (dB)	Detector
2325.2400	32.06	7.79	-3.57	36.28	54.00	17.72	Average
2390.0400	32.16	7.92	-5.69	34.39	54.00	19.61	Average
2402.0400	32.16	7.92	59.77	99.85	---	---	Average

This test report may be reproduced in full only. The document may only be updated by Audix Technology Corp. personnel. Any changes will be noted in the Document History section of the report.

AUDIX Technology Corp.
No. 53-11, Dingfu, Linkou, Dist.,
New Taipei City244, Taiwan

Tel: +886 2 26099301
Fax: +886 2 26099303

Mode	GFSK	Frequency	TX 2480MHz

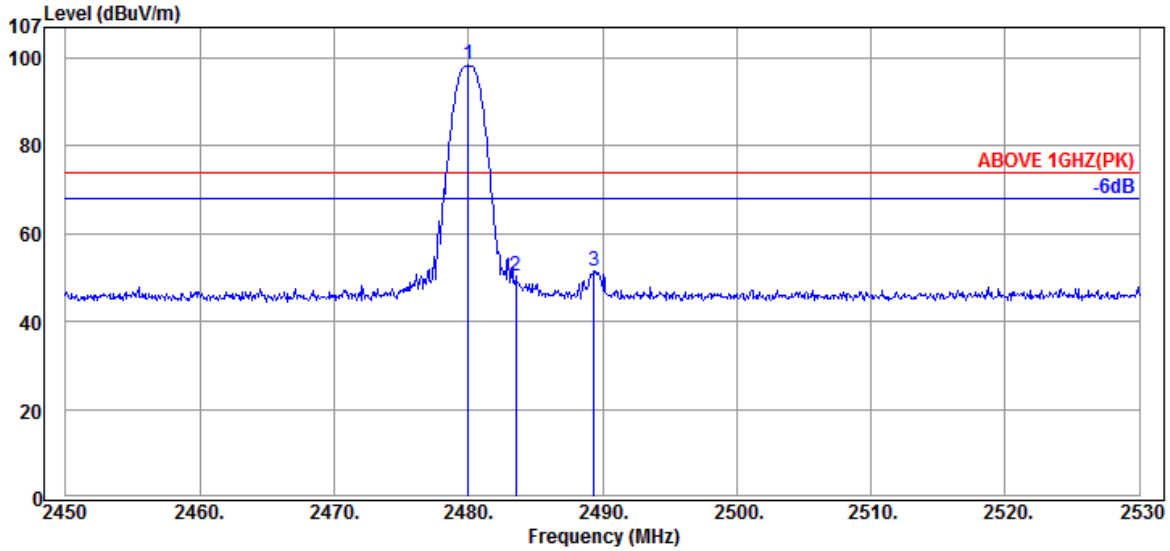

Antenna at Horizontal Polarization

Emission Frequency (MHz)	Antenna Factor (dB/m)	Cable Loss (dB)	Meter Reading (dBμV)	Emission Level (dBμV/m)	Limits (dBμV/m)	Margin (dB)	Detector
2480.0000	32.28	7.90	58.20	98.38	---	---	Peak
2483.5200	32.28	7.90	10.23	50.41	74.00	23.59	Peak
2489.3600	32.30	7.90	11.25	51.45	74.00	22.55	Peak

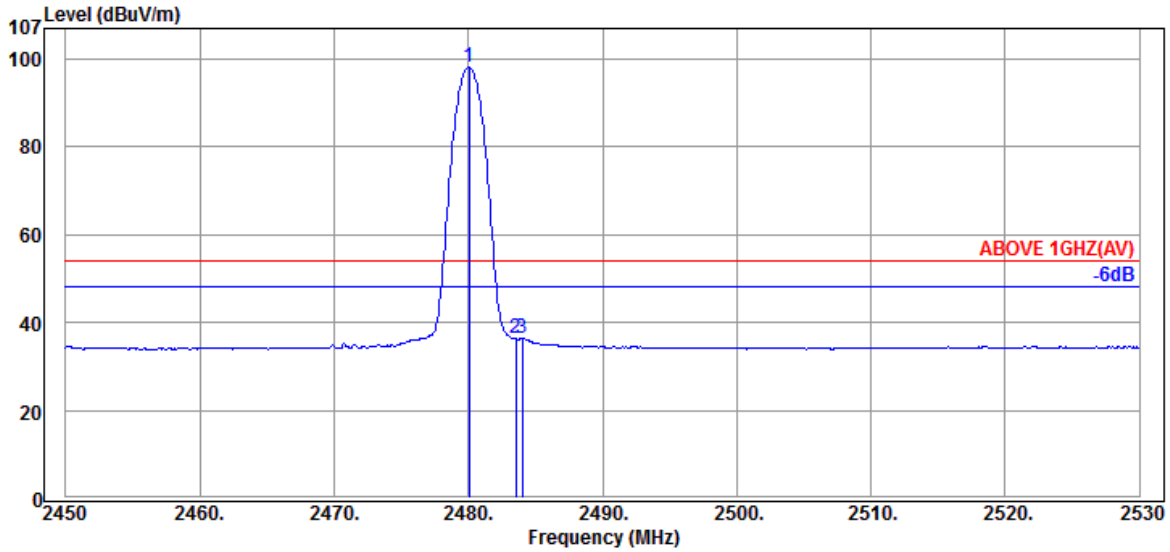

Antenna at Horizontal Polarization

Emission Frequency (MHz)	Antenna Factor (dB/m)	Cable Loss (dB)	Meter Reading (dBμV)	Emission Level (dBμV/m)	Limits (dBμV/m)	Margin (dB)	Detector
2480.0800	32.28	7.90	57.91	98.09	---	---	Average
2483.5200	32.28	7.90	-3.82	36.36	54.00	17.64	Average
2484.0000	32.28	7.90	-3.80	36.38	54.00	17.62	Average

This test report may be reproduced in full only. The document may only be updated by Audix Technology Corp. personnel. Any changes will be noted in the Document History section of the report.

AUDIX Technology Corp.
No. 53-11, Dingfu, Linkou, Dist.,
New Taipei City244, Taiwan

Tel: +886 2 26099301
Fax: +886 2 26099303

Mode	GFSK	Frequency	TX 2480MHz

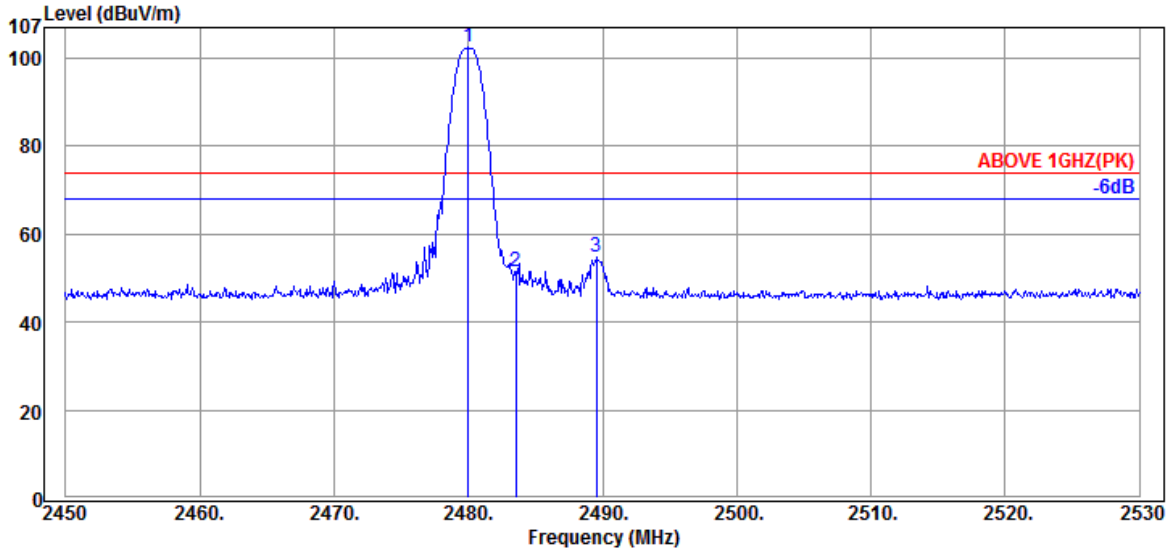

Antenna at Vertical Polarization

Emission Frequency (MHz)	Antenna Factor (dB/m)	Cable Loss (dB)	Meter Reading (dBμV)	Emission Level (dBμV/m)	Limits (dBμV/m)	Margin (dB)	Detector
2480.0000	32.28	7.90	62.26	102.44	---	---	Peak
2483.5200	32.28	7.90	11.27	51.45	74.00	22.55	Peak
2489.5200	32.30	7.90	14.54	54.74	74.00	19.26	Peak

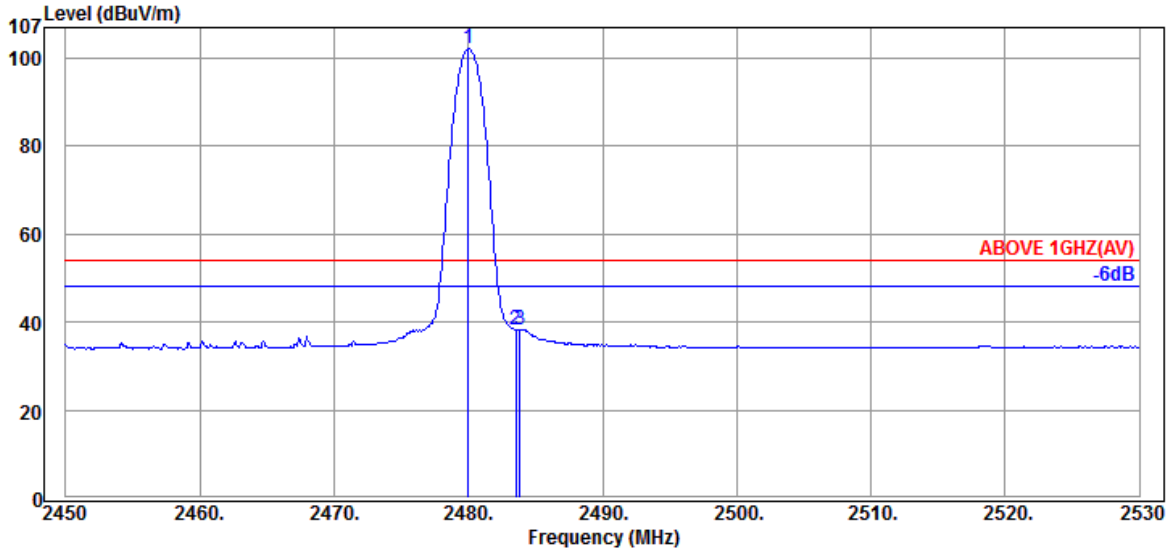

Antenna at Vertical Polarization

Emission Frequency (MHz)	Antenna Factor (dB/m)	Cable Loss (dB)	Meter Reading (dBμV)	Emission Level (dBμV/m)	Limits (dBμV/m)	Margin (dB)	Detector
2480.0000	32.28	7.90	61.91	102.09	---	---	Average
2483.5200	32.28	7.90	-1.94	38.24	54.00	15.76	Average
2483.8400	32.28	7.90	-1.86	38.32	54.00	15.68	Average

This test report may be reproduced in full only. The document may only be updated by Audix Technology Corp. personnel. Any changes will be noted in the Document History section of the report.

AUDIX Technology Corp.
No. 53-11, Dingfu, Linkou, Dist.,
New Taipei City244, Taiwan
Tel: +886 2 26099301
Fax: +886 2 26099303

Mode	8-DPSK	Frequency	TX 2402MHz

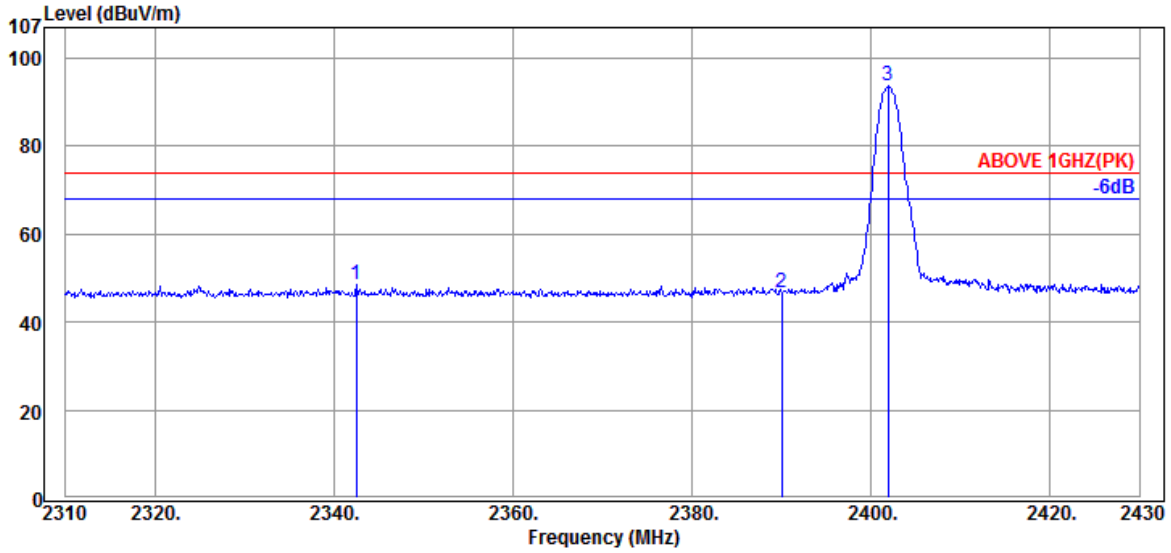

Antenna at Horizontal Polarization

Emission Frequency (MHz)	Antenna Factor (dB/m)	Cable Loss (dB)	Meter Reading (dBμV)	Emission Level (dBμV/m)	Limits (dBμV/m)	Margin (dB)	Detector
2342.5200	32.08	7.82	8.47	48.37	74.00	25.63	Peak
2390.0400	32.16	7.92	6.50	46.58	74.00	27.42	Peak
2401.9200	32.16	7.92	53.56	93.64	---	---	Peak

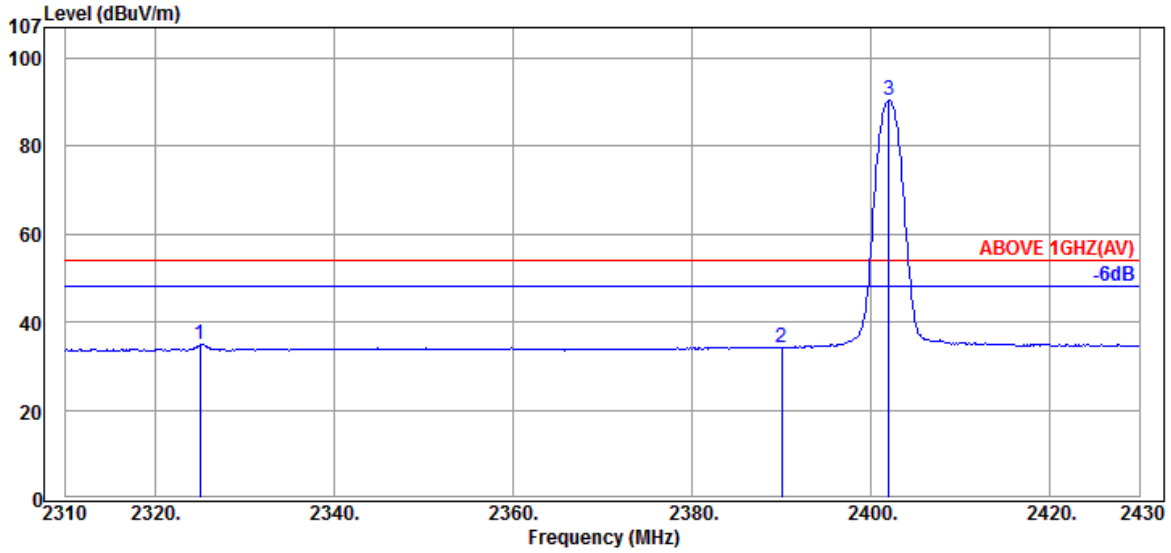

Antenna at Horizontal Polarization

Emission Frequency (MHz)	Antenna Factor (dB/m)	Cable Loss (dB)	Meter Reading (dBμV)	Emission Level (dBμV/m)	Limits (dBμV/m)	Margin (dB)	Detector
2325.0000	32.06	7.79	-4.90	34.95	54.00	19.05	Average
2390.0400	32.16	7.92	-5.84	34.24	54.00	19.76	Average
2402.0400	32.16	7.92	50.29	90.37	---	---	Average

This test report may be reproduced in full only. The document may only be updated by Audix Technology Corp. personnel. Any changes will be noted in the Document History section of the report.

AUDIX Technology Corp.
No. 53-11, Dingfu, Linkou, Dist.,
New Taipei City244, Taiwan

Tel: +886 2 26099301
Fax: +886 2 26099303

Mode	8-DPSK	Frequency	TX 2402MHz

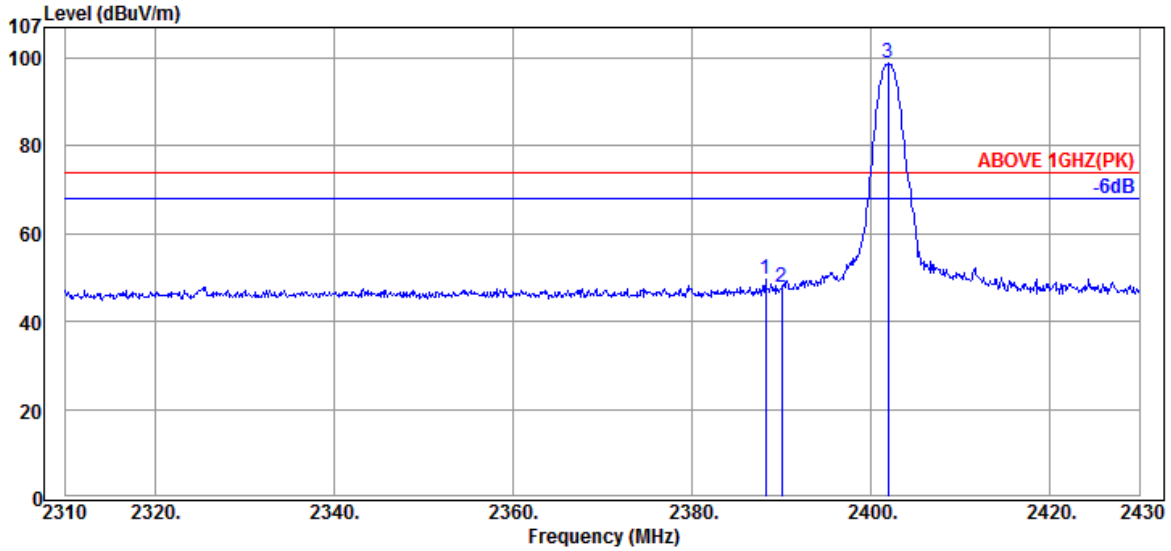

Antenna at Vertical Polarization

Emission Frequency (MHz)	Antenna Factor (dB/m)	Cable Loss (dB)	Meter Reading (dBμV)	Emission Level (dBμV/m)	Limits (dBμV/m)	Margin (dB)	Detector
2388.2400	32.16	7.92	9.62	49.70	74.00	24.30	Peak
2390.0400	32.16	7.92	7.56	47.64	74.00	26.36	Peak
2401.9200	32.16	7.92	58.69	98.77	---	---	Peak

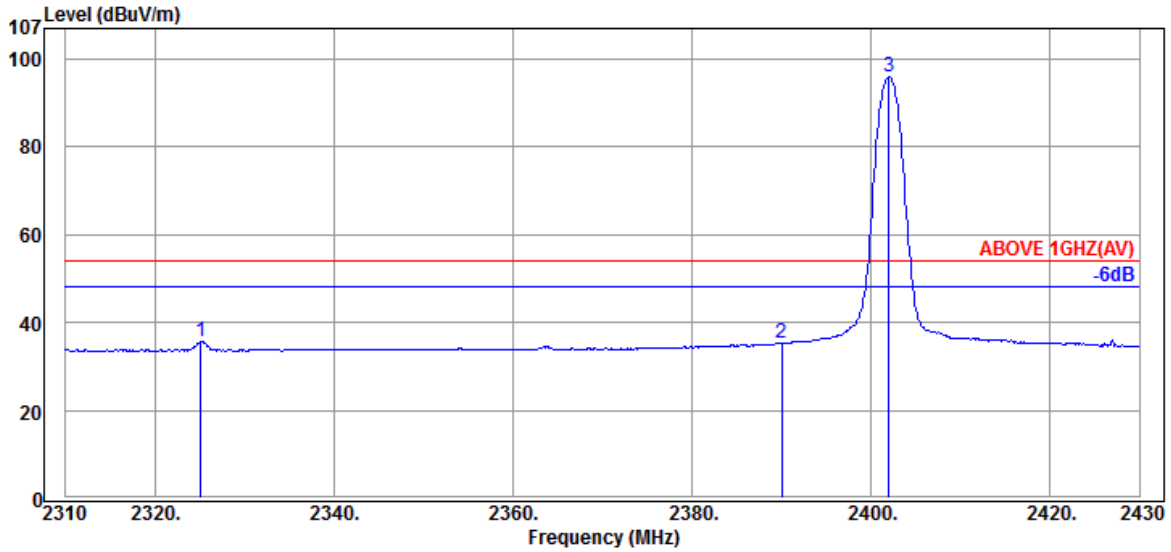

Antenna at Vertical Polarization

Emission Frequency (MHz)	Antenna Factor (dB/m)	Cable Loss (dB)	Meter Reading (dBμV)	Emission Level (dBμV/m)	Limits (dBμV/m)	Margin (dB)	Detector
2325.1200	32.06	7.79	-4.14	35.71	54.00	18.29	Average
2390.0400	32.16	7.92	-4.81	35.27	54.00	18.73	Average
2402.0400	32.16	7.92	55.90	95.98	---	---	Average

This test report may be reproduced in full only. The document may only be updated by Audix Technology Corp. personnel. Any changes will be noted in the Document History section of the report.

AUDIX Technology Corp.
No. 53-11, Dingfu, Linkou, Dist.,
New Taipei City244, Taiwan
Tel: +886 2 26099301
Fax: +886 2 26099303

Mode	8-DPSK	Frequency	TX 2480MHz

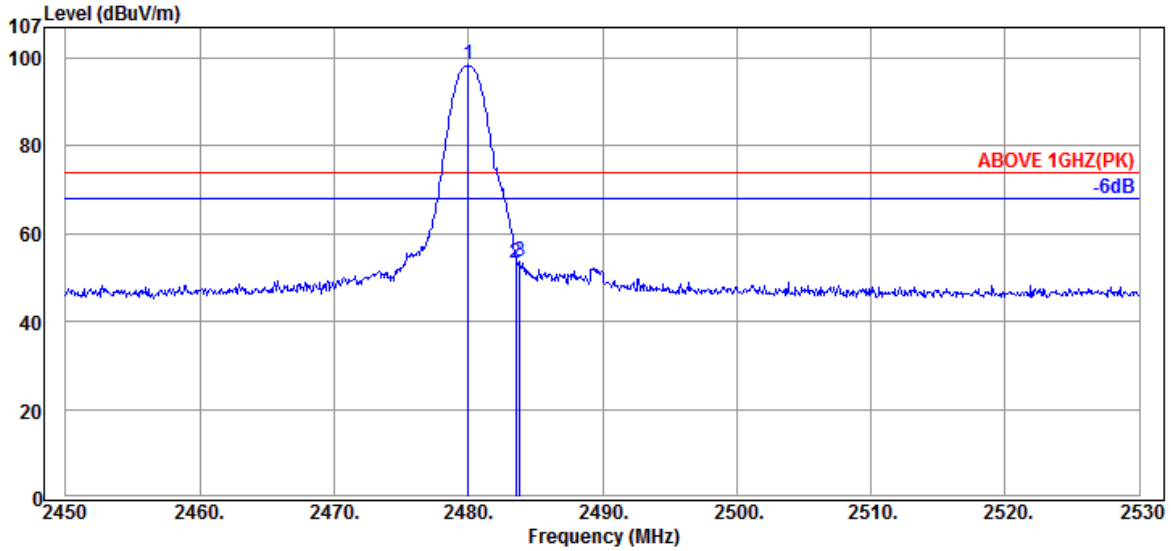

Antenna at Horizontal Polarization

Emission Frequency (MHz)	Antenna Factor (dB/m)	Cable Loss (dB)	Meter Reading (dBμV)	Emission Level (dBμV/m)	Limits (dBμV/m)	Margin (dB)	Detector
2480.0000	32.28	7.90	58.18	98.36	---	---	Peak
2483.5200	32.28	7.90	13.27	53.45	74.00	20.55	Peak
2483.8400	32.28	7.90	13.41	53.59	74.00	20.41	Peak

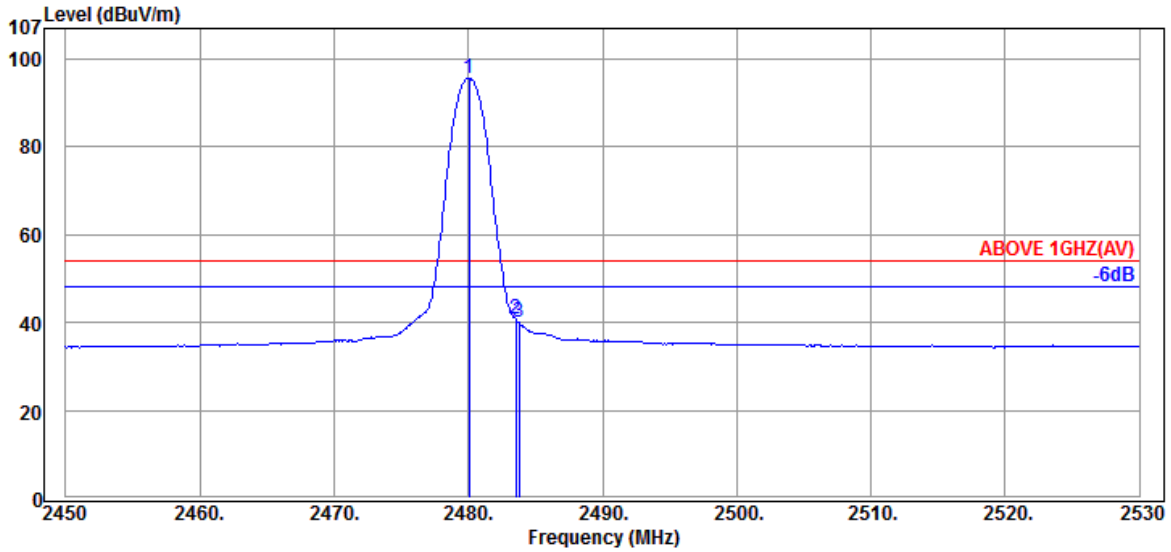

Antenna at Horizontal Polarization

Emission Frequency (MHz)	Antenna Factor (dB/m)	Cable Loss (dB)	Meter Reading (dBμV)	Emission Level (dBμV/m)	Limits (dBμV/m)	Margin (dB)	Detector
2480.0800	32.28	7.90	55.50	95.68	---	---	Average
2483.5200	32.28	7.90	0.73	40.91	54.00	13.09	Average
2483.7600	32.28	7.90	-0.15	40.03	54.00	13.97	Average

This test report may be reproduced in full only. The document may only be updated by Audix Technology Corp. personnel. Any changes will be noted in the Document History section of the report.

AUDIX Technology Corp.
No. 53-11, Dingfu, Linkou, Dist.,
New Taipei City244, Taiwan

Tel: +886 2 26099301
Fax: +886 2 26099303

Mode	8-DPSK	Frequency	TX 2480MHz

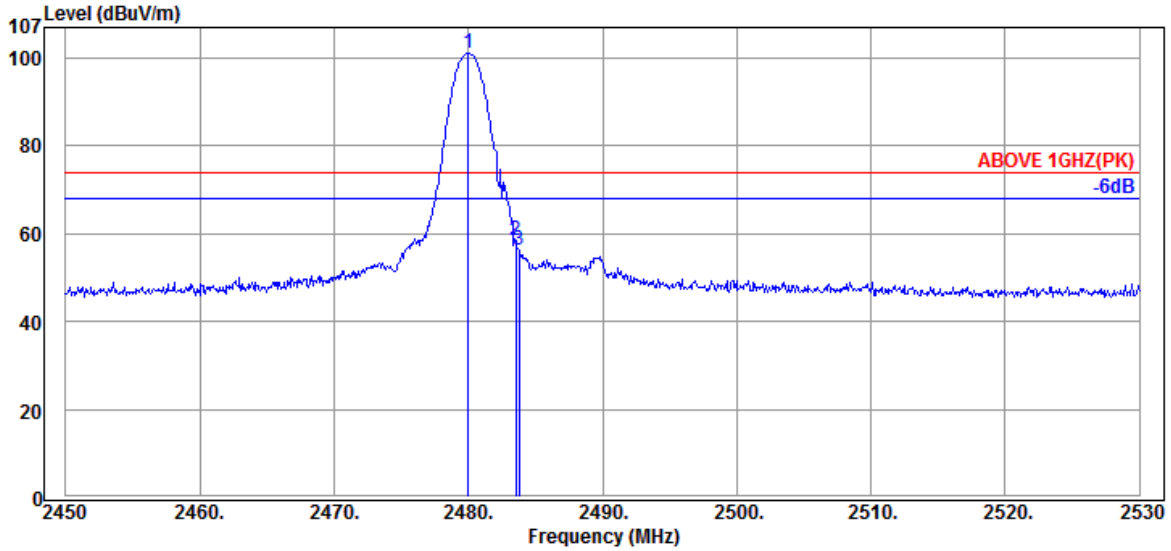

Antenna at Vertical Polarization

Emission Frequency (MHz)	Antenna Factor (dB/m)	Cable Loss (dB)	Meter Reading (dBμV)	Emission Level (dBμV/m)	Limits (dBμV/m)	Margin (dB)	Detector
2480.0000	32.28	7.90	60.92	101.10	---	---	Peak
2483.5200	32.28	7.90	18.19	58.37	74.00	15.63	Peak
2483.7600	32.28	7.90	15.95	56.13	74.00	17.87	Peak

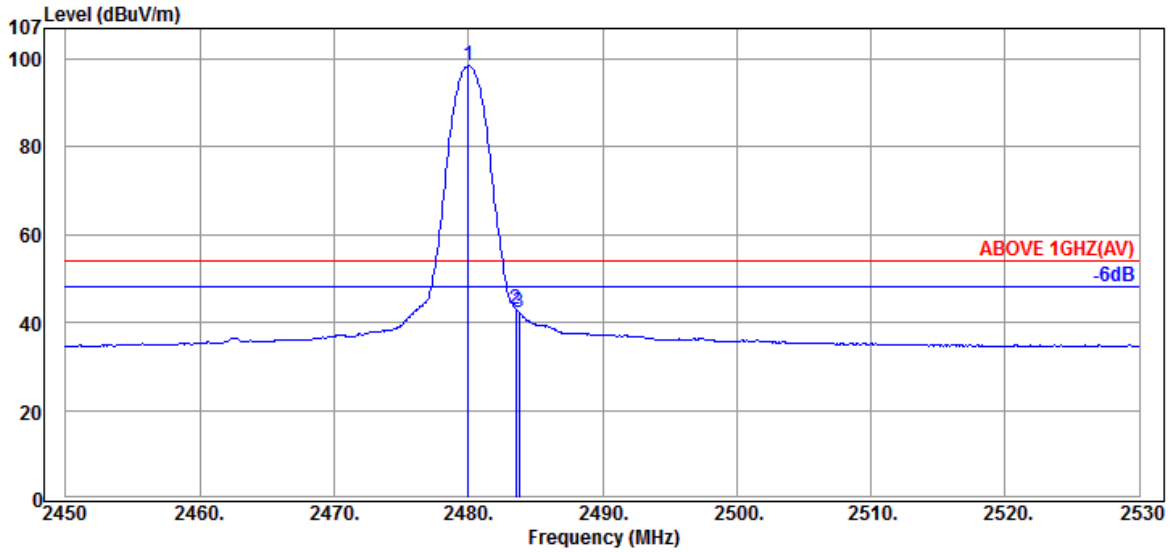

Antenna at Vertical Polarization

Emission Frequency (MHz)	Antenna Factor (dB/m)	Cable Loss (dB)	Meter Reading (dBμV)	Emission Level (dBμV/m)	Limits (dBμV/m)	Margin (dB)	Detector
2480.0000	32.28	7.90	58.26	98.44	---	---	Average
2483.5200	32.28	7.90	2.91	43.09	54.00	10.91	Average
2483.7600	32.28	7.90	2.13	42.31	54.00	11.69	Average

This test report may be reproduced in full only. The document may only be updated by Audix Technology Corp. personnel. Any changes will be noted in the Document History section of the report.

AUDIX Technology Corp.
No. 53-11, Dingfu, Linkou, Dist.,
New Taipei City244, Taiwan
Tel: +886 2 26099301
Fax: +886 2 26099303

A.2.2 Emissions outside the frequency band:

The emissions (up to 25GHz) not reported for there is no emission be found.

Mode	GFSK			Frequency		TX 2402MHz	
Antenna at Horizontal Polarization							
Emission Frequency (MHz)	Antenna Factor (dB/m)	Cable Loss (dB)	Meter Reading (dBμV)	Emission Level (dBμV/m)	Limits (dBμV/m)	Margin (dB)	Detector
4804.0000	34.22	11.42	-1.01	44.63	54.00	9.37	Peak
Antenna at Vertical Polarization							
Emission Frequency (MHz)	Antenna Factor (dB/m)	Cable Loss (dB)	Meter Reading (dBμV)	Emission Level (dBμV/m)	Limits (dBμV/m)	Margin (dB)	Detector
4804.0000	34.22	11.42	-1.34	44.30	54.00	9.70	Peak

Mode	GFSK			Frequency		TX 2441MHz	
Antenna at Horizontal Polarization							
Emission Frequency (MHz)	Antenna Factor (dB/m)	Cable Loss (dB)	Meter Reading (dBμV)	Emission Level (dBμV/m)	Limits (dBμV/m)	Margin (dB)	Detector
4882.0000	34.25	13.00	0.01	47.26	54.00	6.74	Peak
Antenna at Vertical Polarization							
Emission Frequency (MHz)	Antenna Factor (dB/m)	Cable Loss (dB)	Meter Reading (dBμV)	Emission Level (dBμV/m)	Limits (dBμV/m)	Margin (dB)	Detector
4882.0000	34.25	13.00	-1.33	45.92	54.00	8.08	Peak

Mode	GFSK			Frequency		TX 2480MHz	
Antenna at Horizontal Polarization							
Emission Frequency (MHz)	Antenna Factor (dB/m)	Cable Loss (dB)	Meter Reading (dBμV)	Emission Level (dBμV/m)	Limits (dBμV/m)	Margin (dB)	Detector
4960.0000	34.29	13.21	-2.50	45.00	54.00	9.00	Peak
Antenna at Vertical Polarization							
Emission Frequency (MHz)	Antenna Factor (dB/m)	Cable Loss (dB)	Meter Reading (dBμV)	Emission Level (dBμV/m)	Limits (dBμV/m)	Margin (dB)	Detector
4960.0000	34.29	13.21	-1.99	45.51	54.00	8.49	Peak

A.2.3 Emissions in Non-restricted Frequency Bands:

All emission levels below the FCC 15.209(a)/RSS-Gen Section 8.9 table 4 general radiated emissions limits is not required.

This test report may be reproduced in full only. The document may only be updated by Audix Technology Corp. personnel. Any changes will be noted in the Document History section of the report.

AUDIX Technology Corp.
No. 53-11, Dingfu, Linkou, Dist.,
New Taipei City244, Taiwan
Tel: +886 2 26099301
Fax: +886 2 26099303

A.3 20dB BANDWIDTH

Test Date	2018/10/22 ~ 23	Temp./Hum.	23~24℃/52~55%
Cable Loss	2.16dB	Test Voltage	AC 120V, 60Hz (via AC Adapter)

A.3.1 6dB Bandwidth Result

Mode	Centre Frequency (MHz)	20dB Bandwidth (MHz)	99% Occupied Bandwidth (MHz) (Reference only)	2/3 (20dB Bandwidth)
GFSK	2402	0.9185	0.87174	0.612
	2441	0.8828	0.86941	0.589
	2480	0.8827	0.86877	0.588
8-DPSK	2402	1.388	1.3537	0.925
	2441	1.388	1.3547	0.925
	2480	1.386	1.3539	0.924

Remark: The maximum two-thirds of the 20dB bandwidth is the limit for carrier frequency separation presented.

This test report may be reproduced in full only. The document may only be updated by Audix Technology Corp. personnel. Any changes will be noted in the Document History section of the report.

AUDIX Technology Corp.
No. 53-11, Dingfu, Linkou, Dist.,
New Taipei City244, Taiwan

Tel: +886 2 26099301
Fax: +886 2 26099303

A.3.2 Measurement Plots

Mode: GFSK	Mode: 8-DPSK
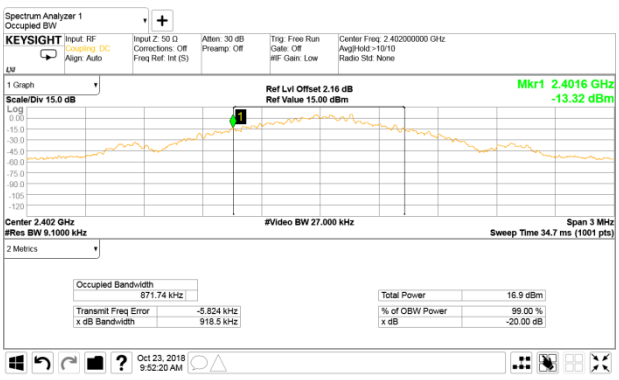	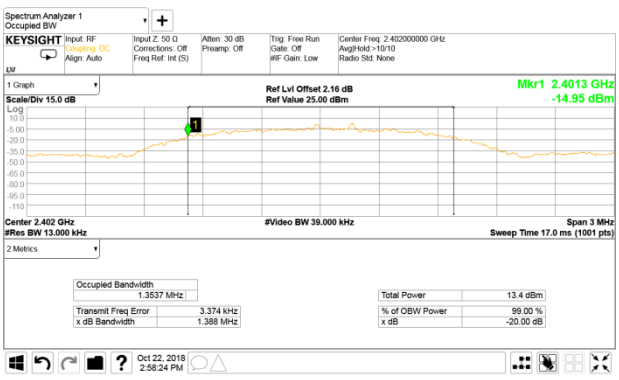
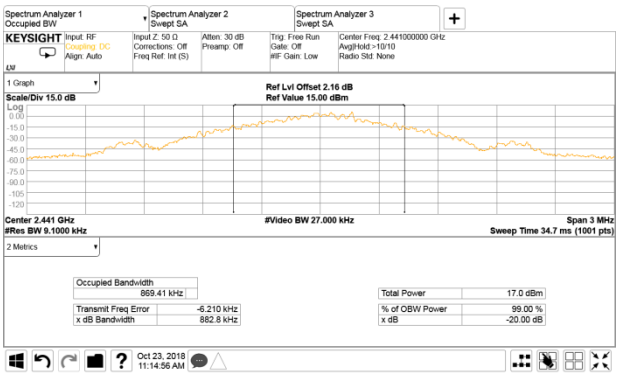	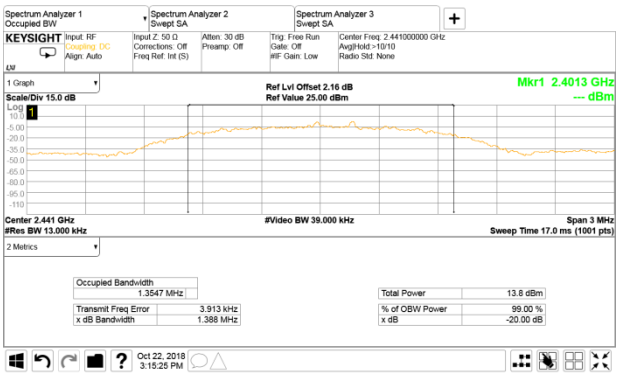
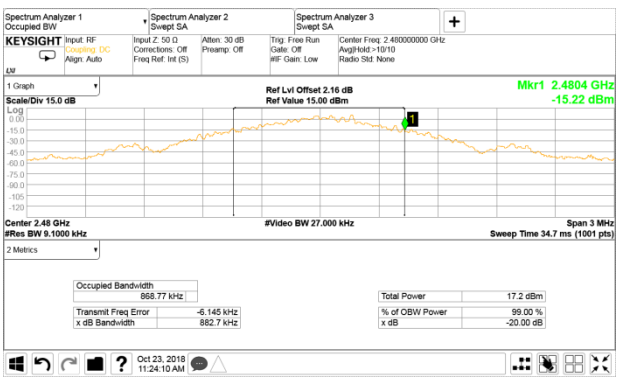	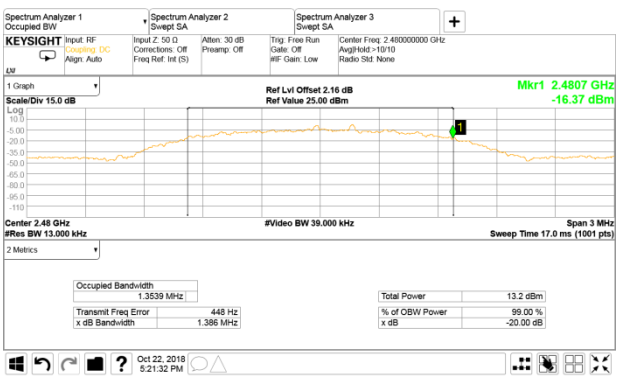

This test report may be reproduced in full only. The document may only be updated by Audix Technology Corp. personnel. Any changes will be noted in the Document History section of the report.

AUDIX Technology Corp.
No. 53-11, Dingfu, Linkou, Dist.,
New Taipei City244, Taiwan

Tel: +886 2 26099301
Fax: +886 2 26099303

A.4 CARRIER FREQUENCY SEPARATION

Test Date	2018/10/22 ~ 23	Temp./Hum.	23~24℃/52~55%
Cable Loss	2.16dB	Test Voltage	AC 120V, 60Hz (via AC Adapter)

Mode: GFSK	
2402MHz	2441MHz adjacent channel of left carrier frequency
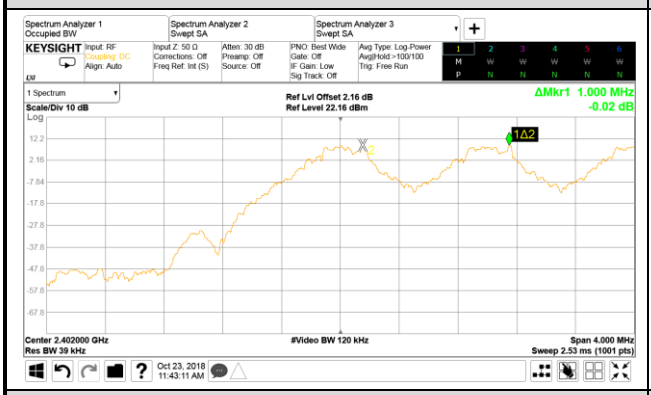	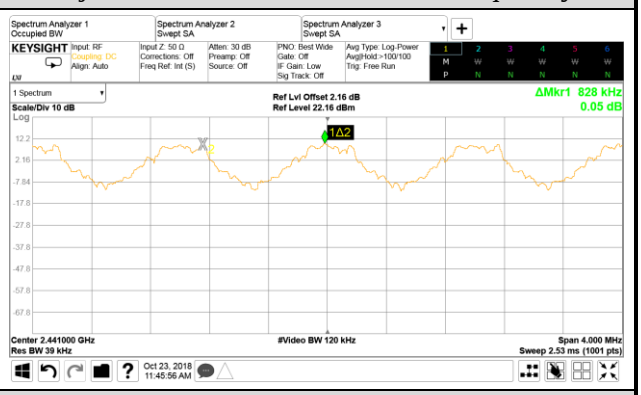
2441MHz adjacent channel of right carrier frequency	2480MHz
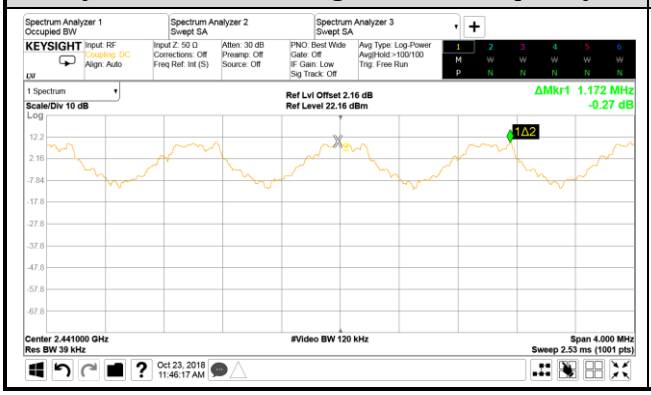	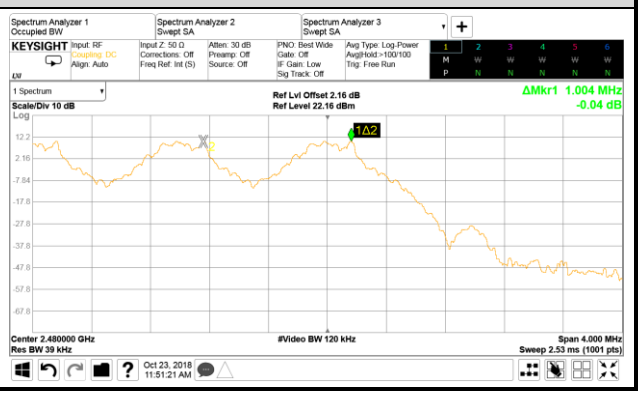

This test report may be reproduced in full only. The document may only be updated by Audix Technology Corp. personnel. Any changes will be noted in the Document History section of the report.

AUDIX Technology Corp.
No. 53-11, Dingfu, Linkou, Dist.,
New Taipei City244, Taiwan

Tel: +886 2 26099301
Fax: +886 2 26099303

Mode: 8-DPSK	
2402MHz	2441MHz adjacent channel of left carrier frequency
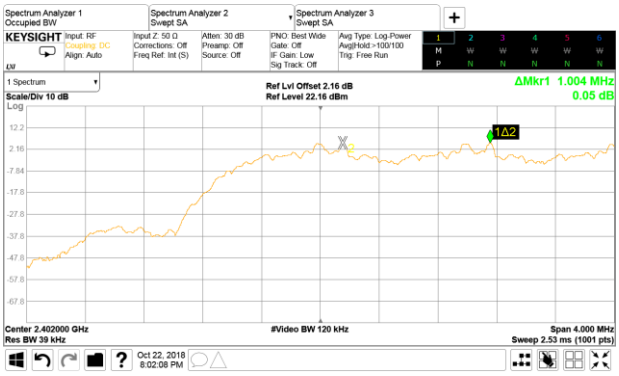	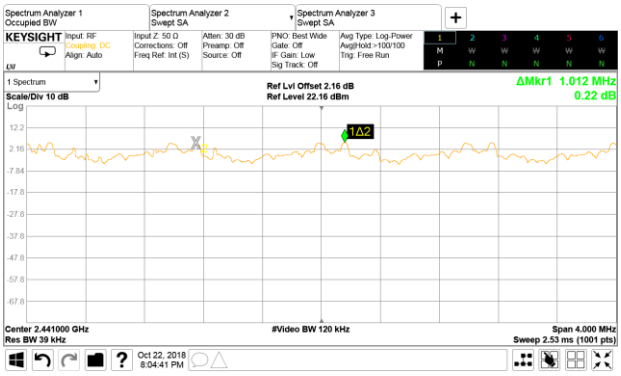
2441MHz adjacent channel of right carrier frequency	2480MHz
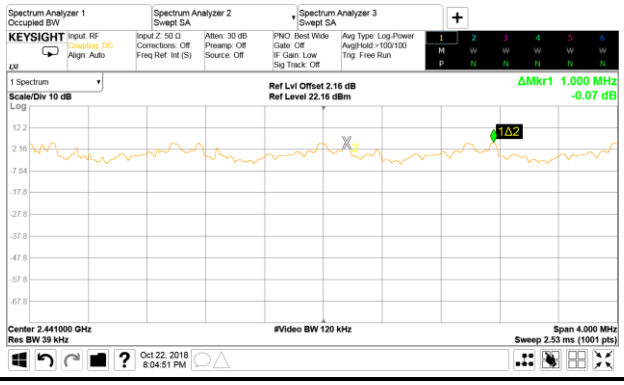	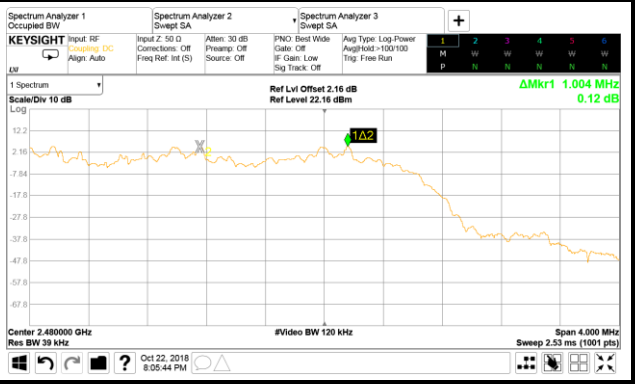

This test report may be reproduced in full only. The document may only be updated by Audix Technology Corp. personnel. Any changes will be noted in the Document History section of the report.

AUDIX Technology Corp.
No. 53-11, Dingfu, Linkou, Dist.,
New Taipei City244, Taiwan
Tel: +886 2 26099301
Fax: +886 2 26099303

A.5 TIME OF OCCUPANCY

Test Date	2018/10/22 ~ 23	Temp./Hum.	23~24℃/52~55%
Cable Loss	0.5dB	Test Voltage	AC 120V, 60Hz (via AC Adapter)

A.5.1 Time of Occupancy

Mode	Centre Frequency (MHz)	Mode	Each second appearance transmission	Time of Occupancy (ms)	Maximum accumulated Time of Occupancy (ms)	Limit (ms)
GFSK	2402	DH1	10	0.385	121.660	<400
		DH3	4	1.635	206.664	<400
		DH5	3	2.885	273.498	<400

Observation Period:

79 channels* **0.4** seconds= **31.6** seconds

DH1 Mode

For each second of **10** transmission appearance,the longest time of occupancy is
10 transmission* **31.6** seconds* **0.385** ms= **121.660** ms (<400ms)

DH3 Mode

For each second of **4** transmission appearance,the longest time of occupancy is
4 transmission* **31.6** seconds* **1.635** ms= **206.664** ms (<400ms)

DH5 Mode

For each second of **3** transmission appearance,the longest time of occupancy is
3 transmission* **31.6** seconds* **2.885** ms= **273.498** ms (<400ms)

Mode	Centre Frequency (MHz)	Mode	Each second appearance transmission	Time of Occupancy (ms)	Maximum accumulated Time of Occupancy (ms)	Limit (ms)
GFSK	2440	DH1	10	0.380	120.080	<400
		DH3	4	1.640	207.296	<400
		DH5	3	2.885	273.498	<400

Observation Period:

79 channels* **0.4** seconds= **31.6** seconds

DH1 Mode

For each second of **10** transmission appearance,the longest time of occupancy is
10 transmission* **31.6** seconds* **0.380** ms= **120.080** ms (<400ms)

DH3 Mode

For each second of **4** transmission appearance,the longest time of occupancy is
4 transmission* **31.6** seconds* **1.640** ms= **207.296** ms (<400ms)

DH5 Mode

For each second of **3** transmission appearance,the longest time of occupancy is
3 transmission* **31.6** seconds* **2.885** ms= **273.498** ms (<400ms)

This test report may be reproduced in full only. The document may only be updated by Audix Technology Corp. personnel. Any changes will be noted in the Document History section of the report.

AUDIX Technology Corp.
No. 53-11, Dingfu, Linkou, Dist.,
New Taipei City244, Taiwan
Tel: +886 2 26099301
Fax: +886 2 26099303

Mode	Centre Frequency (MHz)	Mode	Each second appearance transmission	Time of Occupancy (ms)	Maximum accumulated Time of Occupancy (ms)	Limit (ms)
GFSK	2480	DH1	10	0.380	120.080	<400
		DH3	5	1.635	258.330	<400
		DH5	2	2.885	182.332	<400

Observation Period:

79 channels* **0.4** seconds= **31.6** seconds

DH1 Mode

For each second of **10** transmission appearance,the longest time of occupancy is
10 transmission* **31.6** seconds* **0.380** ms= **120.080** ms (<400ms)

DH3 Mode

For each second of **5** transmission appearance,the longest time of occupancy is
5 transmission* **31.6** seconds* **1.635** ms= **258.330** ms (<400ms)

DH5 Mode

For each second of **2** transmission appearance,the longest time of occupancy is
2 transmission* **31.6** seconds* **2.885** ms= **182.332** ms (<400ms)

This test report may be reproduced in full only. The document may only be updated by Audix Technology Corp. personnel. Any changes will be noted in the Document History section of the report.

AUDIX Technology Corp.
No. 53-11, Dingfu, Linkou, Dist.,
New Taipei City244, Taiwan

Tel: +886 2 26099301
Fax: +886 2 26099303

- Measurement Plots

Mode: GFSK	
Centre Frequency: 2402MHz	
DH1	
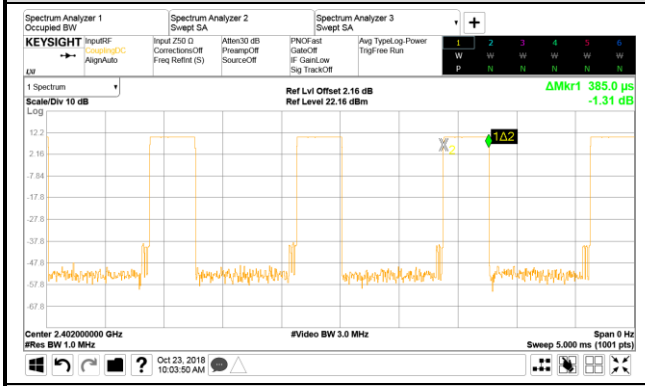	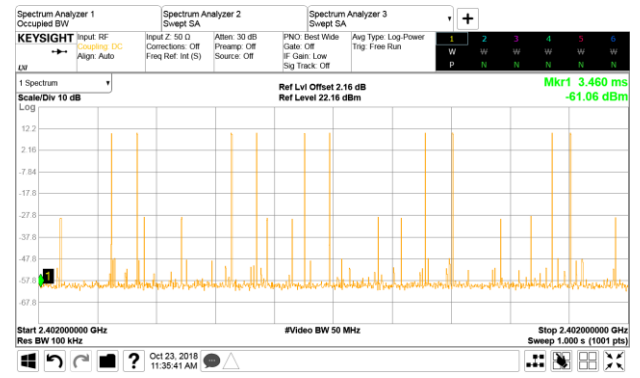
DH3	
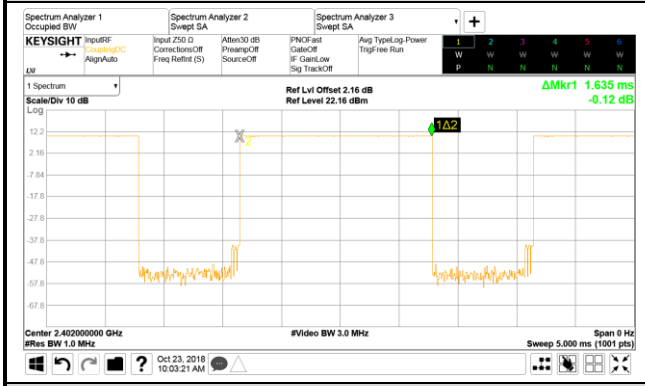	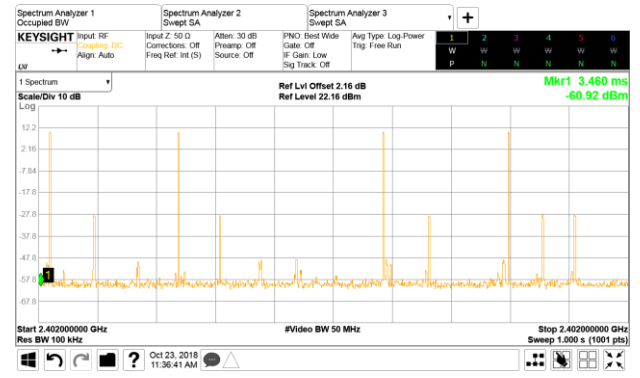
DH5	
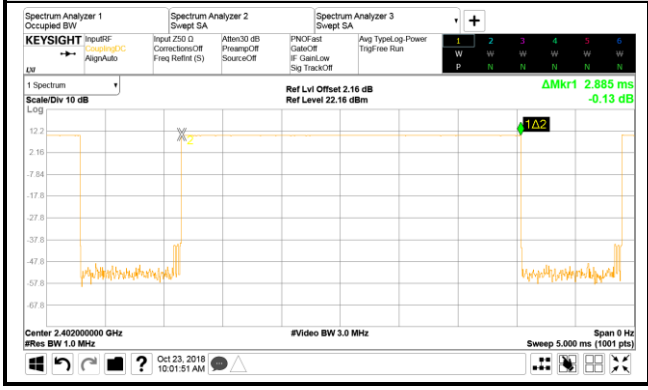	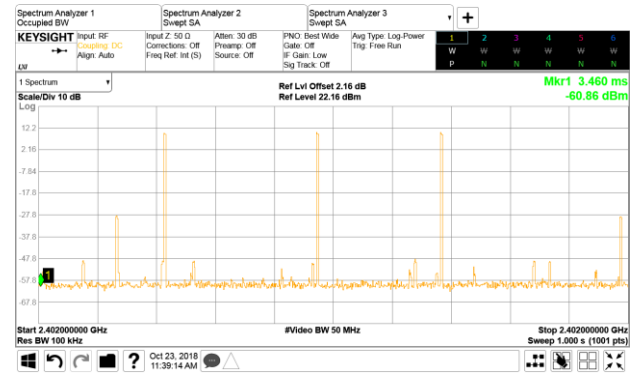

This test report may be reproduced in full only. The document may only be updated by Audix Technology Corp. personnel. Any changes will be noted in the Document History section of the report.

AUDIX Technology Corp.
No. 53-11, Dingfu, Linkou, Dist.,
New Taipei City244, Taiwan

Tel: +886 2 26099301
Fax: +886 2 26099303

Mode: GFSK	
Centre Frequency: 2441MHz	
DH1	
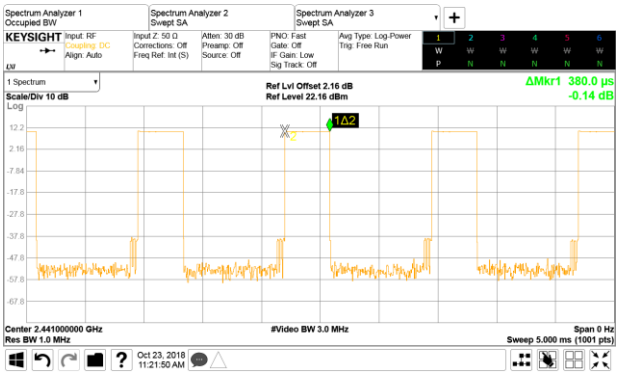	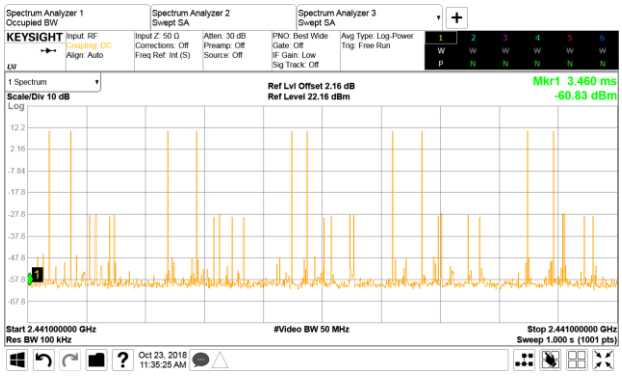
DH3	
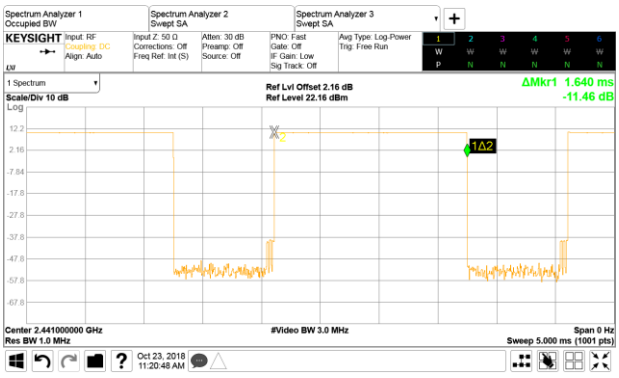	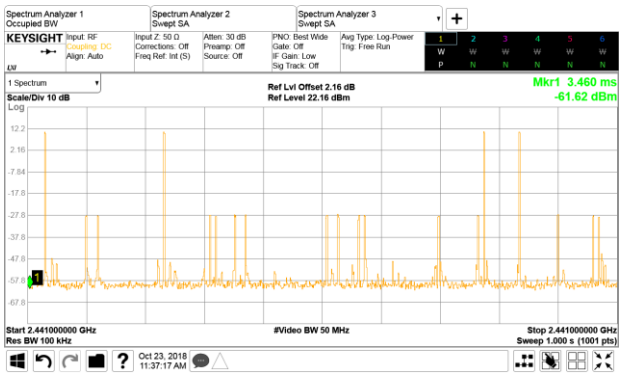
DH5	
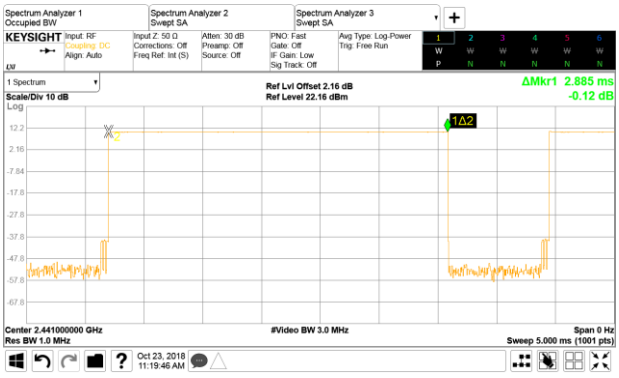	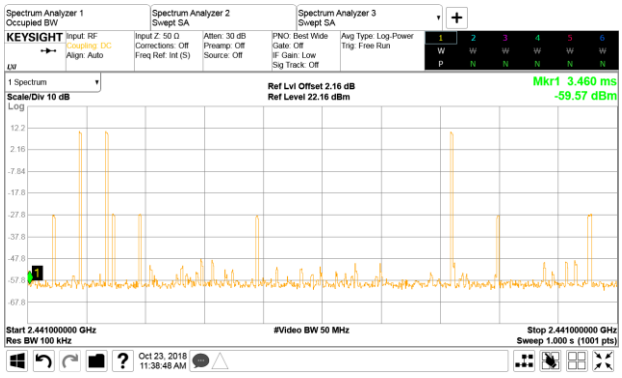

This test report may be reproduced in full only. The document may only be updated by Audix Technology Corp. personnel. Any changes will be noted in the Document History section of the report.

AUDIX Technology Corp.
No. 53-11, Dingfu, Linkou, Dist.,
New Taipei City244, Taiwan

Tel: +886 2 26099301
Fax: +886 2 26099303

Mode: GFSK	
Centre Frequency: 2480MHz	
DH1	
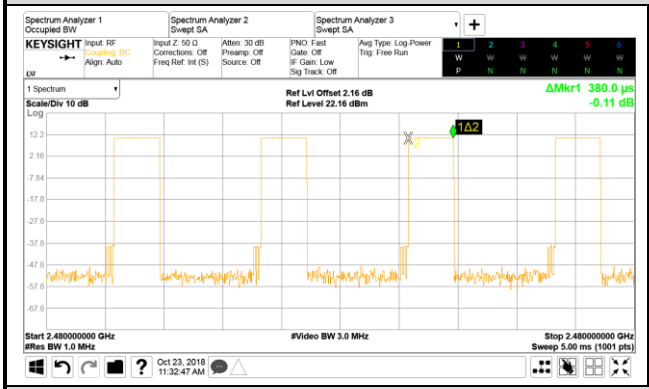	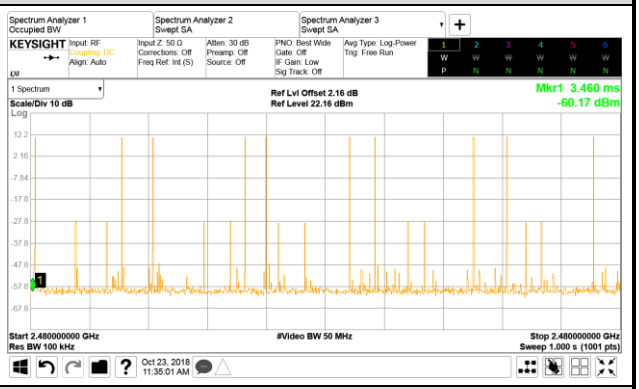
DH3	
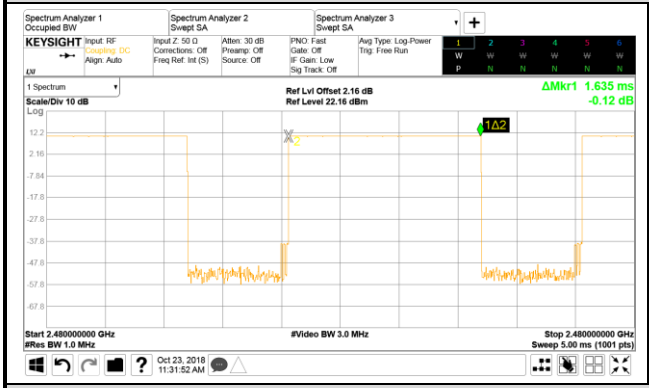	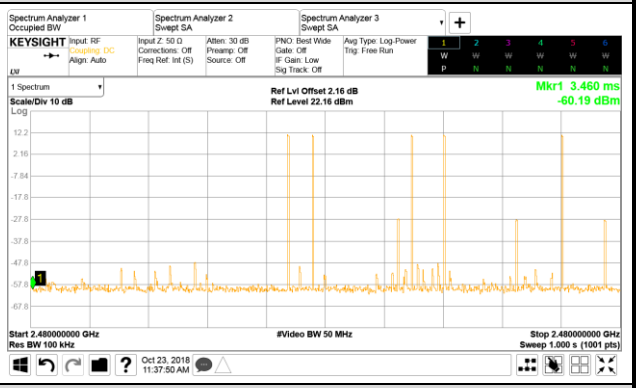
DH5	
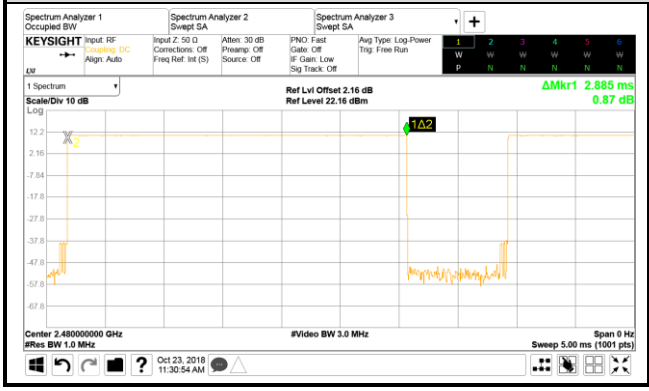	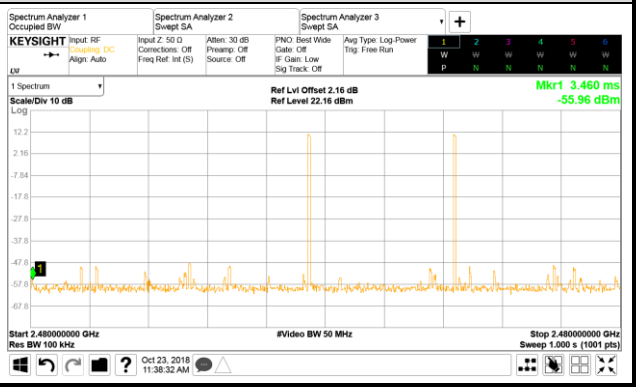

This test report may be reproduced in full only. The document may only be updated by Audix Technology Corp. personnel. Any changes will be noted in the Document History section of the report.

AUDIX Technology Corp.
No. 53-11, Dingfu, Linkou, Dist.,
New Taipei City244, Taiwan
Tel: +886 2 26099301
Fax: +886 2 26099303

Mode	Centre Frequency (MHz)	Mode	Each second appearance transmission	Time of Occupancy (ms)	Maximum accumulated Time of Occupancy (ms)	Limit (ms)
8-DPSK	2402	3DH1	10	0.390	123.240	<400
		3DH3	6	1.640	310.944	<400
		3DH5	3	2.890	273.972	<400

Observation Period:

79 channels* **0.4** seconds= **31.6** seconds

3DH1 Mode

For each second of **10** transmission appearance,the longest time of occupancy is
10 transmission* **31.6** seconds* **0.390** ms= **123.240** ms (<400ms)

3DH3 Mode

For each second of **6** transmission appearance,the longest time of occupancy is
6 transmission* **31.6** seconds* **1.640** ms= **310.944** ms (<400ms)

3DH5 Mode

For each second of **3** transmission appearance,the longest time of occupancy is
3 transmission* **31.6** seconds* **2.890** ms= **273.972** ms (<400ms)

Mode	Centre Frequency (MHz)	Mode	Each second appearance transmission	Time of Occupancy (ms)	Maximum accumulated Time of Occupancy (ms)	Limit (ms)
8-DPSK	2441	3DH1	10	0.390	123.240	<400
		3DH3	5	1.640	259.120	<400
		3DH5	3	2.890	273.972	<400

Observation Period:

79 channels* **0.4** seconds= **31.6** seconds

3DH1 Mode

For each second of **10** transmission appearance,the longest time of occupancy is
10 transmission* **31.6** seconds* **0.390** ms= **123.240** ms (<400ms)

3DH3 Mode

For each second of **5** transmission appearance,the longest time of occupancy is
5 transmission* **31.6** seconds* **1.640** ms= **259.120** ms (<400ms)

3DH5 Mode

For each second of **3** transmission appearance,the longest time of occupancy is
3 transmission* **31.6** seconds* **2.890** ms= **273.972** ms (<400ms)

This test report may be reproduced in full only. The document may only be updated by Audix Technology Corp. personnel. Any changes will be noted in the Document History section of the report.

AUDIX Technology Corp.
No. 53-11, Dingfu, Linkou, Dist.,
New Taipei City244, Taiwan
Tel: +886 2 26099301
Fax: +886 2 26099303

Mode	Centre Frequency (MHz)	Mode	Each second appearance transmission	Time of Occupancy (ms)	Maximum accumulated Time of Occupancy (ms)	Limit (ms)
8-DPSK	2480	3DH1	10	0.390	123.240	<400
		3DH3	5	1.640	259.120	<400
		3DH5	3	2.890	273.972	<400

Observation Period:

79 channels* **0.4** seconds= **31.6** seconds

3DH1 Mode

For each second of **10** transmission appearance,the longest time of occupancy is
10 transmission* **31.6** seconds* **0.390** ms= **123.240** ms (<400ms)

3DH3 Mode

For each second of **5** transmission appearance,the longest time of occupancy is
5 transmission* **31.6** seconds* **1.640** ms= **259.120** ms (<400ms)

3DH5 Mode

For each second of **3** transmission appearance,the longest time of occupancy is
3 transmission* **31.6** seconds* **2.890** ms= **273.972** ms (<400ms)

This test report may be reproduced in full only. The document may only be updated by Audix Technology Corp. personnel. Any changes will be noted in the Document History section of the report.

AUDIX Technology Corp.
No. 53-11, Dingfu, Linkou, Dist.,
New Taipei City244, Taiwan

Tel: +886 2 26099301
Fax: +886 2 26099303

- Measurement Plots

Mode: 8-DPSK	
Centre Frequency: 2402MHz	
3DH1	
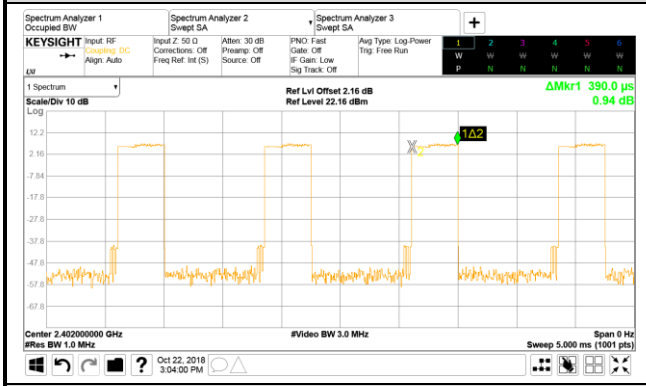	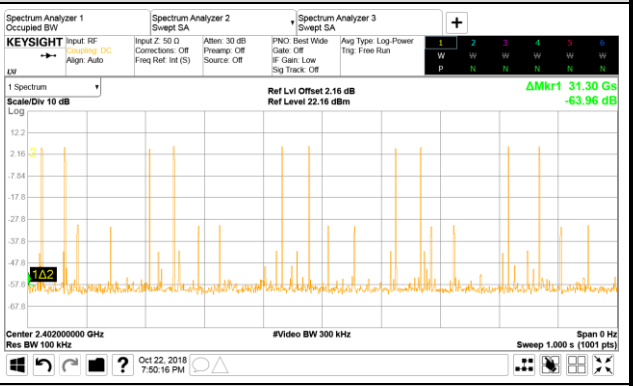
3DH3	
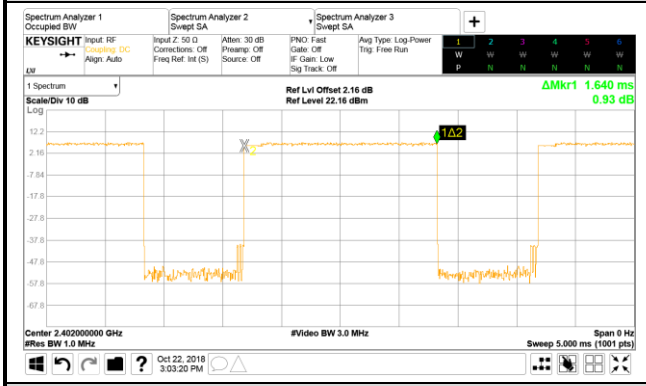	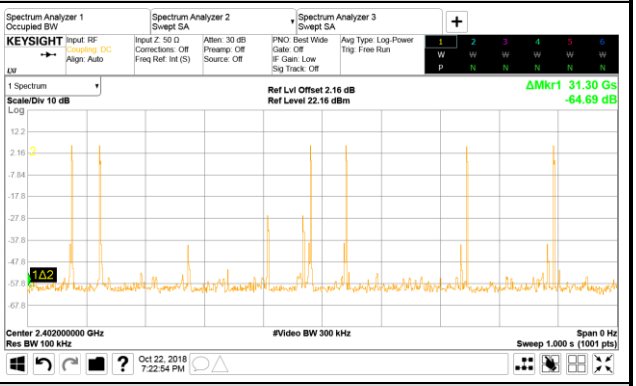
3DH5	
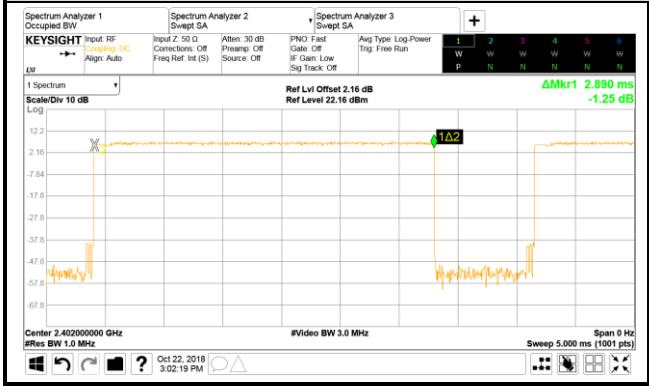	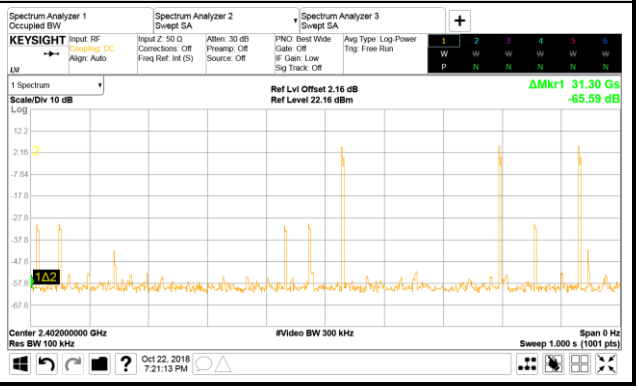

This test report may be reproduced in full only. The document may only be updated by Audix Technology Corp. personnel. Any changes will be noted in the Document History section of the report.

AUDIX Technology Corp.
No. 53-11, Dingfu, Linkou, Dist.,
New Taipei City244, Taiwan

Tel: +886 2 26099301
Fax: +886 2 26099303

Mode: 8-DPSK	
Centre Frequency: 2441MHz	
3DH1	
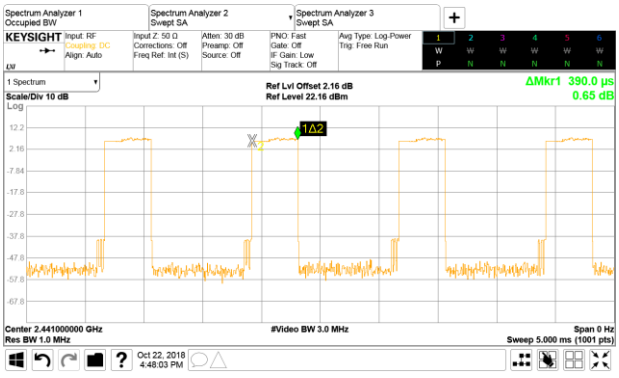	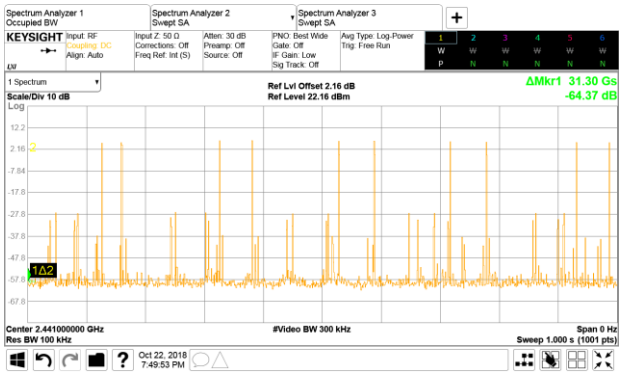
3DH3	
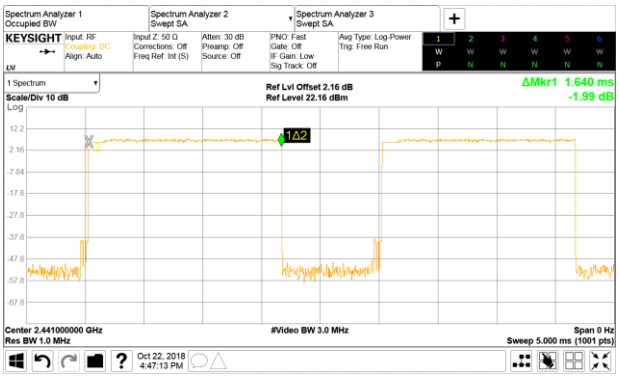	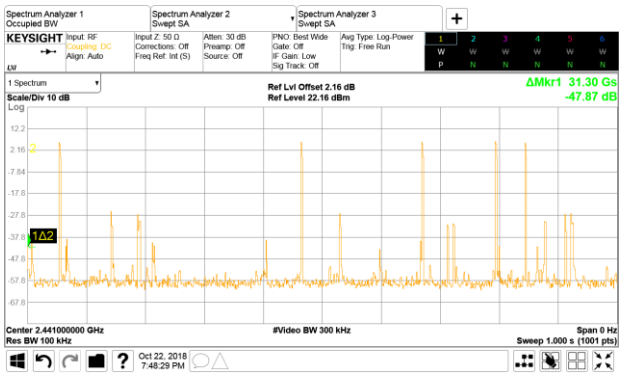
3DH5	
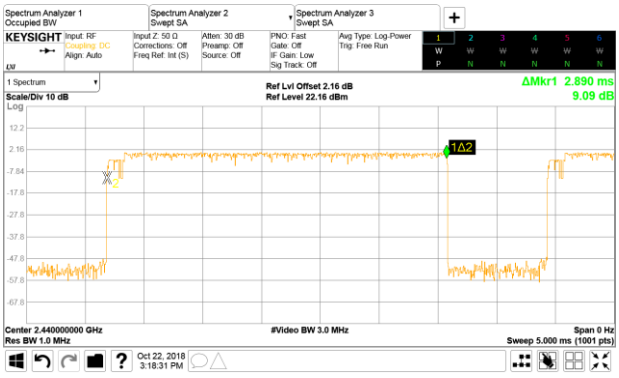	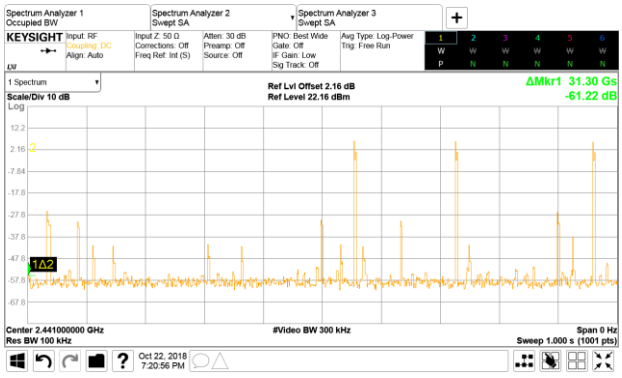

This test report may be reproduced in full only. The document may only be updated by Audix Technology Corp. personnel. Any changes will be noted in the Document History section of the report.

AUDIX Technology Corp.
No. 53-11, Dingfu, Linkou, Dist.,
New Taipei City244, Taiwan

Tel: +886 2 26099301
Fax: +886 2 26099303

Mode: 8-DPSK	
Centre Frequency: 2480MHz	
3DH1	
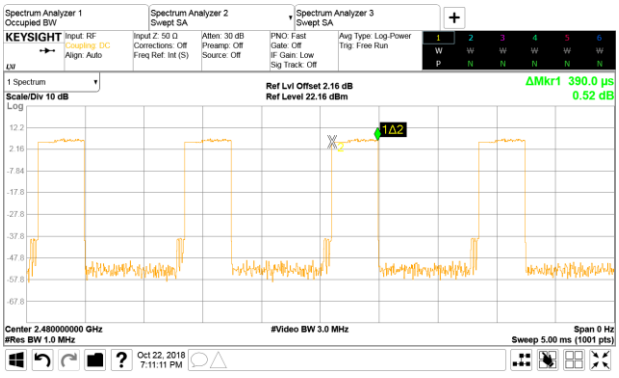	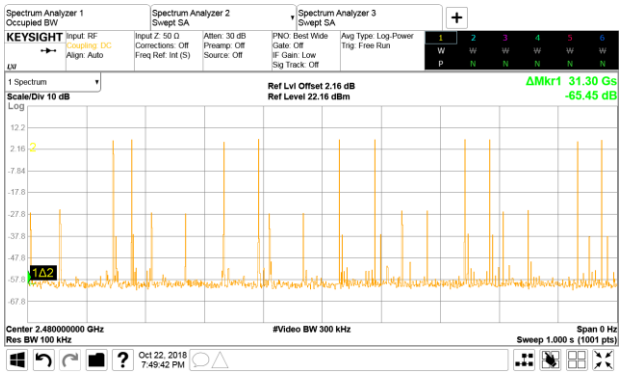
3DH3	
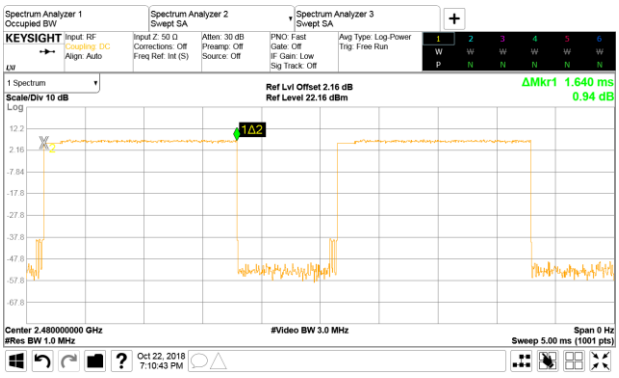	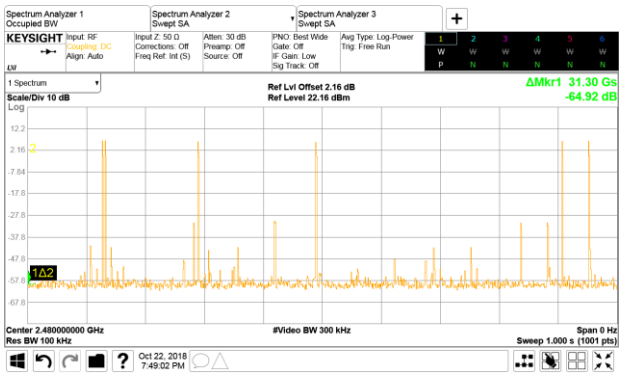
3DH5	
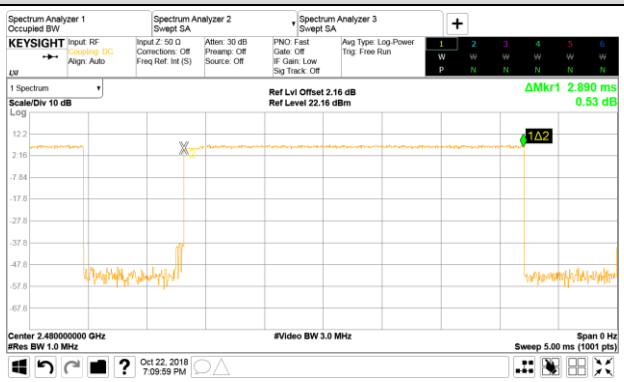	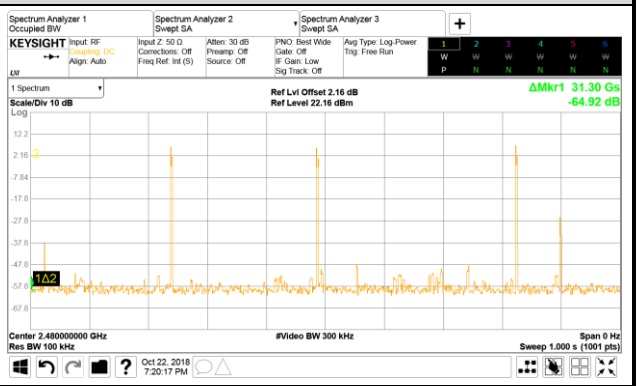

This test report may be reproduced in full only. The document may only be updated by Audix Technology Corp. personnel. Any changes will be noted in the Document History section of the report.

AUDIX Technology Corp.
No. 53-11, Dingfu, Linkou, Dist.,
New Taipei City244, Taiwan

Tel: +886 2 26099301
Fax: +886 2 26099303

A.6 NUMBER OF HOPPING CHANNELS

Test Date	2018/10/22 ~ 23	Temp./Hum.	23~24℃/52~55%
Cable Loss	2.16dB	Test Voltage	AC 120V, 60Hz (via AC Adapter)

Mode: GFSK	Mode: 8-DPSK
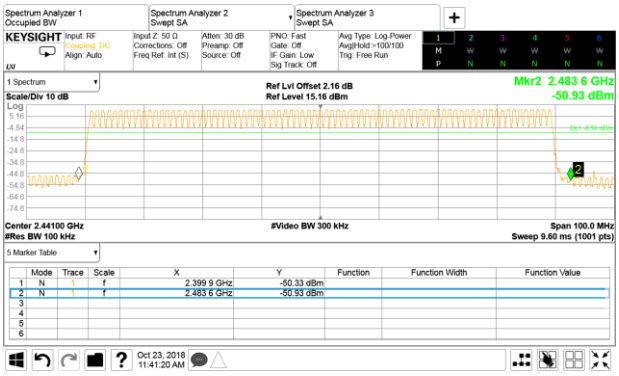	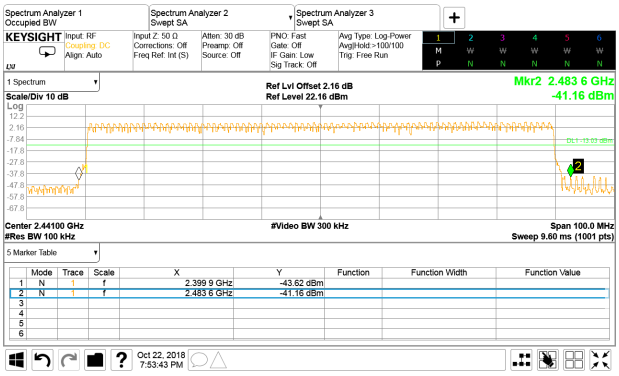
The number hopping channel is 79.	The number hopping channel is 79.

This test report may be reproduced in full only. The document may only be updated by Audix Technology Corp. personnel. Any changes will be noted in the Document History section of the report.

AUDIX Technology Corp.
No. 53-11, Dingfu, Linkou, Dist.,
New Taipei City244, Taiwan
Tel: +886 2 26099301
Fax: +886 2 26099303

A.7 MAXIMUM PEAK OUTPUT POWER

Test Date	2018/10/22 ~ 23	Temp./Hum.	23~24℃/52~55%
Cable Loss	2.16dB	Test Voltage	AC 120V, 60Hz (via AC Adapter)

A.7.1 Maximum Peak Output Power

Mode	Centre Frequency (MHz)	Maximum Peak Output Power		Limit
		dBm	W	
GFSK	2402	10.33	0.011	21dBm (0.125W)
	2441	10.60	0.011	
	2480	10.67	0.012	
8-DPSK	2402	7.76	0.006	
	2441	8.07	0.006	
	2480	7.59	0.006	

This test report may be reproduced in full only. The document may only be updated by Audix Technology Corp. personnel. Any changes will be noted in the Document History section of the report.

AUDIX Technology Corp.
No. 53-11, Dingfu, Linkou, Dist.,
New Taipei City244, Taiwan

Tel: +886 2 26099301
Fax: +886 2 26099303

A.7.2 Measurement Plots

Mode: GFSK	Mode: 8-DPSK
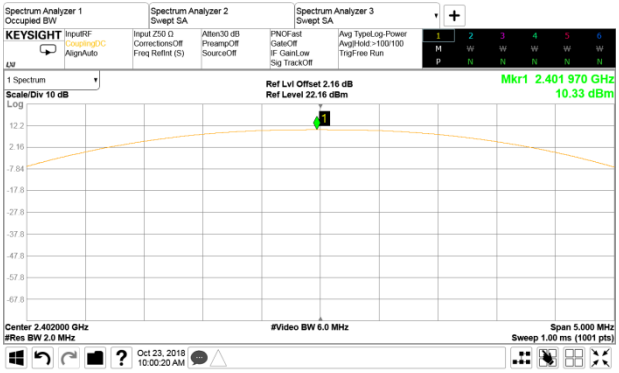	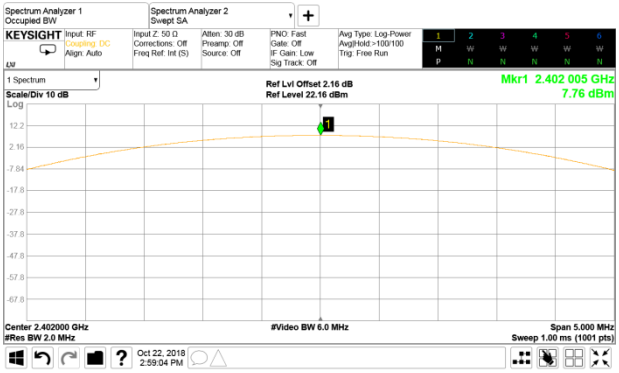
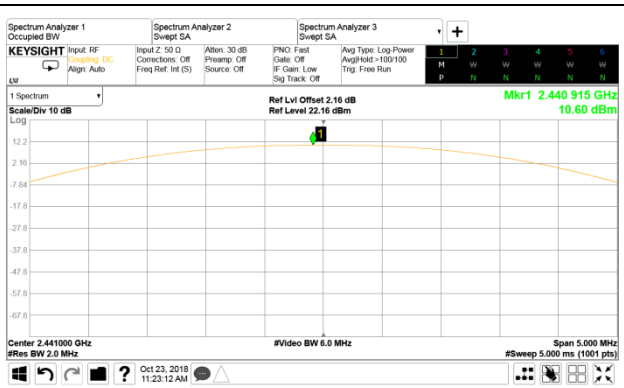	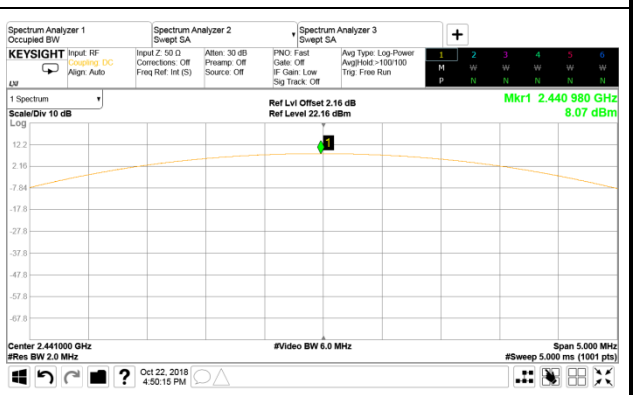
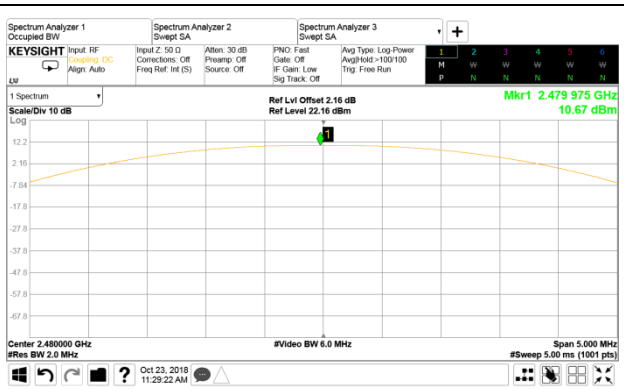	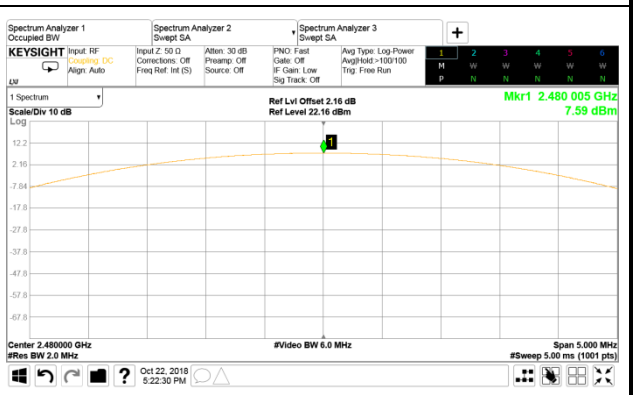

This test report may be reproduced in full only. The document may only be updated by Audix Technology Corp. personnel. Any changes will be noted in the Document History section of the report.

AUDIX Technology Corp.
No. 53-11, Dingfu, Linkou, Dist.,
New Taipei City244, Taiwan

Tel: +886 2 26099301
Fax: +886 2 26099303

A.8 EMISSION LIMITATIONS MEASUREMENT

Test Date	2018/10/22 ~ 23	Temp./Hum.	23~24℃/52~55%
Cable Loss	2.16dB	Test Voltage	AC 120V, 60Hz (via AC Adapter)

A.8.1 Band Edge

Mode: GFSK

Single Channel

Low channel

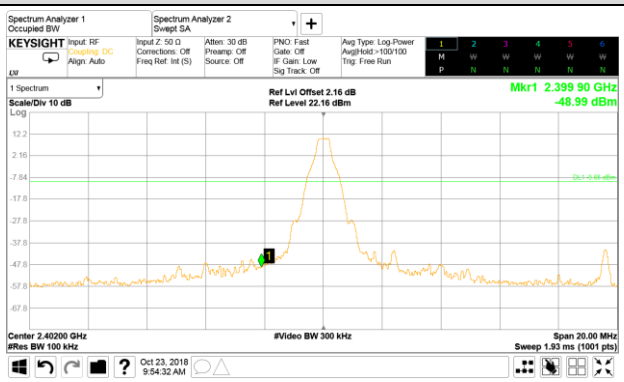

High channel

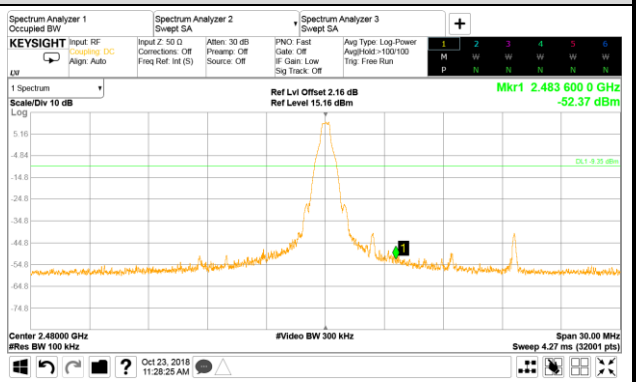

Hopping Mode

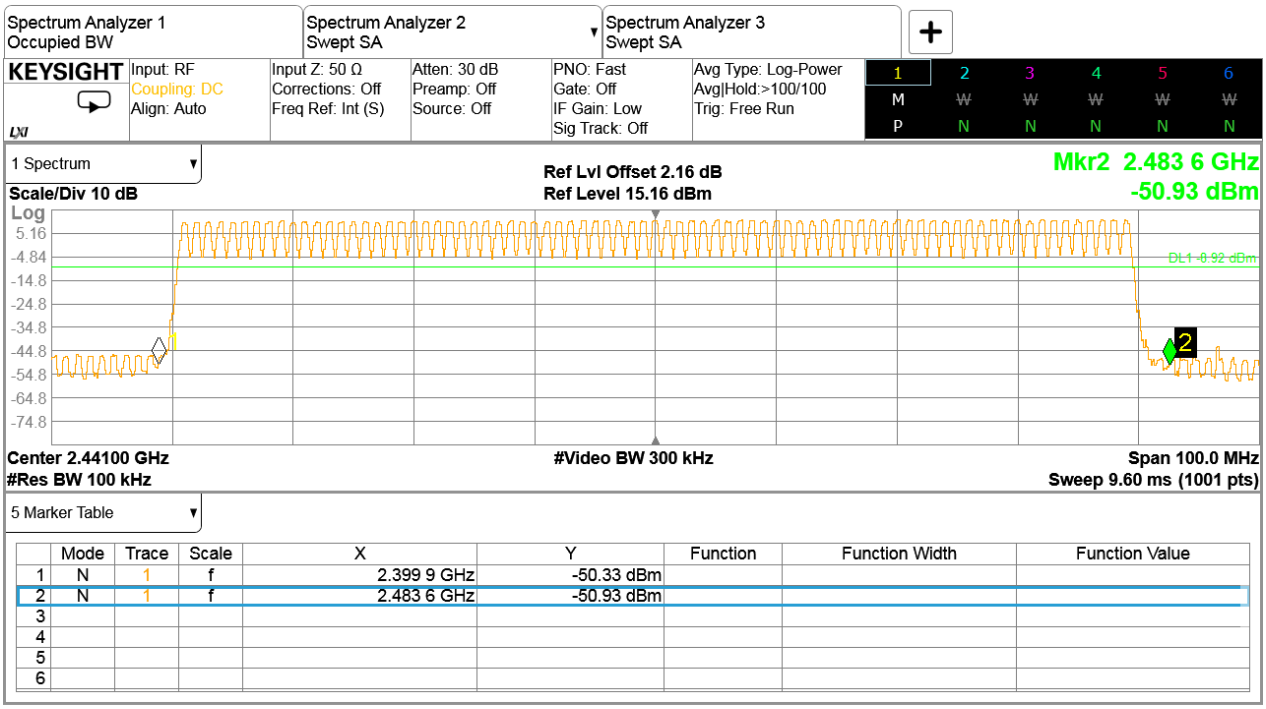

	Mode	Trace	Scale	X	Y	Function	Function Width	Function Value
1	N	1	f	2.399 9 GHz	-50.33 dBm			
2	N	1	f	2.483 6 GHz	-50.93 dBm			
3								
4								
5								
6								

This test report may be reproduced in full only. The document may only be updated by Audix Technology Corp. personnel. Any changes will be noted in the Document History section of the report.

AUDIX Technology Corp.
No. 53-11, Dingfu, Linkou, Dist.,
New Taipei City244, Taiwan

Tel: +886 2 26099301
Fax: +886 2 26099303

Mode: 8-DPSK

Single Channel

Low channel	High channel
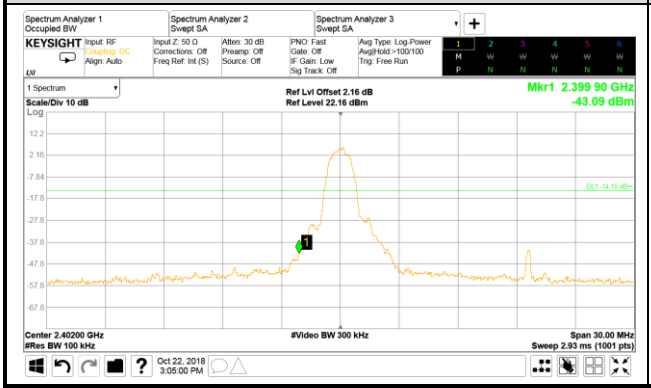	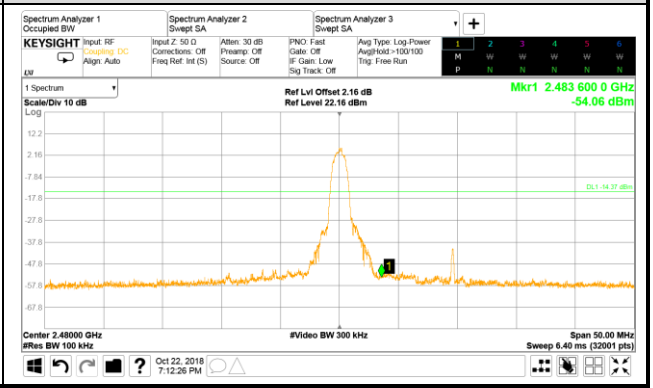

Hopping Mode

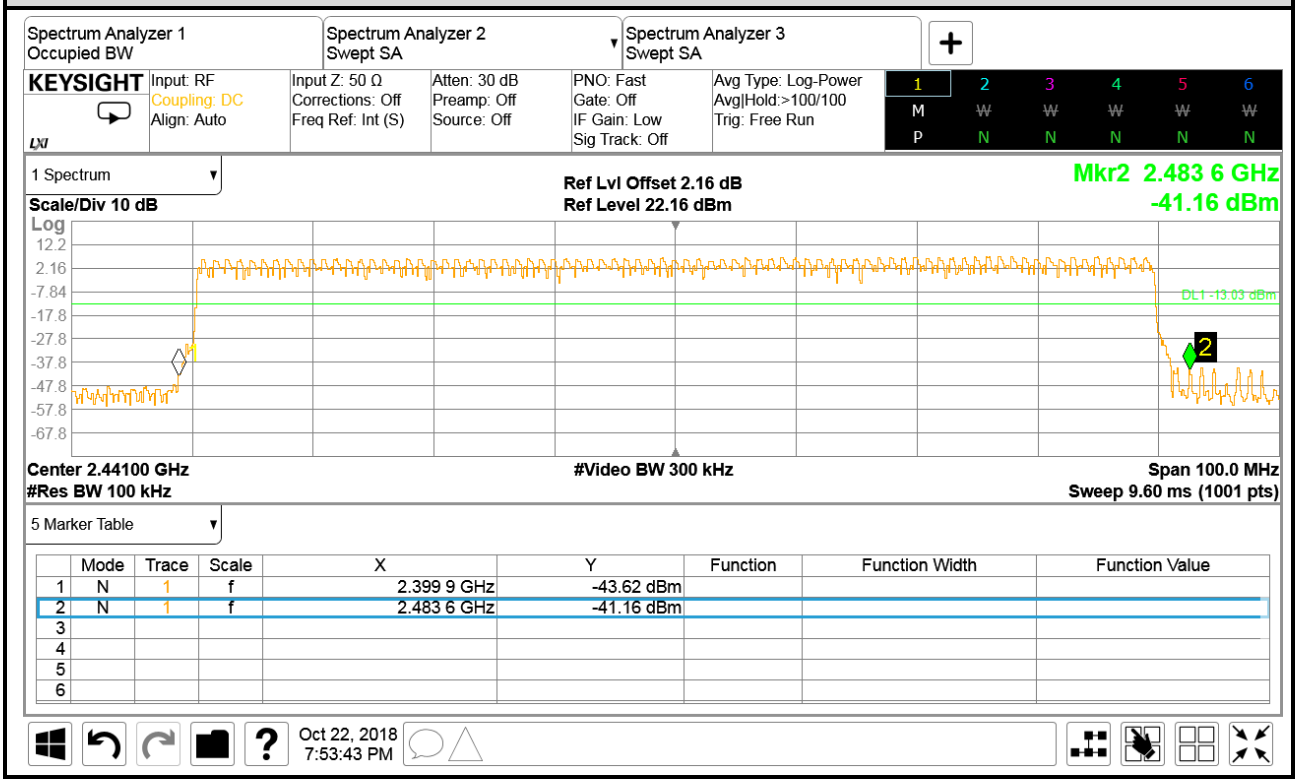

	Mode	Trace	Scale	X	Y	Function	Function Width	Function Value
1	N	1	f	2.399 9 GHz	-43.62 dBm			
2	N	1	f	2.483 6 GHz	-41.16 dBm			
3								
4								
5								
6								

This test report may be reproduced in full only. The document may only be updated by Audix Technology Corp. personnel. Any changes will be noted in the Document History section of the report.

AUDIX Technology Corp.
No. 53-11, Dingfu, Linkou, Dist.,
New Taipei City244, Taiwan

Tel: +886 2 26099301
Fax: +886 2 26099303

A.8.2 Spurious Emission

Test Date	2018/10/23	Temp./Hum.	23℃/55%
Cable Loss	2.16dB	Test Voltage	AC 120V, 60Hz (via AC Adapter)
Mode	GFSK	Frequency	2402MHz

30MHz – 8GHz

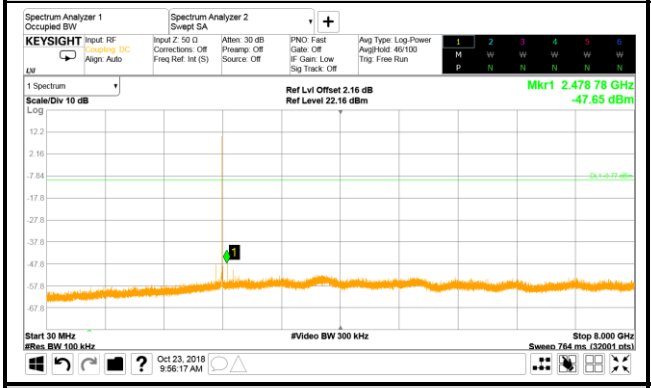

8GHz – 15GHz

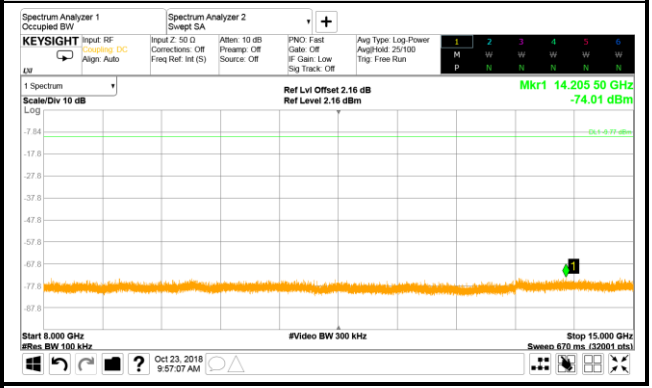

15GHz – 25GHz

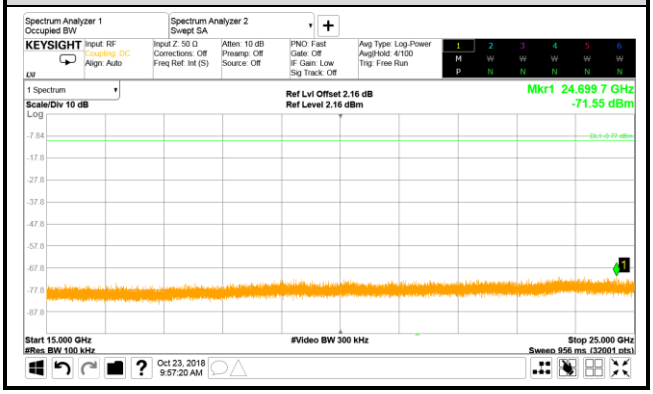

Note: All results have been included cable loss.

This test report may be reproduced in full only. The document may only be updated by Audix Technology Corp. personnel. Any changes will be noted in the Document History section of the report.

AUDIX Technology Corp.
No. 53-11, Dingfu, Linkou, Dist.,
New Taipei City244, Taiwan

Tel: +886 2 26099301
Fax: +886 2 26099303

Test Date	2018/10/23	Temp./Hum.	23℃/55%
Cable Loss	2.16dB	Test Voltage	AC 120V, 60Hz (via AC Adapter)
Mode	GFSK	Frequency	2441MHz

30MHz – 8GHz

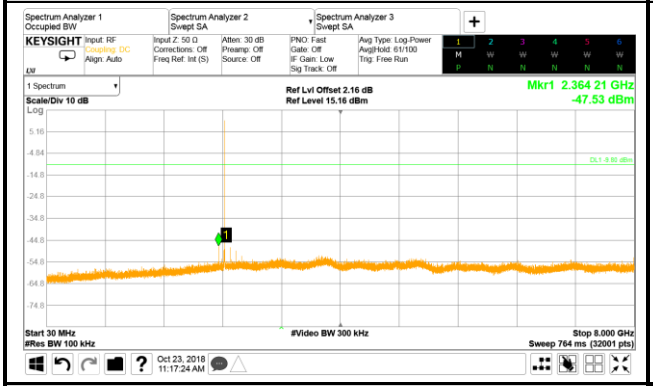

8GHz – 15GHz

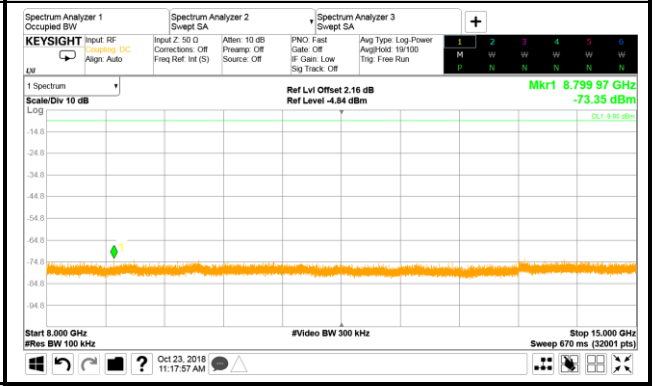

15GHz – 25GHz

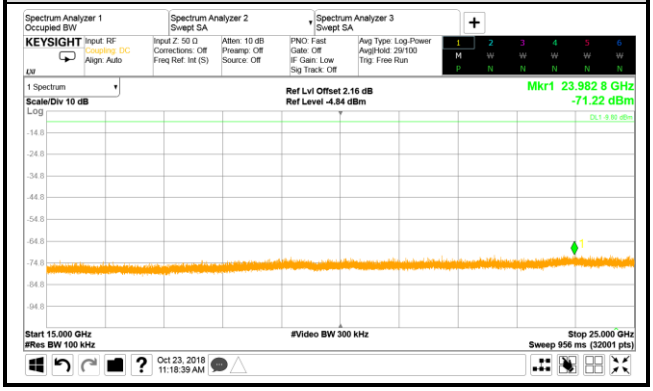

Note: All results have been included cable loss.

This test report may be reproduced in full only. The document may only be updated by Audix Technology Corp. personnel. Any changes will be noted in the Document History section of the report.

AUDIX Technology Corp.
No. 53-11, Dingfu, Linkou, Dist.,
New Taipei City244, Taiwan

Tel: +886 2 26099301
Fax: +886 2 26099303

Test Date	2018/10/23	Temp./Hum.	23℃/55%
Cable Loss	2.16dB	Test Voltage	AC 120V, 60Hz (via AC Adapter)
Mode	GFSK	Frequency	2480MHz

30MHz – 8GHz

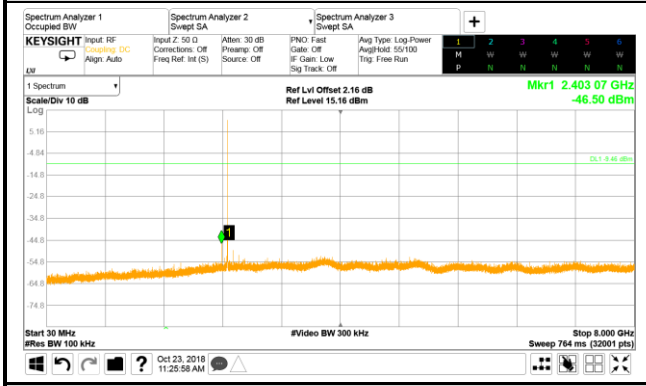

8GHz – 15GHz

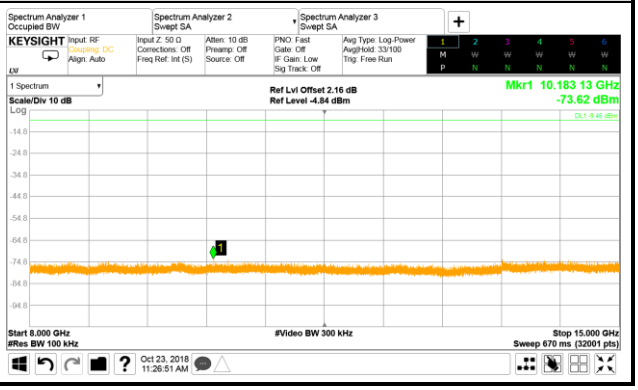

15GHz – 25GHz

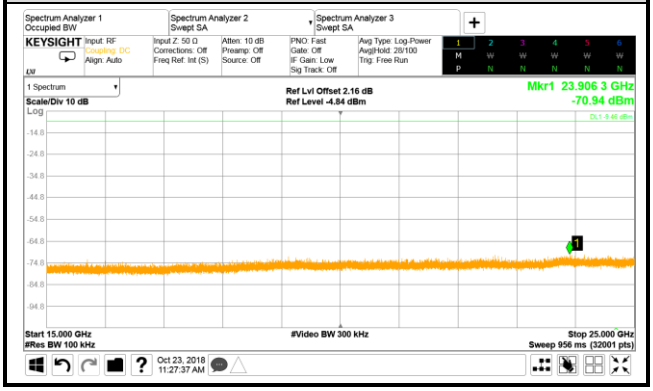

Note: All results have been included cable loss.

This test report may be reproduced in full only. The document may only be updated by Audix Technology Corp. personnel. Any changes will be noted in the Document History section of the report.

AUDIX Technology Corp.
No. 53-11, Dingfu, Linkou, Dist.,
New Taipei City244, Taiwan

Tel: +886 2 26099301
Fax: +886 2 26099303

Test Date	2018/10/22	Temp./Hum.	24℃/52%
Cable Loss	2.16dB	Test Voltage	AC 120V, 60Hz (via AC Adapter)
Mode	8-DPSK	Frequency	2402MHz

30MHz – 8GHz

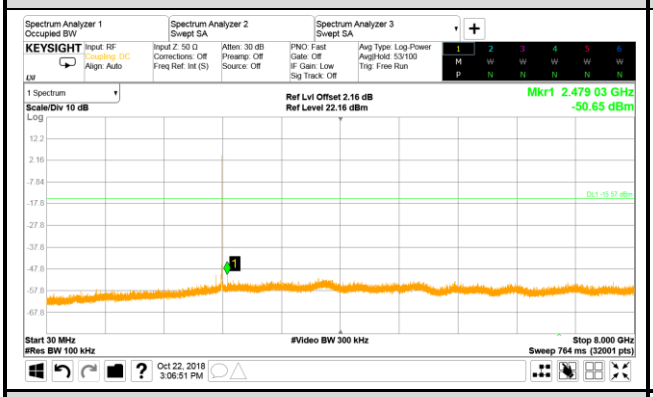

8GHz – 15GHz

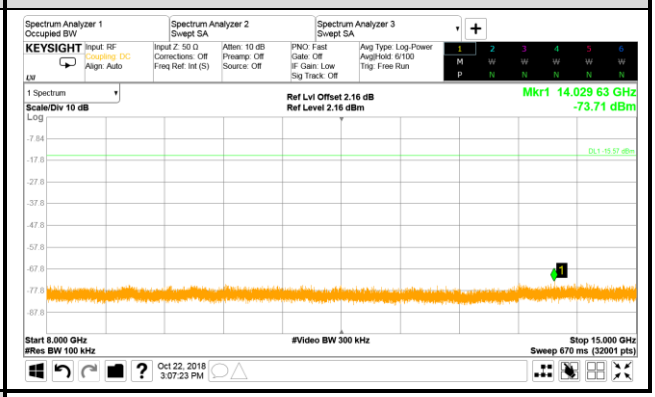

15GHz – 25GHz

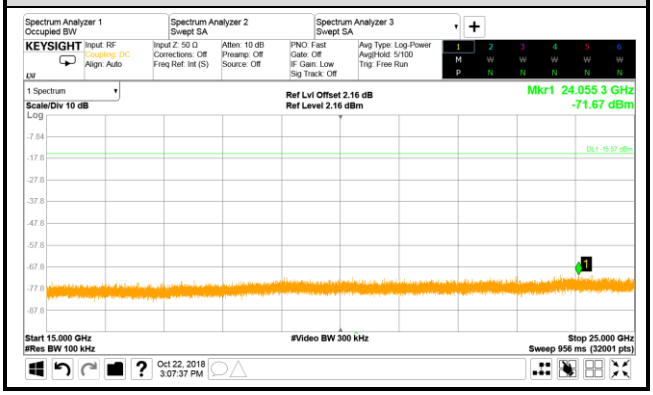

Note: All results have been included cable loss.

This test report may be reproduced in full only. The document may only be updated by Audix Technology Corp. personnel. Any changes will be noted in the Document History section of the report.

AUDIX Technology Corp.
No. 53-11, Dingfu, Linkou, Dist.,
New Taipei City244, Taiwan

Tel: +886 2 26099301
Fax: +886 2 26099303

Test Date	2018/10/22	Temp./Hum.	24℃/52%
Cable Loss	2.16dB	Test Voltage	AC 120V, 60Hz (via AC Adapter)
Mode	8-DPSK	Frequency	2441MHz

30MHz – 8GHz

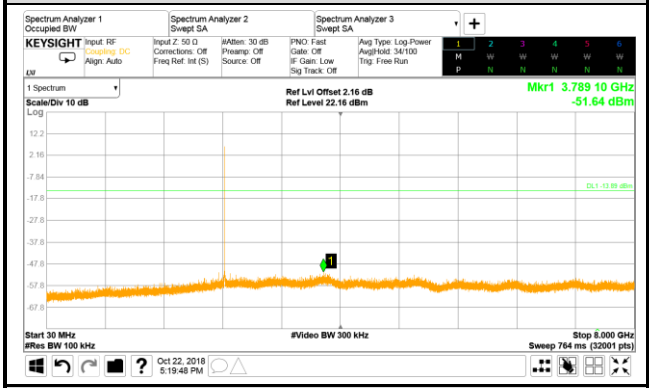

8GHz – 15GHz

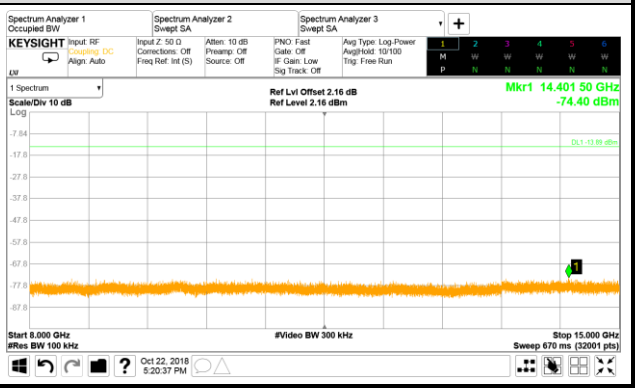

15GHz – 25GHz

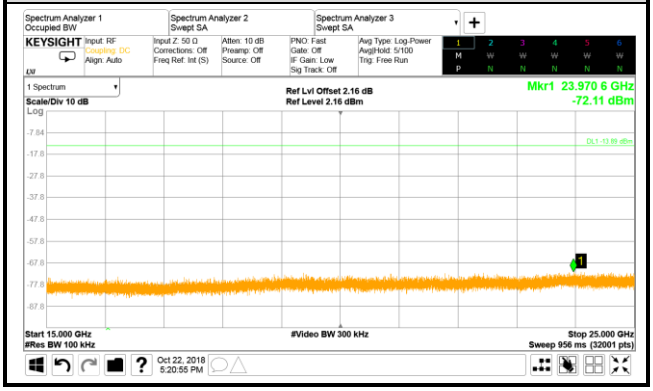

Note: All results have been included cable loss.

This test report may be reproduced in full only. The document may only be updated by Audix Technology Corp. personnel. Any changes will be noted in the Document History section of the report.

AUDIX Technology Corp.
No. 53-11, Dingfu, Linkou, Dist.,
New Taipei City244, Taiwan

Tel: +886 2 26099301
Fax: +886 2 26099303

Test Date	2018/10/22	Temp./Hum.	24℃/52%
Cable Loss	2.16dB	Test Voltage	AC 120V, 60Hz (via AC Adapter)
Mode	8-DPSK	Frequency	2480MHz

30MHz – 8GHz

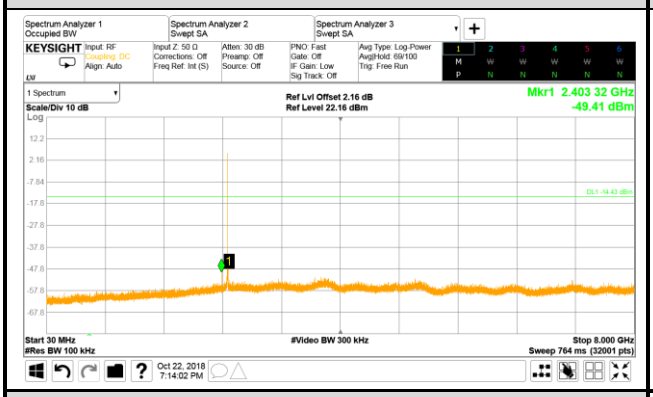

8GHz – 15GHz

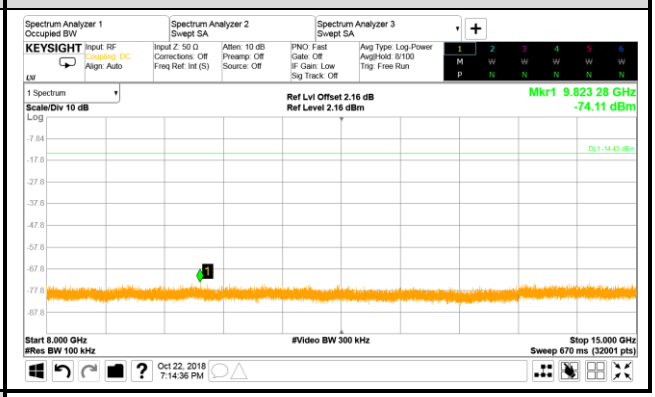

15GHz – 25GHz

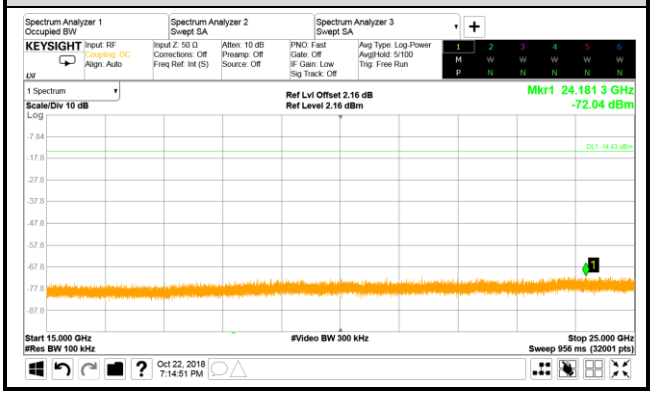

Note: All results have been included cable loss.

This test report may be reproduced in full only. The document may only be updated by Audix Technology Corp. personnel. Any changes will be noted in the Document History section of the report.

Audix Technology Corp.
No. 53-11, Dingfu, Linkou, Dist.,
New Taipei City244,Taiwan

Tel: +886 2 26099301
Fax: +886 2 26099303

APPDNDIX B

TEST PHOTOGRAPHS

(Model: 17Z990)

This test report may be reproduced in full only. The document may only be updated by Audix Technology Corp. personnel. Any changes will be noted in the Document History section of the report.