Audix Technology Corp.
No. 53-11, Dingfu, Linkou, Dist.,
New Taipei City244, Taiwan

Tel: +886 2 26099301
Fax: +886 2 26099303

FCC 15.247 & RSS-247
2.4 GHz Test Report

for

LG Electronics Inc.

222, LG-ro Jinwi-myeon, Pyeongtaek-Si, Gyeonggi-Do, 451-713, Korea

Product Name	:	**Notebook Computer**
Model Name	:	**17Z995**
Brand		**LG**
FCC ID	:	**BEJNT-17Z995**
IC	:	**2703H-17Z995**

Prepared by:	:	**AUDIX Technology Corporation, EMC Department**

Testing Laboratory
1724

TESTING
NVLAP LAB CODE 200077-0

The test report is based on a single evaluation of one sample of the above-mentioned products. It does not imply an assessment of the whole production and does not permit the use of the test lab logo. The report must not be used by the client to claim product certification, approval, or endorsement by NVLAP, NIST, or any agency of the U.S. Government.

This test report may be reproduced in full only. The document may only be updated by Audix Technology Corp. personnel. Any changes will be noted in the Document History section of the report.

Audix Technology Corp.
No. 53-11, Dingfu, Linkou, Dist.,
New Taipei City244, Taiwan

Tel: +886 2 26099301
Fax: +886 2 26099303

TABLE OF CONTENTS

Description Page

TEST REPORT CERTIFICATION 4
1. REVISION RECORD OF TEST REPORT 5
2. SUMMARY OF TEST RESULTS 6
3. GENERAL INFORMATION 7
3.1. Description of Application 7
3.2. Description of EUT 8
3.3. Antenna Information 9
3.4. EUT Specifications Assessed in Current Report 9
3.5. Descriptions of Key Components 12
3.6. Test Configuration 14
3.7. Tested Supporting System List 19
3.8. Setup Configuration 19
3.9. Operating Condition of EUT 19
3.10. Description of Test Facility 20
3.11. Measurement Uncertainty 21
4. MEASUREMENT EQUIPMENT LIST 22
4.1. Conducted Emission Measurement 22
4.2. Radiated Emission Measurement 22
4.3. RF Conducted Measurement 23
5. CONDUCTED EMISSION 24
5.1. Block Diagram of Test Setup 24
5.2. Conducted Emission Limit 24
5.3. Test Procedure 24
5.4. Test Results 24
6. RADIATED EMISSION 25
6.1. Block Diagram of Test Setup 25
6.2. Radiated Emission Limits 26
6.3. Test Procedure 27
6.4. Measurement Result Explanation 28
6.5. Test Results 28
7. 6dB/OCCUPIED BANDWIDTH 29
7.1. Block Diagram of Test Setup 29
7.2. Specification Limits 29
7.3. Test Procedure 29
7.4. Test Results 29
8. MAXIMUM PEAK OUTPUT POWER 30
8.1. Block Diagram of Test Setup 30
8.2. Specification Limits 30
8.3. Test Procedure 31
8.4. Test Results 31
9. EMISSION LIMITATIONS 32
9.1. Block Diagram of Test Setup 32
9.2. Specification Limits 32

This test report may be reproduced in full only. The document may only be updated by Audix Technology Corp. personnel. Any changes will be noted in the Document History section of the report.

Audix Technology Corp.
No. 53-11, Dingfu, Linkou, Dist.,
New Taipei City244, Taiwan
Tel: +886 2 26099301
Fax: +886 2 26099303

9.3. Test Procedure 32
9.4. Test Results 33
10. POWER SPECTRAL DENSITY 34
10.1. Block Diagram of Test Setup 34
10.2. Specification Limits 34
10.3. Test Procedure 34
10.4. Test Results 34
11. DEVIATION TO TEST SPECIFICATIONS 35

APPENDIX A TEST DATA AND PLOTS
APPENDIX B TEST PHOTOGRAPHS

This test report may be reproduced in full only. The document may only be updated by Audix Technology Corp. personnel. Any changes will be noted in the Document History section of the report.

Audix Technology Corp.
No. 53-11, Dingfu, Linkou, Dist.,
New Taipei City244, Taiwan

Tel: +886 2 26099301
Fax: +886 2 26099303

TEST REPORT CERTIFICATION

Applicant	:	LG Electronics Inc.
Manufacturer	:	LG Electronics Inc.
Factory #1	:	LG Electronics Nanjing New Technology Co., Ltd.
Factory #2	:	SEO HEUNG ELECTRONICS CO LTD
EUT Description		
(1) Product	:	Notebook Computer
(2) Model	:	17Z995
(3) Brand	:	LG
(4) Power Supply	:	DC 19V, 2.53A

Applicable Standards:

47 CFR FCC Part 15 Subpart C
RSS-Gen (Issue 5), April 2018
RSS-247 (Issue 2), February 2017
ANSI C63.10:2013

Audix Technology Corp. tested the equipment mentioned in accordance with the requirements set forth in the above standards. Test results indicate that the equipment tested is capable of demonstrating compliance with the requirements as documented within this report.
Audix Technology Corp. does not assume responsibility for any conclusions and generalizations drawn from the test results with regard to other specimens and samples.

Date of Report: 2019. 12. 31

Reviewed by: (Tina Huang/Administrator)

Approved by: (Johnny Hsueh/Section Manager)

This test report may be reproduced in full only. The document may only be updated by Audix Technology Corp. personnel. Any changes will be noted in the Document History section of the report.

Audix Technology Corp.
No. 53-11, Dingfu, Linkou, Dist.,
New Taipei City244, Taiwan
Tel: +886 2 26099301
Fax: +886 2 26099303

1. REVISION RECORD OF TEST REPORT

Edition No	Issued Data	Revision Summary	Report Number
0	2019. 12. 31	Original Report	EM-F190546

This test report may be reproduced in full only. The document may only be updated by Audix Technology Corp. personnel. Any changes will be noted in the Document History section of the report.

Audix Technology Corp.
No. 53-11, Dingfu, Linkou, Dist.,
New Taipei City244, Taiwan
Tel: +886 2 26099301
Fax: +886 2 26099303

2. SUMMARY OF TEST RESULTS

Rule		Description	Data Reused	Results
FCC	IC			
15.207	RSS-Gen §8.8	Conducted Emission	No	**PASS**
15.247(d)/ 15.205	RSS-Gen §8.9 RSS-247 §5.5	Radiated Band Edge and Radiated Spurious Emission	No	**PASS**
15.247(a)(2)	RSS-247 §5.2(1)	6dB/Occupied Bandwidth	Yes	**PASS**
15.247(b)(3)	RSS-247 §5.4(4)	Maximum Peak Output Power	SPOT CHECK Note 2	**PASS**
15.247(d)	RSS-247 §5.5	Conducted Band Edges and Conducted Spurious Emission	Yes	**PASS**
15.247 (e)	RSS-247 §5.2(2)	Peak Power Spectral Density	Yes	**PASS**
15.203	RSS-Gen §8.3	Antenna Requirement	---	**Compliance**

Note: 1. The uncertainties value is not used in determining the result.
2. This device embedded with same radio transmitter with FCC ID: BEJNT-15Z90N grant on 11/29 2019 and IC: 2703H-15Z90N approved on 12/04/2019. According to KDB 484596 D01, we did spot check for output power and all output power values keep identical thus we reuse all results except to E.I.R.P. test items.

This test report may be reproduced in full only. The document may only be updated by Audix Technology Corp. personnel. Any changes will be noted in the Document History section of the report.

Audix Technology Corp.
No. 53-11, Dingfu, Linkou, Dist.,
New Taipei City244, Taiwan
Tel: +886 2 26099301
Fax: +886 2 26099303

3. GENERAL INFORMATION

3.1. Description of Application

Applicant	LG Electronics Inc. 222, LG-ro Jinwi-myeon, Pyeongtaek-Si, Gyeonggi-Do, 451-713, Korea
Manufacturer	LG Electronics Inc. 222, LG-ro Jinwi-myeon, Pyeongtaek-Si, Gyeonggi-Do, 451-713, Korea
Factory #1	LG Electronics Nanjing New Technology Co., Ltd. No.346,Yaoxin Road, Economic & Technical Development Zone, Nanjing, China.
Factory #2	SEO HEUNG ELECTRONICS CO LTD 55 Asan valley Seo-ro, Dunpo-myeon, Asan-si, Chungcheongnam-do, 31409 Korea
Product	Notebook Computer The product has two colors (Dark Silver and White).
Model	17Z995
Brand	LG

This test report may be reproduced in full only. The document may only be updated by Audix Technology Corp. personnel. Any changes will be noted in the Document History section of the report.

Audix Technology Corp.
No. 53-11, Dingfu, Linkou, Dist.,
New Taipei City244, Taiwan
Tel: +886 2 26099301
Fax: +886 2 26099303

3.2. Description of EUT

<table>
<tr><td>Test Model</td><td>17Z995</td></tr>
<tr><td>Serial Number</td><td>N/A</td></tr>
<tr><td>Power Rating</td><td>DC 19V, 2.53A</td></tr>
<tr><td>Software Version</td><td>N/A</td></tr>
<tr><td>RF Features</td><td>WLAN:802.11 a/b/g/n/ac/ax
Bluetooth: BT and BLE (BT 5.0)</td></tr>
<tr><td>Transmit Type</td><td>
<table>
<tr><th colspan="2">2.4 GHz</th></tr>
<tr><td>802.11b</td><td>1T1R</td></tr>
<tr><td>802.11g</td><td>1T1R</td></tr>
<tr><td>802.11n-HT20</td><td>2T2R</td></tr>
<tr><td>802.11n-HT40</td><td>2T2R</td></tr>
<tr><td>802.11ax-HE20</td><td>2T2R</td></tr>
<tr><td>802.11ax-HE40</td><td>2T2R</td></tr>
<tr><td>BT/BLE</td><td>1T1R</td></tr>
</table>
<table>
<tr><th colspan="2">UNII Bands</th></tr>
<tr><td>802.11a</td><td>1T1R</td></tr>
<tr><td>802.11n-HT20/802.11ac-VHT20/802.11ax-HE20</td><td>2T2R</td></tr>
<tr><td>802.11n-HT40/802.11ac-VHT40/802.11ax-HE40</td><td>2T2R</td></tr>
<tr><td>802.11ac-VHT80/802.11ax-HE80</td><td>2T2R</td></tr>
<tr><td>802.11ac-VHT160/802.11ax-HE160</td><td>2T2R</td></tr>
</table>
</td></tr>
<tr><td>Sample Status</td><td>Mass production</td></tr>
<tr><td>Date of Receipt</td><td>2019. 12. 16</td></tr>
<tr><td>Date of Test</td><td>2019. 12. 25 ~ 30</td></tr>
<tr><td>Interface Ports of EUT</td><td>• One Micro SD Card Slot
• One Earphone Port
• Three USB 3.0 Ports
• One USB Type C Port
• One HDMI Port
• One DC Input Port</td></tr>
<tr><td>Accessories Supplied</td><td>• AC Adapter
• LAN Gender</td></tr>
</table>

This test report may be reproduced in full only. The document may only be updated by Audix Technology Corp. personnel. Any changes will be noted in the Document History section of the report.

Audix Technology Corp.
No. 53-11, Dingfu, Linkou, Dist.,
New Taipei City244, Taiwan
Tel: +886 2 26099301
Fax: +886 2 26099303

3.3. Antenna Information

No.	Antenna Part Number	Manufacture	Antenna Type	Frequency (MHz)	Max Gain (dBi)
1.	WA-F-LBLB-04-064 (Main)	INPAQ	FPCB	2400	1.57
				2450	1.41
				2500	1.55
				5100	2.85
				5400	3.13
				5800	3.19
	WA-F-LBLB-04-064 (AUX)	INPAQ	FPCB	2400	1.81
				2450	1.07
				2500	1.79
				5100	3.09
				5400	3.02
				5800	2.66

3.4. EUT Specifications Assessed in Current Report

Mode	Fundamental Range (MHz)	Channel Number	Modulation	Data Rate (Mbps)
802.11b	2412-2472	13	DSSS (DBPSK/DQPSK/CCK)	Up to 11
802.11g		13	OFDM (BPSK/QPSK/16QAM/64QAM)	Up to 54
802.11n-HT20				Up to 144.4
802.11n-HT40	2422-2462	9	OFDM (BPSK/QPSK/16QAM/64QAM)	Up to 300
802.11ax-HE20	2412-2472	13	OFDMA (BPSK/ QPSK/ 16QAM/ 64QAM/ 256QAM/1024QAM)	Up to 287
802.11ax-HE40	2422-2462	9		Up to 574
BLE	2402-2480	40	GFSK (1M, 2M, PHY Coded S8, PHY Coded S2)	Up to 2

This test report may be reproduced in full only. The document may only be updated by Audix Technology Corp. personnel. Any changes will be noted in the Document History section of the report.

Audix Technology Corp.
No. 53-11, Dingfu, Linkou, Dist.,
New Taipei City244, Taiwan
Tel: +886 2 26099301
Fax: +886 2 26099303

Channel List			
802.11 b/g/n-HT20/ax-HE20		802.11n-HT40/ax-HE40	
Channel Number	Frequency (MHz)	Channel Number	Frequency (MHz)
1	2412	3	2422
2	2417	4	2427
3	2422	5	2432
4	2427	6	2437
5	2432	7	2442
6	2437	8	2447
7	2442	9	2452
8	2447	10	2457
9	2452	11	2462
10	2457	---	
11	2462		
12	2467		
13	2472		

Channel List							
BLE							
Channel Number	Frequency (MHz)	Channel Number	Frequency (MHz)	Channel Number	Frequency (MHz)	Channel Number	Frequency (MHz)
37	2402	09	2422	18	2442	28	2462
00	2404	10	2424	19	2444	29	2464
01	2406	38	2426	20	2446	30	2466
02	2408	11	2428	21	2448	31	2468
03	2410	12	2430	22	2450	32	2470
04	2412	13	2432	23	2452	33	2472
05	2414	14	2434	24	2454	34	2474
06	2416	15	2436	25	2456	35	2476
07	2418	16	2438	26	2458	36	2478
08	2420	17	2440	27	2460	39	2480

This test report may be reproduced in full only. The document may only be updated by Audix Technology Corp. personnel. Any changes will be noted in the Document History section of the report.

Audix Technology Corp.
No. 53-11, Dingfu, Linkou, Dist.,
New Taipei City244, Taiwan
Tel: +886 2 26099301
Fax: +886 2 26099303

RMS Output Power (dBm)						
Channel	802.11b	802.11g	802.11n-HT20	802.11ax-HE20	802.11n-HT40	802.11ax-HE40
1	19.35	16.91	17.13	17.03	---	---
2	19.96	17.94	18.43	18.26		
3	20.01	18.02	18.38	18.28	16.83	16.69
4	19.98	17.99	18.41	18.31	15.78	15.56
5	19.99	17.92	18.43	18.34	15.83	15.64
6	20.1	18.06	18.48	18.35	15.74	15.52
7	20.04	19.74	20.15	20.05	17.63	17.46
8	20.00	18.24	18.68	18.54	17.77	17.58
9	19.98	18.18	18.64	18.52	16.19	15.99
10	20.02	18.21	18.60	18.49	12.49	12.27
11	19.08	17.47	17.74	17.64	4.01	3.63
12	18.18	14.79	14.91	14.80	---	---
13	13.08	1.52	2.58	2.5		

This test report may be reproduced in full only. The document may only be updated by Audix Technology Corp. personnel. Any changes will be noted in the Document History section of the report.

Audix Technology Corp.
No. 53-11, Dingfu, Linkou, Dist.,
New Taipei City244, Taiwan
Tel: +886 2 26099301
Fax: +886 2 26099303

3.5. Descriptions of Key Components

3.5.1. For the All Component Lists

Item	Supplier	Model / Type	Character
System	Microsoft	Win10 Home	---
	Microsoft	Win10 Pro	---
Main Board	LG	17Z990/995 Main B/D	Manufacturer: #1 HannstarBoardTech(Jiang Yin)Corp.,Ltd. #2 Elec&Eltek Company (MCO) Limited
SUB Board	LG	17Z990 SUB B/D	Manufacturer: #1 HannstarBoardTech(Jiang Yin)Corp.,Ltd. #2 Elec&Eltek Company (MCO) Limited.
CPU (Socket:FCBGA1528)	Intel	i5-10210U	1.6GHz, up to 4.2GHz
		i7-10510U	1.8GHz, up to 4.9GHz
17” LCD Panel	LG Display	LP170WQ1(SP)(A1)	Resolution: 2560 x 1600, 60Hz WQXGA IPS (Normal Non touch)
Storage (SSD)	Samsung	MZ-VLB2560	256GB
		MZ-VLB5120	512GB
Memory (RAM)	SK hynix	-	8GB DDR4
	Samsung	-	8GB DDR4
	SK hynix	-	8GB DDR4 SODIMM (on Card)
Battery Pack	LG	LBS1224E	72Wh, DC7.7V, 9450mAh
WLAN Combo Card	Intel	AX201D2W	WLAN and BT, 2x2 CNVi 1216 FCC ID: PD9AX201NG IC: 1000M-AX201NG
WLAN Combo Antenna	LG (INPAQ)	WA-F-LBLB-04-064	FPCB Type Main: Black, Aux: Gray
Keyboard	LG	SN3870BL	17Z990 Black KBD
		SN3870BL1	17Z990 White KBD
Web Camera	Chicony	CKFIH2821005290LH	With two microphones
		CKFIH28-121005290LH	With One microphone
	Luxvisions	7BF109N2DC	With two microphones
		7BF109N2DD	With One microphone

This test report may be reproduced in full only. The document may only be updated by Audix Technology Corp. personnel. Any changes will be noted in the Document History section of the report.

Audix Technology Corp.
No. 53-11, Dingfu, Linkou, Dist.,
New Taipei City244, Taiwan
Tel: +886 2 26099301
Fax: +886 2 26099303

Item	Supplier	Model / Type	Character
LANGender (Type C to LAN)	SUZHOU MEC ELECTRONICS	80-5946-111	(White) 10/100 Megabit Ethernet (Black) 10/100 Megabit Ethernet
		80-5946-101	
	ARIN TECH CO. LTD	GD-08MF-36-WH-LP10	(White) 10/100Megabit Ethernet (Black) 10/100 Megabit Ethernet
		GD-08MF-36-BK-LP11	
	Type C to LAN: Shielded, Undetached, 0.12m		
	SUZHOU MEC ELECTRONICS	80-5946-200	(White) 10/100/1000 Megabit Ethernet (Black) 10/100/1000 Megabit Ethernet
		80-5946-210	
	Type C to LAN: Shielded, Undetached, 0.13m.		
AC Adapter (48W)	LG (HONOR)	ADS-48MS-19-2 19048E	I/P: AC 100-240V, 50-60Hz, 1.5A, O/P: DC 19V, 2.53A
	DC Power Cord: Non-Shielded, Undetached, 1.5m AC Power Cord: Non-Shielded, Detached, 1.55m (2C)		

Remark: For more detailed features description, please refer to the manufacturer's specifications or the user manual.

3.5.2. The EUT collocates with following worst components, which are used to establish a basic configuration of system during test:

SKU	
System	Microsoft, Win10 Home
Main Board	LG, 17Z990/995 Main B/D
SUB Board	LG, 17Z990 SUB B/D
CPU	Intel, i7-10510U
17" LCD Panel	LG Display, LP170WQ1(SP)(A1)
Storage (SSD)	Samsung, MZ-VLB5120, 512GB
Memory (RAM)	Samsung, 8GB
	SK Hynix, 8GB (On Card)
Battery Pack	LG, LBS1224E
WLAN Combo Card	Intel, AX201D2W
WLAN Combo Antenna	LG (INPAQ), WA-F-LBLB-04-064
Keyboard	LG, SN3870BL1
Web Camera	Chicony, CKFIH2821005290LH
LAN Gender (Type C to LAN)	SUZHOU MEC ELECTRONICS, 80-5946-200
AC Adapter	LG (HONOR), ADS-48MS-19-2 19048E

This test report may be reproduced in full only. The document may only be updated by Audix Technology Corp. personnel. Any changes will be noted in the Document History section of the report.

Audix Technology Corp.
No. 53-11, Dingfu, Linkou, Dist.,
New Taipei City244, Taiwan

Tel: +886 2 26099301
Fax: +886 2 26099303

3.6. Test Configuration

Mode	Duty Cycle (x)	T (ms)	Duty Cycle Factor (dB)
802.11b	1.00	8.35	N/A
802.11g	0.98	2.079	N/A
802.11n-HT20	0.99	3.97	N/A
802.11n-HT40	0.99	3.96	N/A
802.11ax-HE20	0.99	3.95	N/A
802.11ax-HE40	0.98	3.93	N/A
BLE	---	0.390	---

Note: When duty cycle is less than 98% (0.98) that duty cycle factor 10log(1/x) is needed to add in conducted test items measured in average detector.

Mode	Duty Cycle (x)
802.11b	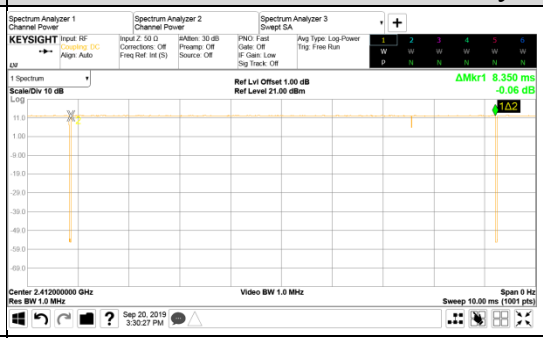 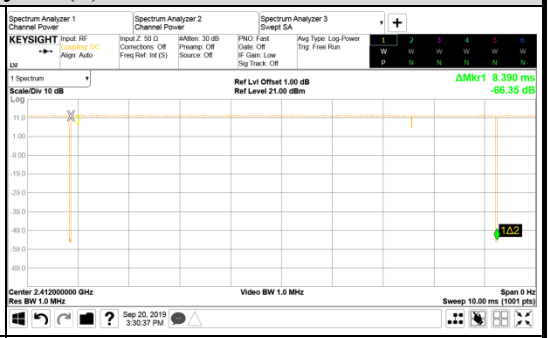
802.11g	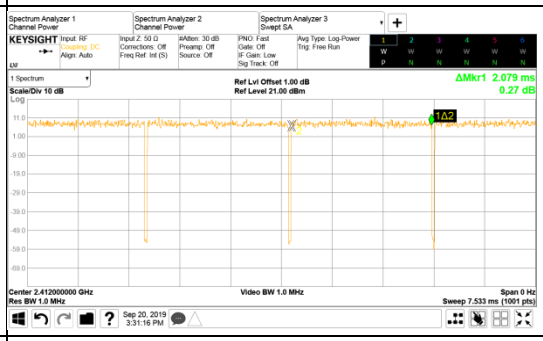 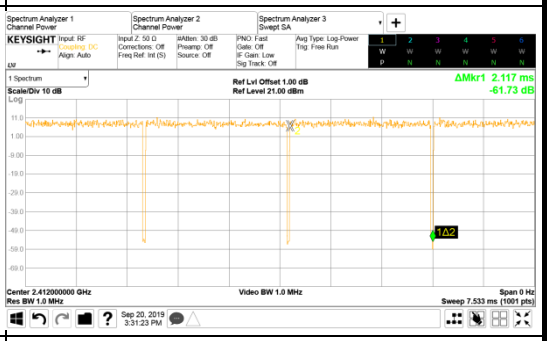
802.11n-HT20	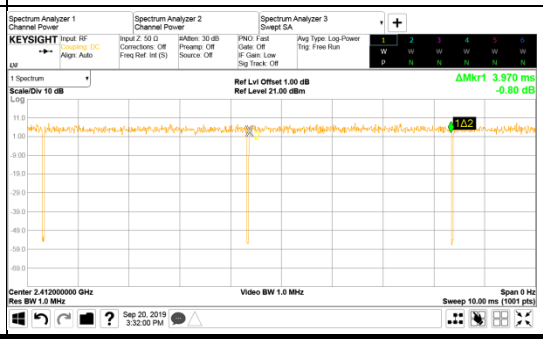 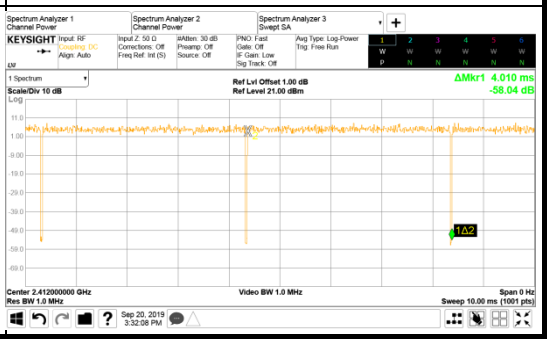

This test report may be reproduced in full only. The document may only be updated by Audix Technology Corp. personnel. Any changes will be noted in the Document History section of the report.

Audix Technology Corp.
No. 53-11, Dingfu, Linkou, Dist.,
New Taipei City244, Taiwan

Tel: +886 2 26099301
Fax: +886 2 26099303

Mode	Duty Cycle (x)	
802.11n-HT40	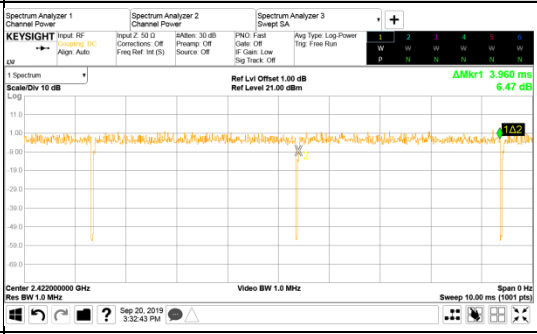	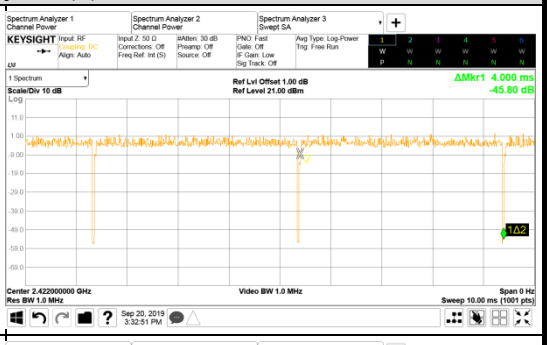
802.11ax-HE20	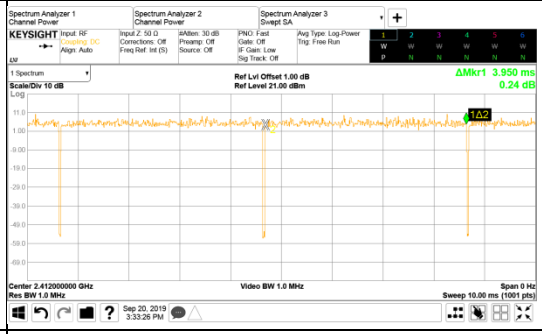	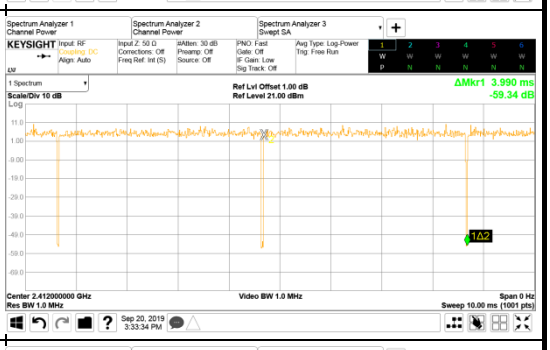
802.11ax-HE40	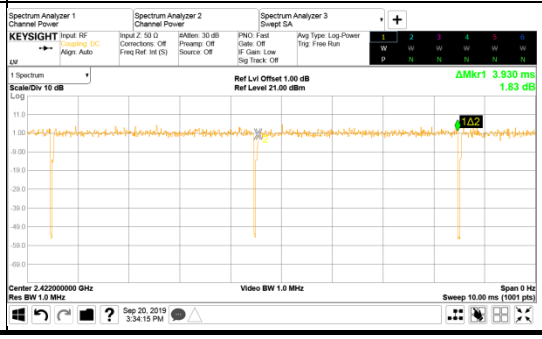	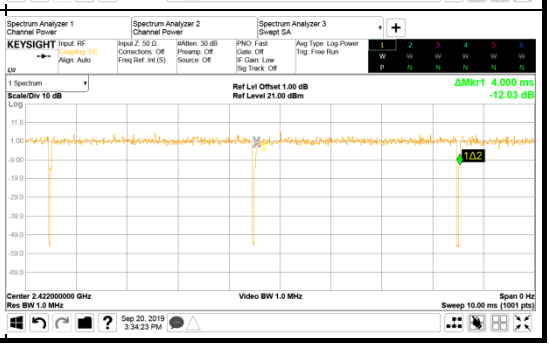

Mode	T (ms)
BLE	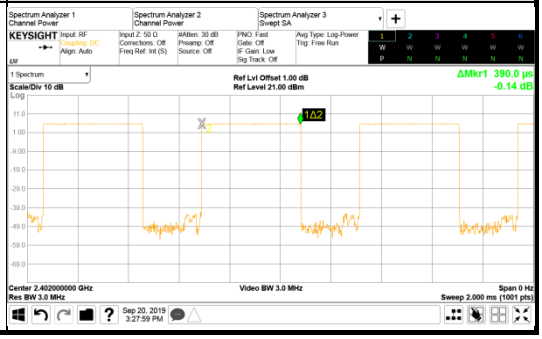

This test report may be reproduced in full only. The document may only be updated by Audix Technology Corp. personnel. Any changes will be noted in the Document History section of the report.

Audix Technology Corp.
No. 53-11, Dingfu, Linkou, Dist.,
New Taipei City244, Taiwan
Tel: +886 2 26099301
Fax: +886 2 26099303

AC Conduction
Normal operation

Item		Mode	Data Rate	Test Channel
Radiated Test Case	Radiated Band Edge Note1	802.11b	1Mbps	1/2/10/11/12/13
		802.11g	6Mbps	1/2/10/11/12/13
		802.11n-HT20	MCS8	1/2/10/11/12/13
		802.11n-HT40	MCS8	3/4/8/9/10/11
		802.11ax-HE20	HE0	1/2/10/11/12/13
		802.11ax-HE40	HE0	3/4/8/9/10/11
		BLE	1Mbps	37/39
	Radiated Spurious Emission Note1 & 2	802.11b	1Mbps	7
		802.11g	6Mbps	10
		802.11n-HT20	MCS8	7
		802.11n-HT40	MCS8	7
		802.11ax-HE20	HE0	7
		802.11ax-HE40	HE0	7
		BLE	1Mbps	37/17/39

Item		Mode	RU Config	Test Channel
Radiated Test Case	Radiated Band Edge Note1	802.11ax-HE20	26/0	1
			52/37	
			106/53	
			26/8	13
			52/40	
			106/54	
		802.11ax-HE40	242/61	3
			242/62	11

This test report may be reproduced in full only. The document may only be updated by Audix Technology Corp. personnel. Any changes will be noted in the Document History section of the report.

Audix Technology Corp.
No. 53-11, Dingfu, Linkou, Dist.,
New Taipei City244, Taiwan
Tel: +886 2 26099301
Fax: +886 2 26099303

Item		Mode	Data Rate	Test Channel
Conducted Test Case	6dB/Occupied Bandwidth	802.11b	1Mbps	1/7/11/13
		802.11g	6Mbps	1/7/11/13
		802.11n-HT20	MCS8	1/7/11/13
		802.11n-HT40	MCS8	3/7/9/11
		802.11ax-HE20	HE0	1/7/11/13
		802.11ax-HE40	HE0	3/7/9/11
		BLE	1Mbps	37/17/39
	Peak Output Power	802.11b	1Mbps	1/2/7/10/11/12/13
		802.11g	6Mbps	1/2/7/10/11/12/13
		802.11n-HT20	MCS8	1/2/7/10/11/12/13
		802.11n-HT40	MCS8	3/4/7/8/9/10/11
		802.11ax-HE20	HE0	1/2/7/10/11/12/13
		802.11ax-HE40	HE0	3/4/7/8/9/10/11
		BLE	1Mbps	37/17/39
			2Mbps	37/17/39
			PHY Coded S2	37/17/39
			PHY Coded S8	37/17/39
	Band Edge	802.11b	1Mbps	1/11/13
		802.11g	6Mbps	1/11/13
		802.11n-HT20	MCS8	1/11/13
		802.11n-HT40	MCS8	3/9/11
		802.11ax-HE20	HE0	1/11/13
		802.11ax-HE40	HE0	3/9/11
		BLE	1Mbps	37/39
	Spurious Emission	802.11b	1Mbps	1/7/11/13
		802.11g	6Mbps	1/7/11/13
		802.11n-HT20	MCS8	1/7/11/13
		802.11n-HT40	MCS8	3/7/9/11
		802.11ax-HE20	HE0	1/7/11/13
		802.11ax-HE40	HE0	3/7/9/11
		BLE	1Mbps	37/17/39
	Peak Power Spectral Density	802.11b	1Mbps	1/7/11/13
		802.11g	6Mbps	1/7/11/13
		802.11n-HT20	MCS8	1/7/11/13
		802.11n-HT40	MCS8	3/7/9/11
		802.11ax-HE20	HE0	1/7/11/13
		802.11ax-HE40	HE0	3/7/9/11
		BLE	1Mbps	37/17/39

This test report may be reproduced in full only. The document may only be updated by Audix Technology Corp. personnel. Any changes will be noted in the Document History section of the report.

Audix Technology Corp.
No. 53-11, Dingfu, Linkou, Dist.,
New Taipei City244, Taiwan
Tel: +886 2 26099301
Fax: +886 2 26099303

Item		Mode	Data Rate	RU Configuration	Test Channel
Conducted Test Case	6dB/Occupied Bandwidth	802.11ax-HE20	HE0	26/0	1
				52/37	
				106/53	
			HE0	26/8	13
				52/40	
				106/54	
		802.11ax-HE40	HE0	242/61	3
			HE0	242/62	11
	Peak Output Power	802.11ax-HE20	HE0	26/0	1
				52/37	
				106/53	
			HE0	26/8	13
				52/40	
				106/5	
		802.11ax-HE40	HE0	242/61	3
			HE0	242/62	11
	Peak Power Spectral Density	802.11ax-HE20	HE0	26/0	1
				52/37	
				106/53	
			HE0	26/8	13
				52/40	
				106/54	
		802.11ax-HE40	HE0	242/61	3
			HE0	242/62	11

Note 1: ☐Mobile Device
■Portable Device, and 3 axis were assessed. The worst scenario for Radiated Spurious Emission as follow: ■Lie ☐Side ☐Stand

Note 2: Low, mid, and high channels were measured, only the worst channel of each modulation was presented in this report.

Note 3: The modulation and bandwidth are similar for 802.11n mode for HT20/HT40 and 802.11ac mode for VHT20/VHT40, therefore investigated worst case to representative mode in the test report.

Note 4: The data rates were selected based on preliminary testing that identified those rate as the worst case for output power.

This test report may be reproduced in full only. The document may only be updated by Audix Technology Corp. personnel. Any changes will be noted in the Document History section of the report.

Audix Technology Corp.
No. 53-11, Dingfu, Linkou, Dist.,
New Taipei City244, Taiwan
Tel: +886 2 26099301
Fax: +886 2 26099303

3.7. Tested Supporting System List

3.7.1. Support Peripheral Unit

No.	Product	Brand	Model No.	Serial No.	Approval
1.	LCD Monitor	LG	22LK330-DB	N/A	N/A
2.	USB Mouse	ASUS	MOBTUO	N/A	FCC By DoC
3.	Earphone	APPLE	N/A	N/A	N/A

3.7.2. Cable Lists

No.	Cable Description Of The Above Support Units
1.	HDMI Cable: Shielded, Detachable, 1.8m AC Power Cord: Unshielded, Detachable, 1.8m
2.	USB Cable: Unshielded, Undetachable, 1.8m
3.	Earphone Cable: Unshielded, Undetachable, 0.9m

3.8. Setup Configuration

3.8.1. EUT Configuration for Power Line & Radiated Emission

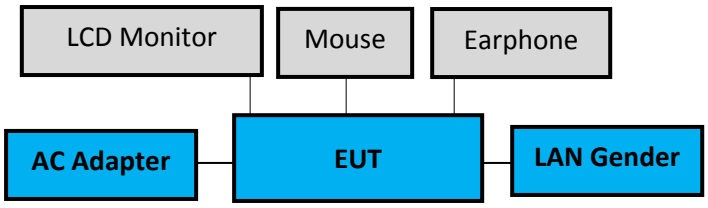

3.8.2. EUT Configuration for RF Conducted Test Items

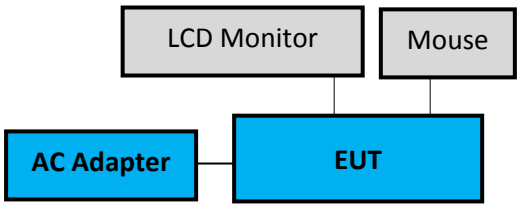

3.9. Operating Condition of EUT

Test program "DRTU" is used for enabling EUT BT or WLAN function under continues transmitting and choosing data rate/ channel.
[Chain 0 is aux port (A Button in DRTU) Chain 1 is main port (B Button in DRTU)].

This test report may be reproduced in full only. The document may only be updated by Audix Technology Corp. personnel. Any changes will be noted in the Document History section of the report.

Audix Technology Corp.
No. 53-11, Dingfu, Linkou, Dist.,
New Taipei City244, Taiwan

Tel: +886 2 26099301
Fax: +886 2 26099303

3.10.Description of Test Facility

Name of Test Firm	Audix Technology Corporation / EMC Department No. 53-11, Dingfu, Linkou Dist., New Taipei City 244, Taiwan Tel: +886-2-26092133 Fax: +886-2-26099303 Website : www.audixtech.com Contact e-mail: attemc_report@audixtech.com
Accreditations	The laboratory is accredited by following organizations under ISO/IEC 17025:2017 (1) NVLAP(USA) NVLAP Lab Code 200077-0 (2) TAF(Taiwan) No. 1724
Test Facilities	FCC OET Designation Number under APEC MRA by NCC is : TW1724 ISED CAB Identifier Number under APEC TEL MRA by NCC is TW1724 (1) No.8 Shielded Room (2) No.1 3m Semi Anechoic Chamber

This test report may be reproduced in full only. The document may only be updated by Audix Technology Corp. personnel. Any changes will be noted in the Document History section of the report.

Audix Technology Corp.
No. 53-11, Dingfu, Linkou, Dist.,
New Taipei City244, Taiwan
Tel: +886 2 26099301
Fax: +886 2 26099303

3.11.Measurement Uncertainty

Test Items/Facilities		Frequency Range	Uncertainty
Conduction Test		9kHz-150kHz	±3.7dB
		150kHz-30MHz	±3.5dB
Radiation Test	No.1 3m Semi Anechoic Chamber	30MHz-200MHz, 3m, Horizontal	±4.1dB
		200MHz-1000MHz, 3m, Horizontal	±3.9dB
		30MHz-200MHz, 3m, Vertical	±4.2dB
		200MHz-1000MHz, 3m, Vertical	±4.1dB
		1GHz-6GHz, 3m	±4.2dB
		6GHz-18GHz, 3m	±4.6dB
	No.3 3m Semi Anechoic Chamber	30MHz-200MHz, 3m, Horizontal	±3.9dB
		200MHz-1000MHz, 3m, Horizontal	±3.9dB
		30MHz-200MHz, 3m, Vertical	±4.4dB
		200MHz-1000MHz, 3m, Vertical	±4.1dB
	No.4 3m Semi Anechoic Chamber	30MHz-200MHz, 3m, Horizontal	±4.3dB
		200MHz-1000MHz, 3m, Horizontal	±4.0dB
		30MHz-200MHz, 3m, Vertical	±4.3dB
		200MHz-1000MHz, 3m, Vertical	±4.4dB
		1GHz-6GHz, 3m	±4.5dB
		6GHz-18GHz, 3m	±4.6dB
	No.5 3m Semi Anechoic Chamber	30MHz-200MHz, 3m, Horizontal	±4.0dB
		200MHz-1000MHz, 3m, Horizontal	±3.9dB
		30MHz-200MHz, 3m, Vertical	±4.2dB
		200MHz-1000MHz, 3m, Vertical	±4.3dB
		1GHz-6GHz, 3m	±4.3dB
		6GHz-18GHz, 3m	±4.7dB
	Fully Anechoic Chamber	30MHz~1000MHz	±4.7dB
		1GHz~18GHz	±5.3dB

Remark：Uncertainty = $ku_c(y)$

Test Item	Uncertainty
6dB Bandwidth	± 0.05kHz
Maximum peak output power	± 0.33dB
Power spectral density	± 0.13dB
Conducted Emission Limitations	± 0.13dB

This test report may be reproduced in full only. The document may only be updated by Audix Technology Corp. personnel. Any changes will be noted in the Document History section of the report.

Audix Technology Corp.
No. 53-11, Dingfu, Linkou, Dist.,
New Taipei City244, Taiwan
Tel: +886 2 26099301
Fax: +886 2 26099303

4. MEASUREMENT EQUIPMENT LIST

4.1. Conducted Emission Measurement

Item	Type	Manufacturer	Model No.	Serial No.	Cal. Date	Cal. Interval
1.	Test Receiver	R&S	ESR3	101774	2019. 01. 23	1 Year
2.	A.M.N.	R&S	ENV4200	100169	2019. 11. 13	1 Year
3.	L.I.S.N.	Kyoritsu	KNW-407	8-855-9	2019. 12. 10	1 Year
4.	Pulse Limiter	R&S	ESH3-Z2	100354	2019. 01. 12	1 Year
5.	Digital Thermo-Hygro Meter	iMax	HTC-1	No.8 S/R	2019. 04. 20	1 Year
6.	Test Software	Audix	e3	V6.120619c	N.C.R.	N.C.R.

4.2. Radiated Emission Measurement

Item	Type	Manufacturer	Model No.	Serial No.	Cal. Date	Cal. Interval
1.	Spectrum Analyzer	Keysight	N9020B-544	MY57120357	2019. 01.17	1 Year
2.	Test Receiver	R & S	ESCS30	100338	2019. 06. 12	1 Year
3.	Amplifier	HP	8447D	2944A06305	2019. 01. 30	1 Year
4.	Amplifier	HP	8449B	3008A00529	2019. 01. 23	1 Year
5.	Amplifier	Keysight	83051A	MY53010042	2019. 08. 08	1 Year
6.	Loop Antenna	R&S	HFH2-Z2	891847/27	2019.12. 26	2 Years
7.	Bilog Antenna	TESEQ	CBL6112D	33821	2019. 01. 19	1 Year
8.	Horn Antenna	EMCO	3115	9609-4927	2019. 06. 24	1 Year
9.	Horn Antenna	COM-POWER	AH-840	101092	2019 .05. 14	1 Year
10.	2.4GHz Notch Filter	K&L	7NSL10-2441.5/E130.5-O/O	1	2019. 07. 24	1 Year
11.	3GHz Notch Filter	Microwave	H3G018G1	484796	2019. 08. 21	1 Year
12.	Coaxial Cable	MIYAZAKI	5D2W	RE-11	2019. 02. 01	1 Year
13.	Coaxial Cable	HUBER+SUHNER	SUCOFLEX 106	54602/6	2019. 02. 01	1 Year
14.	Coaxial Cable	HUBER+ SUHNER	SUCOFLEX 102	No.1 18-40GHz Cable	2019.09.20	1 Year
15.	Digital Thermo-Hygro Meter	iMax	HTC-1	No.1 3m A/C	2019. 04. 20	1 Year
16.	Test Software	Audix	e3	V6.120619c	N.C.R.	N.C.R.

This test report may be reproduced in full only. The document may only be updated by Audix Technology Corp. personnel. Any changes will be noted in the Document History section of the report.

Audix Technology Corp.
No. 53-11, Dingfu, Linkou, Dist.,
New Taipei City244, Taiwan
Tel: +886 2 26099301
Fax: +886 2 26099303

4.3. RF Conducted Measurement

Item	Type	Manufacturer	Model No.	Serial No.	Cal. Date	Cal. Interval
1.	Spectrum Analyzer	Keysight	N9020B-544	MY57120357	2019. 01. 17	1 Year
2.	Power Meter	Anritsu	ML2495A	1145008	2019. 11. 06	1 Year
3.	Power Sensor	Anritsu	MA2411B	1126096	2019. 11. 06	1 Year
4.	Digital Thermo-Hygro Meter	Shenzhen Datronn Electronics	KT-905	RF	2019. 04. 20	1 Year

This test report may be reproduced in full only. The document may only be updated by Audix Technology Corp. personnel. Any changes will be noted in the Document History section of the report.

Audix Technology Corp.
No. 53-11, Dingfu, Linkou, Dist.,
New Taipei City244, Taiwan
Tel: +886 2 26099301
Fax: +886 2 26099303

5. CONDUCTED EMISSION

5.1. Block Diagram of Test Setup

5.1.1. Block Diagram of EUT

Indicated as section 3.8

5.1.2. Shielded Room Setup Diagram

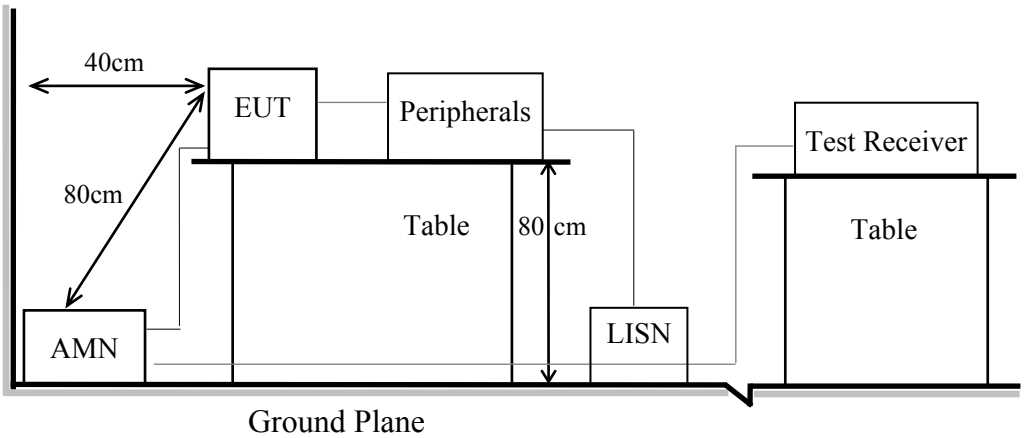

5.2. Conducted Emission Limit

Frequency	Conducted Limit	
	Quasi-Peak Level	Average Level
150kHz ~ 500kHz	66 ~ 56 dBμV	56 ~ 46 dBμV
500kHz ~ 5MHz	56 dBμV	46 dBμV
5MHz ~ 30MHz	60 dBμV	50 dBμV

Remark 1.: If the average limit is met when using a Quasi-Peak detector, the measurement using the average detector is not required.
2.: The lower limit applies to the band edges.

5.3. Test Procedure

5.3.1. To set up the EUT as indicated in ANSI C 63.10. The EUT was placed on the table which has 80 cm height to the ground and 40 cm distance to the conducting wall.

5.3.2. Power supplier of the EUT was connected to the AC mains through an Artificial Mains Network (A.M.N.).

5.3.3. The AC power supplies to all peripheral devices must be provided through line impedance stabilization network (L.I.S.N.)

5.3.4. Checking frequency range from 150 kHz to 30 MHz and record the emission which does not have 20 dB below limit.

5.4. Test Results

Please refer to Appendix A.

This test report may be reproduced in full only. The document may only be updated by Audix Technology Corp. personnel. Any changes will be noted in the Document History section of the report.

Audix Technology Corp.
No. 53-11, Dingfu, Linkou, Dist.,
New Taipei City244, Taiwan

Tel: +886 2 26099301
Fax: +886 2 26099303

6. RADIATED EMISSION

6.1. Block Diagram of Test Setup

6.1.1. Block Diagram of EUT

Indicated as section 3.8

6.1.2. Setup Diagram for 9kHz-30MHz

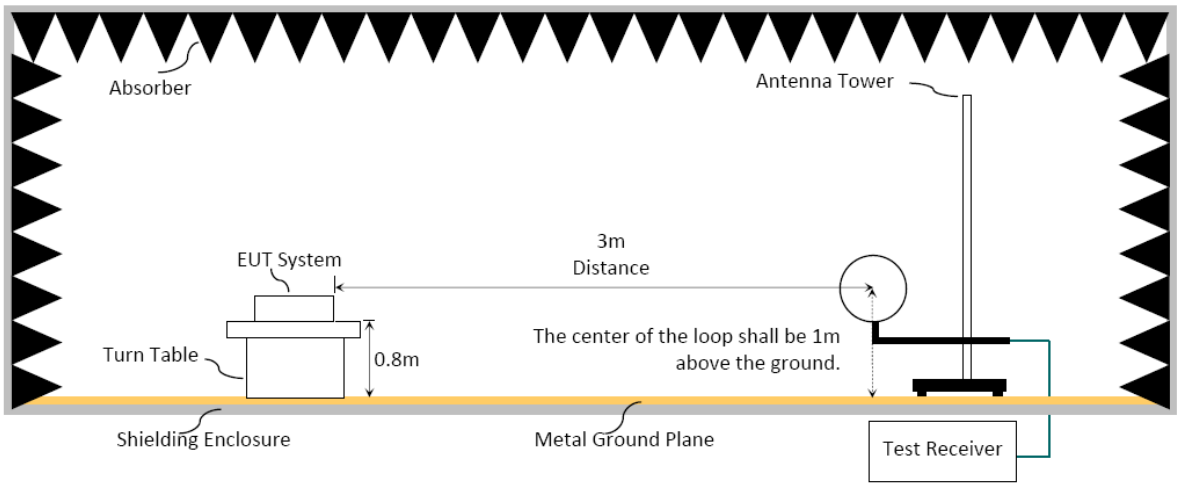

6.1.3. Setup Diagram for 30-1000 MHz

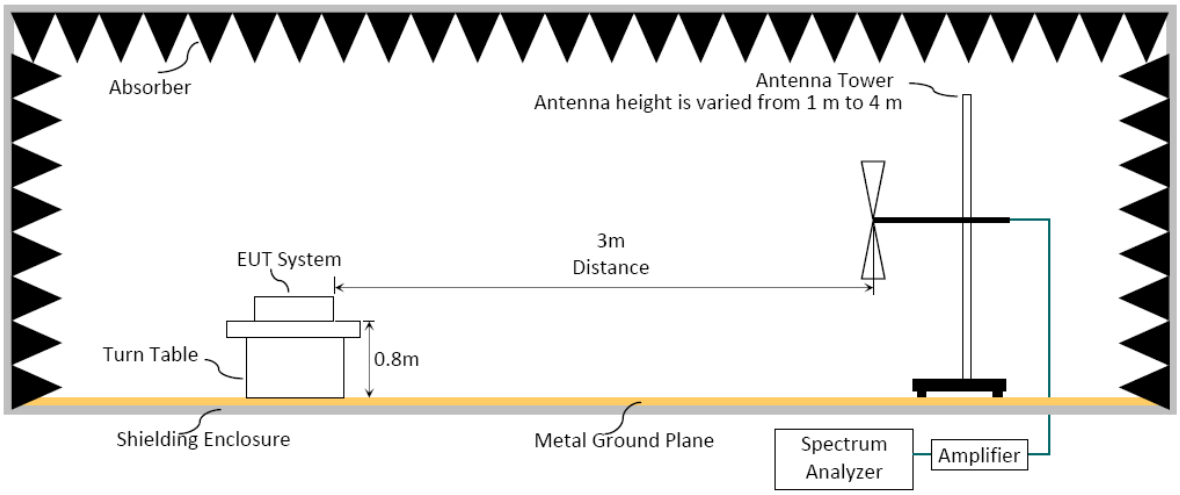

This test report may be reproduced in full only. The document may only be updated by Audix Technology Corp. personnel. Any changes will be noted in the Document History section of the report.

Audix Technology Corp.
No. 53-11, Dingfu, Linkou, Dist.,
New Taipei City244, Taiwan
Tel: +886 2 26099301
Fax: +886 2 26099303

6.1.4. Setup Diagram for above 1GHz

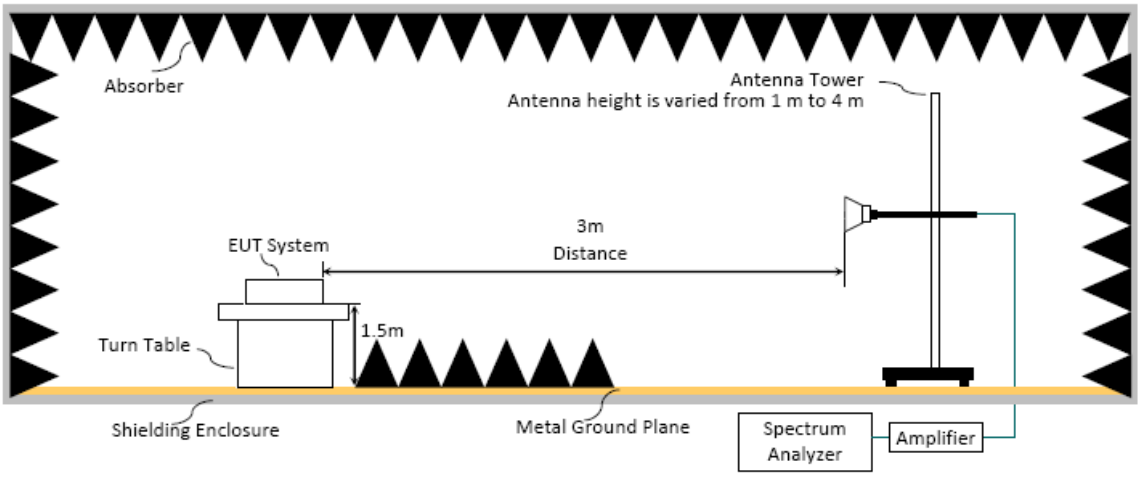

6.2. Radiated Emission Limits

In any 100kHz bandwidth outside the frequency band, the radio frequency power produced by the intentional radiator shall be at least 20dB below that in the 100kHz bandwidth within the band that contains the highest level. In addition, radiated emissions which fall in restricted bands, as defined in Section 15.205/RSS-Gen Section 8.10 table 6, must also comply with the radiated emission limits specified as below.

Frequency (MHz)	Distance (m)	Limits	
		dBμV/m	μV/m
0.009 - 0.490	300	67.6-20 log f(kHz)	2400/f kHz
0.490 - 1.705	30	87.6-20 log f(kHz)	24000/f kHz
1.705 - 30	30	29.5	30
30 - 88	3	40.0	100
88- 216	3	43.5	150
216- 960	3	46.0	200
Above 960	3	54.0	500
Above 1000	3	74.0 dBμV/m (Peak) 54.0 dBμV/m (Average)	

Remark：(1) dBμV/m = 20 log (μV/m)
(2) The tighter limit applies to the edge between two frequency bands.
(3) Distance refers to the distance in meters between the measuring instrument antenna and the closed point of any part of the device or system.
(4) Fundamental and emission fall within operation band are exempted from this section.
(5) Pursuant to ANSI C63.10: 6.6.4.3, if the maximized peak measured value complies with the average limit, then it is unnecessary to perform an average measurement.

This test report may be reproduced in full only. The document may only be updated by Audix Technology Corp. personnel. Any changes will be noted in the Document History section of the report.

Audix Technology Corp.
No. 53-11, Dingfu, Linkou, Dist.,
New Taipei City244, Taiwan
Tel: +886 2 26099301
Fax: +886 2 26099303

6.3. Test Procedure

Frequency Range 9kHz~30MHz:
The EUT setup on the turn table which has 0.8 m height to the ground. The turn table rotated 360 degrees and antenna fixed to 1 m to find the maximum emission level.
In order to find the maximum emission, all of the interface cables were manipulated according to ANSI C63.10-2013 regulation.

(1) RBW = 9kHz with peak and average detector.
(2) Detector: average and peak (9kHz-490kHz)
Q.P. (490kHz-30MHz)

Frequency Range 30MHz ~ 25GHz:
The EUT setup on the turn table which has 80 cm (for 30-1000 MHz) and 1.5m (for above 1GHz) height to the ground. The turn table rotated 360 degrees and antenna varied from 1 m to 4 m to find the maximum emission level. Both horizontal and vertical polarization are required. In order to find the maximum emission, all of the interface cables were manipulated according to ANSI C63.10-2013 regulation.

Frequency below 1 GHz:
Spectrum Analyzer is used for pre-testing with following setting:
(1)RBW = 120KHz
(2)VBW ≥ 3 x RBW.
(3)Detector = Peak.
(4)Sweep time = auto.
(5)Trace mode = max hold.
(6)Allow sweeps to continue until the trace stabilizes.
Note 1: When peak-detected value is lower than limit that the measurement using the Q.P. detector is not required, otherwise using Q.P. for final measurement.
Note 2: When the radiated emissions limits are expressed in terms of the average value of the emissions, and pulsed operation is employed, the measurement field strength shall be determined by averaging over one complete pulse train, including blanking intervals, as long as the pulse train does not exceed 0.1 seconds.

Frequency above 1GHz to 10th harmonic (up to 25 GHz):
Peak Detector:
(1)RBW = 1MHz
(2)VBW ≥ 3 x RBW.
(3)Detector = Peak.
(4)Sweep time = auto.
(5)Trace mode = max hold.
(6)Allow sweeps to continue until the trace stabilizes.
Note: When peak-detected value is lower than limit that the measurement using the average detector is not required, otherwise using average detector for final measurement.

This test report may be reproduced in full only. The document may only be updated by Audix Technology Corp. personnel. Any changes will be noted in the Document History section of the report.

Audix Technology Corp.
No. 53-11, Dingfu, Linkou, Dist.,
New Taipei City244, Taiwan
Tel: +886 2 26099301
Fax: +886 2 26099303

Average Detector:

■**Option 1:**

(1)RBW = 1MHz

(2)VBW ≥ 1/ T.

Modulation Type	T (ms)	1/ T (kHz)	VBW Setting (Hz)
BLE	0.90	1.111111	10Hz
802.11b	8.35	0.119760	10Hz
802.11g	2.079	0.481000	10Hz
802.11n-HT20	3.97	0.251889	10Hz
802.11n-HT40	3.96	0.252525	10Hz
802.11ax-HE20	3.95	0.253165	10Hz
802.11ax-HE40	3.93	0.254453	10Hz

N/A: 1/ T is not implemented when duty cycle presented in section 3.6 is ≥98 %.

(1)Detector = Peak.

(2)Sweep time = auto.

(3)Trace mode = max hold.

(4)Allow sweeps to continue until the trace stabilizes.

□**Option 2:**

Average Emission Level= Peak Emission Level+ D.C.C.F.

6.4. Measurement Result Explanation

■Peak Emission Level=Antenna Factor + Cable Loss + Meter Reading (including Preamp factor if test used)

■Average Emission Level l=Antenna Factor + Cable Loss + Meter Reading (including Preamp factor if test used)

□Average Emission Level= Peak Emission Level+ DCCF

Duty Cycle Correction Factor (DCCF)= 20log (TX_{on}/TX_{on+off}) presented in section 3.6

□ERP= Peak Emission Level-95.2dB-2.14dB

6.5. Test Results

Please refer to Appendix A.

This test report may be reproduced in full only. The document may only be updated by Audix Technology Corp. personnel. Any changes will be noted in the Document History section of the report.

Audix Technology Corp.
No. 53-11, Dingfu, Linkou, Dist.,
New Taipei City244, Taiwan

Tel: +886 2 26099301
Fax: +886 2 26099303

7. 6dB/OCCUPIED BANDWIDTH

7.1. Block Diagram of Test Setup

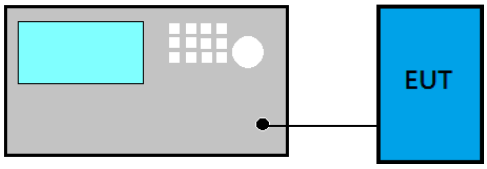

7.2. Specification Limits

The minimum 6dB bandwidth shall be at least 500kHz.

7.3. Test Procedure

Following measurement procedure is reference to ANSI C63.10:2013:

(1) Set RBW = 100 kHz.
(2) Set the video bandwidth (VBW) ≥ 3 × RBW.
(3) Detector = Peak.
(4) Trace mode = max hold.
(5) Sweep = auto couple.
(6) Allow the trace to stabilize.
(7) Setting channel bandwidth function x to -6dB or 99% power to record the final bandwidth.

7.4. Test Results

Please refer to Appendix A

This test report may be reproduced in full only. The document may only be updated by Audix Technology Corp. personnel. Any changes will be noted in the Document History section of the report.

Audix Technology Corp.
No. 53-11, Dingfu, Linkou, Dist.,
New Taipei City244, Taiwan
Tel: +886 2 26099301
Fax: +886 2 26099303

8. MAXIMUM PEAK OUTPUT POWER

8.1. Block Diagram of Test Setup

- For WLAN Function

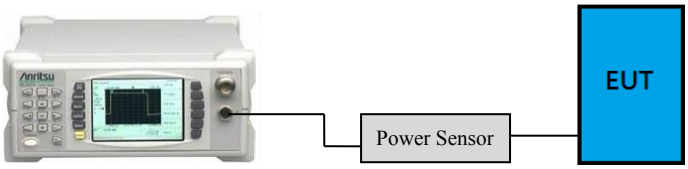

- For BLE Function

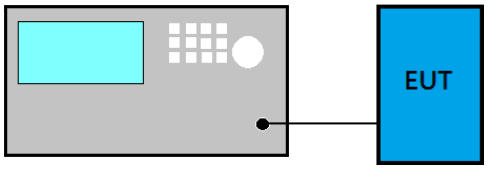

8.2. Specification Limits

The Limits of maximum Peak Output Power for digital modulation in 2400-2483.5MHz is : 1Watt. (30dBm), and E.I.R.P.: 4Watt (36dBm)

This test report may be reproduced in full only. The document may only be updated by Audix Technology Corp. personnel. Any changes will be noted in the Document History section of the report.

Audix Technology Corp.
No. 53-11, Dingfu, Linkou, Dist.,
New Taipei City244, Taiwan
Tel: +886 2 26099301
Fax: +886 2 26099303

8.3. Test Procedure

Following measurement procedure is reference to ANSI C63.10:2013:

■PKPM1 Peak power meter method:

EUT is connected to power sensor and record the maximum output power.

■Maximum peak conducted output power method:

(1) Set the RBW ≥ DTS bandwidth
(2) Set VBW ≥ 3 × RBW
(3) Set span ≥ 3 × RBW.
(4) Sweep time = auto couple
(5) Detector = peak.
(6) Trace mode = max hold.
(7) Allow trace to fully stabilize.
(8) Use peak marker function to determine the peak amplitude level.

■Method AVGPM (Measurement using an RF average power meter):

EUT is connected to power sensor and record the maximum average output power and duty cycle factor is added when duty cycle presented in section 3.7 is < 98%.

□Method AVGSA-2 (Spectrum channel power)

(1) Set span to at least 1.5 times the OBW
(2) Set RBW = 1 -5% of OBW
(3) Set the video bandwidth (VBW) ≥ 3 × RBW.
(4) Detector = RMS.
(5) Trace mode = trace average at least 100 traces
(6) Sweep = auto couple.
(7) Compute power by integrating the spectrum across the OBW of the signal using the instrument's band power measurement function with band limits set equal to the OBW band edges.
(8) Duty cycle factor is added when duty cycle presented in section 3.7 is < 98%.

8.4. Test Results

Please refer to Appendix A

This test report may be reproduced in full only. The document may only be updated by Audix Technology Corp. personnel. Any changes will be noted in the Document History section of the report.

Audix Technology Corp.
No. 53-11, Dingfu, Linkou, Dist.,
New Taipei City244, Taiwan
Tel: +886 2 26099301
Fax: +886 2 26099303

9. EMISSION LIMITATIONS

9.1. Block Diagram of Test Setup

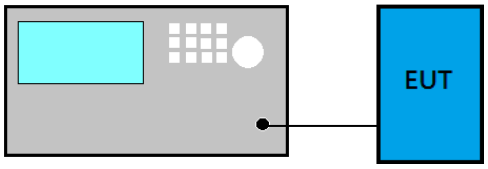

9.2. Specification Limits

In any 100kHz bandwidth outside the frequency band in which the spread spectrum or digitally modulated intentional radiator is operating, the radio frequency power that is produced by the intentional radiator shall be at least 20dB below that in the 100kHz bandwidth within the band that contains the highest level of the desired power, based on either an RF conducted or a radiated measurement. If the transmitter complies with the conducted power limits based on the use of RMS averaging over a time interval, that the required attenuation shall be 30 dB instead of 20 dB.

Attenuation below the general limits specified in Section 15.209(a)/RSS-Gen Section 8.9 table 4 is not required. In addition, radiated emissions which fall in restricted bands, as defined in Section 15.205(a)/RSS-Gen Section 8.10 table 6, must also comply with the radiated emission limits specified in Section 15.209(a)/RSS-Gen Section 8.9 table 4 (See Section 15.205(c)).

9.3. Test Procedure

Following measurement procedure is reference to ANSI C63.10:2013:

■Reference Level

(1) Set analyzer center frequency to DTS channel center frequency.
(2) Set the span to 1.5 times the DTS bandwidth.
(3) Set the RBW to: 100 kHz.
(4) Set the VBW ≥ 3 × RBW.
(5) Detector = peak.
(6) Sweep time = auto couple.
(7) Trace mode = max hold.
(8) Allow trace to fully stabilize to find the max PSD as reference level.

This test report may be reproduced in full only. The document may only be updated by Audix Technology Corp. personnel. Any changes will be noted in the Document History section of the report.

Audix Technology Corp.
No. 53-11, Dingfu, Linkou, Dist.,
New Taipei City244, Taiwan
Tel: +886 2 26099301
Fax: +886 2 26099303

■Emission Level Measurement

(1) Set analyzer center frequency to DTS channel center frequency.
(2) Set the span to 1.5 times the DTS bandwidth.
(3) Set the RBW to: 100 kHz.
(4) Set the VBW ≥ 3 × RBW.
(5) Detector = peak.
(6) Sweep time = auto couple.
(7) Trace mode = max hold.
(8) Allow trace to fully stabilize to find the max level.

9.4. Test Results

Please refer to Appendix A

This test report may be reproduced in full only. The document may only be updated by Audix Technology Corp. personnel. Any changes will be noted in the Document History section of the report.

Audix Technology Corp.
No. 53-11, Dingfu, Linkou, Dist.,
New Taipei City244, Taiwan
Tel: +886 2 26099301
Fax: +886 2 26099303

10. POWER SPECTRAL DENSITY

10.1. Block Diagram of Test Setup

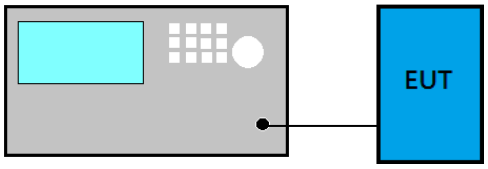

10.2. Specification Limits

The peak power spectral density conducted from the intentional radiator to the antenna shall not be greater than 8dBm in any 3kHz band.

10.3. Test Procedure

Following measurement procedure is reference to ANSI C63.10:2013:

■Method PKPSD (peak PSD)

(1) Set analyzer center frequency to DTS channel center frequency.
(2) Set the span to 1.5 times the DTS bandwidth.
(3) Set the RBW to: 3 kHz ≤ RBW ≤ 100 kHz.
(4) Set the VBW ≥ 3 × RBW.
(5) Detector = peak.
(6) Sweep time = auto couple.
(7) Trace mode = max hold.
(8) Allow trace to fully stabilize.
(9) Use the peak marker function to determine the maximum amplitude level.
(10) If measured value exceeds limit, reduce RBW (no less than 3 kHz) and repeat.

□Method AVGPSD-2

(1) Using peak PSD procedure step 1 to step 4.
(2) Detector= RMS detector
(3) Sweep time = auto couple
(4) Trace mode = trace averaging over a minimum of 100 traces
(5) Use the peak marker function to determine the maximum amplitude level.
(6) Duty cycle factor is added when duty cycle presented in section 3.7 < 98%.
(7) If measured value exceeds limit, reduce RBW (no less than 3 kHz) and repeat.

10.4. Test Results

Please refer to Appendix A

This test report may be reproduced in full only. The document may only be updated by Audix Technology Corp. personnel. Any changes will be noted in the Document History section of the report.

Audix Technology Corp.
No. 53-11, Dingfu, Linkou, Dist.,
New Taipei City244, Taiwan
Tel: +886 2 26099301
Fax: +886 2 26099303

11. DEVIATION TO TEST SPECIFICATIONS

【NONE】

This test report may be reproduced in full only. The document may only be updated by Audix Technology Corp. personnel. Any changes will be noted in the Document History section of the report.

Audix Technology Corp.
No. 53-11, Dingfu, Linkou, Dist.,
New Taipei City244, Taiwan

Tel: +886 2 26099301
Fax: +886 2 26099303

APPDNDIX A

TEST DATA AND PLOTS

(Model: 17Z995)

This test report may be reproduced in full only. The document may only be updated by Audix Technology Corp. personnel. Any changes will be noted in the Document History section of the report.

Audix Technology Corp.
No. 53-11, Dingfu, Linkou, Dist.,
New Taipei City244, Taiwan
Tel: +886 2 26099301
Fax: +886 2 26099303

TABLE OF CONTENTS

A.1 CONDUCTED EMISSION 2
A.2 RADIATED EMISSION 4
A.2.1 Emissions within Restricted Frequency Bands 4
A.2.2 Emissions outside the frequency band: 98
A.2.3 Emissions in Non-restricted Frequency Bands: 102
A.3 6dB/OCCUPIED BANDWIDTH 103
A.3.1 Emission Bandwidth Result 103
A.3.2 Measurement Plots 105
A.4 MAXIMUM PEAK OUTPUT POWER 111
A.4.1 Peak Output Power 111
A.4.2 Average Output Power (Reporting only) 120
A.4.3 Measurement Plots 128
A.5 EMISSION LIMITATIONS 130
A.6 POWER SPECTRAL DENSITY 157
A.6.1 Power Spectral Density Result 157
A.6.2 Measurement Plots 159

This test report may be reproduced in full only. The document may only be updated by Audix Technology Corp. personnel. Any changes will be noted in the Document History section of the report.

Audix Technology Corp.
No. 53-11, Dingfu, Linkou, Dist.,
New Taipei City244, Taiwan

Tel: +886 2 26099301
Fax: +886 2 26099303

A.1 CONDUCTED EMISSION

Test Date	2019/12/30	Temp./Hum.	25℃/58%
Test Voltage	AC 120V 60Hz (Via AC Adapter)	Tested By	Chucky Chiu

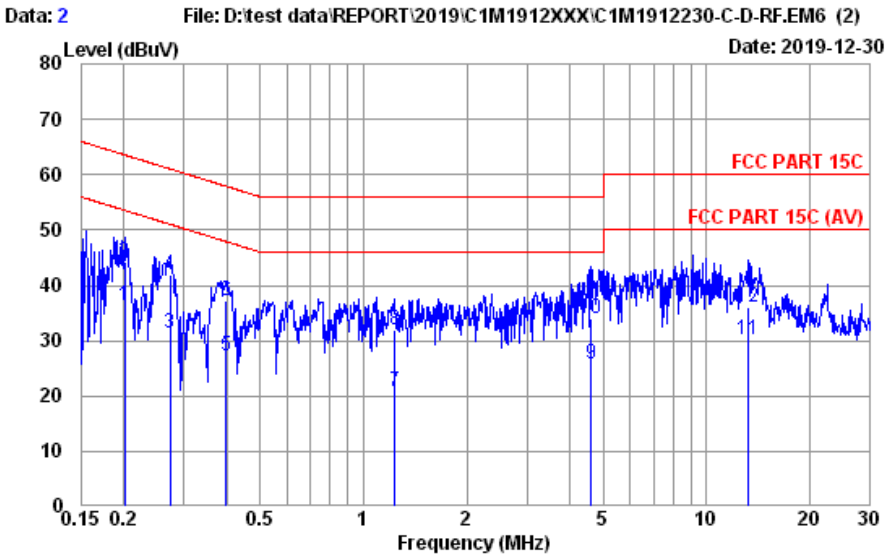

Site no. : No.8 Shielded Room
Condition : ENV4200 (169)(A)
Limit : FCC PART 15C
Env. / Ins. : 25°C / 58% ESR3 (1774)
EUT : 17Z995
Power Rating : 120Vac/60Hz
Test Mode : Operating

Data no. : 2
LISN Phase : NEUTRAL
Engineer : Chucky Chiu

	Freq. (MHz)	ISN. Factor (dB)	Cable Loss (dB)	Pulse Att. (dB)	Reading (dBμV)	Emission Level (dBμV)	Limits (dBμV)	Margin (dB)	Remark
1	0.202	10.65	0.04	9.86	15.90	36.45	53.54	17.09	Average
2	0.202	10.65	0.04	9.86	23.83	44.38	63.54	19.16	QP
3	0.273	10.59	0.04	9.86	10.93	31.42	51.03	19.61	Average
4	0.273	10.59	0.04	9.86	21.50	41.99	61.03	19.04	QP
5	0.398	10.52	0.04	9.86	6.94	27.36	47.90	20.54	Average
6	0.398	10.52	0.04	9.86	16.84	37.26	57.90	20.64	QP
7	1.236	10.51	0.06	9.86	0.32	20.75	46.00	25.25	Average
8	1.236	10.51	0.06	9.86	11.65	32.08	56.00	23.92	QP
9	4.598	10.79	0.10	9.87	5.14	25.90	46.00	20.10	Average
10	4.598	10.79	0.10	9.87	13.34	34.10	56.00	21.90	QP
11	13.197	12.31	0.15	9.91	7.90	30.27	50.00	19.73	Average
12	13.197	12.31	0.15	9.91	13.77	36.14	60.00	23.86	QP

Remarks: 1. Emission Level= ISN. Factor + Cable Loss + Pulse Att. + Reading.
2. If the average limit is met when useing a quasi-peak detector, the EUT shall be deemed to meet both limits and measurement with average detector is unnecessary.

This test report may be reproduced in full only. The document may only be updated by Audix Technology Corp. personnel. Any changes will be noted in the Document History section of the report.

Audix Technology Corp.
No. 53-11, Dingfu, Linkou, Dist.,
New Taipei City244, Taiwan

Tel: +886 2 26099301
Fax: +886 2 26099303

Test Date	2019/12/30	Temp./Hum.	25℃/58%
Test Voltage	AC 120V 60Hz (Via AC Adapter)	Tested By	Chucky Chiu

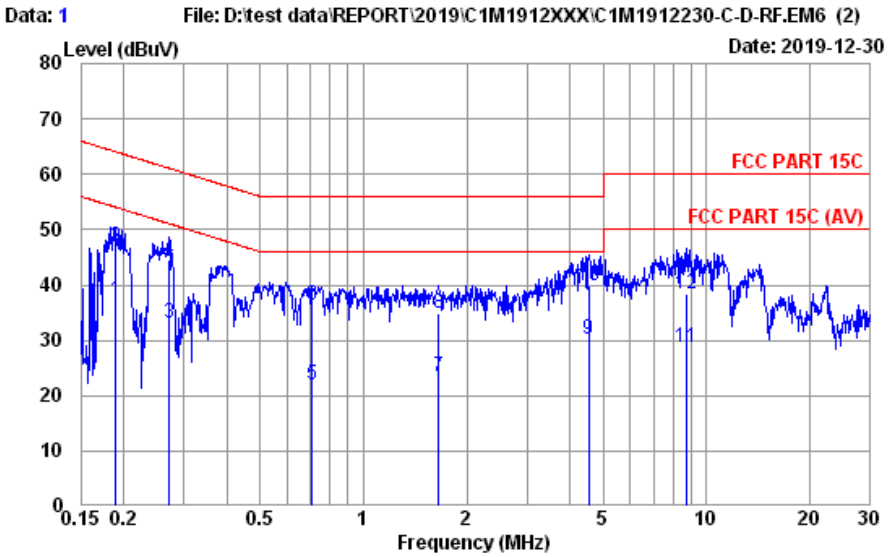


```
Site no.      : No.8 Shielded Room          Data no.   : 1
Condition     : ENV4200 (169)(A)           LISN Phase : LINE
Limit         : FCC PART 15C
Env. / Ins.   : 25*C / 58% ESR3 (1774)      Engineer   : Chucky Chiu
EUT           : 17Z995
Power Rating  : 120Vac/60Hz
Test Mode     : Operating
```

	Freq. (MHz)	ISN. Factor (dB)	Cable Loss (dB)	Pulse Att. (dB)	Reading (dBμV)	Emission Level (dBμV)	Limits (dBμV)	Margin (dB)	Remark
1	0.189	10.62	0.04	9.86	16.62	37.14	54.06	16.92	Average
2	0.189	10.62	0.04	9.86	26.44	46.96	64.06	17.10	QP
3	0.272	10.56	0.04	9.86	12.73	33.19	51.07	17.88	Average
4	0.272	10.56	0.04	9.86	24.16	44.62	61.07	16.45	QP
5	0.708	10.48	0.05	9.86	1.51	21.90	46.00	24.10	Average
6	0.708	10.48	0.05	9.86	15.81	36.20	56.00	19.80	QP
7	1.654	10.50	0.06	9.86	3.11	23.53	46.00	22.47	Average
8	1.654	10.50	0.06	9.86	14.55	34.97	56.00	21.03	QP
9	4.525	10.69	0.10	9.87	9.48	30.14	46.00	15.86	Average
10	4.525	10.69	0.10	9.87	19.23	39.89	56.00	16.11	QP
11	8.776	11.13	0.13	9.89	7.50	28.65	50.00	21.35	Average
12	8.776	11.13	0.13	9.89	17.31	38.46	60.00	21.54	QP

Remarks: 1. Emission Level= ISN. Factor + Cable Loss + Pulse Att. + Reading.
2. If the average limit is met when useing a quasi-peak detector, the EUT shall be deemed to meet both limits and measurement with average detector is unnecessary.

This test report may be reproduced in full only. The document may only be updated by Audix Technology Corp. personnel. Any changes will be noted in the Document History section of the report.

Audix Technology Corp.
No. 53-11, Dingfu, Linkou, Dist.,
New Taipei City244, Taiwan
Tel: +886 2 26099301
Fax: +886 2 26099303

A.2 RADIATED EMISSION

Test Date	2019/12/25~26	Temp./Hum.	22~23℃/50~55%
Test Voltage	AC 120V 60Hz (Via AC Adapter)	Tested By	Kuper Hsu

A.2.1 Emissions within Restricted Frequency Bands

A.2.1.1 Frequency 9kHz~30MHz

The emissions (9kHz~30MHz) not reported for there is no emission be found.

A.2.1.2 Frequency Below 1GHz

Mode	802.11n-HT20	Frequency	TX 2417MHz

Antenna at Horizontal Polarization

Emission Frequency (MHz)	Antenna Factor (dB/m)	Cable Loss (dB)	Meter Reading (dBμV)	Emission Level (dBμV/m)	Limits (dBμV/m)	Margin (dB)	Detector
48.43	15.45	1.54	7.68	24.67	40.00	15.33	Peak
93.05	16.05	2.20	6.40	24.65	43.50	18.85	Peak
239.52	18.30	3.84	5.87	28.01	46.00	17.99	Peak
431.58	22.83	6.17	3.41	32.41	46.00	13.59	Peak
865.17	27.04	8.27	1.40	36.71	46.00	9.29	Peak
970.90	27.87	8.87	1.71	38.45	54.00	15.55	Peak

Antenna at Vertical Polarization

Emission Frequency (MHz)	Antenna Factor (dB/m)	Cable Loss (dB)	Meter Reading (dBμV)	Emission Level (dBμV/m)	Limits (dBμV/m)	Margin (dB)	Detector
30.97	25.03	1.21	8.93	35.17	40.00	4.83	Peak
52.31	14.20	1.60	21.67	37.47	40.00	2.53	Peak
95.96	16.65	2.24	9.42	28.31	43.50	15.19	Peak
178.41	15.50	3.21	10.98	29.69	43.50	13.81	Peak
515.97	23.88	6.77	4.16	34.81	46.00	11.19	Peak
996.12	28.04	9.02	5.93	42.99	54.00	11.01	Peak

This test report may be reproduced in full only. The document may only be updated by Audix Technology Corp. personnel. Any changes will be noted in the Document History section of the report.

Audix Technology Corp.
No. 53-11, Dingfu, Linkou, Dist.,
New Taipei City244, Taiwan
Tel: +886 2 26099301
Fax: +886 2 26099303

Mode	BLE	Frequency	TX 2440MHz

Antenna at Horizontal Polarization

Emission Frequency (MHz)	Antenna Factor (dB/m)	Cable Loss (dB)	Meter Reading (dBμV)	Emission Level (dBμV/m)	Limits (dBμV/m)	Margin (dB)	Detector
141.55	17.49	2.79	4.10	24.38	43.50	19.12	Peak
216.24	17.15	3.60	7.46	28.21	46.00	17.79	Peak
335.55	20.76	4.99	4.34	30.09	46.00	15.91	Peak
664.38	25.21	7.20	2.15	34.56	46.00	11.44	Peak
983.51	27.94	8.95	2.19	39.08	54.00	14.92	Peak
141.55	17.49	2.79	4.10	24.38	43.50	19.12	Peak

Antenna at Vertical Polarization

Emission Frequency (MHz)	Antenna Factor (dB/m)	Cable Loss (dB)	Meter Reading (dBμV)	Emission Level (dBμV/m)	Limits (dBμV/m)	Margin (dB)	Detector
30.97	25.03	1.21	10.07	36.31	40.00	3.69	Peak
52.31	14.20	1.60	22.03	37.83	40.00	2.17	Peak
95.96	16.65	2.24	9.81	28.70	43.50	14.80	Peak
175.50	15.63	3.18	11.72	30.53	43.50	12.97	Peak
468.44	23.33	6.49	4.28	34.10	46.00	11.90	Peak
1000.00	28.07	9.04	8.85	45.96	54.00	8.04	Peak

This test report may be reproduced in full only. The document may only be updated by Audix Technology Corp. personnel. Any changes will be noted in the Document History section of the report.

Audix Technology Corp.
No. 53-11, Dingfu, Linkou, Dist.,
New Taipei City244, Taiwan
Tel: +886 2 26099301
Fax: +886 2 26099303

A.2.1.3 Frequency Above 1 GHz to 10th harmonics

Band Edge:

Mode	802.11b	Frequency	TX 2412MHz

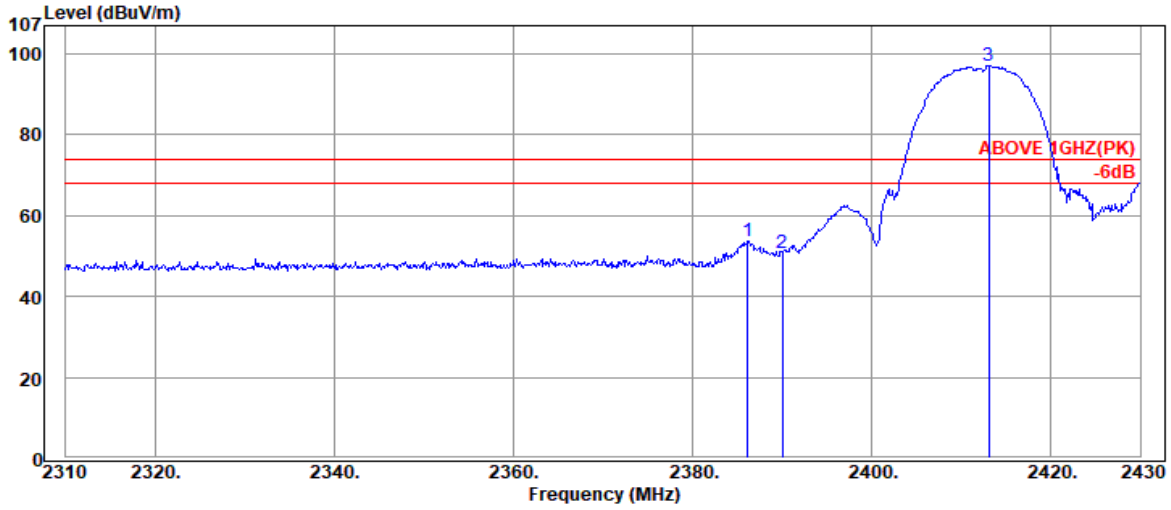

Antenna at Horizontal Polarization

	Emission Frequency (MHz)	Antenna Factor (dB/m)	Cable Loss (dB)	Meter Reading (dBμV)	Emission Level (dBμV/m)	Limits (dBμV/m)	Margin (dB)	Detector
	2386.20	28.29	6.02	19.24	53.55	74.00	20.45	Peak
	2390.04	28.32	6.03	16.34	50.69	74.00	23.31	Peak
@	2413.08	28.43	6.05	62.56	97.04	---	---	Peak

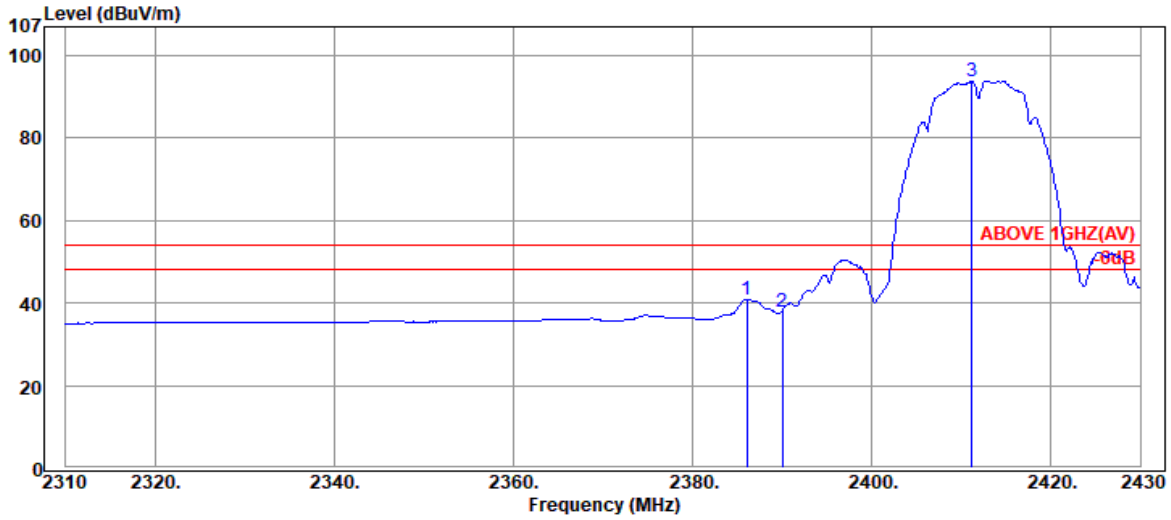

Antenna at Horizontal Polarization

	Emission Frequency (MHz)	Antenna Factor (dB/m)	Cable Loss (dB)	Meter Reading (dBμV)	Emission Level (dBμV/m)	Limits (dBμV/m)	Margin (dB)	Detector
	2386.08	28.29	6.02	6.66	40.97	54.00	13.03	Average
	2390.04	28.32	6.03	3.69	38.04	54.00	15.96	Average
@	2411.16	28.42	6.05	59.34	93.81	---	---	Average

Remark: The "@" means fundamental frequency, it is ignored in this section.

This test report may be reproduced in full only. The document may only be updated by Audix Technology Corp. personnel. Any changes will be noted in the Document History section of the report.

Audix Technology Corp.
No. 53-11, Dingfu, Linkou, Dist.,
New Taipei City244, Taiwan
Tel: +886 2 26099301
Fax: +886 2 26099303

Mode	802.11b	Frequency	TX 2412MHz

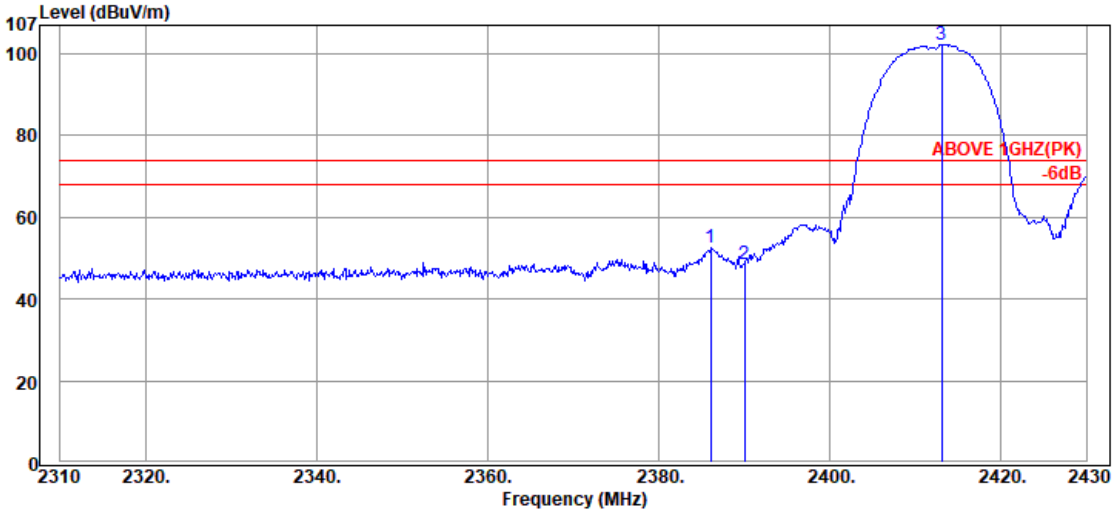

Antenna at Vertical Polarization

	Emission Frequency (MHz)	Antenna Factor (dB/m)	Cable Loss (dB)	Meter Reading (dBμV)	Emission Level (dBμV/m)	Limits (dBμV/m)	Margin (dB)	Detector
	2386.08	28.29	6.02	18.13	52.44	74.00	21.56	Peak
	2390.04	28.32	6.03	14.12	48.47	74.00	25.53	Peak
@	2413.08	28.43	6.05	67.84	102.32	---	---	Peak

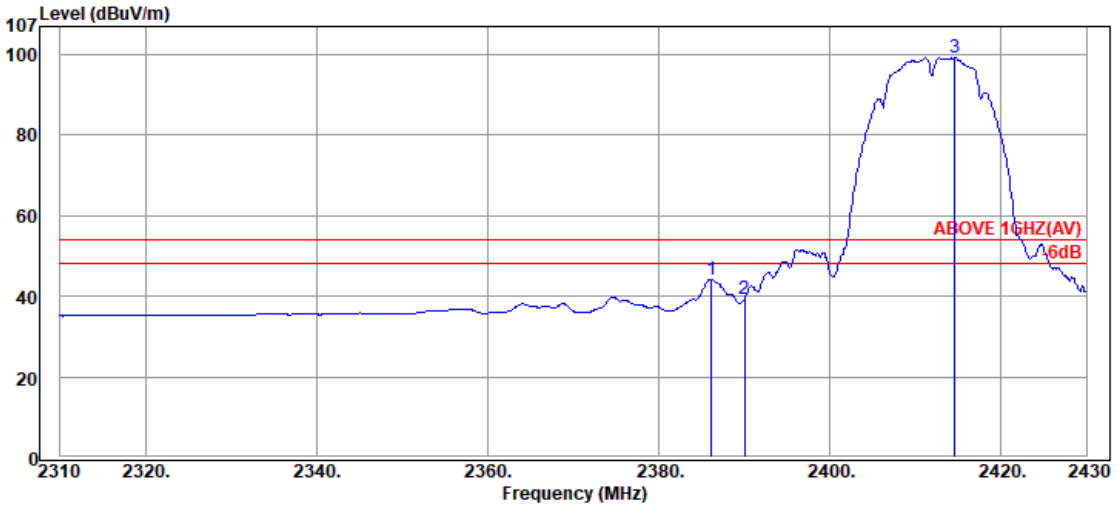

Antenna at Vertical Polarization

	Emission Frequency (MHz)	Antenna Factor (dB/m)	Cable Loss (dB)	Meter Reading (dBμV)	Emission Level (dBμV/m)	Limits (dBμV/m)	Margin (dB)	Detector
	2386.20	28.29	6.02	9.89	44.20	54.00	9.80	Average
	2390.04	28.32	6.03	5.05	39.40	54.00	14.60	Average
@	2414.64	28.43	6.05	64.72	99.20	---	---	Average

Remark: The "@" means fundamental frequency, it is ignored in this section.

This test report may be reproduced in full only. The document may only be updated by Audix Technology Corp. personnel. Any changes will be noted in the Document History section of the report.

Audix Technology Corp.
No. 53-11, Dingfu, Linkou, Dist.,
New Taipei City244, Taiwan
Tel: +886 2 26099301
Fax: +886 2 26099303

Mode	802.11b	Frequency	TX 2417MHz

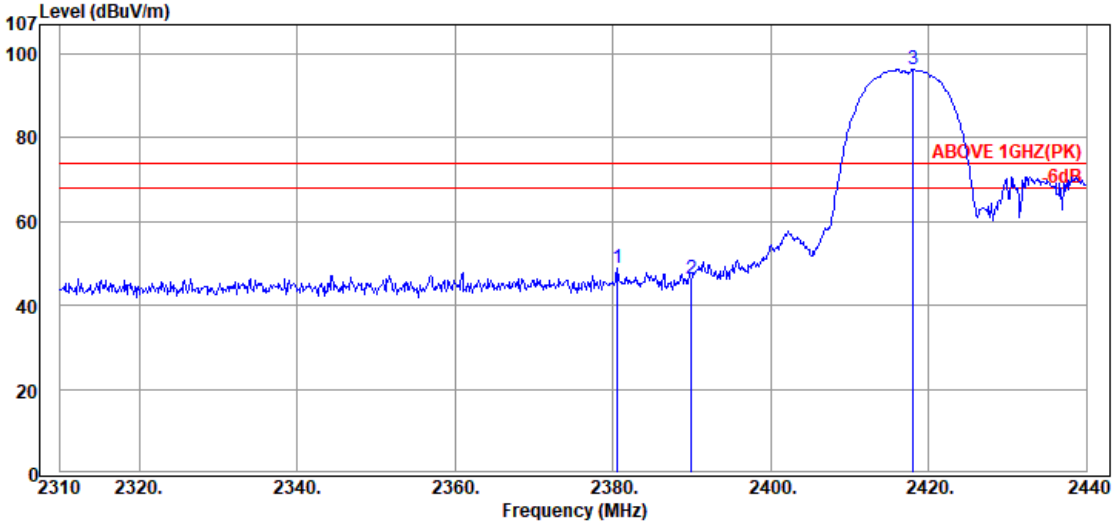

Antenna at Horizontal Polarization

	Emission Frequency (MHz)	Antenna Factor (dB/m)	Cable Loss (dB)	Meter Reading (dBμV)	Emission Level (dBμV/m)	Limits (dBμV/m)	Margin (dB)	Detector
	2380.59	28.24	6.01	14.50	48.75	74.00	25.25	Peak
	2389.95	28.32	6.02	11.86	46.20	74.00	27.80	Peak
@	2418.03	28.44	6.06	61.90	96.40	---	---	Peak

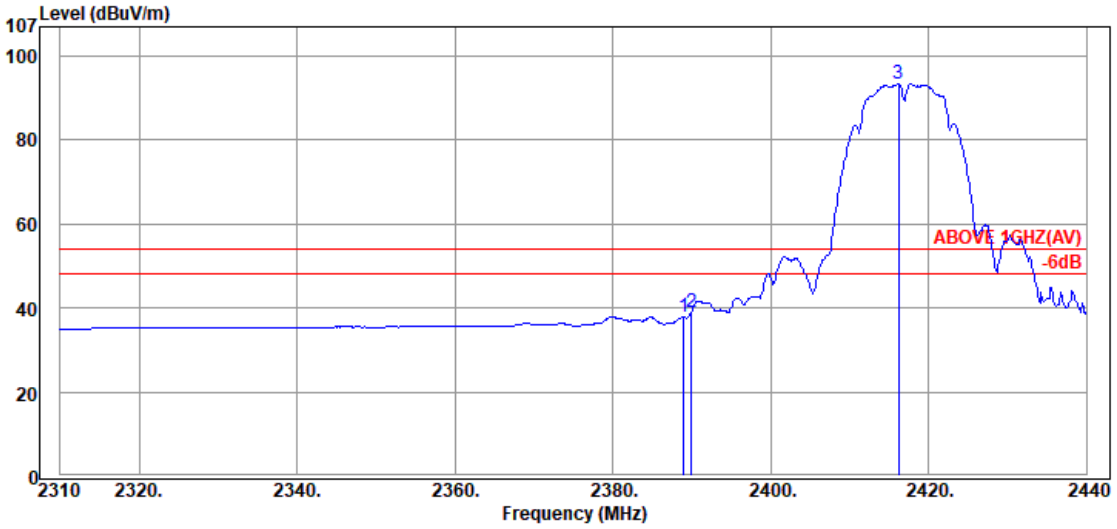

Antenna at Horizontal Polarization

	Emission Frequency (MHz)	Antenna Factor (dB/m)	Cable Loss (dB)	Meter Reading (dBμV)	Emission Level (dBμV/m)	Limits (dBμV/m)	Margin (dB)	Detector
	2389.04	28.31	6.02	3.58	37.91	54.00	16.09	Average
	2389.95	28.32	6.02	4.68	39.02	54.00	14.98	Average
@	2416.21	28.43	6.06	59.01	93.50	---	---	Average

Remark: The "@" means fundamental frequency, it is ignored in this section.

This test report may be reproduced in full only. The document may only be updated by Audix Technology Corp. personnel. Any changes will be noted in the Document History section of the report.

Audix Technology Corp.
No. 53-11, Dingfu, Linkou, Dist.,
New Taipei City244, Taiwan

Tel: +886 2 26099301
Fax: +886 2 26099303

Mode	802.11b	Frequency	TX 2417MHz

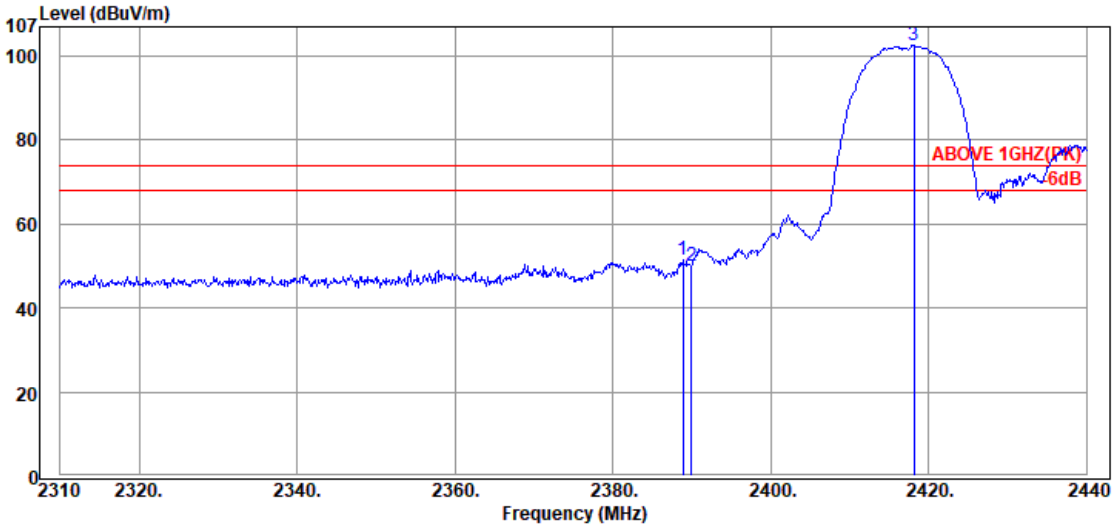

Antenna at Vertical Polarization

	Emission Frequency (MHz)	Antenna Factor (dB/m)	Cable Loss (dB)	Meter Reading (dBμV)	Emission Level (dBμV/m)	Limits (dBμV/m)	Margin (dB)	Detector
	2388.91	28.31	6.02	17.04	51.37	74.00	22.63	Peak
	2389.95	28.32	6.02	15.66	50.00	74.00	24.00	Peak
@	2418.16	28.44	6.06	68.03	102.53	---	---	Peak

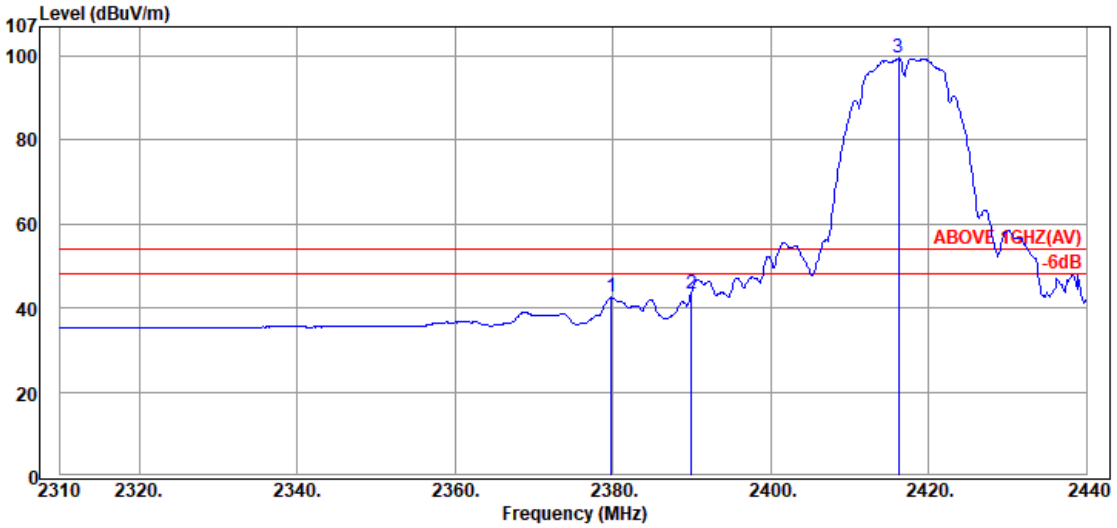

Antenna at Vertical Polarization

	Emission Frequency (MHz)	Antenna Factor (dB/m)	Cable Loss (dB)	Meter Reading (dBμV)	Emission Level (dBμV/m)	Limits (dBμV/m)	Margin (dB)	Detector
	2379.81	28.24	6.01	8.29	42.54	54.00	11.46	Average
	2389.95	28.32	6.02	8.88	43.22	54.00	10.78	Average
@	2416.21	28.43	6.06	65.01	99.50	---	---	Average

Remark: The "@" means fundamental frequency, it is ignored in this section.

This test report may be reproduced in full only. The document may only be updated by Audix Technology Corp. personnel. Any changes will be noted in the Document History section of the report.

Audix Technology Corp.
No. 53-11, Dingfu, Linkou, Dist.,
New Taipei City244, Taiwan
Tel: +886 2 26099301
Fax: +886 2 26099303

Mode	802.11b	Frequency	TX 2457MHz

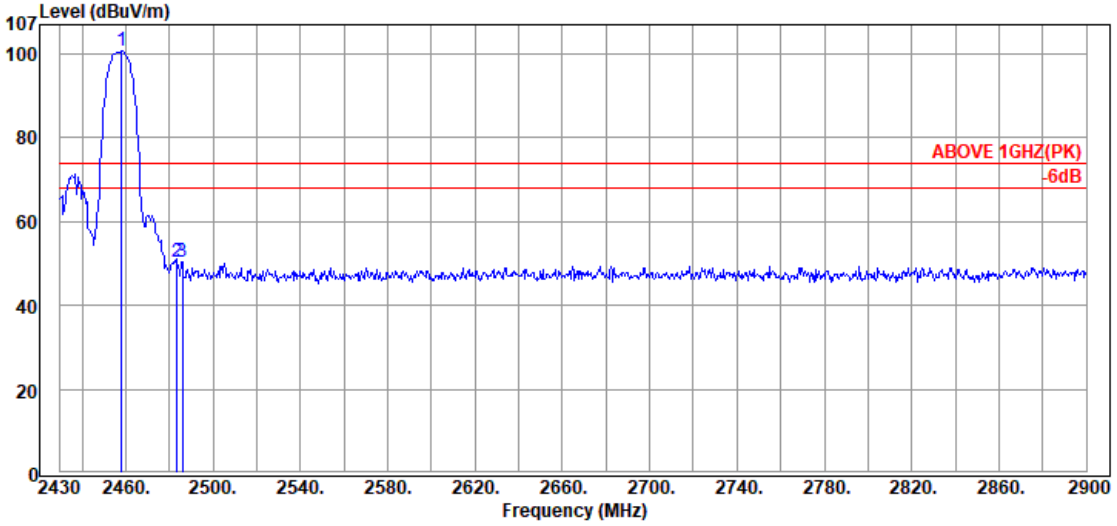

Antenna at Horizontal Polarization

	Emission Frequency (MHz)	Antenna Factor (dB/m)	Cable Loss (dB)	Meter Reading (dBμV)	Emission Level (dBμV/m)	Limits (dBμV/m)	Margin (dB)	Detector
@	2458.20	28.55	6.10	66.09	100.74	---	---	Peak
	2483.58	28.70	6.13	15.56	50.39	74.00	23.61	Peak
	2485.93	28.72	6.13	15.50	50.35	74.00	23.65	Peak

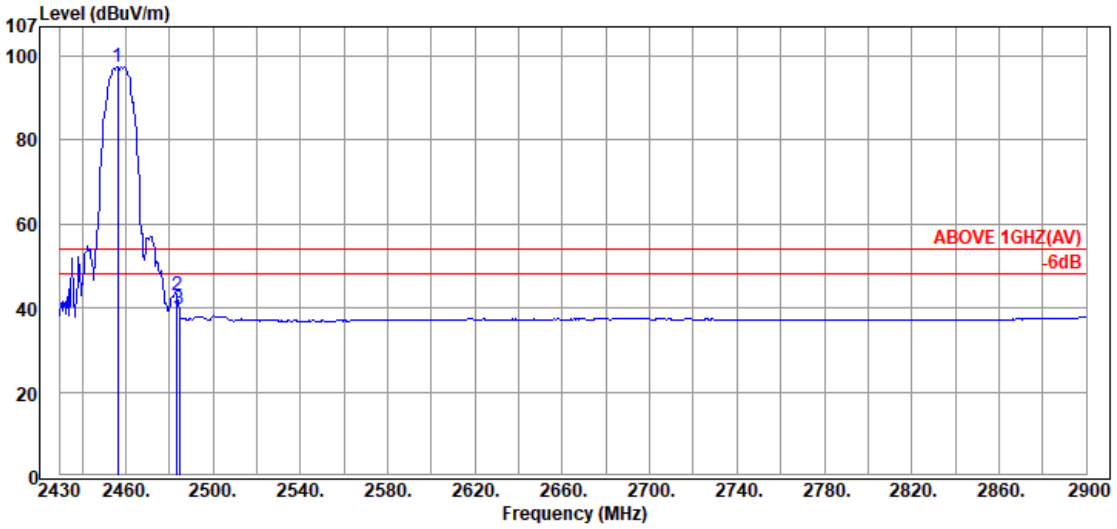

Antenna at Horizontal Polarization

	Emission Frequency (MHz)	Antenna Factor (dB/m)	Cable Loss (dB)	Meter Reading (dBμV)	Emission Level (dBμV/m)	Limits (dBμV/m)	Margin (dB)	Detector
@	2456.32	28.54	6.10	62.81	97.45	---	---	Average
	2483.58	28.70	6.13	8.09	42.92	54.00	11.08	Average
	2484.52	28.71	6.13	4.70	39.54	54.00	14.46	Average

Remark: The "@" means fundamental frequency, it is ignored in this section.

This test report may be reproduced in full only. The document may only be updated by Audix Technology Corp. personnel. Any changes will be noted in the Document History section of the report.

Audix Technology Corp.
No. 53-11, Dingfu, Linkou, Dist.,
New Taipei City244, Taiwan

Tel: +886 2 26099301
Fax: +886 2 26099303

Mode	802.11b	Frequency	TX 2457MHz

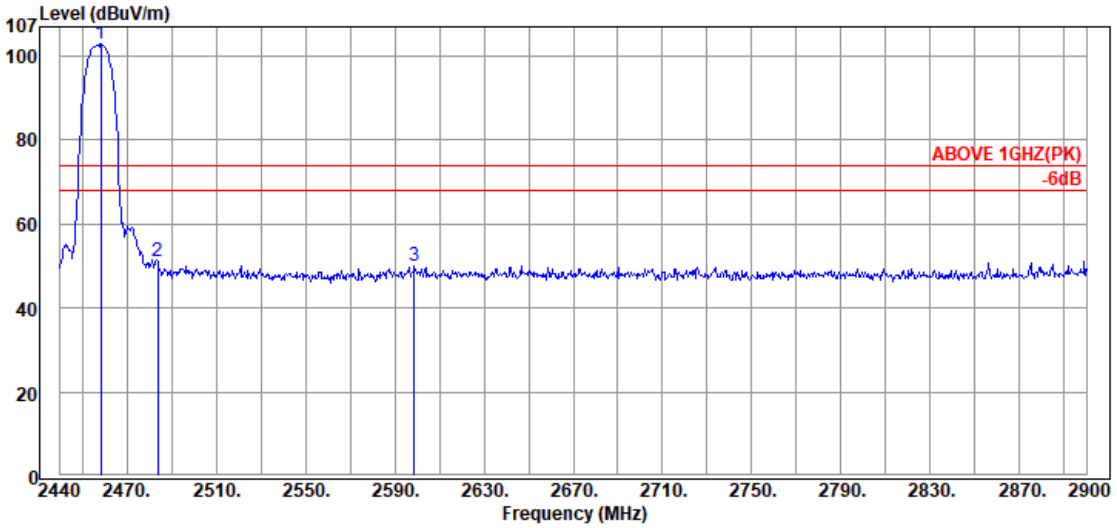

Antenna at Vertical Polarization

	Emission Frequency (MHz)	Antenna Factor (dB/m)	Cable Loss (dB)	Meter Reading (dBμV)	Emission Level (dBμV/m)	Limits (dBμV/m)	Margin (dB)	Detector
@	2458.40	28.55	6.10	68.27	102.92	---	---	Peak
	2483.70	28.70	6.13	16.15	50.98	74.00	23.02	Peak
	2598.70	29.09	6.28	14.81	50.18	74.00	23.82	Peak

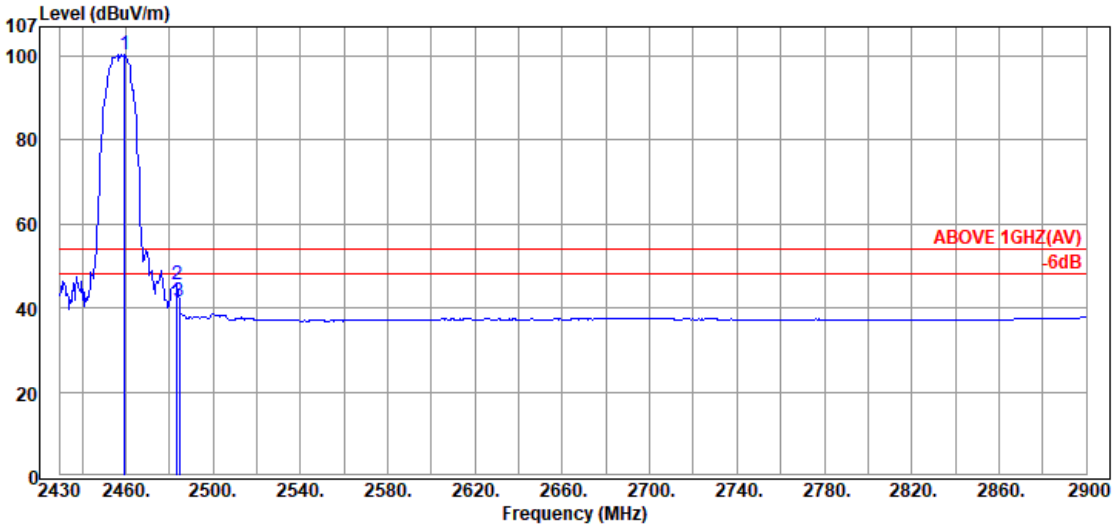

Antenna at Vertical Polarization

	Emission Frequency (MHz)	Antenna Factor (dB/m)	Cable Loss (dB)	Meter Reading (dBμV)	Emission Level (dBμV/m)	Limits (dBμV/m)	Margin (dB)	Detector
@	2459.61	28.56	6.10	65.65	100.31	---	---	Average
	2483.58	28.70	6.13	10.60	45.43	54.00	8.57	Average
	2484.52	28.71	6.13	6.74	41.58	54.00	12.42	Average

Remark: The "@" means fundamental frequency, it is ignored in this section.

This test report may be reproduced in full only. The document may only be updated by Audix Technology Corp. personnel. Any changes will be noted in the Document History section of the report.

Audix Technology Corp.
No. 53-11, Dingfu, Linkou, Dist.,
New Taipei City244, Taiwan
Tel: +886 2 26099301
Fax: +886 2 26099303

Mode	802.11b	Frequency	TX 2462MHz

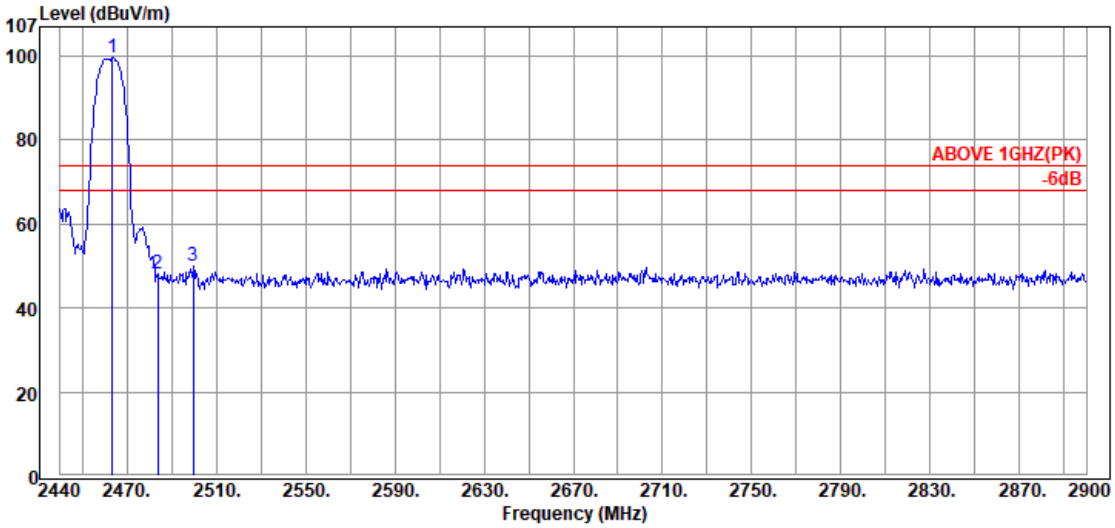

Antenna at Horizontal Polarization

	Emission Frequency (MHz)	Antenna Factor (dB/m)	Cable Loss (dB)	Meter Reading (dBμV)	Emission Level (dBμV/m)	Limits (dBμV/m)	Margin (dB)	Detector
@	2463.46	28.58	6.11	65.11	99.80	---	---	Peak
	2483.70	28.70	6.13	13.52	48.35	74.00	25.65	Peak
	2499.80	28.80	6.15	15.10	50.05	74.00	23.95	Peak

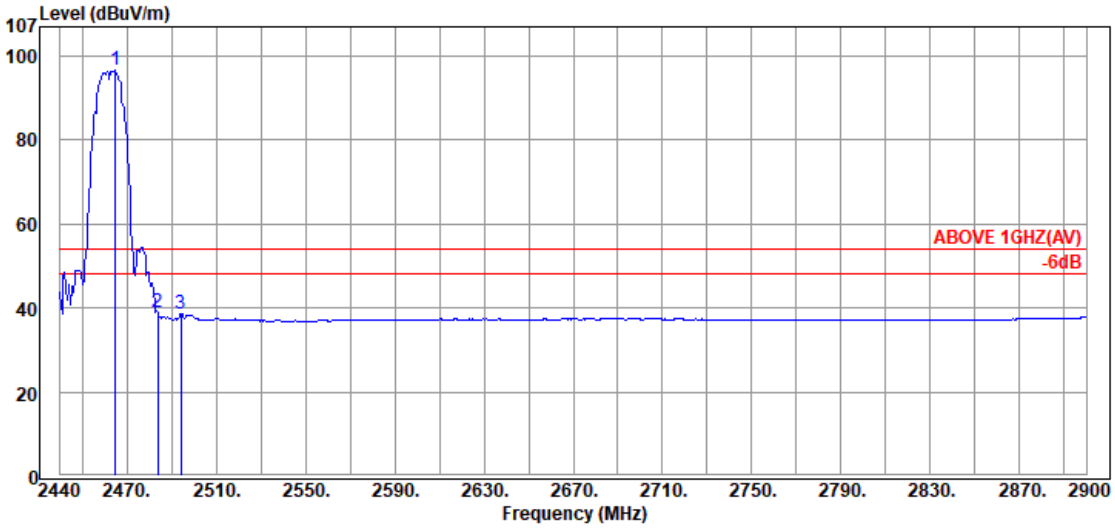

Antenna at Horizontal Polarization

	Emission Frequency (MHz)	Antenna Factor (dB/m)	Cable Loss (dB)	Meter Reading (dBμV)	Emission Level (dBμV/m)	Limits (dBμV/m)	Margin (dB)	Detector
@	2464.84	28.59	6.11	61.88	96.58	---	---	Average
	2483.70	28.70	6.13	4.30	39.13	54.00	14.87	Average
	2494.28	28.77	6.14	3.77	38.68	54.00	15.32	Average

Remark: The "@" means fundamental frequency, it is ignored in this section.

This test report may be reproduced in full only. The document may only be updated by Audix Technology Corp. personnel. Any changes will be noted in the Document History section of the report.

Audix Technology Corp.
No. 53-11, Dingfu, Linkou, Dist.,
New Taipei City244, Taiwan
Tel: +886 2 26099301
Fax: +886 2 26099303

Mode	802.11b	Frequency	TX 2462MHz

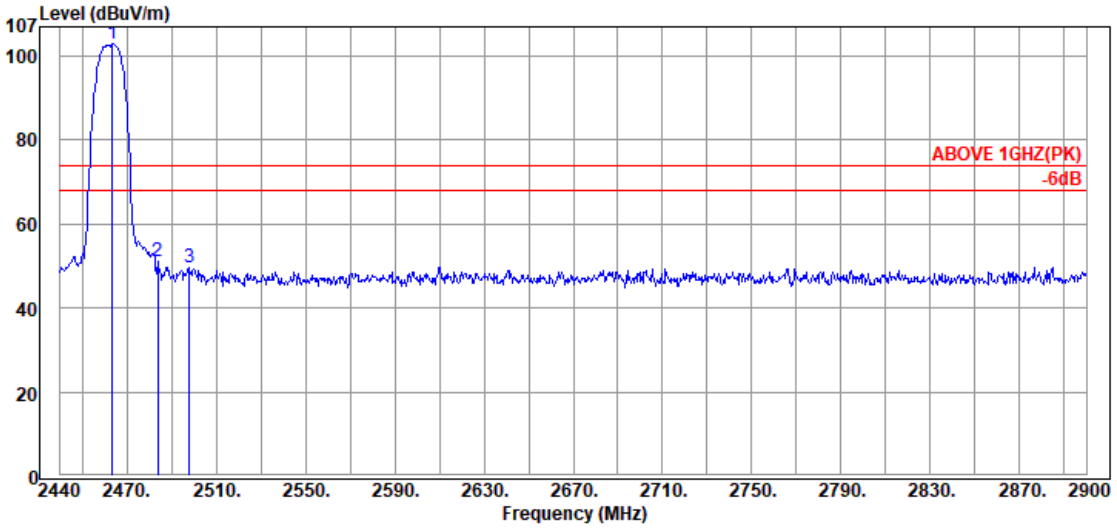

Antenna at Vertical Polarization

	Emission Frequency (MHz)	Antenna Factor (dB/m)	Cable Loss (dB)	Meter Reading (dBμV)	Emission Level (dBμV/m)	Limits (dBμV/m)	Margin (dB)	Detector
@	2463.46	28.58	6.11	68.43	103.12	---	---	Peak
	2483.70	28.70	6.13	16.22	51.05	74.00	22.95	Peak
	2497.96	28.79	6.15	14.62	49.56	74.00	24.44	Peak

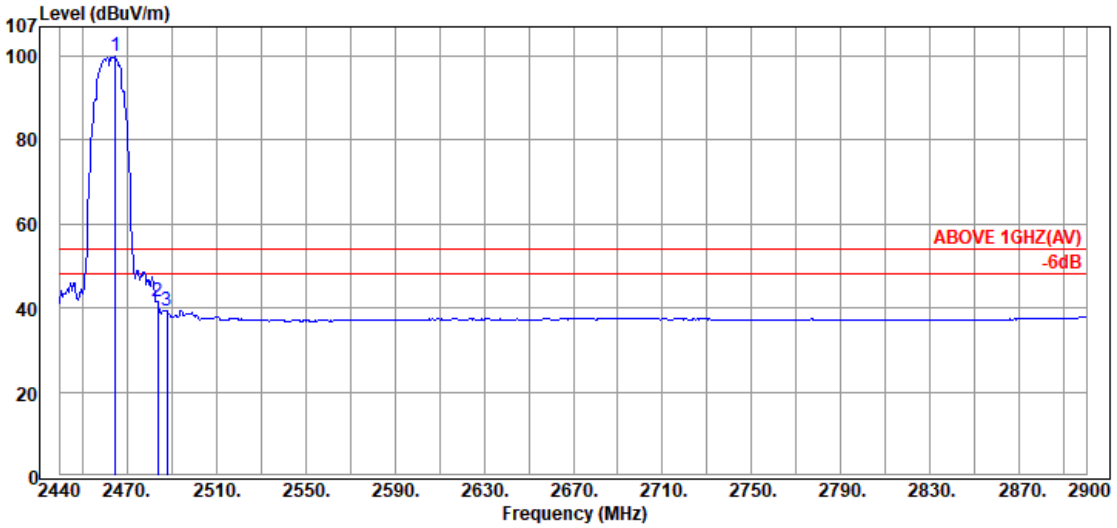

Antenna at Vertical Polarization

	Emission Frequency (MHz)	Antenna Factor (dB/m)	Cable Loss (dB)	Meter Reading (dBμV)	Emission Level (dBμV/m)	Limits (dBμV/m)	Margin (dB)	Detector
@	2464.84	28.59	6.11	65.26	99.96	---	---	Average
	2483.70	28.70	6.13	6.59	41.42	54.00	12.58	Average
	2487.84	28.73	6.14	4.53	39.40	54.00	14.60	Average

Remark: The "@" means fundamental frequency, it is ignored in this section.

This test report may be reproduced in full only. The document may only be updated by Audix Technology Corp. personnel. Any changes will be noted in the Document History section of the report.

Audix Technology Corp.
No. 53-11, Dingfu, Linkou, Dist.,
New Taipei City244, Taiwan
Tel: +886 2 26099301
Fax: +886 2 26099303

Mode	802.11b	Frequency	TX 2467MHz

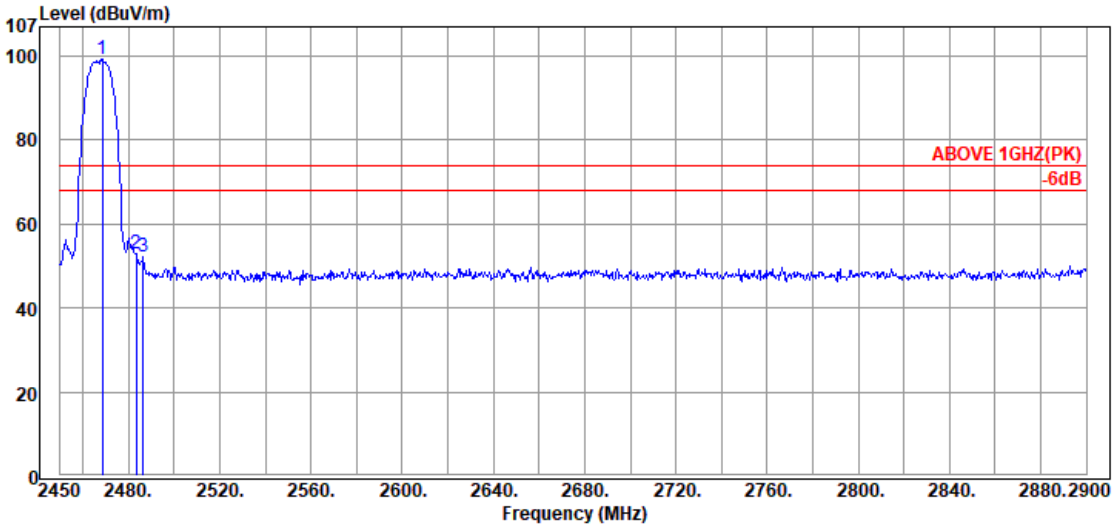

Antenna at Horizontal Polarization

	Emission Frequency (MHz)	Antenna Factor (dB/m)	Cable Loss (dB)	Meter Reading (dBμV)	Emission Level (dBμV/m)	Limits (dBμV/m)	Margin (dB)	Detector
@	2468.45	28.61	6.11	64.45	99.17	---	---	Peak
	2483.30	28.70	6.13	17.93	52.76	74.00	21.24	Peak
	2486.45	28.72	6.13	17.41	52.26	74.00	21.74	Peak

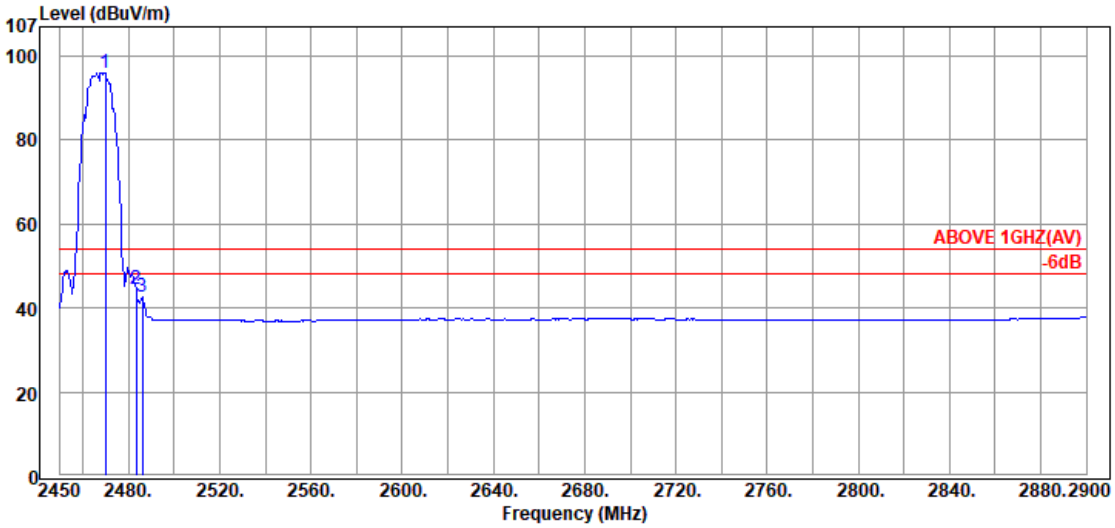

Antenna at Horizontal Polarization

	Emission Frequency (MHz)	Antenna Factor (dB/m)	Cable Loss (dB)	Meter Reading (dBμV)	Emission Level (dBμV/m)	Limits (dBμV/m)	Margin (dB)	Detector
@	2469.80	28.62	6.12	61.23	95.97	---	---	Average
	2483.30	28.70	6.13	9.57	44.40	54.00	9.60	Average
	2486.00	28.72	6.13	7.81	42.66	54.00	11.34	Average

Remark: The "@" means fundamental frequency, it is ignored in this section.

This test report may be reproduced in full only. The document may only be updated by Audix Technology Corp. personnel. Any changes will be noted in the Document History section of the report.

Audix Technology Corp.
No. 53-11, Dingfu, Linkou, Dist.,
New Taipei City244, Taiwan
Tel: +886 2 26099301
Fax: +886 2 26099303

Mode	802.11b	Frequency	TX 2467MHz

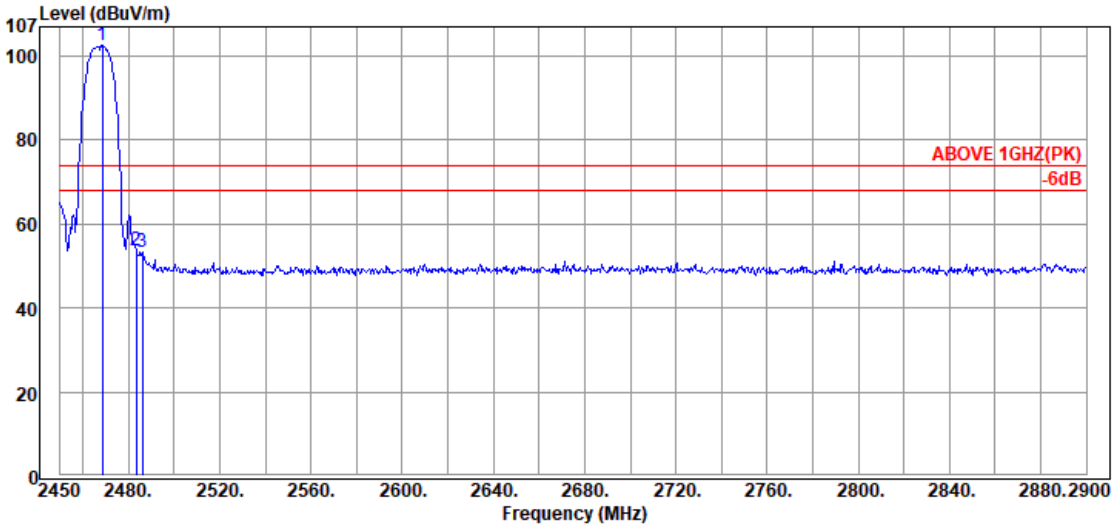

Antenna at Vertical Polarization

	Emission Frequency (MHz)	Antenna Factor (dB/m)	Cable Loss (dB)	Meter Reading (dBμV)	Emission Level (dBμV/m)	Limits (dBμV/m)	Margin (dB)	Detector
@	2468.45	28.61	6.11	67.94	102.66	---	---	Peak
	2483.30	28.70	6.13	18.84	53.67	74.00	20.33	Peak
	2486.00	28.72	6.13	18.54	53.39	74.00	20.61	Peak

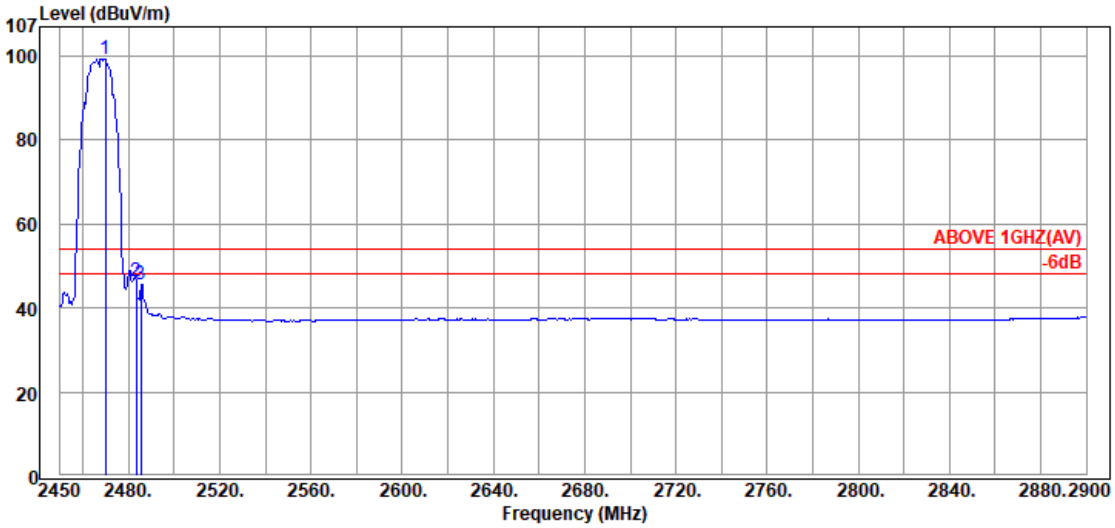

Antenna at Vertical Polarization

	Emission Frequency (MHz)	Antenna Factor (dB/m)	Cable Loss (dB)	Meter Reading (dBμV)	Emission Level (dBμV/m)	Limits (dBμV/m)	Margin (dB)	Detector
@	2469.80	28.62	6.12	64.60	99.34	---	---	Average
	2483.30	28.70	6.13	11.58	46.41	54.00	7.59	Average
	2485.55	28.71	6.13	10.85	45.69	54.00	8.31	Average

Remark: The "@" means fundamental frequency, it is ignored in this section.

This test report may be reproduced in full only. The document may only be updated by Audix Technology Corp. personnel. Any changes will be noted in the Document History section of the report.

Audix Technology Corp.
No. 53-11, Dingfu, Linkou, Dist.,
New Taipei City244, Taiwan
Tel: +886 2 26099301
Fax: +886 2 26099303

Mode	802.11b	Frequency	TX 2472MHz

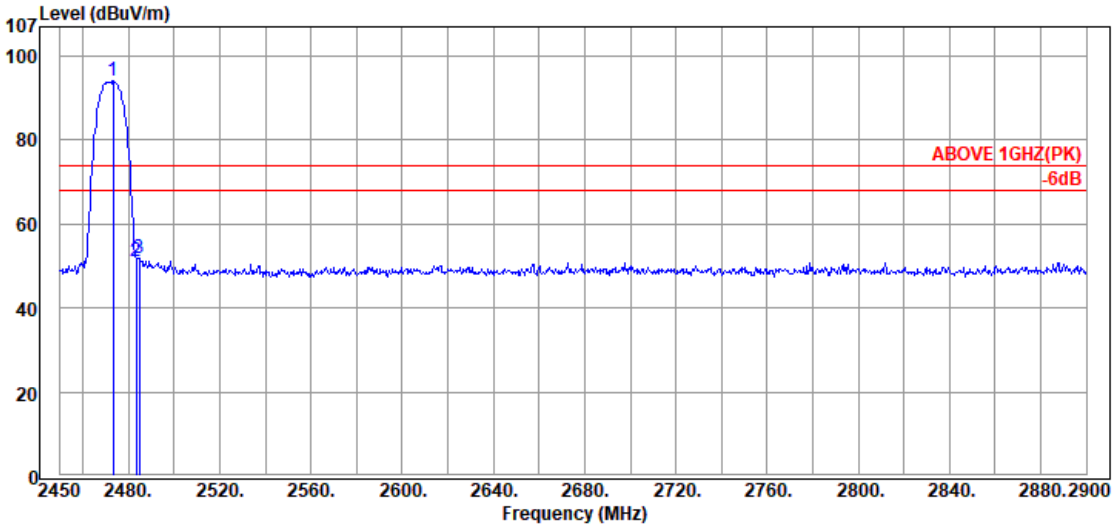

Antenna at Horizontal Polarization

	Emission Frequency (MHz)	Antenna Factor (dB/m)	Cable Loss (dB)	Meter Reading (dBμV)	Emission Level (dBμV/m)	Limits (dBμV/m)	Margin (dB)	Detector
@	2473.40	28.64	6.12	59.42	94.18	---	---	Peak
	2483.30	28.70	6.13	16.42	51.25	74.00	22.75	Peak
	2484.65	28.71	6.13	16.97	51.81	74.00	22.19	Peak

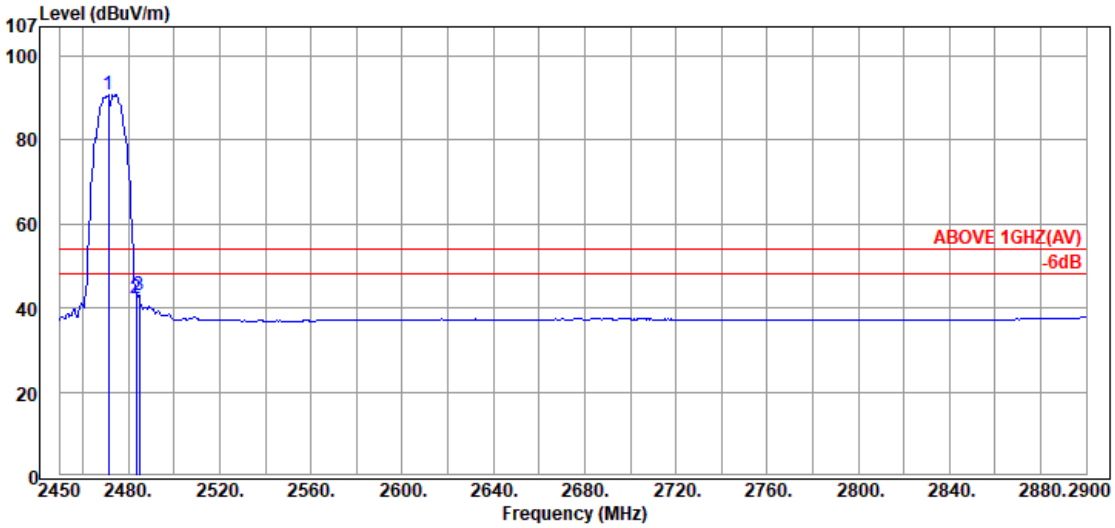

Antenna at Horizontal Polarization

	Emission Frequency (MHz)	Antenna Factor (dB/m)	Cable Loss (dB)	Meter Reading (dBμV)	Emission Level (dBμV/m)	Limits (dBμV/m)	Margin (dB)	Detector
@	2471.15	28.63	6.12	56.08	90.83	---	---	Average
	2483.30	28.70	6.13	7.42	42.25	54.00	11.75	Average
	2484.65	28.71	6.13	8.32	43.16	54.00	10.84	Average

Remark: The "@" means fundamental frequency, it is ignored in this section.

This test report may be reproduced in full only. The document may only be updated by Audix Technology Corp. personnel. Any changes will be noted in the Document History section of the report.

Audix Technology Corp.
No. 53-11, Dingfu, Linkou, Dist.,
New Taipei City244, Taiwan
Tel: +886 2 26099301
Fax: +886 2 26099303

Mode	802.11b	Frequency	TX 2472MHz

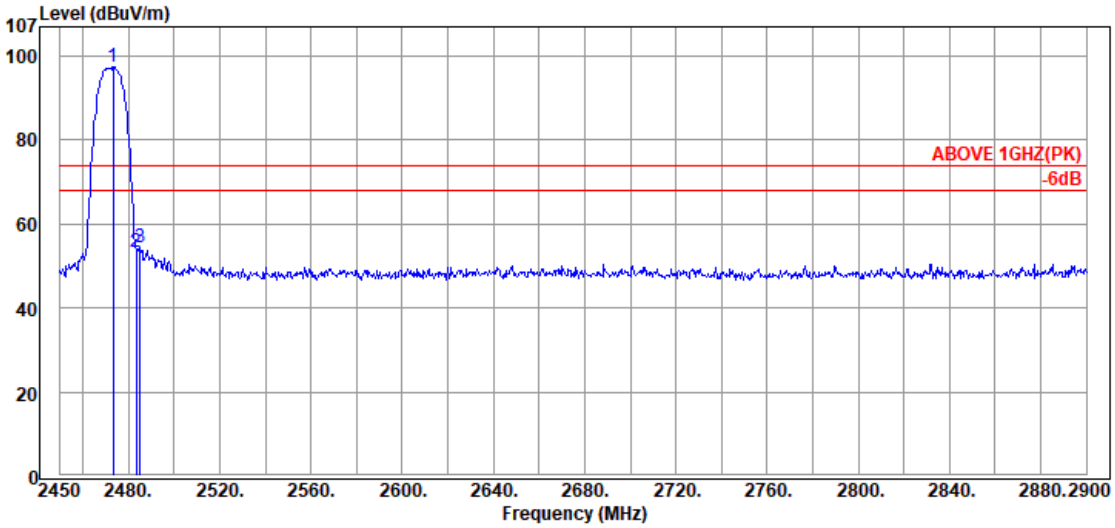

Antenna at Vertical Polarization

	Emission Frequency (MHz)	Antenna Factor (dB/m)	Cable Loss (dB)	Meter Reading (dBμV)	Emission Level (dBμV/m)	Limits (dBμV/m)	Margin (dB)	Detector
@	2473.40	28.64	6.12	62.84	97.60	---	---	Peak
	2483.30	28.70	6.13	18.33	53.16	74.00	20.84	Peak
	2485.10	28.71	6.13	19.59	54.43	74.00	19.57	Peak

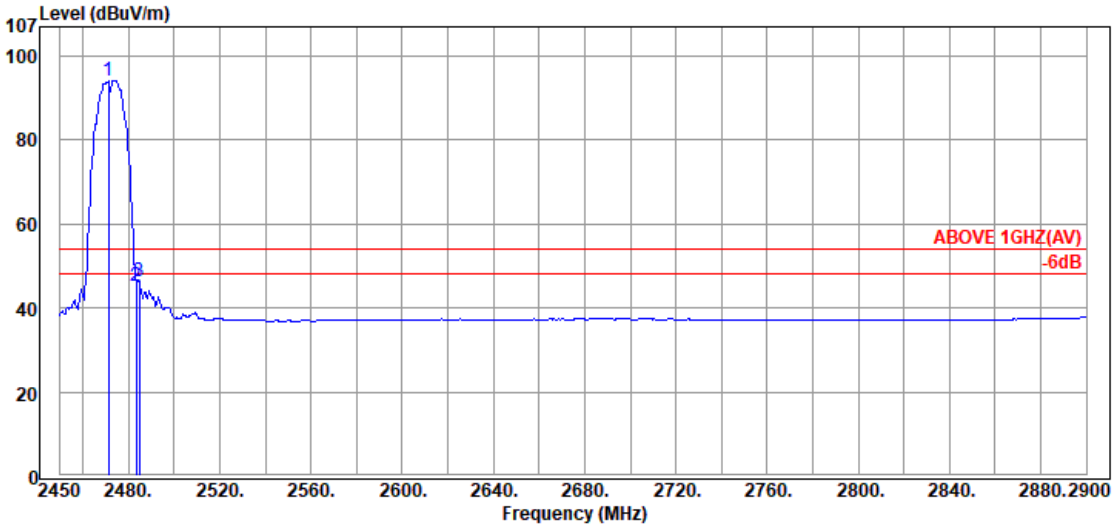

Antenna at Vertical Polarization

	Emission Frequency (MHz)	Antenna Factor (dB/m)	Cable Loss (dB)	Meter Reading (dBμV)	Emission Level (dBμV/m)	Limits (dBμV/m)	Margin (dB)	Detector
@	2471.15	28.63	6.12	59.41	94.16	---	---	Average
	2483.30	28.70	6.13	10.39	45.22	54.00	8.78	Average
	2484.65	28.71	6.13	11.37	46.21	54.00	7.79	Average

Remark: The "@" means fundamental frequency, it is ignored in this section.

This test report may be reproduced in full only. The document may only be updated by Audix Technology Corp. personnel. Any changes will be noted in the Document History section of the report.

Audix Technology Corp.
No. 53-11, Dingfu, Linkou, Dist.,
New Taipei City244, Taiwan
Tel: +886 2 26099301
Fax: +886 2 26099303

Mode	802.11g	Frequency	TX 2412MHz

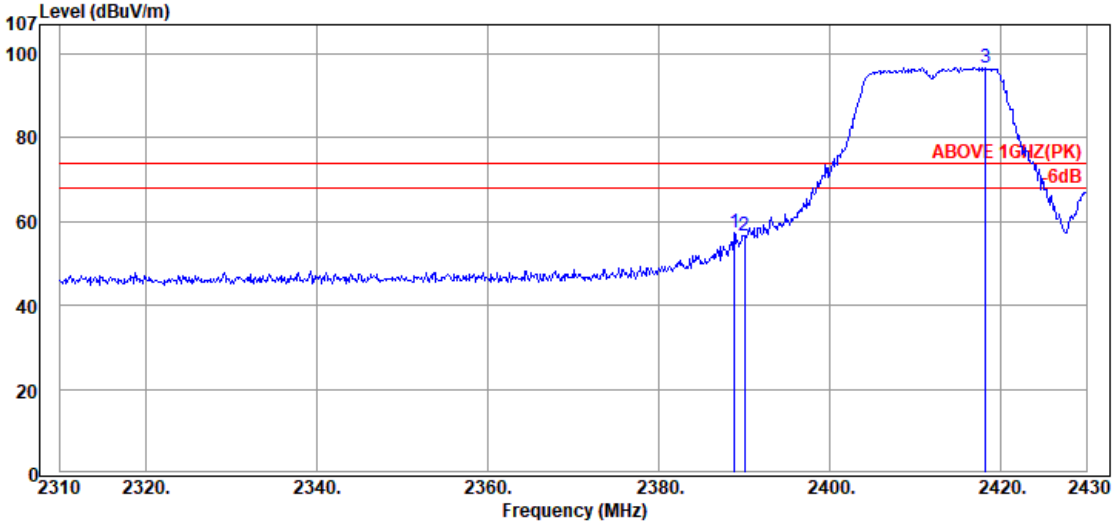

Antenna at Horizontal Polarization

	Emission Frequency (MHz)	Antenna Factor (dB/m)	Cable Loss (dB)	Meter Reading (dBμV)	Emission Level (dBμV/m)	Limits (dBμV/m)	Margin (dB)	Detector
	2388.84	28.31	6.02	23.10	57.43	74.00	16.57	Peak
	2390.04	28.32	6.03	22.37	56.72	74.00	17.28	Peak
@	2418.24	28.44	6.06	62.33	96.83	---	---	Peak

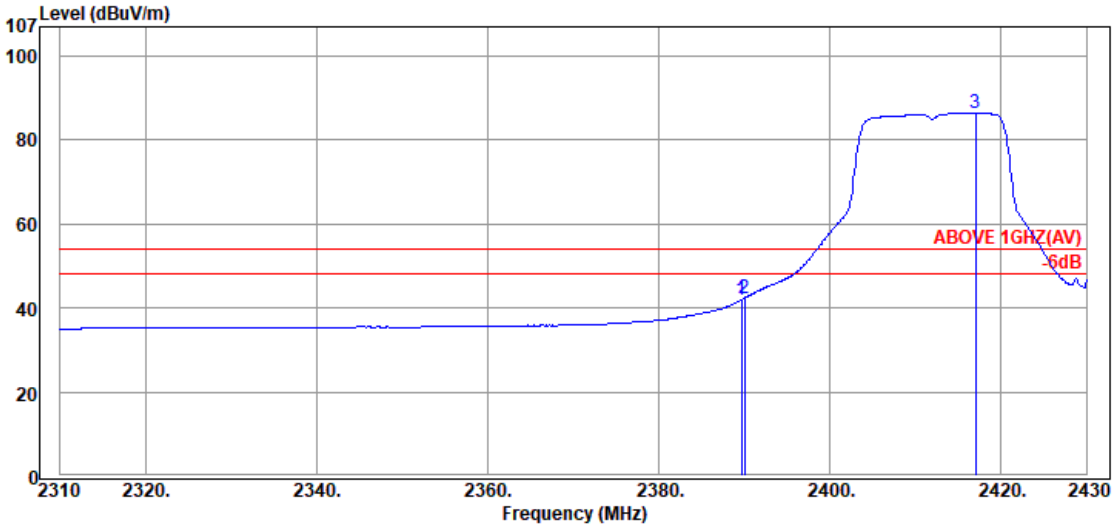

Antenna at Horizontal Polarization

	Emission Frequency (MHz)	Antenna Factor (dB/m)	Cable Loss (dB)	Meter Reading (dBμV)	Emission Level (dBμV/m)	Limits (dBμV/m)	Margin (dB)	Detector
	2389.68	28.32	6.02	7.62	41.96	54.00	12.04	Average
	2390.04	28.32	6.03	8.00	42.35	54.00	11.65	Average
@	2417.04	28.43	6.06	51.93	86.42	---	---	Average

Remark: The "@" means fundamental frequency, it is ignored in this section.

This test report may be reproduced in full only. The document may only be updated by Audix Technology Corp. personnel. Any changes will be noted in the Document History section of the report.

Audix Technology Corp.
No. 53-11, Dingfu, Linkou, Dist.,
New Taipei City244, Taiwan
Tel: +886 2 26099301
Fax: +886 2 26099303

Mode	802.11g	Frequency	TX 2412MHz

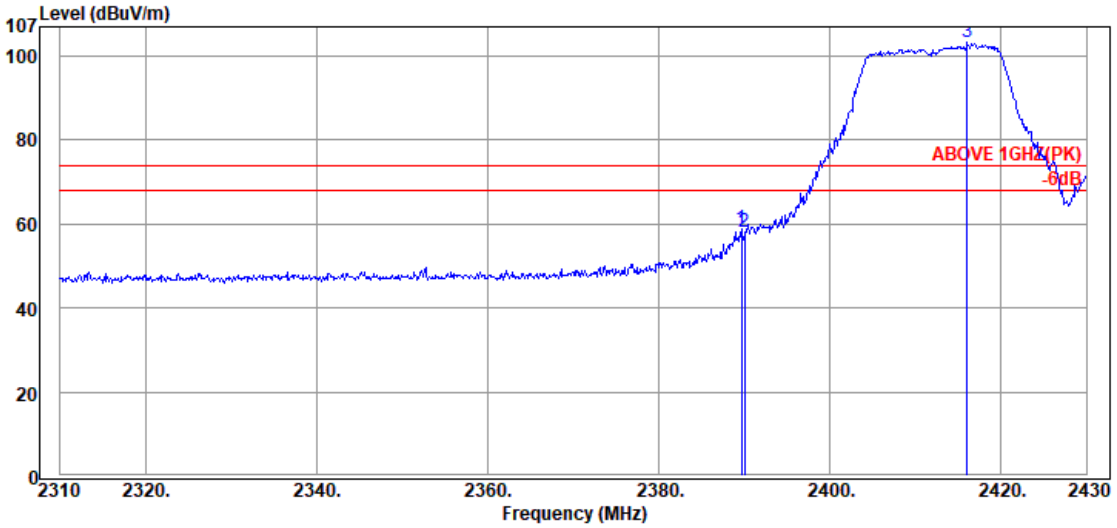

Antenna at Vertical Polarization

	Emission Frequency (MHz)	Antenna Factor (dB/m)	Cable Loss (dB)	Meter Reading (dBμV)	Emission Level (dBμV/m)	Limits (dBμV/m)	Margin (dB)	Detector
	2389.68	28.32	6.02	24.51	58.85	74.00	15.15	Peak
	2390.04	28.32	6.03	23.75	58.10	74.00	15.90	Peak
@	2416.08	28.43	6.06	68.68	103.17	---	---	Peak

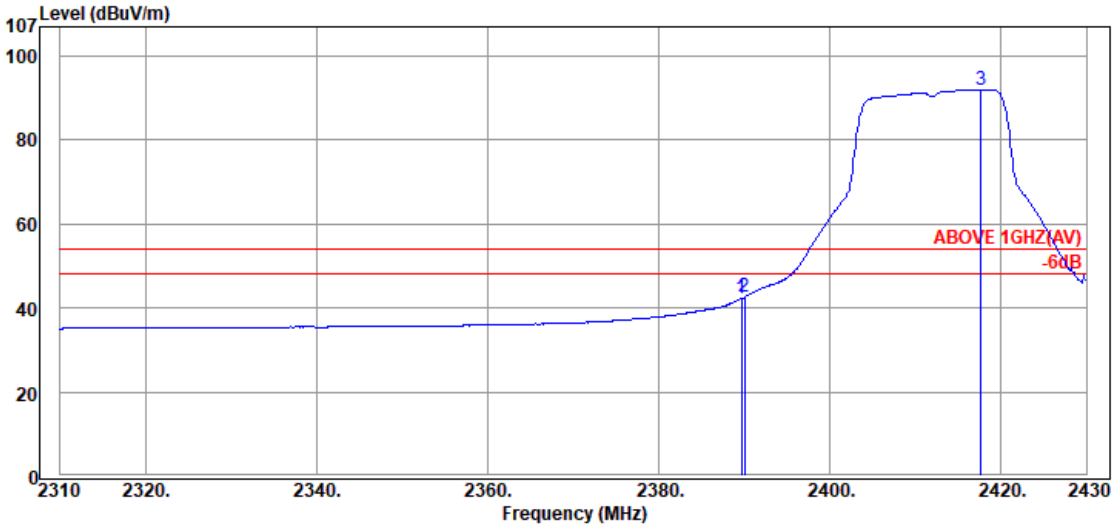

Antenna at Vertical Polarization

	Emission Frequency (MHz)	Antenna Factor (dB/m)	Cable Loss (dB)	Meter Reading (dBμV)	Emission Level (dBμV/m)	Limits (dBμV/m)	Margin (dB)	Detector
	2389.68	28.32	6.02	7.86	42.20	54.00	11.80	Average
	2390.04	28.32	6.03	8.24	42.59	54.00	11.41	Average
@	2417.64	28.44	6.06	57.49	91.99	---	---	Average

Remark: The "@" means fundamental frequency, it is ignored in this section.

This test report may be reproduced in full only. The document may only be updated by Audix Technology Corp. personnel. Any changes will be noted in the Document History section of the report.

Audix Technology Corp.
No. 53-11, Dingfu, Linkou, Dist.,
New Taipei City244, Taiwan
Tel: +886 2 26099301
Fax: +886 2 26099303

Mode	802.11g	Frequency	TX 2417MHz

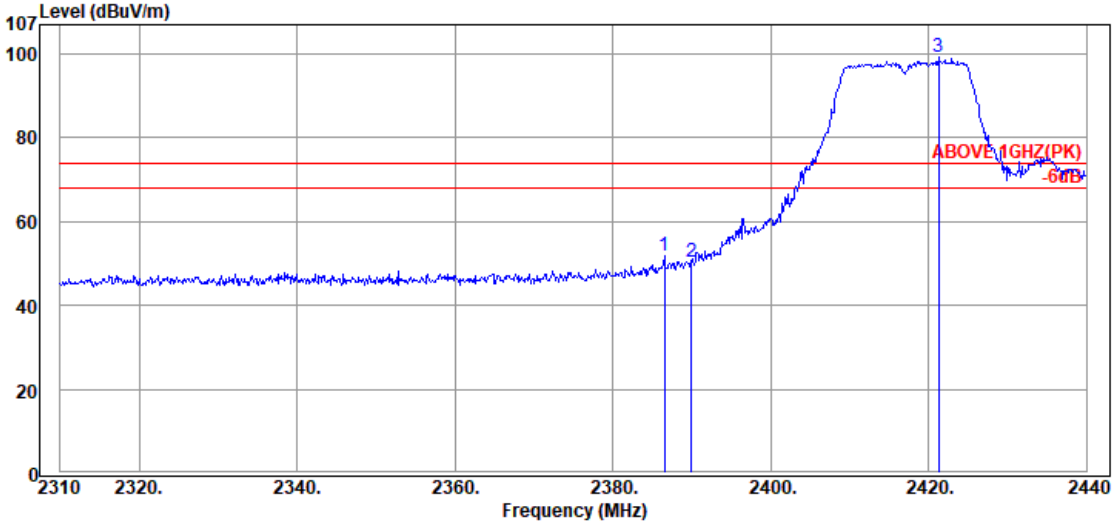

Antenna at Horizontal Polarization

	Emission Frequency (MHz)	Antenna Factor (dB/m)	Cable Loss (dB)	Meter Reading (dBμV)	Emission Level (dBμV/m)	Limits (dBμV/m)	Margin (dB)	Detector
	2386.57	28.29	6.02	17.38	51.69	74.00	22.31	Peak
	2389.95	28.32	6.02	15.94	50.28	74.00	23.72	Peak
@	2421.28	28.44	6.06	64.69	99.19	---	---	Peak

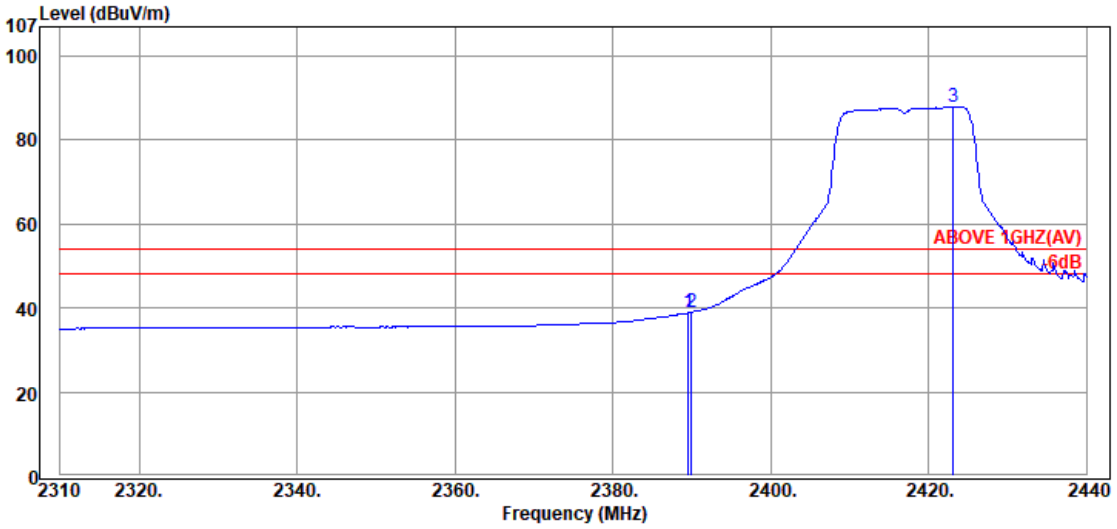

Antenna at Horizontal Polarization

	Emission Frequency (MHz)	Antenna Factor (dB/m)	Cable Loss (dB)	Meter Reading (dBμV)	Emission Level (dBμV/m)	Limits (dBμV/m)	Margin (dB)	Detector
	2389.56	28.32	6.02	4.51	38.85	54.00	15.15	Average
	2389.95	28.32	6.02	4.65	38.99	54.00	15.01	Average
@	2423.10	28.45	6.06	53.36	87.87	---	---	Average

Remark: The "@" means fundamental frequency, it is ignored in this section.

This test report may be reproduced in full only. The document may only be updated by Audix Technology Corp. personnel. Any changes will be noted in the Document History section of the report.

Audix Technology Corp.
No. 53-11, Dingfu, Linkou, Dist.,
New Taipei City244, Taiwan
Tel: +886 2 26099301
Fax: +886 2 26099303

Mode	802.11g	Frequency	TX 2417MHz

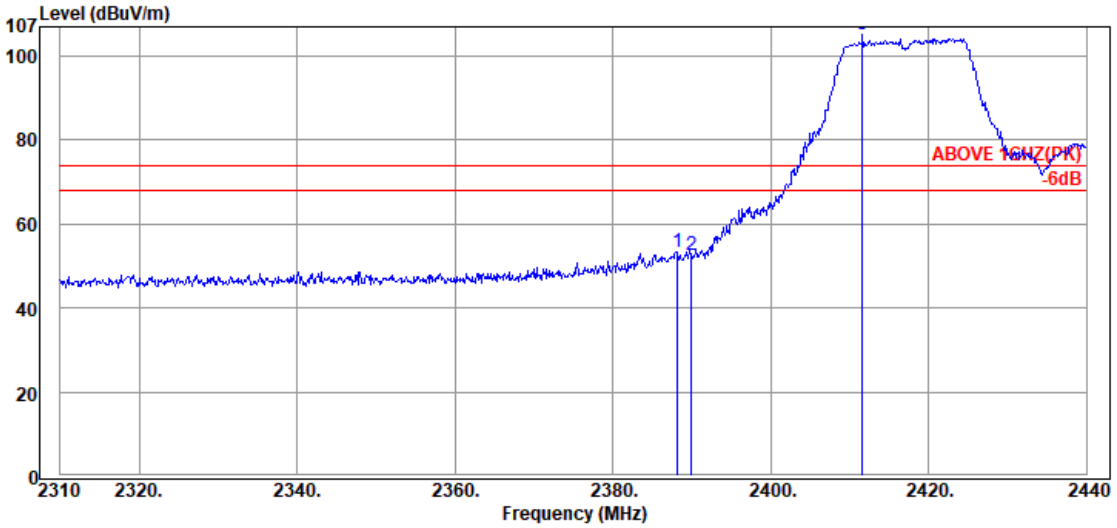

Antenna at Vertical Polarization

	Emission Frequency (MHz)	Antenna Factor (dB/m)	Cable Loss (dB)	Meter Reading (dBμV)	Emission Level (dBμV/m)	Limits (dBμV/m)	Margin (dB)	Detector
	2388.26	28.31	6.02	19.09	53.42	74.00	20.58	Peak
	2389.95	28.32	6.02	18.14	52.48	74.00	21.52	Peak
@	2411.66	28.42	6.05	70.54	105.01	---	---	Peak

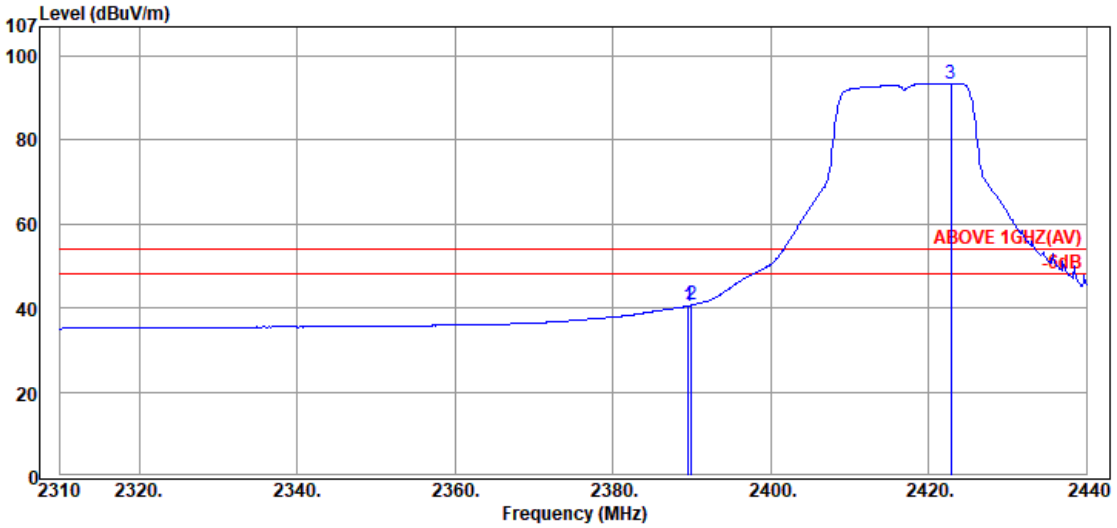

Antenna at Vertical Polarization

	Emission Frequency (MHz)	Antenna Factor (dB/m)	Cable Loss (dB)	Meter Reading (dBμV)	Emission Level (dBμV/m)	Limits (dBμV/m)	Margin (dB)	Detector
	2389.56	28.32	6.02	6.22	40.56	54.00	13.44	Average
	2389.95	28.32	6.02	6.35	40.69	54.00	13.31	Average
@	2422.84	28.45	6.06	58.96	93.47	---	---	Average

Remark: The "@" means fundamental frequency, it is ignored in this section.

This test report may be reproduced in full only. The document may only be updated by Audix Technology Corp. personnel. Any changes will be noted in the Document History section of the report.

Audix Technology Corp.
No. 53-11, Dingfu, Linkou, Dist.,
New Taipei City244, Taiwan
Tel: +886 2 26099301
Fax: +886 2 26099303

Mode	802.11g	Frequency	TX 2457MHz

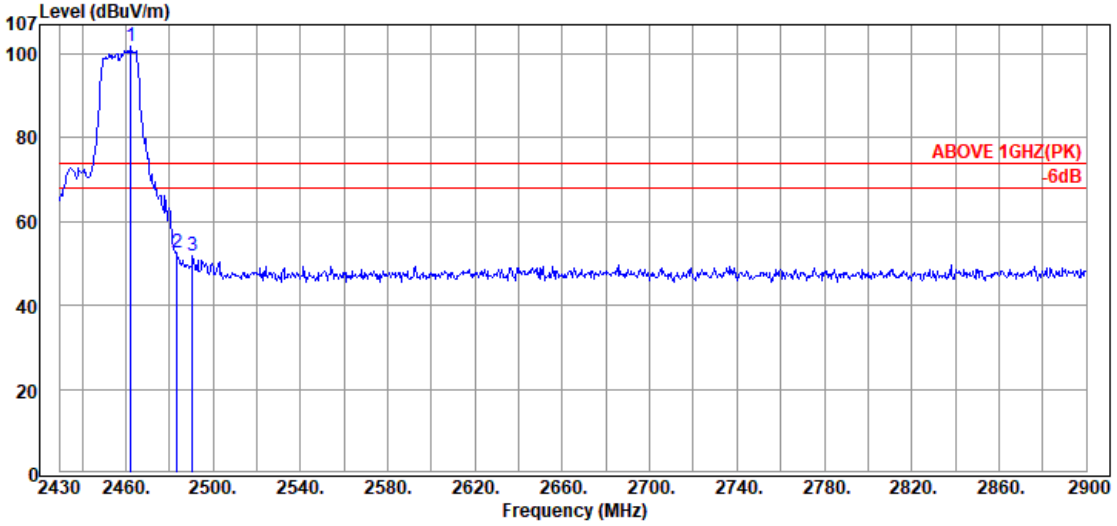

Antenna at Horizontal Polarization

	Emission Frequency (MHz)	Antenna Factor (dB/m)	Cable Loss (dB)	Meter Reading (dBμV)	Emission Level (dBμV/m)	Limits (dBμV/m)	Margin (dB)	Detector
@	2462.43	28.57	6.11	67.18	101.86	---	---	Peak
	2483.58	28.70	6.13	17.72	52.55	74.00	21.45	Peak
	2490.63	28.74	6.14	16.81	51.69	74.00	22.31	Peak

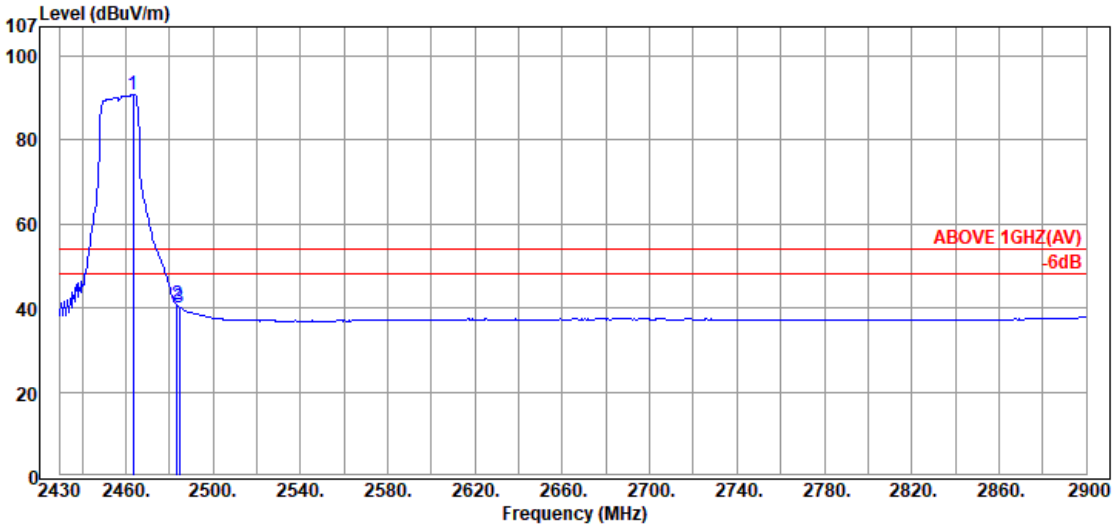

Antenna at Horizontal Polarization

	Emission Frequency (MHz)	Antenna Factor (dB/m)	Cable Loss (dB)	Meter Reading (dBμV)	Emission Level (dBμV/m)	Limits (dBμV/m)	Margin (dB)	Detector
@	2463.37	28.58	6.11	56.08	90.77	---	---	Average
	2483.58	28.70	6.13	5.83	40.66	54.00	13.34	Average
	2484.52	28.71	6.13	5.37	40.21	54.00	13.79	Average

Remark: The "@" means fundamental frequency, it is ignored in this section.

This test report may be reproduced in full only. The document may only be updated by Audix Technology Corp. personnel. Any changes will be noted in the Document History section of the report.

Audix Technology Corp.
No. 53-11, Dingfu, Linkou, Dist.,
New Taipei City244, Taiwan
Tel: +886 2 26099301
Fax: +886 2 26099303

Mode	802.11b	Frequency	TX 2457MHz

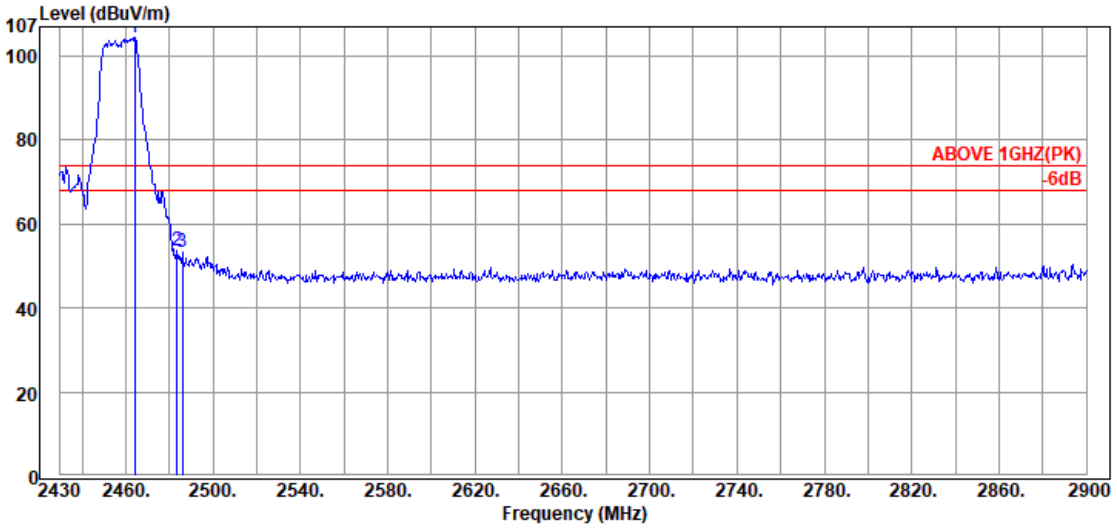

Antenna at Vertical Polarization

	Emission Frequency (MHz)	Antenna Factor (dB/m)	Cable Loss (dB)	Meter Reading (dBμV)	Emission Level (dBμV/m)	Limits (dBμV/m)	Margin (dB)	Detector
@	2464.31	28.59	6.11	69.66	104.36	---	---	Peak
	2483.58	28.70	6.13	18.88	53.71	74.00	20.29	Peak
	2485.93	28.72	6.13	18.58	53.43	74.00	20.57	Peak

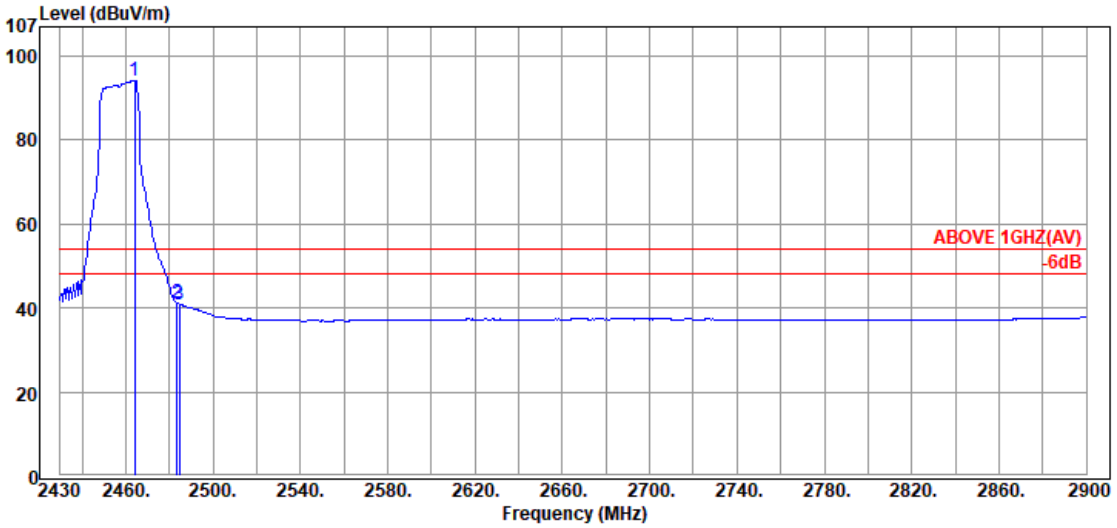

Antenna at Vertical Polarization

	Emission Frequency (MHz)	Antenna Factor (dB/m)	Cable Loss (dB)	Meter Reading (dBμV)	Emission Level (dBμV/m)	Limits (dBμV/m)	Margin (dB)	Detector
@	2464.31	28.59	6.11	59.43	94.13	---	---	Average
	2483.58	28.70	6.13	6.35	41.18	54.00	12.82	Average
	2484.52	28.71	6.13	6.07	40.91	54.00	13.09	Average

Remark: The "@" means fundamental frequency, it is ignored in this section.

This test report may be reproduced in full only. The document may only be updated by Audix Technology Corp. personnel. Any changes will be noted in the Document History section of the report.

Audix Technology Corp.
No. 53-11, Dingfu, Linkou, Dist.,
New Taipei City244, Taiwan
Tel: +886 2 26099301
Fax: +886 2 26099303

Mode	802.11g	Frequency	TX 2462MHz

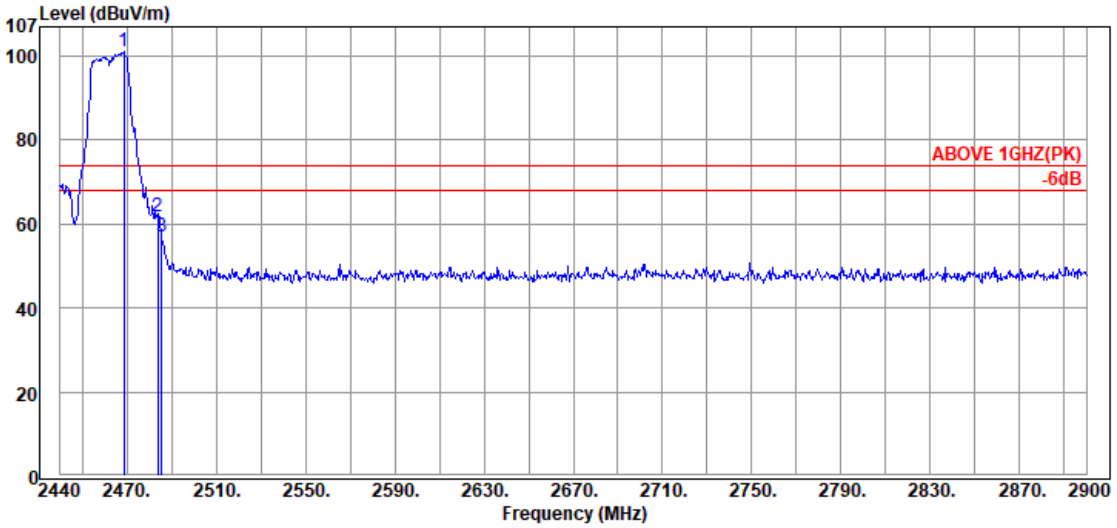

Antenna at Horizontal Polarization

	Emission Frequency (MHz)	Antenna Factor (dB/m)	Cable Loss (dB)	Meter Reading (dBμV)	Emission Level (dBμV/m)	Limits (dBμV/m)	Margin (dB)	Detector
@	2468.52	28.61	6.11	66.25	100.97	---	---	Peak
	2483.70	28.70	6.13	27.13	61.96	74.00	12.04	Peak
	2485.54	28.71	6.13	22.01	56.85	74.00	17.15	Peak

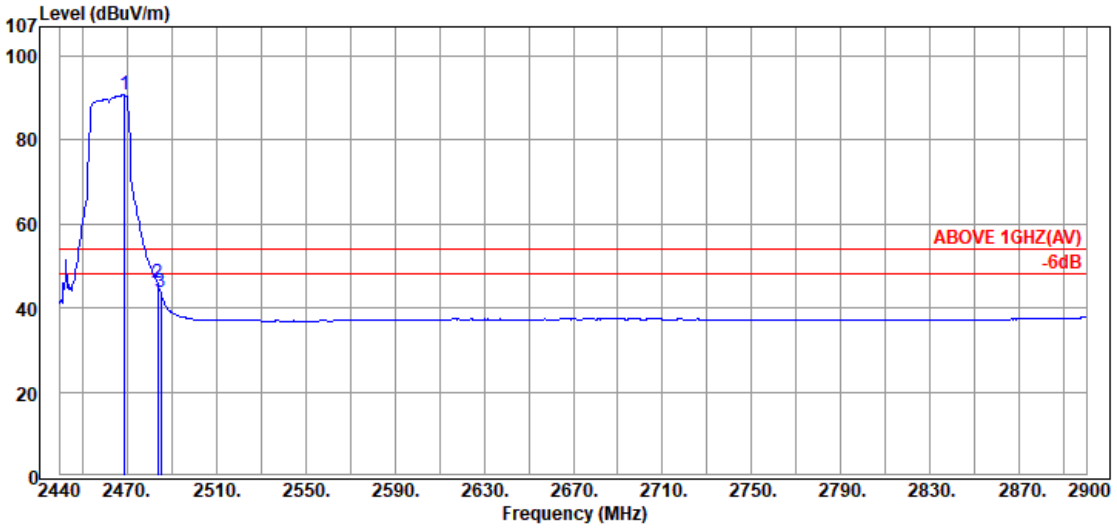

Antenna at Horizontal Polarization

	Emission Frequency (MHz)	Antenna Factor (dB/m)	Cable Loss (dB)	Meter Reading (dBμV)	Emission Level (dBμV/m)	Limits (dBμV/m)	Margin (dB)	Detector
@	2468.98	28.61	6.12	55.93	90.66	---	---	Average
	2483.70	28.70	6.13	11.22	46.05	54.00	7.95	Average
	2485.08	28.71	6.13	9.00	43.84	54.00	10.16	Average

Remark: The "@" means fundamental frequency, it is ignored in this section.

This test report may be reproduced in full only. The document may only be updated by Audix Technology Corp. personnel. Any changes will be noted in the Document History section of the report.

Audix Technology Corp.
No. 53-11, Dingfu, Linkou, Dist.,
New Taipei City244, Taiwan
Tel: +886 2 26099301
Fax: +886 2 26099303

Mode	802.11g	Frequency	TX 2462MHz

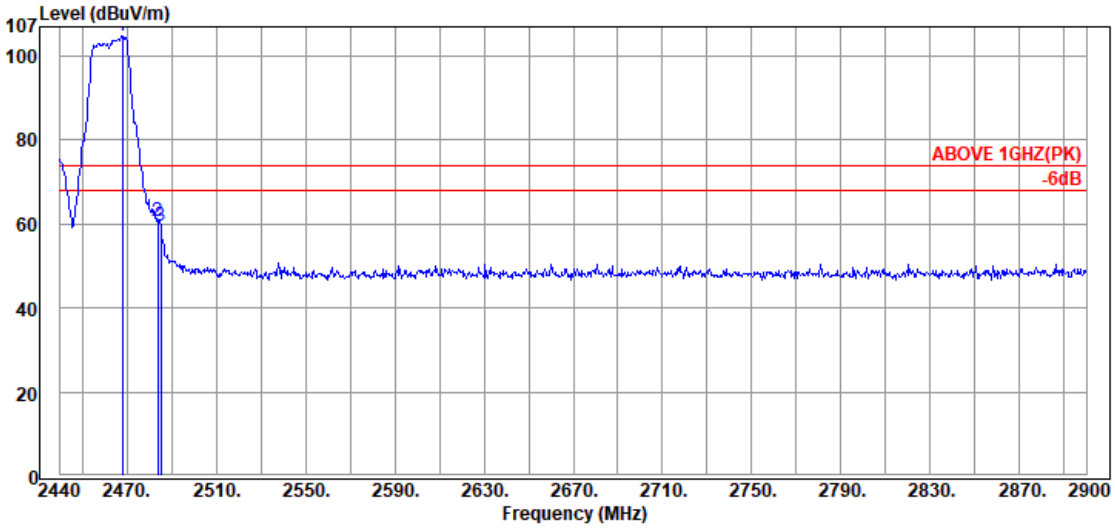

Antenna at Vertical Polarization

	Emission Frequency (MHz)	Antenna Factor (dB/m)	Cable Loss (dB)	Meter Reading (dBμV)	Emission Level (dBμV/m)	Limits (dBμV/m)	Margin (dB)	Detector
@	2468.06	28.61	6.11	69.92	104.64	---	---	Peak
	2483.70	28.70	6.13	25.93	60.76	74.00	13.24	Peak
	2485.08	28.71	6.13	24.62	59.46	74.00	14.54	Peak

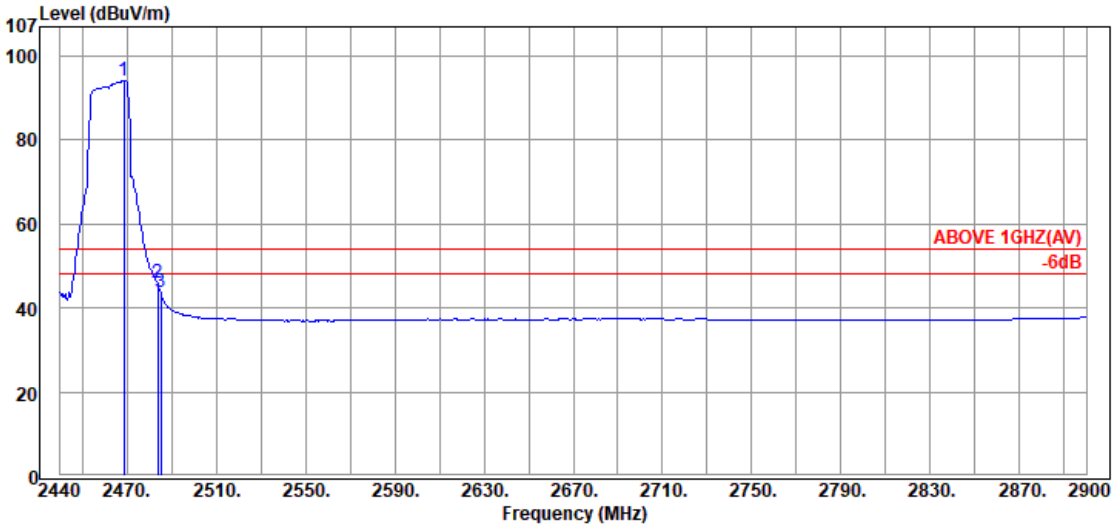

Antenna at Vertical Polarization

	Emission Frequency (MHz)	Antenna Factor (dB/m)	Cable Loss (dB)	Meter Reading (dBμV)	Emission Level (dBμV/m)	Limits (dBμV/m)	Margin (dB)	Detector
@	2468.52	28.61	6.11	59.27	93.99	---	---	Average
	2483.70	28.70	6.13	10.95	45.78	54.00	8.22	Average
	2485.08	28.71	6.13	8.98	43.82	54.00	10.18	Average

Remark: The "@" means fundamental frequency, it is ignored in this section.

This test report may be reproduced in full only. The document may only be updated by Audix Technology Corp. personnel. Any changes will be noted in the Document History section of the report.

Audix Technology Corp.
No. 53-11, Dingfu, Linkou, Dist.,
New Taipei City244, Taiwan
Tel: +886 2 26099301
Fax: +886 2 26099303

Mode	802.11g	Frequency	TX 2467MHz

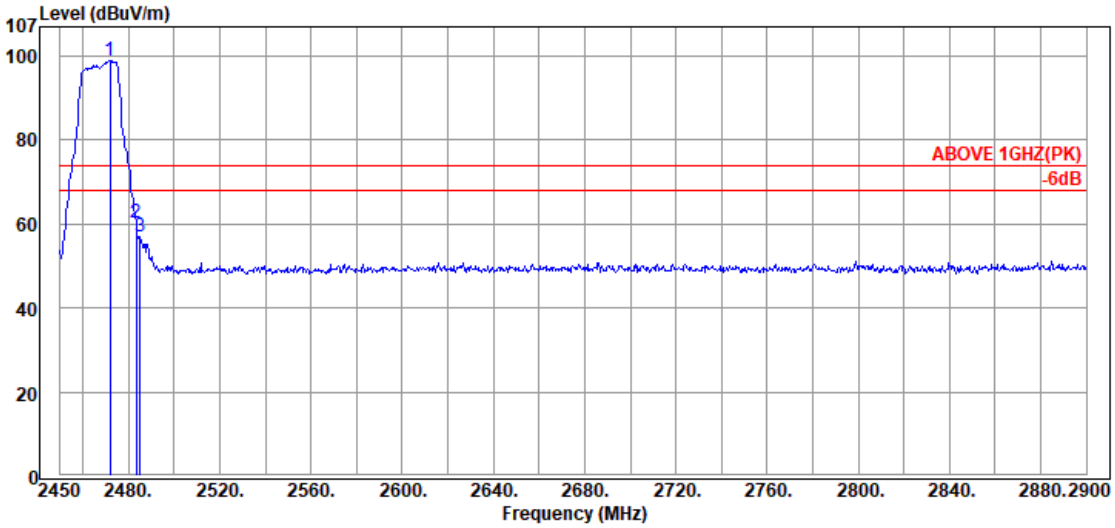

Antenna at Horizontal Polarization

	Emission Frequency (MHz)	Antenna Factor (dB/m)	Cable Loss (dB)	Meter Reading (dBμV)	Emission Level (dBμV/m)	Limits (dBμV/m)	Margin (dB)	Detector
@	2472.05	28.63	6.12	64.29	99.04	---	---	Peak
	2483.30	28.70	6.13	25.57	60.40	74.00	13.60	Peak
	2485.10	28.71	6.13	22.05	56.89	74.00	17.11	Peak

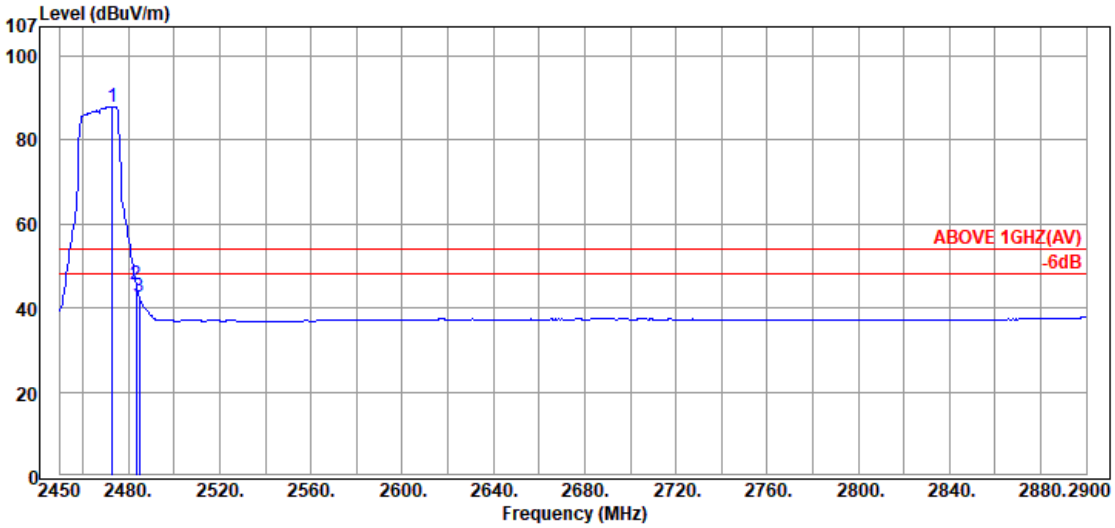

Antenna at Horizontal Polarization

	Emission Frequency (MHz)	Antenna Factor (dB/m)	Cable Loss (dB)	Meter Reading (dBμV)	Emission Level (dBμV/m)	Limits (dBμV/m)	Margin (dB)	Detector
@	2472.95	28.64	6.12	53.28	88.04	---	---	Average
	2483.30	28.70	6.13	10.72	45.55	54.00	8.45	Average
	2484.65	28.71	6.13	7.83	42.67	54.00	11.33	Average

Remark: The "@" means fundamental frequency, it is ignored in this section.

This test report may be reproduced in full only. The document may only be updated by Audix Technology Corp. personnel. Any changes will be noted in the Document History section of the report.

Audix Technology Corp.
No. 53-11, Dingfu, Linkou, Dist.,
New Taipei City244, Taiwan
Tel: +886 2 26099301
Fax: +886 2 26099303

Mode	802.11g	Frequency	TX 2467MHz

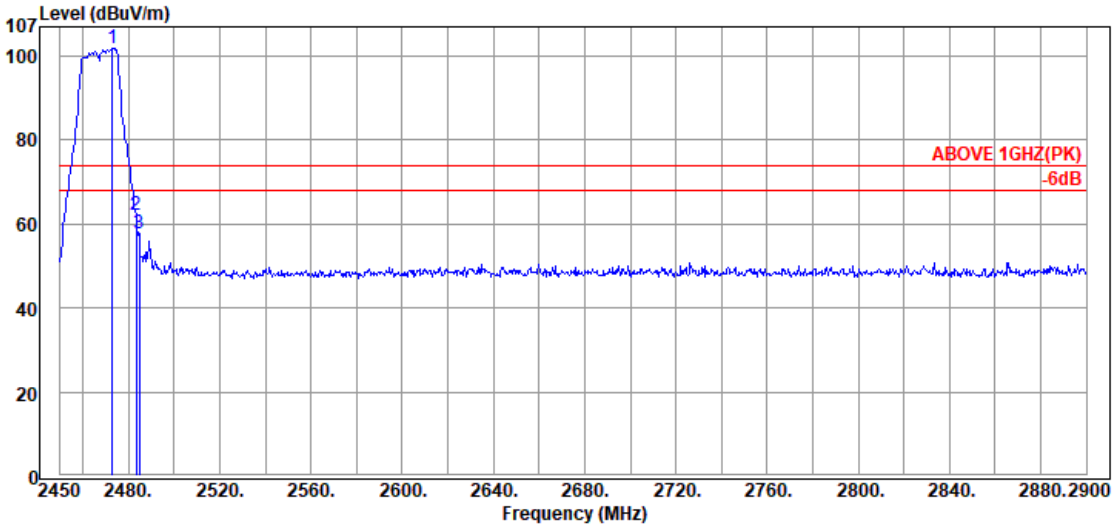

Antenna at Vertical Polarization

	Emission Frequency (MHz)	Antenna Factor (dB/m)	Cable Loss (dB)	Meter Reading (dBμV)	Emission Level (dBμV/m)	Limits (dBμV/m)	Margin (dB)	Detector
@	2472.95	28.64	6.12	67.19	101.95	---	---	Peak
	2483.30	28.70	6.13	27.37	62.20	74.00	11.80	Peak
	2484.65	28.71	6.13	22.81	57.65	74.00	16.35	Peak

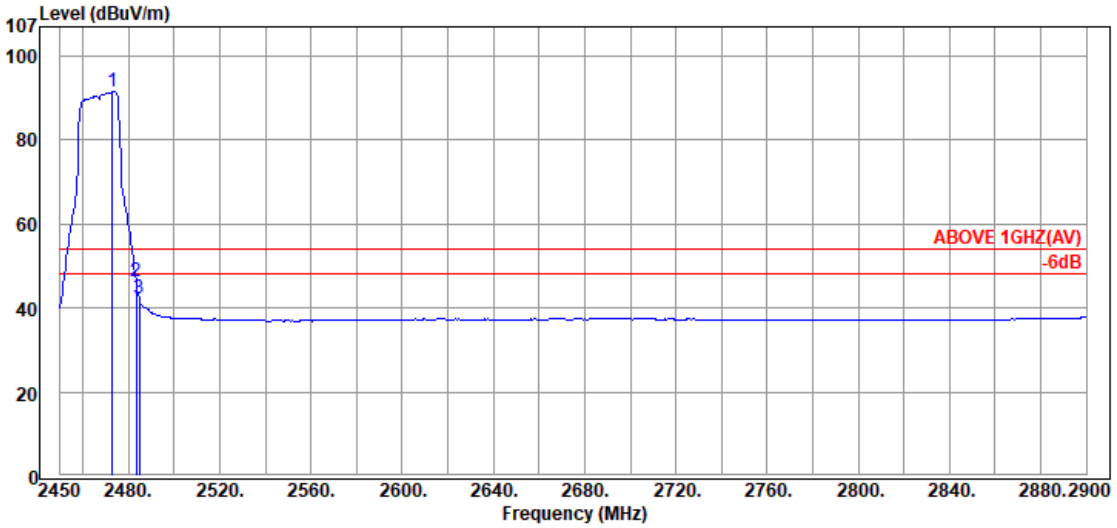

Antenna at Vertical Polarization

	Emission Frequency (MHz)	Antenna Factor (dB/m)	Cable Loss (dB)	Meter Reading (dBμV)	Emission Level (dBμV/m)	Limits (dBμV/m)	Margin (dB)	Detector
@	2472.95	28.64	6.12	56.72	91.48	---	---	Average
	2483.30	28.70	6.13	11.35	46.18	54.00	7.82	Average
	2484.65	28.71	6.13	7.30	42.14	54.00	11.86	Average

Remark: The "@" means fundamental frequency, it is ignored in this section.

This test report may be reproduced in full only. The document may only be updated by Audix Technology Corp. personnel. Any changes will be noted in the Document History section of the report.

Audix Technology Corp.
No. 53-11, Dingfu, Linkou, Dist.,
New Taipei City244, Taiwan
Tel: +886 2 26099301
Fax: +886 2 26099303

Mode	802.11g	Frequency	TX 2472MHz

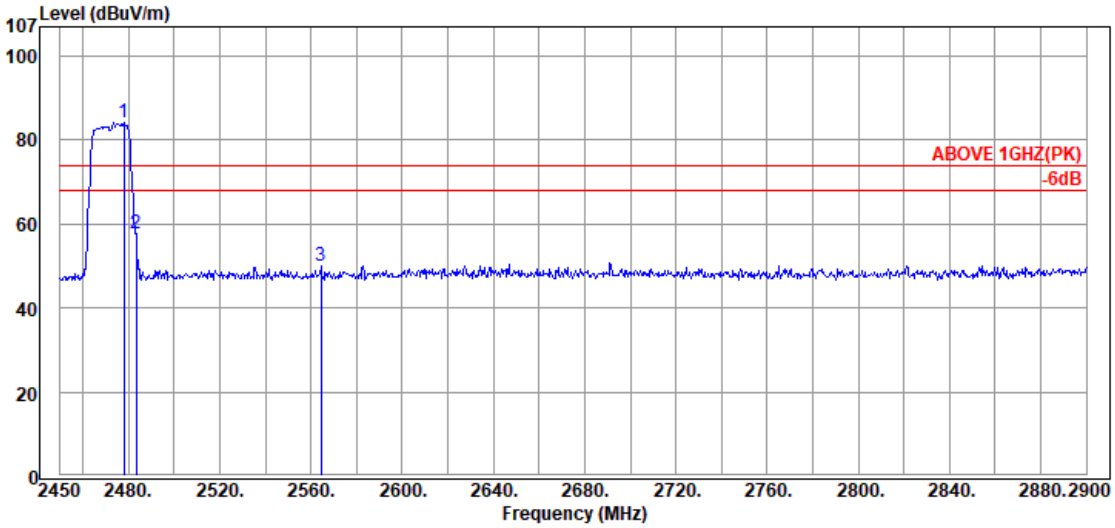

Antenna at Horizontal Polarization

	Emission Frequency (MHz)	Antenna Factor (dB/m)	Cable Loss (dB)	Meter Reading (dBμV)	Emission Level (dBμV/m)	Limits (dBμV/m)	Margin (dB)	Detector
@	2477.90	28.67	6.13	49.52	84.32	---	---	Peak
	2483.30	28.70	6.13	22.90	57.73	74.00	16.27	Peak
	2564.30	28.96	6.23	14.91	50.10	74.00	23.90	Peak

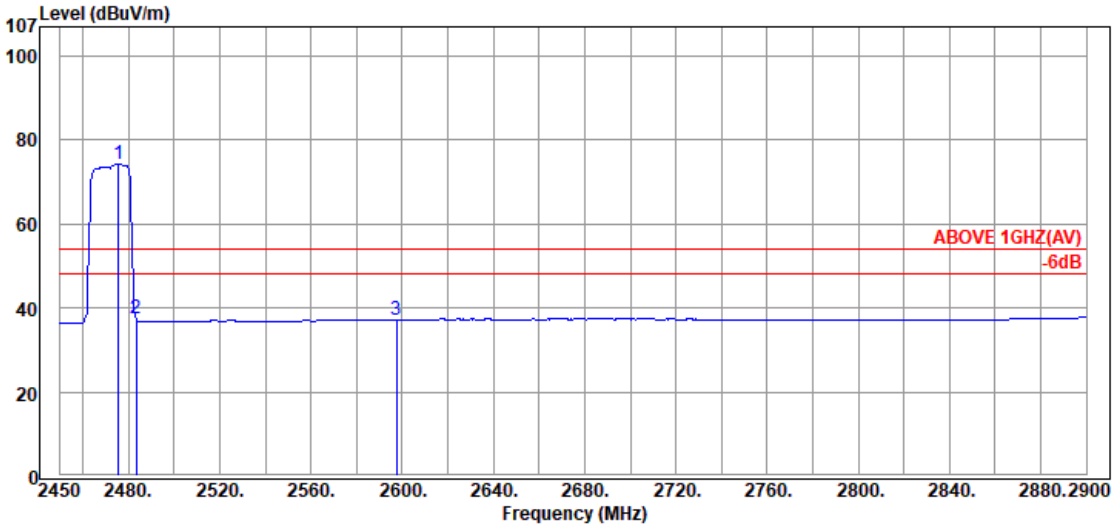

Antenna at Horizontal Polarization

	Emission Frequency (MHz)	Antenna Factor (dB/m)	Cable Loss (dB)	Meter Reading (dBμV)	Emission Level (dBμV/m)	Limits (dBμV/m)	Margin (dB)	Detector
@	2475.65	28.65	6.12	39.45	74.22	---	---	Average
	2483.30	28.70	6.13	2.66	37.49	54.00	16.51	Average
	2597.60	29.09	6.28	1.91	37.28	54.00	16.72	Average

Remark: The "@" means fundamental frequency, it is ignored in this section.

This test report may be reproduced in full only. The document may only be updated by Audix Technology Corp. personnel. Any changes will be noted in the Document History section of the report.

Audix Technology Corp.
No. 53-11, Dingfu, Linkou, Dist.,
New Taipei City244, Taiwan
Tel: +886 2 26099301
Fax: +886 2 26099303

Mode	802.11g	Frequency	TX 2472MHz

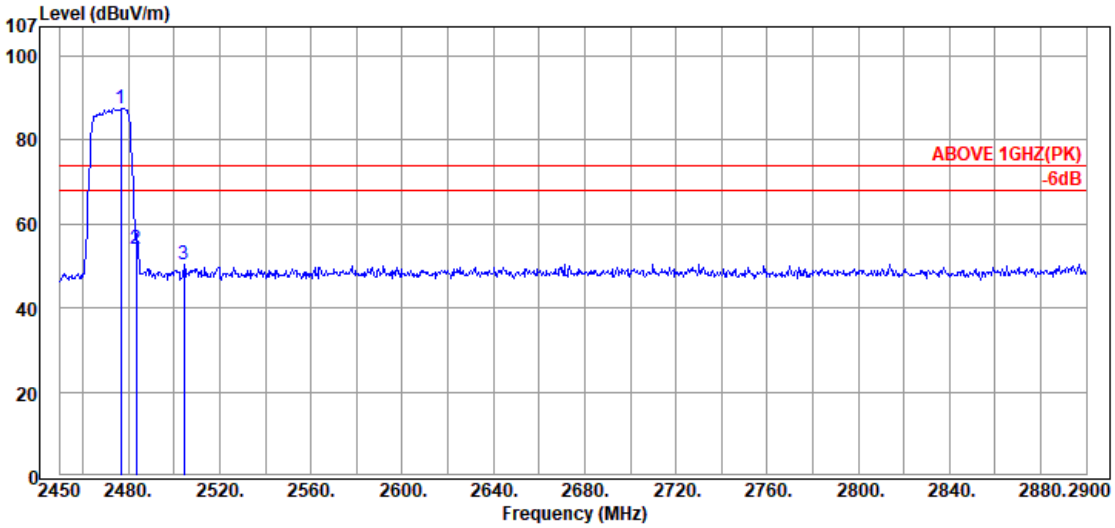

Antenna at Vertical Polarization

	Emission Frequency (MHz)	Antenna Factor (dB/m)	Cable Loss (dB)	Meter Reading (dBμV)	Emission Level (dBμV/m)	Limits (dBμV/m)	Margin (dB)	Detector
@	2476.55	28.66	6.12	52.77	87.55	---	---	Peak
	2483.30	28.70	6.13	19.20	54.03	74.00	19.97	Peak
	2504.45	28.81	6.16	15.24	50.21	74.00	23.79	Peak

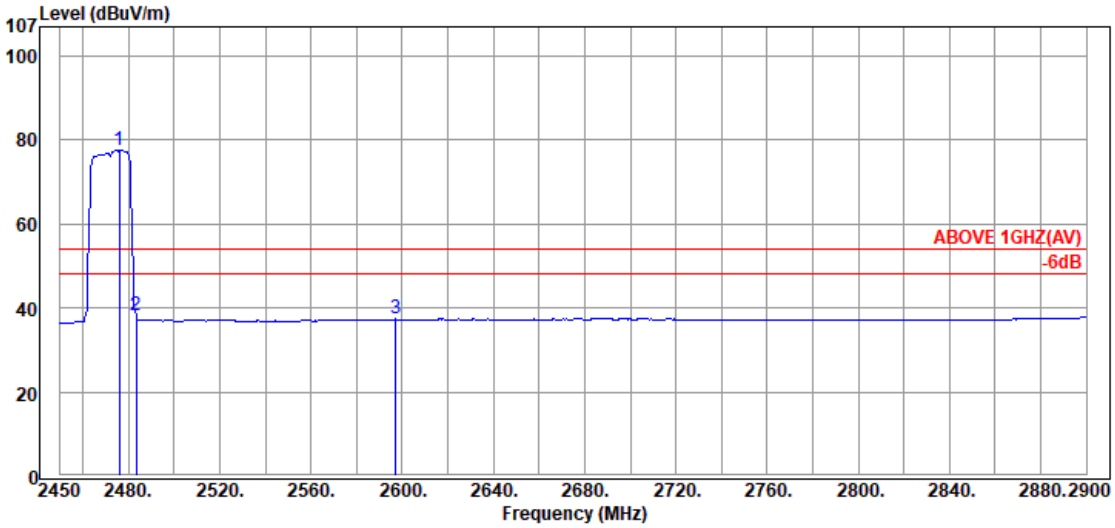

Antenna at Vertical Polarization

	Emission Frequency (MHz)	Antenna Factor (dB/m)	Cable Loss (dB)	Meter Reading (dBμV)	Emission Level (dBμV/m)	Limits (dBμV/m)	Margin (dB)	Detector
@	2476.10	28.66	6.12	42.87	77.65	---	---	Average
	2483.30	28.70	6.13	3.45	38.28	54.00	15.72	Average
	2597.15	29.09	6.28	1.95	37.32	54.00	16.68	Average

Remark: The "@" means fundamental frequency, it is ignored in this section.

This test report may be reproduced in full only. The document may only be updated by Audix Technology Corp. personnel. Any changes will be noted in the Document History section of the report.

Audix Technology Corp.
No. 53-11, Dingfu, Linkou, Dist.,
New Taipei City244, Taiwan
Tel: +886 2 26099301
Fax: +886 2 26099303

Mode	802.11n-HT20	Frequency	TX 2412MHz

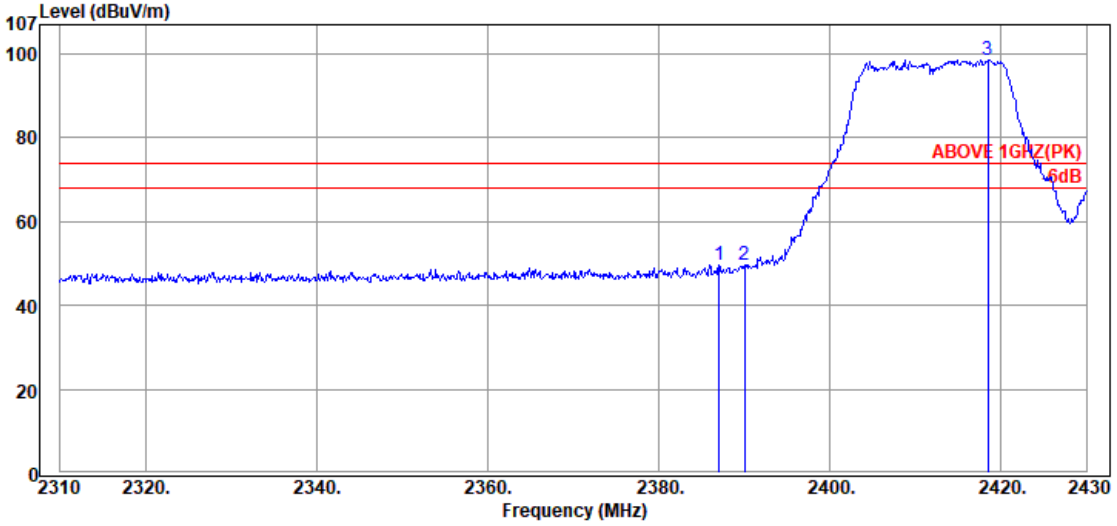

Antenna at Horizontal Polarization

	Emission Frequency (MHz)	Antenna Factor (dB/m)	Cable Loss (dB)	Meter Reading (dBμV)	Emission Level (dBμV/m)	Limits (dBμV/m)	Margin (dB)	Detector
	2387.04	28.30	6.02	15.25	49.57	74.00	24.43	Peak
	2390.04	28.32	6.03	15.46	49.81	74.00	24.19	Peak
@	2418.48	28.44	6.06	64.19	98.69	---	---	Peak

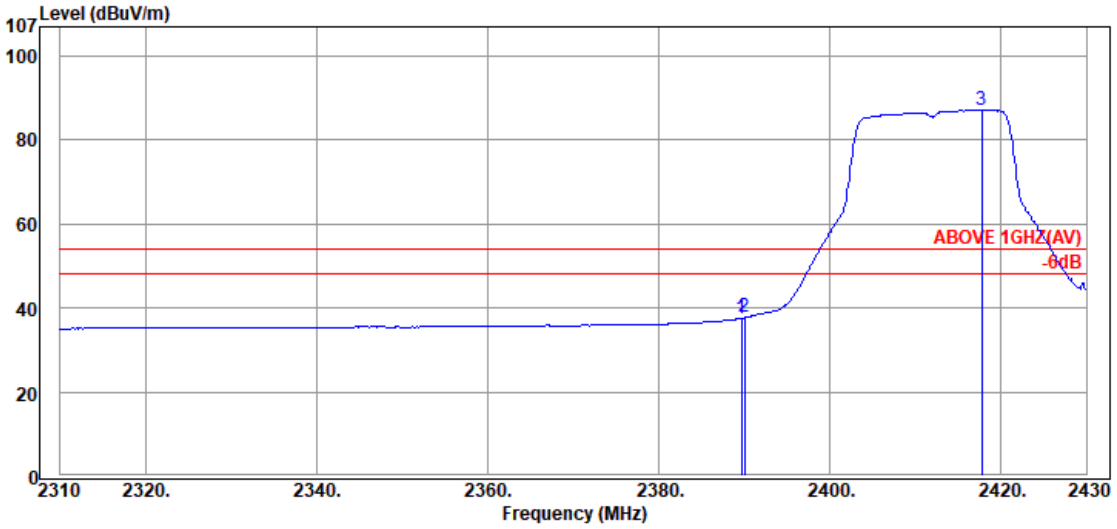

Antenna at Horizontal Polarization

	Emission Frequency (MHz)	Antenna Factor (dB/m)	Cable Loss (dB)	Meter Reading (dBμV)	Emission Level (dBμV/m)	Limits (dBμV/m)	Margin (dB)	Detector
	2389.68	28.32	6.02	3.21	37.55	54.00	16.45	Average
	2390.04	28.32	6.03	3.35	37.70	54.00	16.30	Average
@	2417.76	28.44	6.06	52.64	87.14	---	---	Average

Remark: The "@" means fundamental frequency, it is ignored in this section.

This test report may be reproduced in full only. The document may only be updated by Audix Technology Corp. personnel. Any changes will be noted in the Document History section of the report.

Audix Technology Corp.
No. 53-11, Dingfu, Linkou, Dist.,
New Taipei City244, Taiwan
Tel: +886 2 26099301
Fax: +886 2 26099303

Mode	802.11n-HT20	Frequency	TX 2412MHz

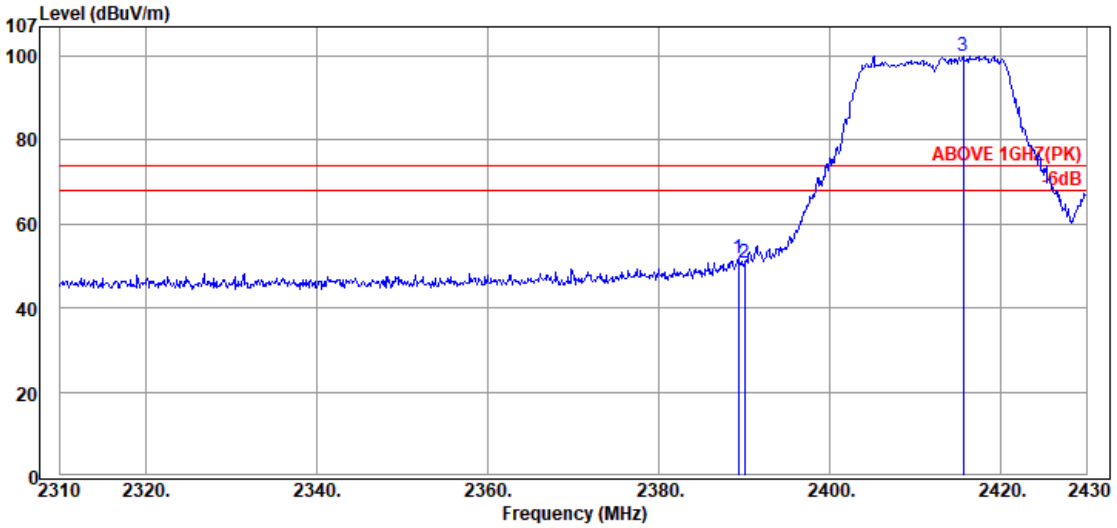

Antenna at Vertical Polarization

	Emission Frequency (MHz)	Antenna Factor (dB/m)	Cable Loss (dB)	Meter Reading (dBμV)	Emission Level (dBμV/m)	Limits (dBμV/m)	Margin (dB)	Detector
	2389.32	28.31	6.02	17.51	51.84	74.00	22.16	Peak
	2390.04	28.32	6.03	16.21	50.56	74.00	23.44	Peak
@	2415.60	28.43	6.05	65.54	100.02	---	---	Peak

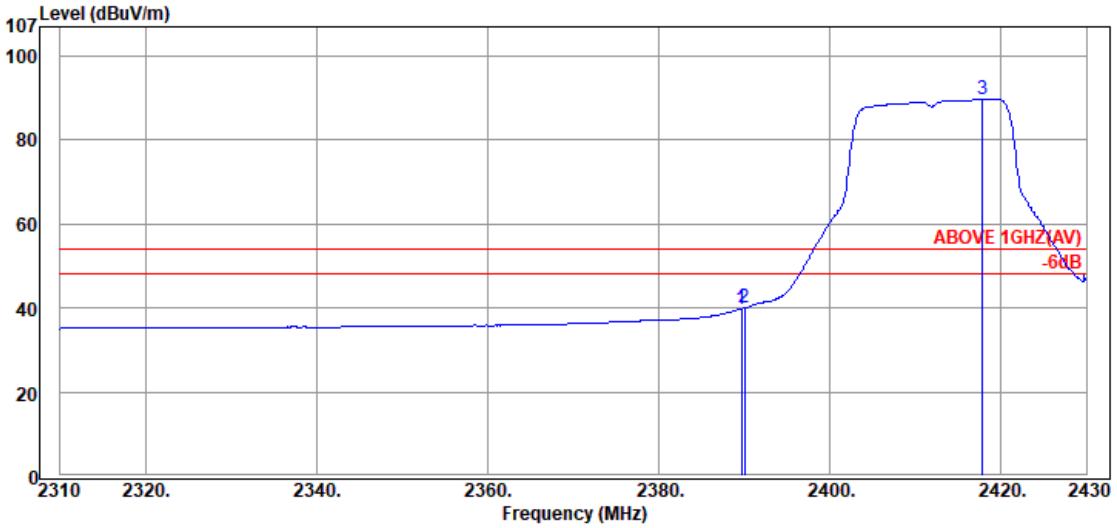

Antenna at Vertical Polarization

	Emission Frequency (MHz)	Antenna Factor (dB/m)	Cable Loss (dB)	Meter Reading (dBμV)	Emission Level (dBμV/m)	Limits (dBμV/m)	Margin (dB)	Detector
	2389.68	28.32	6.02	5.47	39.81	54.00	14.19	Average
	2390.04	28.32	6.03	5.65	40.00	54.00	14.00	Average
@	2417.88	28.44	6.06	55.25	89.75	---	---	Average

Remark: The "@" means fundamental frequency, it is ignored in this section.

This test report may be reproduced in full only. The document may only be updated by Audix Technology Corp. personnel. Any changes will be noted in the Document History section of the report.

Audix Technology Corp.
No. 53-11, Dingfu, Linkou, Dist.,
New Taipei City244, Taiwan
Tel: +886 2 26099301
Fax: +886 2 26099303

Mode	802.11n-HT20	Frequency	TX 2417MHz

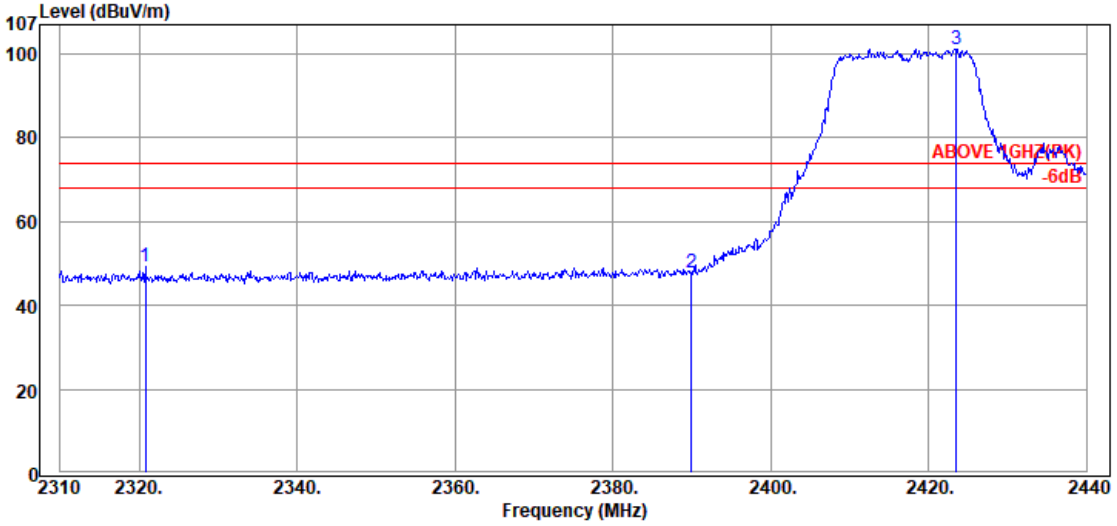

Antenna at Horizontal Polarization

	Emission Frequency (MHz)	Antenna Factor (dB/m)	Cable Loss (dB)	Meter Reading (dBμV)	Emission Level (dBμV/m)	Limits (dBμV/m)	Margin (dB)	Detector
	2320.79	27.88	5.94	15.36	49.18	74.00	24.82	Peak
	2389.95	28.32	6.02	13.63	47.97	74.00	26.03	Peak
@	2423.49	28.45	6.06	66.70	101.21	---	---	Peak

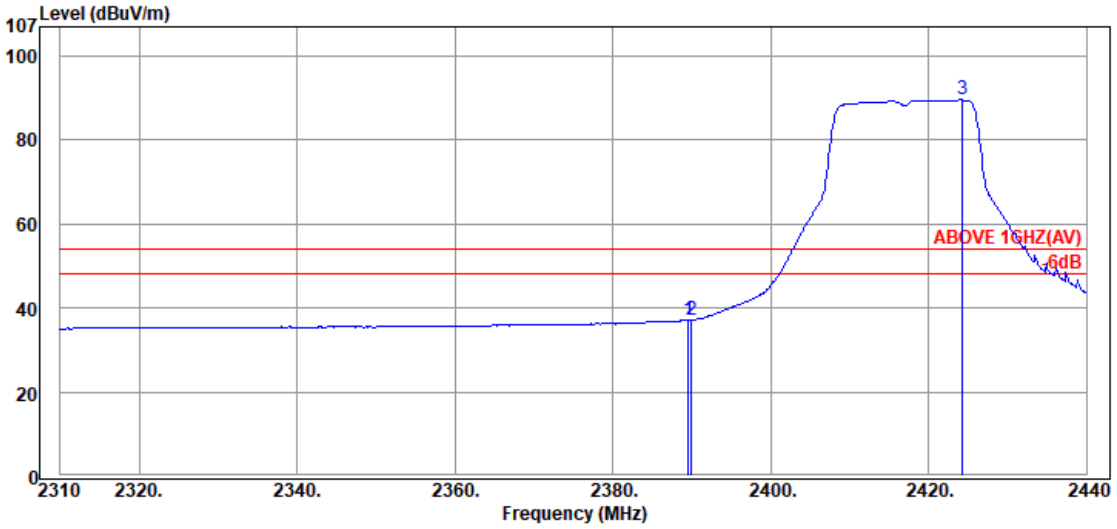

Antenna at Horizontal Polarization

	Emission Frequency (MHz)	Antenna Factor (dB/m)	Cable Loss (dB)	Meter Reading (dBμV)	Emission Level (dBμV/m)	Limits (dBμV/m)	Margin (dB)	Detector
	2389.56	28.32	6.02	2.76	37.10	54.00	16.90	Average
	2389.95	28.32	6.02	2.77	37.11	54.00	16.89	Average
@	2424.27	28.45	6.06	55.05	89.56	---	---	Average

Remark: The "@" means fundamental frequency, it is ignored in this section.

This test report may be reproduced in full only. The document may only be updated by Audix Technology Corp. personnel. Any changes will be noted in the Document History section of the report.

Audix Technology Corp.
No. 53-11, Dingfu, Linkou, Dist.,
New Taipei City244, Taiwan
Tel: +886 2 26099301
Fax: +886 2 26099303

Mode	802.11n-HT20	Frequency	TX 2417MHz

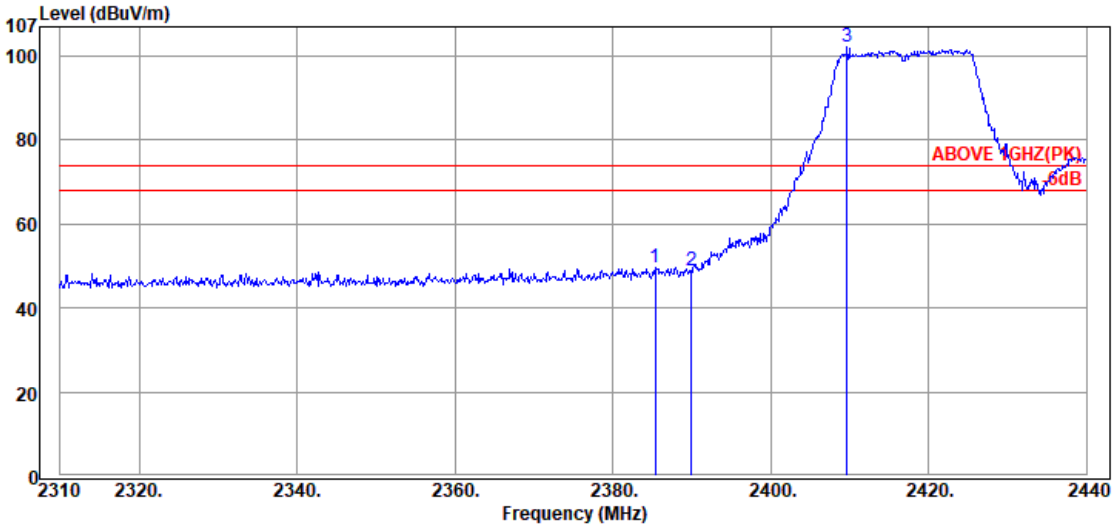

Antenna at Vertical Polarization

	Emission Frequency (MHz)	Antenna Factor (dB/m)	Cable Loss (dB)	Meter Reading (dBμV)	Emission Level (dBμV/m)	Limits (dBμV/m)	Margin (dB)	Detector
	2385.40	28.28	6.02	15.40	49.70	74.00	24.30	Peak
	2389.95	28.32	6.02	14.51	48.85	74.00	25.15	Peak
@	2409.71	28.42	6.05	67.58	102.05	---	---	Peak

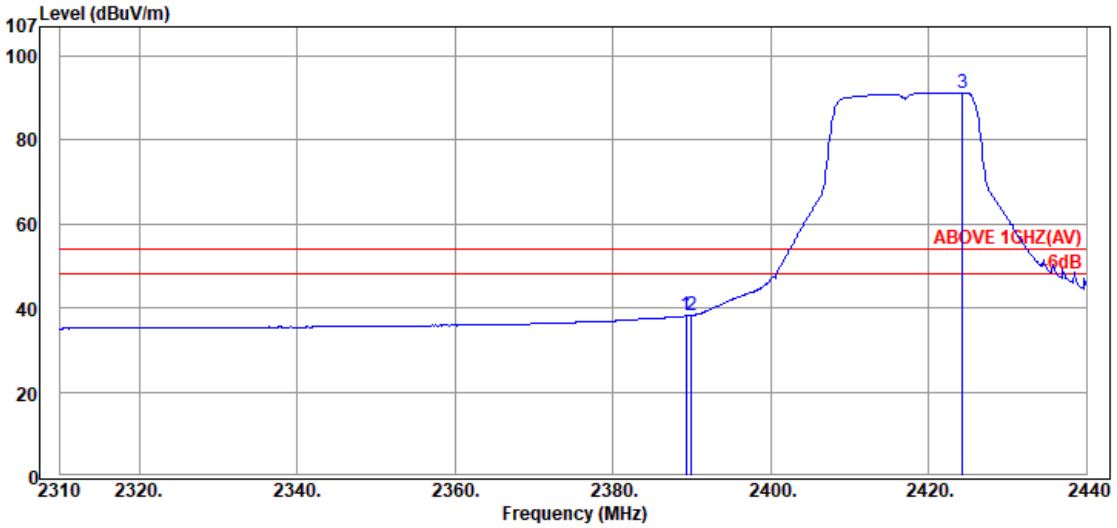

Antenna at Vertical Polarization

	Emission Frequency (MHz)	Antenna Factor (dB/m)	Cable Loss (dB)	Meter Reading (dBμV)	Emission Level (dBμV/m)	Limits (dBμV/m)	Margin (dB)	Detector
	2389.30	28.31	6.02	3.80	38.13	54.00	15.87	Average
	2389.95	28.32	6.02	3.89	38.23	54.00	15.77	Average
@	2424.27	28.45	6.06	56.82	91.33	---	---	Average

Remark: The "@" means fundamental frequency, it is ignored in this section.

This test report may be reproduced in full only. The document may only be updated by Audix Technology Corp. personnel. Any changes will be noted in the Document History section of the report.

Audix Technology Corp.
No. 53-11, Dingfu, Linkou, Dist.,
New Taipei City244, Taiwan
Tel: +886 2 26099301
Fax: +886 2 26099303

Mode	802.11n-HT20	Frequency	TX 2457MHz

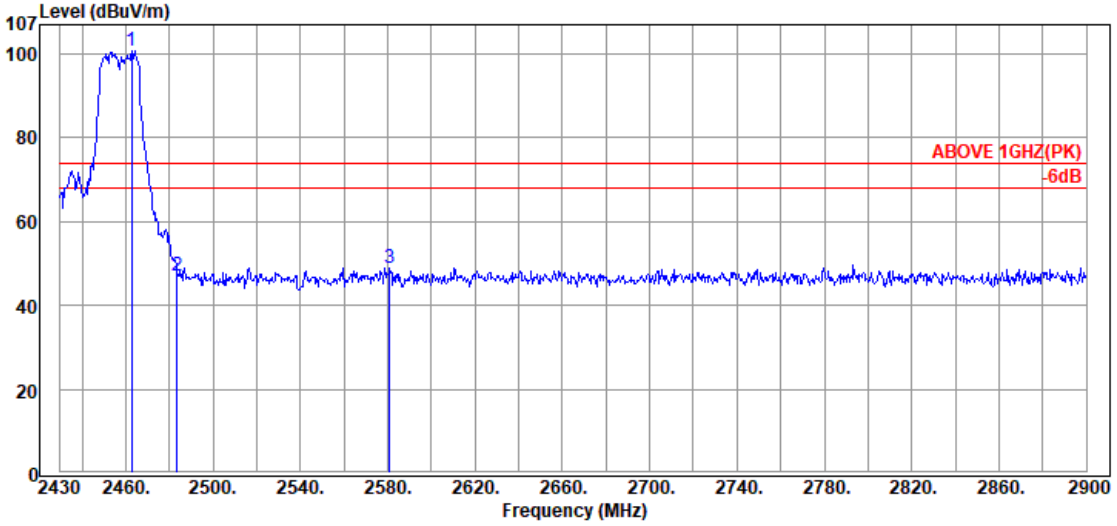

Antenna at Horizontal Polarization

	Emission Frequency (MHz)	Antenna Factor (dB/m)	Cable Loss (dB)	Meter Reading (dBμV)	Emission Level (dBμV/m)	Limits (dBμV/m)	Margin (dB)	Detector
@	2462.90	28.58	6.11	66.14	100.83	---	---	Peak
	2483.58	28.70	6.13	12.27	47.10	74.00	26.90	Peak
	2580.87	29.02	6.26	13.78	49.06	74.00	24.94	Peak

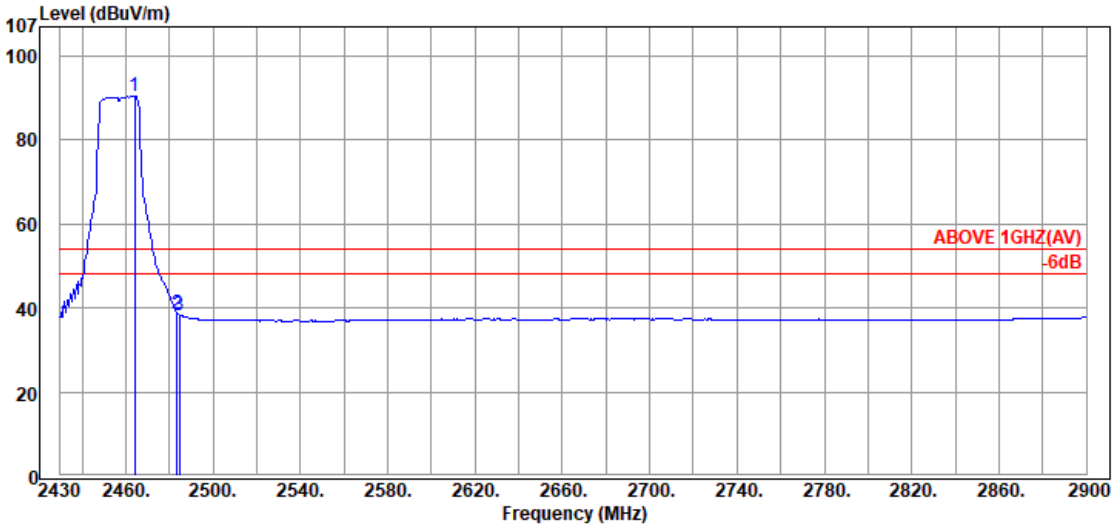

Antenna at Horizontal Polarization

	Emission Frequency (MHz)	Antenna Factor (dB/m)	Cable Loss (dB)	Meter Reading (dBμV)	Emission Level (dBμV/m)	Limits (dBμV/m)	Margin (dB)	Detector
@	2464.31	28.59	6.11	55.72	90.42	---	---	Average
	2483.58	28.70	6.13	3.90	38.73	54.00	15.27	Average
	2484.52	28.71	6.13	3.51	38.35	54.00	15.65	Average

Remark: The "@" means fundamental frequency, it is ignored in this section.

This test report may be reproduced in full only. The document may only be updated by Audix Technology Corp. personnel. Any changes will be noted in the Document History section of the report.

Audix Technology Corp.
No. 53-11, Dingfu, Linkou, Dist.,
New Taipei City244, Taiwan
Tel: +886 2 26099301
Fax: +886 2 26099303

Mode	802.11n-HT20	Frequency	TX 2457MHz

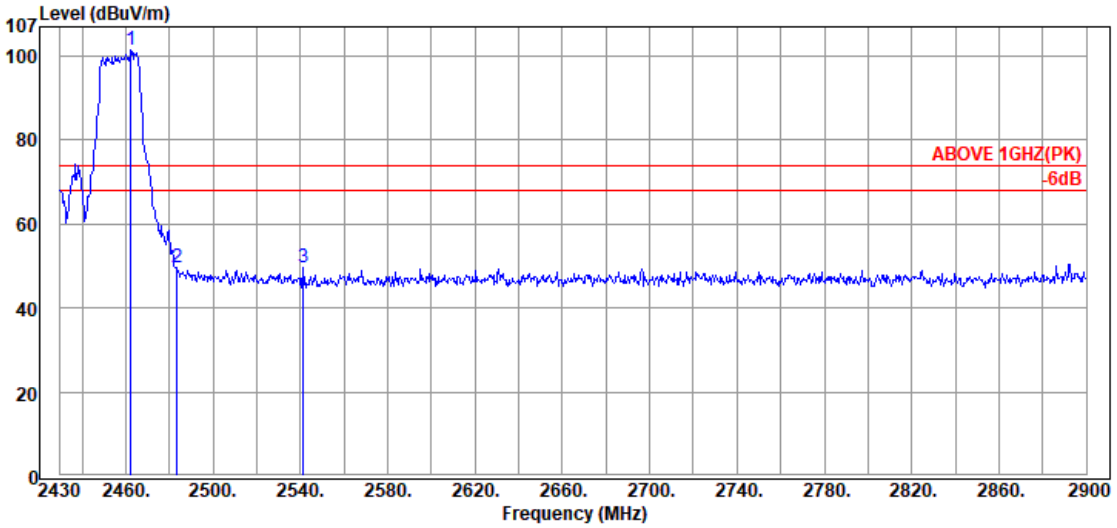

Antenna at Vertical Polarization

	Emission Frequency (MHz)	Antenna Factor (dB/m)	Cable Loss (dB)	Meter Reading (dBμV)	Emission Level (dBμV/m)	Limits (dBμV/m)	Margin (dB)	Detector
@	2462.43	28.57	6.11	66.80	101.48	---	---	Peak
	2483.58	28.70	6.13	14.79	49.62	74.00	24.38	Peak
	2541.39	28.88	6.20	14.50	49.58	74.00	24.42	Peak

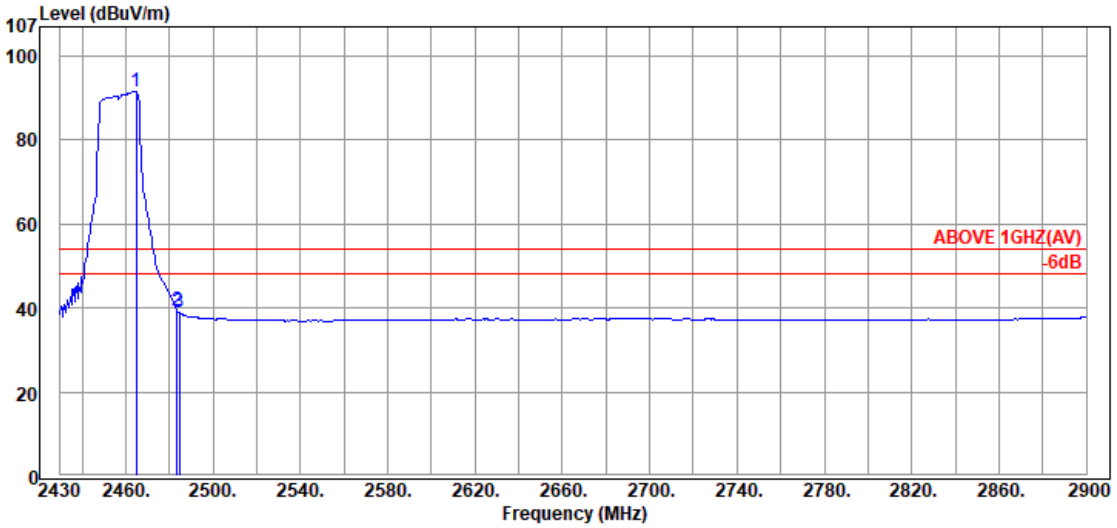

Antenna at Vertical Polarization

	Emission Frequency (MHz)	Antenna Factor (dB/m)	Cable Loss (dB)	Meter Reading (dBμV)	Emission Level (dBμV/m)	Limits (dBμV/m)	Margin (dB)	Detector
@	2464.78	28.59	6.11	56.86	91.56	---	---	Average
	2483.58	28.70	6.13	4.53	39.36	54.00	14.64	Average
	2484.52	28.71	6.13	4.10	38.94	54.00	15.06	Average

Remark: The "@" means fundamental frequency, it is ignored in this section.

This test report may be reproduced in full only. The document may only be updated by Audix Technology Corp. personnel. Any changes will be noted in the Document History section of the report.

Audix Technology Corp.
No. 53-11, Dingfu, Linkou, Dist.,
New Taipei City244, Taiwan
Tel: +886 2 26099301
Fax: +886 2 26099303

Mode	802.11n-HT20	Frequency	TX 2462MHz

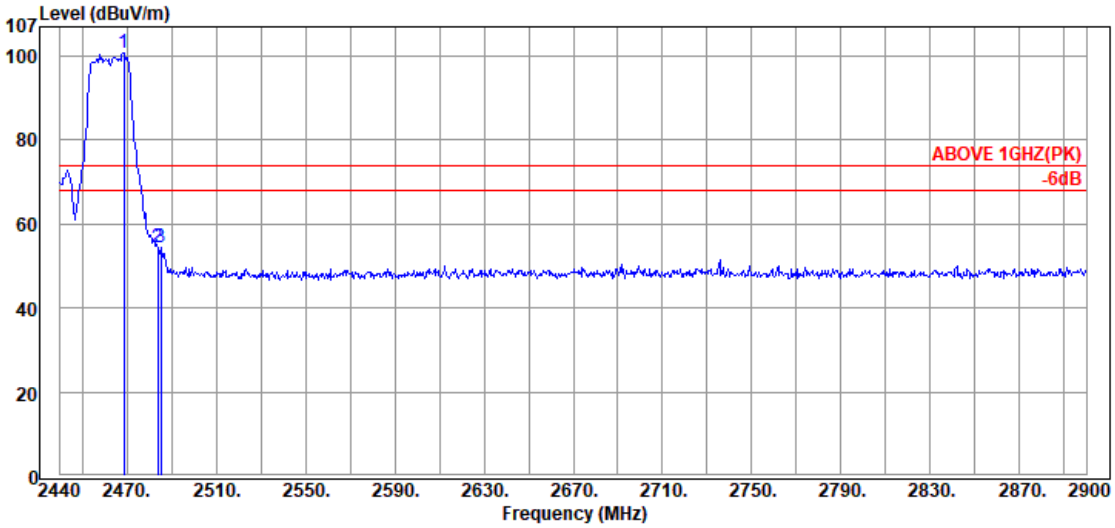

Antenna at Horizontal Polarization

	Emission Frequency (MHz)	Antenna Factor (dB/m)	Cable Loss (dB)	Meter Reading (dBμV)	Emission Level (dBμV/m)	Limits (dBμV/m)	Margin (dB)	Detector
@	2468.52	28.61	6.11	66.17	100.89	---	---	Peak
	2483.70	28.70	6.13	19.58	54.41	74.00	19.59	Peak
	2485.08	28.71	6.13	19.73	54.57	74.00	19.43	Peak

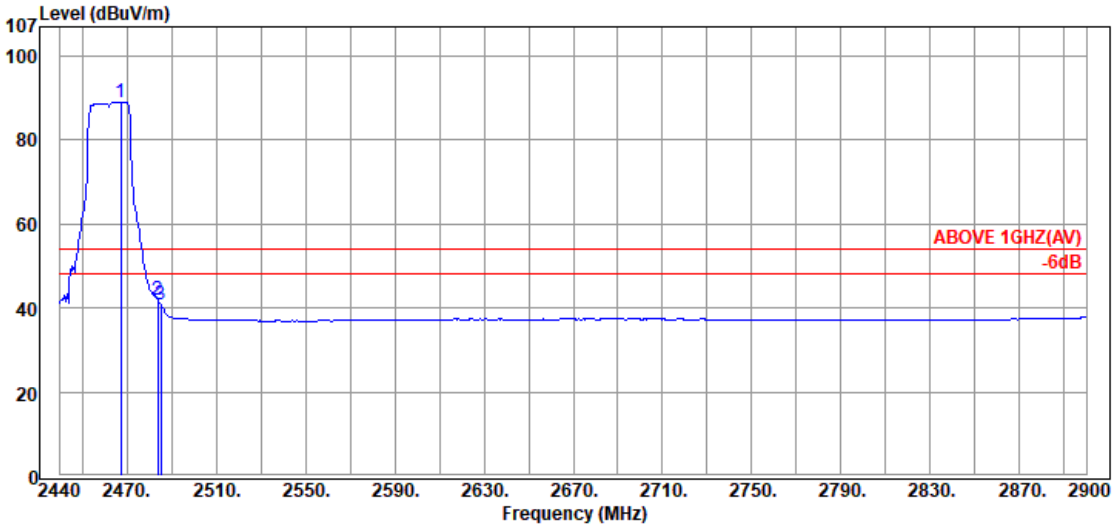

Antenna at Horizontal Polarization

	Emission Frequency (MHz)	Antenna Factor (dB/m)	Cable Loss (dB)	Meter Reading (dBμV)	Emission Level (dBμV/m)	Limits (dBμV/m)	Margin (dB)	Detector
@	2467.14	28.60	6.11	54.41	89.12	---	---	Average
	2483.70	28.70	6.13	7.08	41.91	54.00	12.09	Average
	2485.08	28.71	6.13	6.04	40.88	54.00	13.12	Average

Remark: The "@" means fundamental frequency, it is ignored in this section.

This test report may be reproduced in full only. The document may only be updated by Audix Technology Corp. personnel. Any changes will be noted in the Document History section of the report.

Audix Technology Corp.
No. 53-11, Dingfu, Linkou, Dist.,
New Taipei City244, Taiwan
Tel: +886 2 26099301
Fax: +886 2 26099303

Mode	802.11n-HT20	Frequency	TX 2462MHz

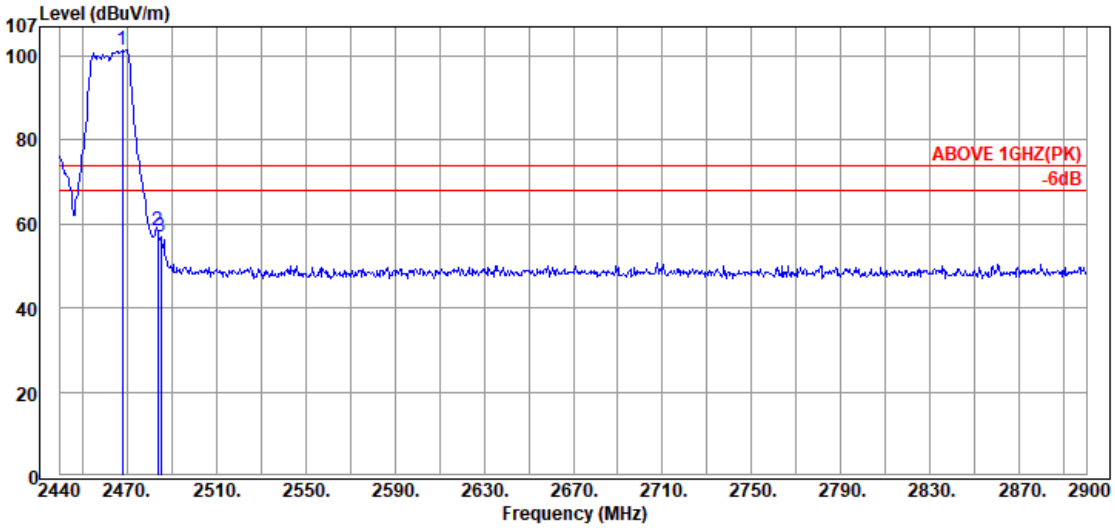

Antenna at Vertical Polarization

	Emission Frequency (MHz)	Antenna Factor (dB/m)	Cable Loss (dB)	Meter Reading (dBμV)	Emission Level (dBμV/m)	Limits (dBμV/m)	Margin (dB)	Detector
@	2468.06	28.61	6.11	66.73	101.45	---	---	Peak
	2483.70	28.70	6.13	23.51	58.34	74.00	15.66	Peak
	2485.08	28.71	6.13	21.99	56.83	74.00	17.17	Peak

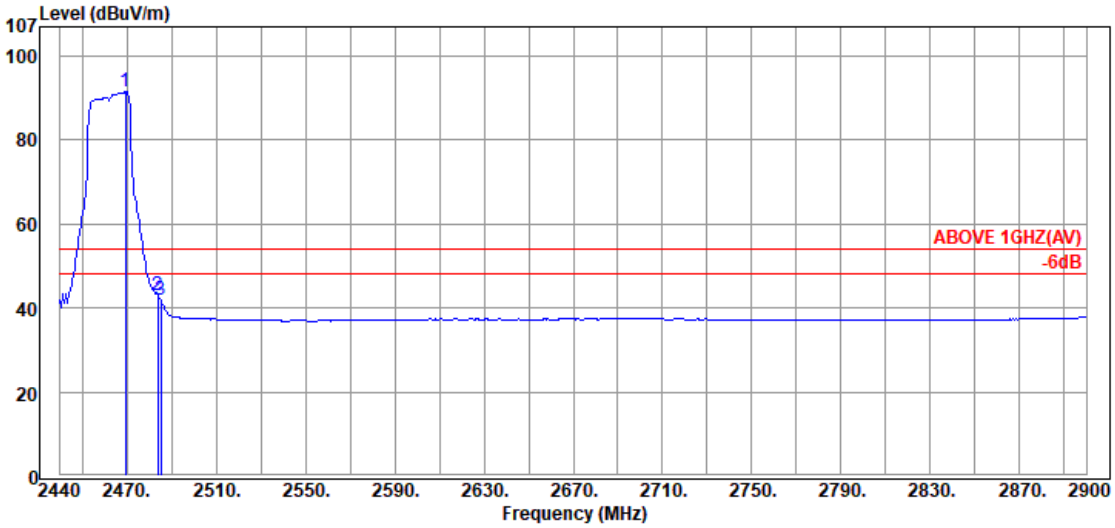

Antenna at Vertical Polarization

	Emission Frequency (MHz)	Antenna Factor (dB/m)	Cable Loss (dB)	Meter Reading (dBμV)	Emission Level (dBμV/m)	Limits (dBμV/m)	Margin (dB)	Detector
@	2469.44	28.62	6.12	56.74	91.48	---	---	Average
	2483.70	28.70	6.13	8.13	42.96	54.00	11.04	Average
	2485.08	28.71	6.13	6.99	41.83	54.00	12.17	Average

Remark: The "@" means fundamental frequency, it is ignored in this section.

This test report may be reproduced in full only. The document may only be updated by Audix Technology Corp. personnel. Any changes will be noted in the Document History section of the report.

Audix Technology Corp.
No. 53-11, Dingfu, Linkou, Dist.,
New Taipei City244, Taiwan
Tel: +886 2 26099301
Fax: +886 2 26099303

Mode	802.11n-HT20	Frequency	TX 2467MHz

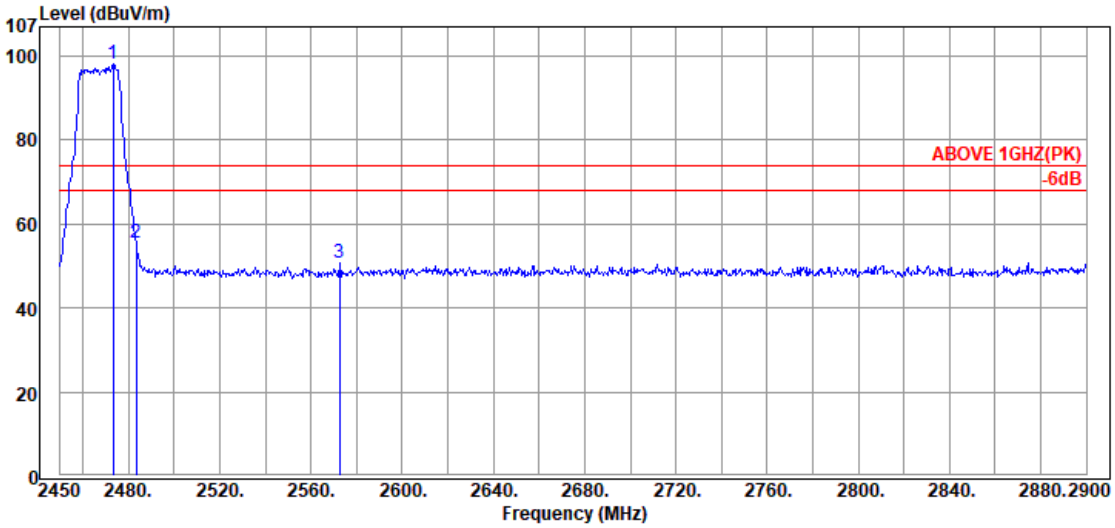

Antenna at Horizontal Polarization

	Emission Frequency (MHz)	Antenna Factor (dB/m)	Cable Loss (dB)	Meter Reading (dBμV)	Emission Level (dBμV/m)	Limits (dBμV/m)	Margin (dB)	Detector
@	2473.40	28.64	6.12	63.54	98.30	---	---	Peak
	2483.30	28.70	6.13	20.72	55.55	74.00	18.45	Peak
	2572.40	28.99	6.25	15.64	50.88	74.00	23.12	Peak

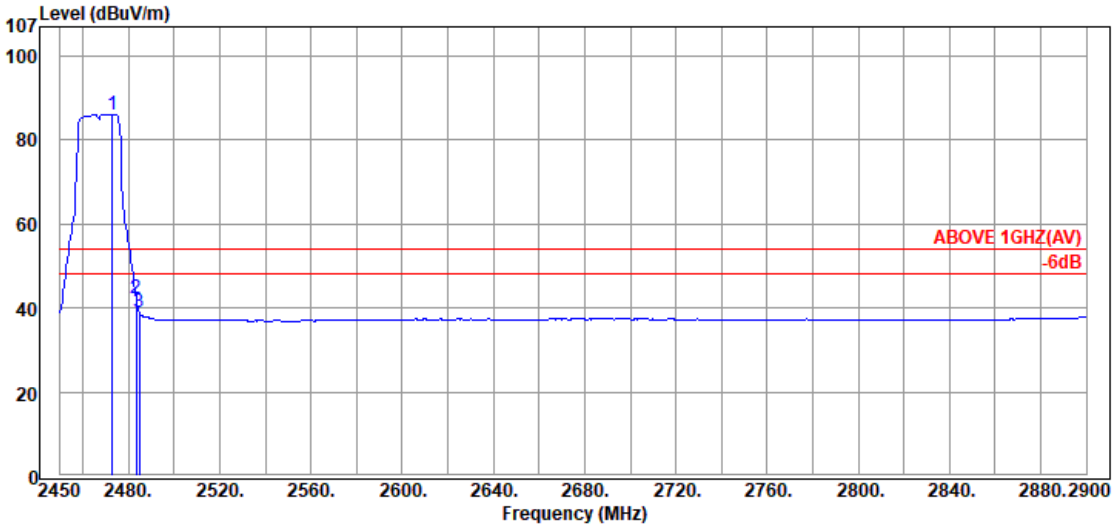

Antenna at Horizontal Polarization

	Emission Frequency (MHz)	Antenna Factor (dB/m)	Cable Loss (dB)	Meter Reading (dBμV)	Emission Level (dBμV/m)	Limits (dBμV/m)	Margin (dB)	Detector
@	2472.95	28.64	6.12	51.45	86.21	---	---	Average
	2483.30	28.70	6.13	7.55	42.38	54.00	11.62	Average
	2484.65	28.71	6.13	4.19	39.03	54.00	14.97	Average

Remark: The "@" means fundamental frequency, it is ignored in this section.

This test report may be reproduced in full only. The document may only be updated by Audix Technology Corp. personnel. Any changes will be noted in the Document History section of the report.

Audix Technology Corp.
No. 53-11, Dingfu, Linkou, Dist.,
New Taipei City244, Taiwan
Tel: +886 2 26099301
Fax: +886 2 26099303

Mode	802.11n-HT20	Frequency	TX 2467MHz

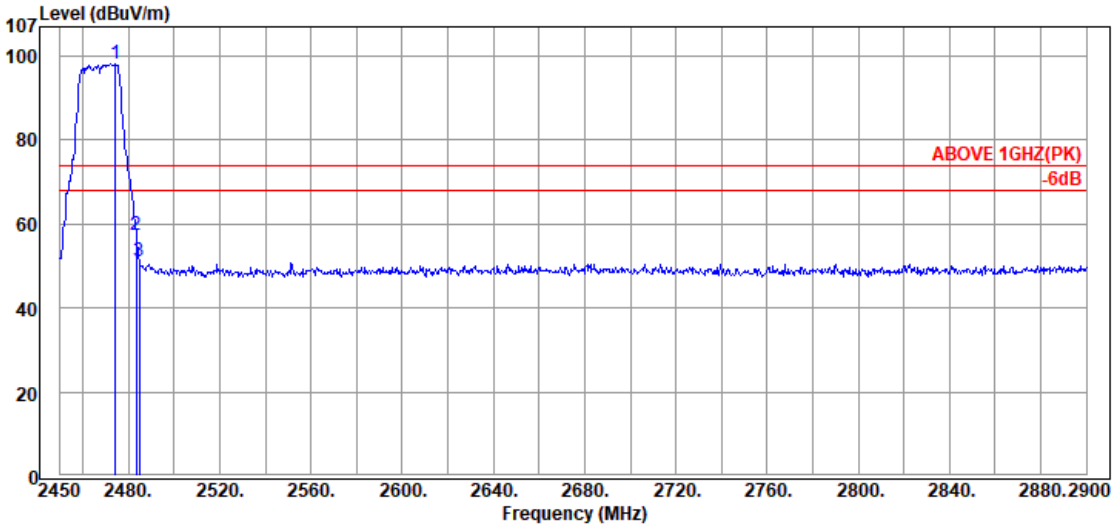

Antenna at Vertical Polarization

	Emission Frequency (MHz)	Antenna Factor (dB/m)	Cable Loss (dB)	Meter Reading (dBμV)	Emission Level (dBμV/m)	Limits (dBμV/m)	Margin (dB)	Detector
@	2474.30	28.65	6.12	63.38	98.15	---	---	Peak
	2483.30	28.70	6.13	22.36	57.19	74.00	16.81	Peak
	2484.65	28.71	6.13	16.14	50.98	74.00	23.02	Peak

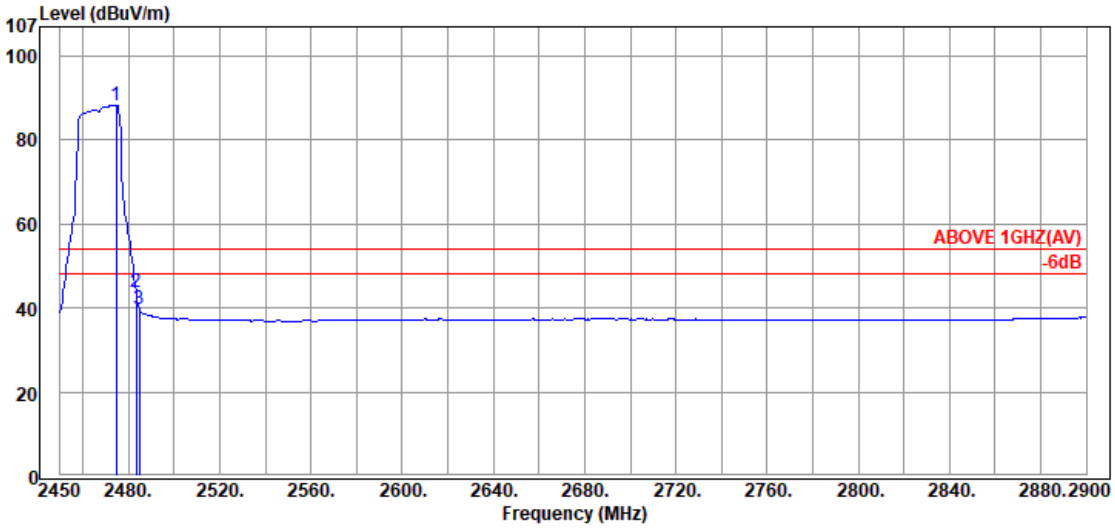

Antenna at Vertical Polarization

	Emission Frequency (MHz)	Antenna Factor (dB/m)	Cable Loss (dB)	Meter Reading (dBμV)	Emission Level (dBμV/m)	Limits (dBμV/m)	Margin (dB)	Detector
@	2474.75	28.65	6.12	53.54	88.31	---	---	Average
	2483.30	28.70	6.13	8.97	43.80	54.00	10.20	Average
	2484.65	28.71	6.13	5.02	39.86	54.00	14.14	Average

Remark: The "@" means fundamental frequency, it is ignored in this section.

This test report may be reproduced in full only. The document may only be updated by Audix Technology Corp. personnel. Any changes will be noted in the Document History section of the report.

Audix Technology Corp.
No. 53-11, Dingfu, Linkou, Dist.,
New Taipei City244, Taiwan
Tel: +886 2 26099301
Fax: +886 2 26099303

Mode	802.11n-HT20	Frequency	TX 2472MHz

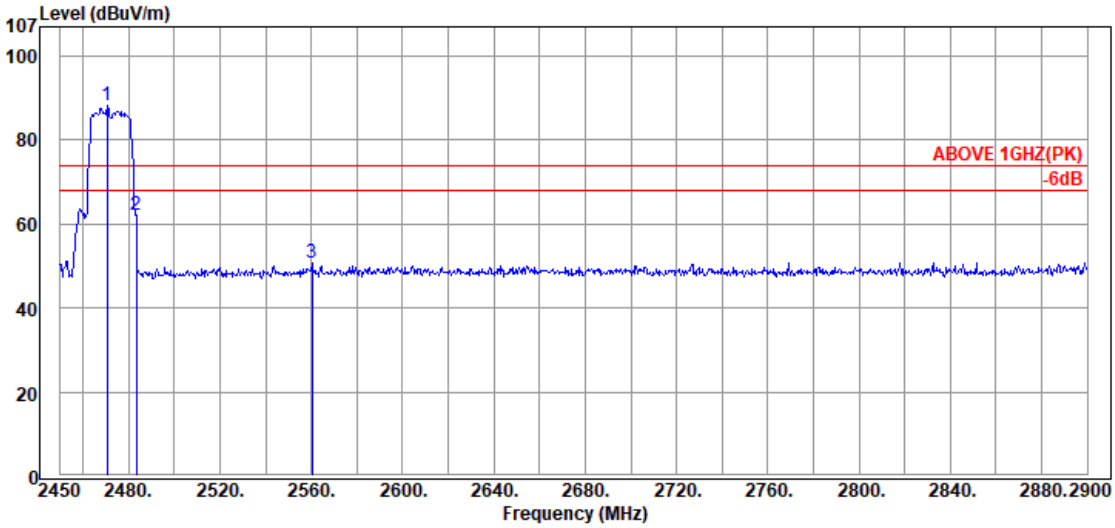

Antenna at Horizontal Polarization

	Emission Frequency (MHz)	Antenna Factor (dB/m)	Cable Loss (dB)	Meter Reading (dBμV)	Emission Level (dBμV/m)	Limits (dBμV/m)	Margin (dB)	Detector
@	2470.70	28.62	6.12	53.34	88.08	---	---	Peak
	2483.30	28.70	6.13	27.27	62.10	74.00	11.90	Peak
	2560.25	28.94	6.23	15.46	50.63	74.00	23.37	Peak

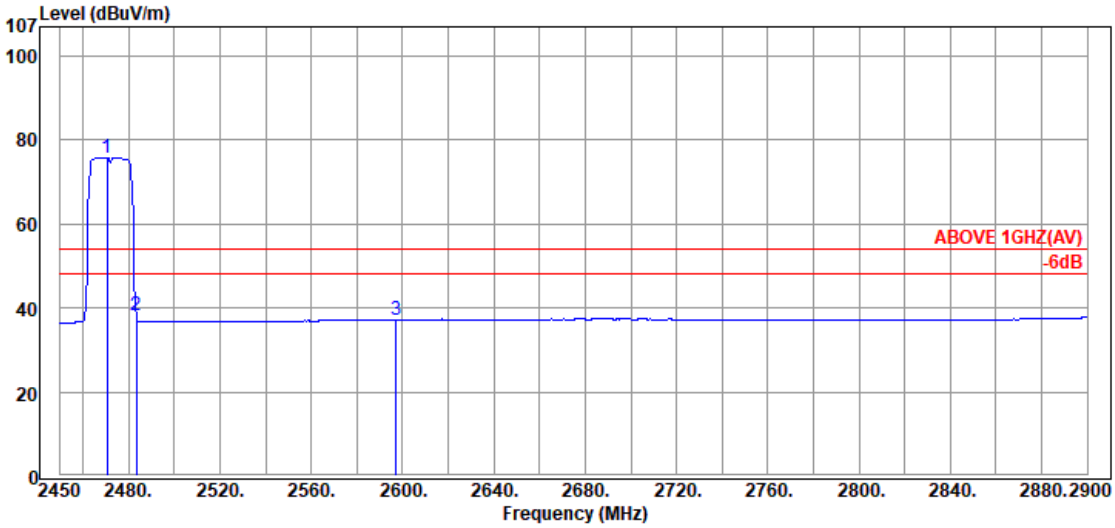

Antenna at Horizontal Polarization

	Emission Frequency (MHz)	Antenna Factor (dB/m)	Cable Loss (dB)	Meter Reading (dBμV)	Emission Level (dBμV/m)	Limits (dBμV/m)	Margin (dB)	Detector
@	2470.70	28.62	6.12	41.13	75.87	---	---	Average
	2483.30	28.70	6.13	3.43	38.26	54.00	15.74	Average
	2597.15	29.09	6.28	1.90	37.27	54.00	16.73	Average

Remark: The "@" means fundamental frequency, it is ignored in this section.

This test report may be reproduced in full only. The document may only be updated by Audix Technology Corp. personnel. Any changes will be noted in the Document History section of the report.

Audix Technology Corp.
No. 53-11, Dingfu, Linkou, Dist.,
New Taipei City244, Taiwan
Tel: +886 2 26099301
Fax: +886 2 26099303

Mode	802.11n-HT20	Frequency	TX 2472MHz

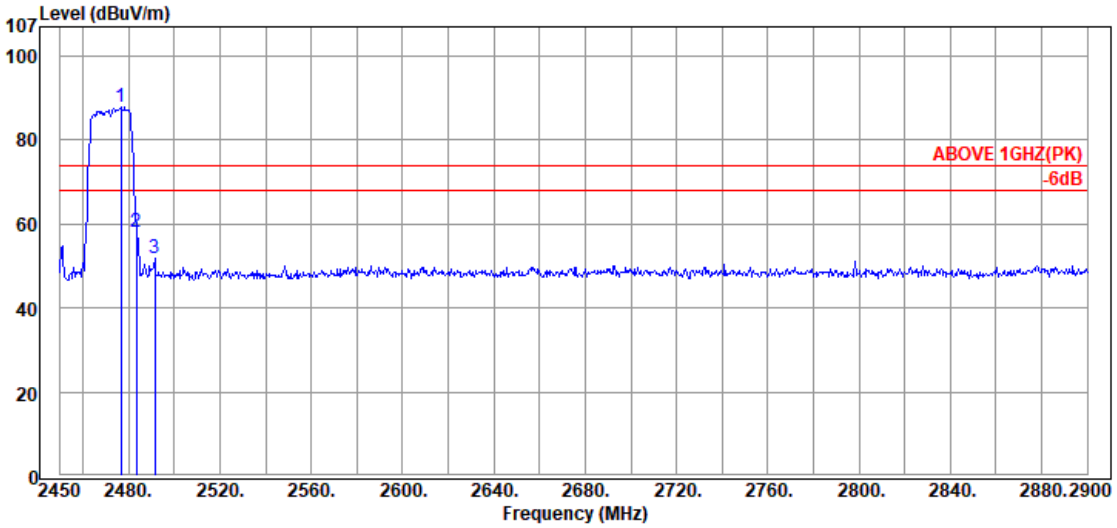

Antenna at Vertical Polarization

	Emission Frequency (MHz)	Antenna Factor (dB/m)	Cable Loss (dB)	Meter Reading (dBμV)	Emission Level (dBμV/m)	Limits (dBμV/m)	Margin (dB)	Detector
@	2476.55	28.66	6.12	53.27	88.05	---	---	Peak
	2483.30	28.70	6.13	23.39	58.22	74.00	15.78	Peak
	2491.40	28.75	6.14	16.98	51.87	74.00	22.13	Peak

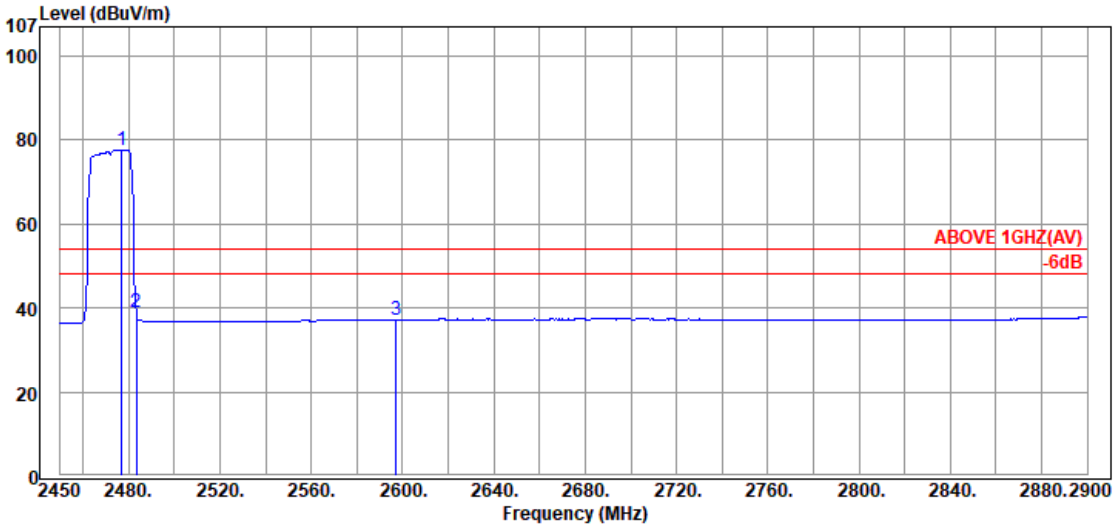

Antenna at Vertical Polarization

	Emission Frequency (MHz)	Antenna Factor (dB/m)	Cable Loss (dB)	Meter Reading (dBμV)	Emission Level (dBμV/m)	Limits (dBμV/m)	Margin (dB)	Detector
@	2477.00	28.66	6.12	42.88	77.66	---	---	Average
	2483.30	28.70	6.13	4.09	38.92	54.00	15.08	Average
	2597.15	29.09	6.28	1.87	37.24	54.00	16.76	Average

Remark: The "@" means fundamental frequency, it is ignored in this section.

This test report may be reproduced in full only. The document may only be updated by Audix Technology Corp. personnel. Any changes will be noted in the Document History section of the report.

Audix Technology Corp.
No. 53-11, Dingfu, Linkou, Dist.,
New Taipei City244, Taiwan
Tel: +886 2 26099301
Fax: +886 2 26099303

Mode	802.11n-HT40	Frequency	TX 2422MHz

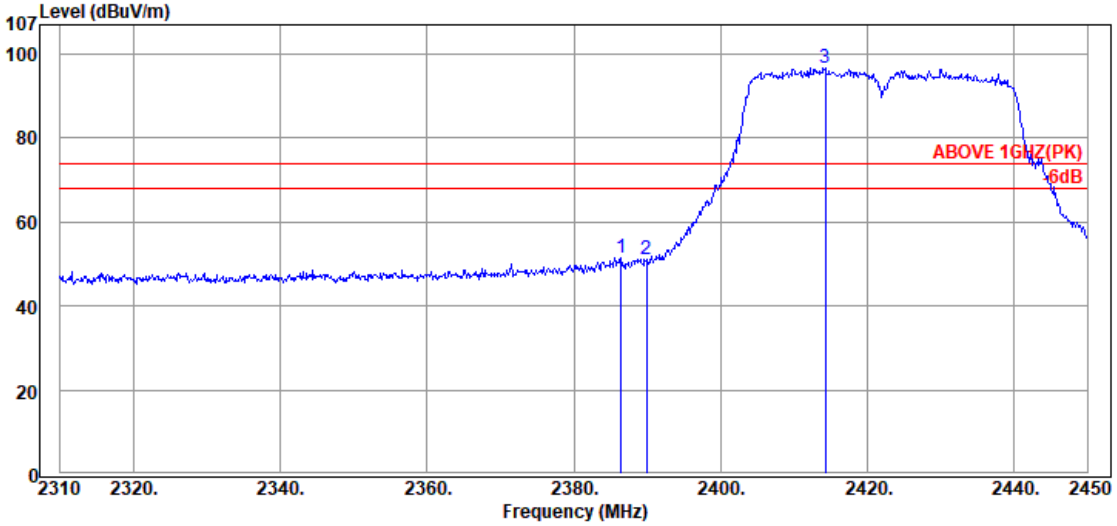

Antenna at Horizontal Polarization

	Emission Frequency (MHz)	Antenna Factor (dB/m)	Cable Loss (dB)	Meter Reading (dBμV)	Emission Level (dBμV/m)	Limits (dBμV/m)	Margin (dB)	Detector
	2386.44	28.29	6.02	17.28	51.59	74.00	22.41	Peak
	2389.94	28.32	6.02	16.73	51.07	74.00	22.93	Peak
@	2414.30	28.43	6.05	62.38	96.86	---	---	Peak

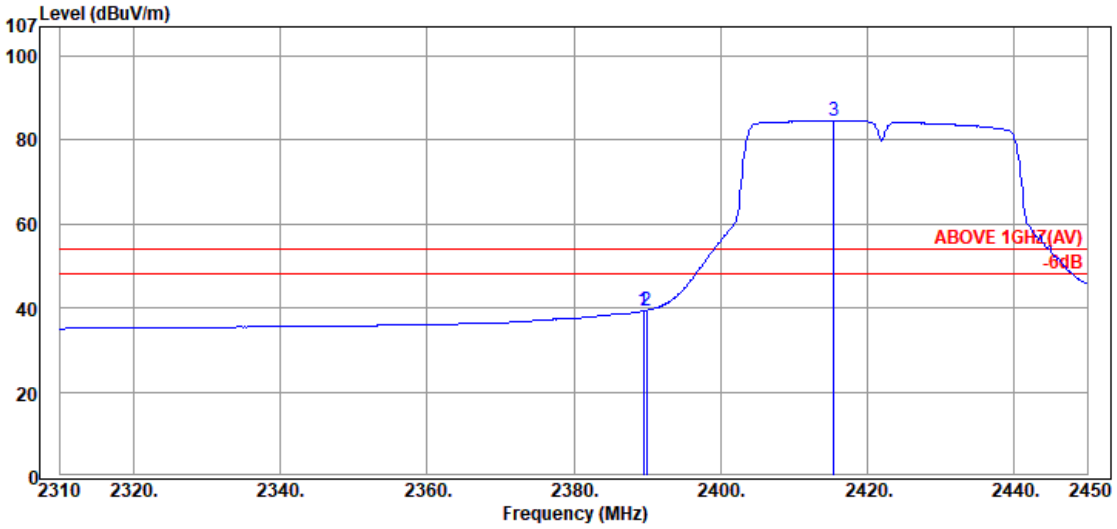

Antenna at Horizontal Polarization

	Emission Frequency (MHz)	Antenna Factor (dB/m)	Cable Loss (dB)	Meter Reading (dBμV)	Emission Level (dBμV/m)	Limits (dBμV/m)	Margin (dB)	Detector
	2389.52	28.32	6.02	4.97	39.31	54.00	14.69	Average
	2389.94	28.32	6.02	5.14	39.48	54.00	14.52	Average
@	2415.42	28.43	6.05	50.19	84.67	---	---	Average

Remark: The "@" means fundamental frequency, it is ignored in this section.

This test report may be reproduced in full only. The document may only be updated by Audix Technology Corp. personnel. Any changes will be noted in the Document History section of the report.

Audix Technology Corp.
No. 53-11, Dingfu, Linkou, Dist.,
New Taipei City244, Taiwan
Tel: +886 2 26099301
Fax: +886 2 26099303

Mode	802.11n-HT40	Frequency	TX 2422MHz

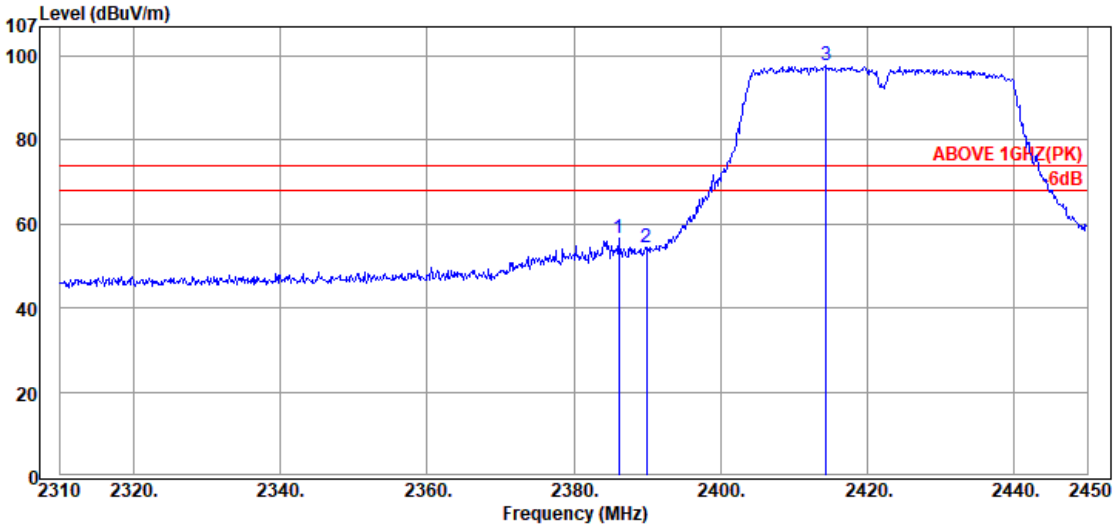

Antenna at Vertical Polarization

	Emission Frequency (MHz)	Antenna Factor (dB/m)	Cable Loss (dB)	Meter Reading (dBμV)	Emission Level (dBμV/m)	Limits (dBμV/m)	Margin (dB)	Detector
	2386.16	28.29	6.02	22.27	56.58	74.00	17.42	Peak
	2389.94	28.32	6.02	20.03	54.37	74.00	19.63	Peak
@	2414.44	28.43	6.05	63.49	97.97	---	---	Peak

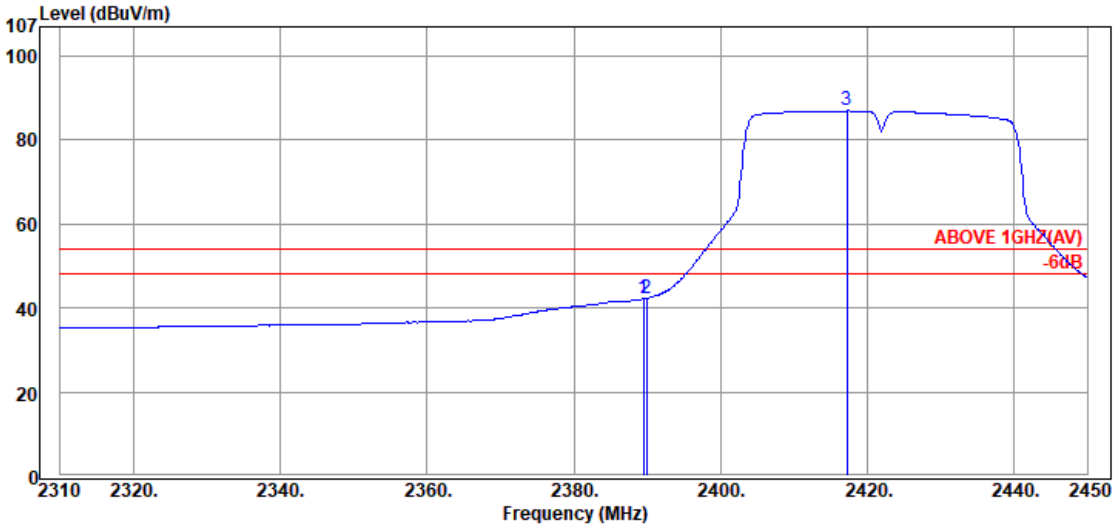

Antenna at Vertical Polarization

	Emission Frequency (MHz)	Antenna Factor (dB/m)	Cable Loss (dB)	Meter Reading (dBμV)	Emission Level (dBμV/m)	Limits (dBμV/m)	Margin (dB)	Detector
	2389.52	28.32	6.02	7.81	42.15	54.00	11.85	Average
	2389.94	28.32	6.02	7.96	42.30	54.00	11.70	Average
@	2417.24	28.43	6.06	52.47	86.96	---	---	Average

Remark: The "@" means fundamental frequency, it is ignored in this section.

This test report may be reproduced in full only. The document may only be updated by Audix Technology Corp. personnel. Any changes will be noted in the Document History section of the report.

Audix Technology Corp.
No. 53-11, Dingfu, Linkou, Dist.,
New Taipei City244, Taiwan
Tel: +886 2 26099301
Fax: +886 2 26099303

Mode	802.11n-HT40	Frequency	TX 2427MHz

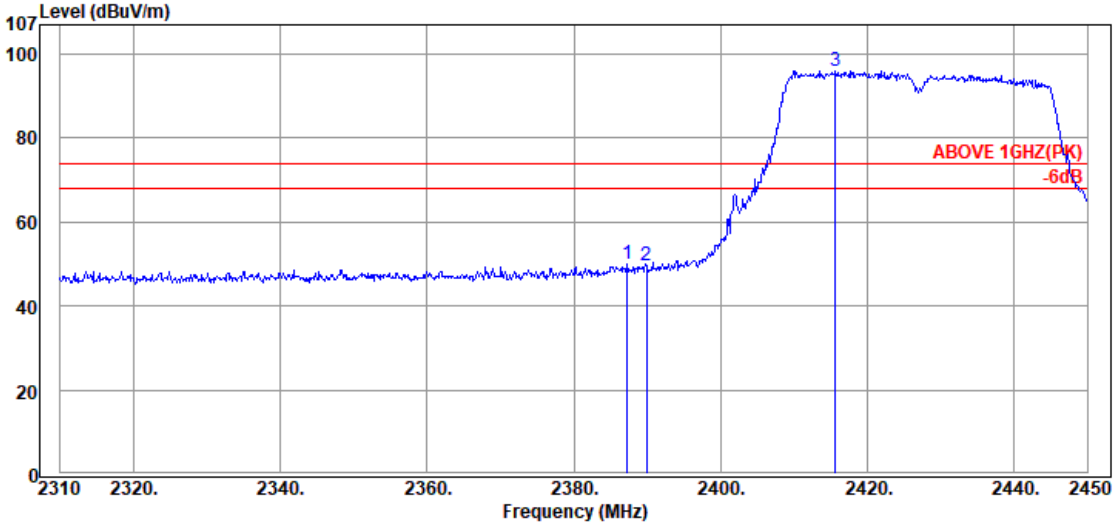

Antenna at Horizontal Polarization

	Emission Frequency (MHz)	Antenna Factor (dB/m)	Cable Loss (dB)	Meter Reading (dBμV)	Emission Level (dBμV/m)	Limits (dBμV/m)	Margin (dB)	Detector
	2387.28	28.30	6.02	15.52	49.84	74.00	24.16	Peak
	2389.94	28.32	6.02	15.45	49.79	74.00	24.21	Peak
@	2415.70	28.43	6.05	61.48	95.96	---	---	Peak

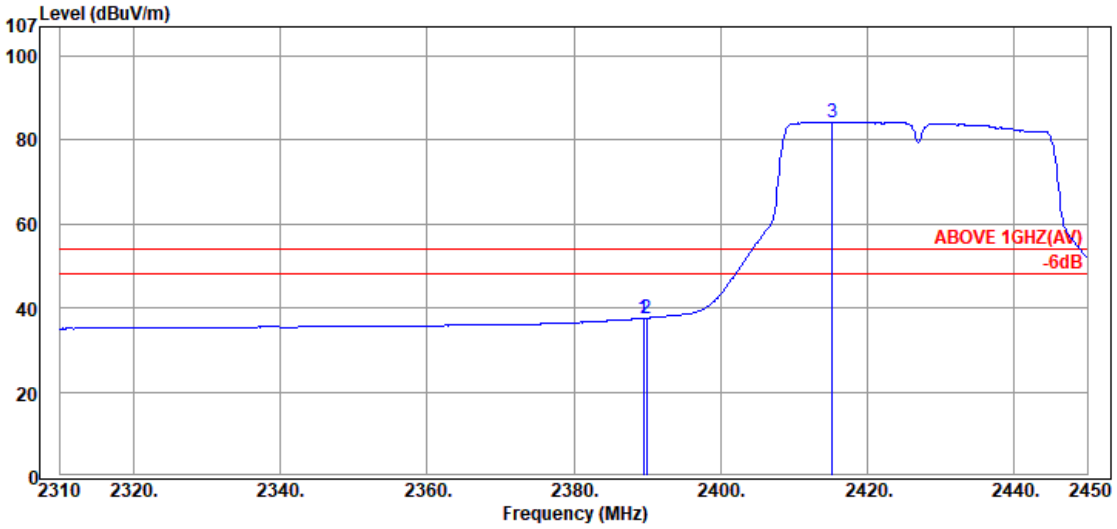

Antenna at Horizontal Polarization

	Emission Frequency (MHz)	Antenna Factor (dB/m)	Cable Loss (dB)	Meter Reading (dBμV)	Emission Level (dBμV/m)	Limits (dBμV/m)	Margin (dB)	Detector
	2389.52	28.32	6.02	3.18	37.52	54.00	16.48	Average
	2389.94	28.32	6.02	3.23	37.57	54.00	16.43	Average
@	2415.28	28.43	6.05	49.82	84.30	---	---	Average

Remark: The "@" means fundamental frequency, it is ignored in this section.

This test report may be reproduced in full only. The document may only be updated by Audix Technology Corp. personnel. Any changes will be noted in the Document History section of the report.

Audix Technology Corp.
No. 53-11, Dingfu, Linkou, Dist.,
New Taipei City244, Taiwan
Tel: +886 2 26099301
Fax: +886 2 26099303

Mode	802.11n-HT40	Frequency	TX 2427MHz

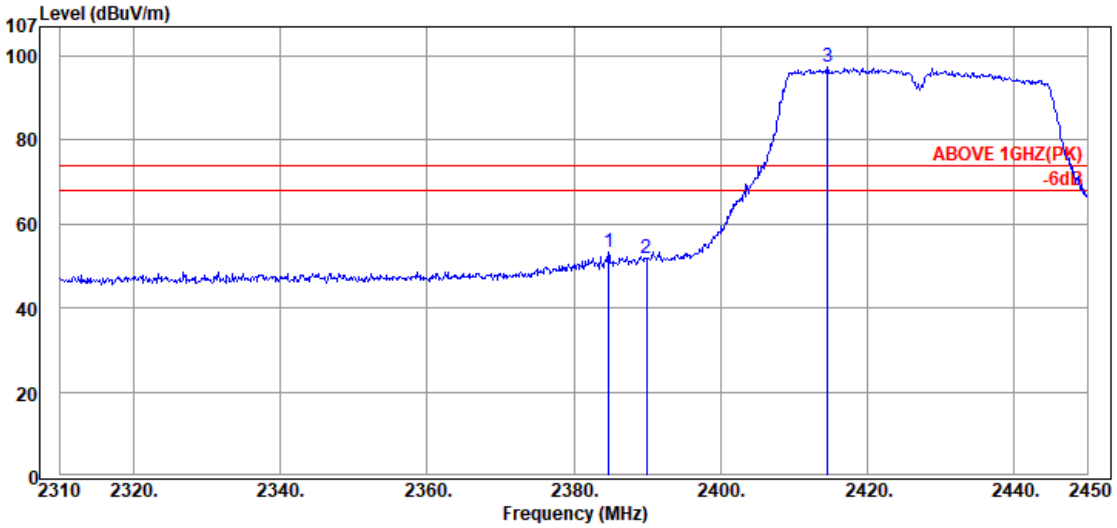

Antenna at Vertical Polarization

	Emission Frequency (MHz)	Antenna Factor (dB/m)	Cable Loss (dB)	Meter Reading (dBμV)	Emission Level (dBμV/m)	Limits (dBμV/m)	Margin (dB)	Detector
	2384.76	28.28	6.02	18.87	53.17	74.00	20.83	Peak
	2389.94	28.32	6.02	17.53	51.87	74.00	22.13	Peak
@	2414.58	28.43	6.05	62.85	97.33	---	---	Peak

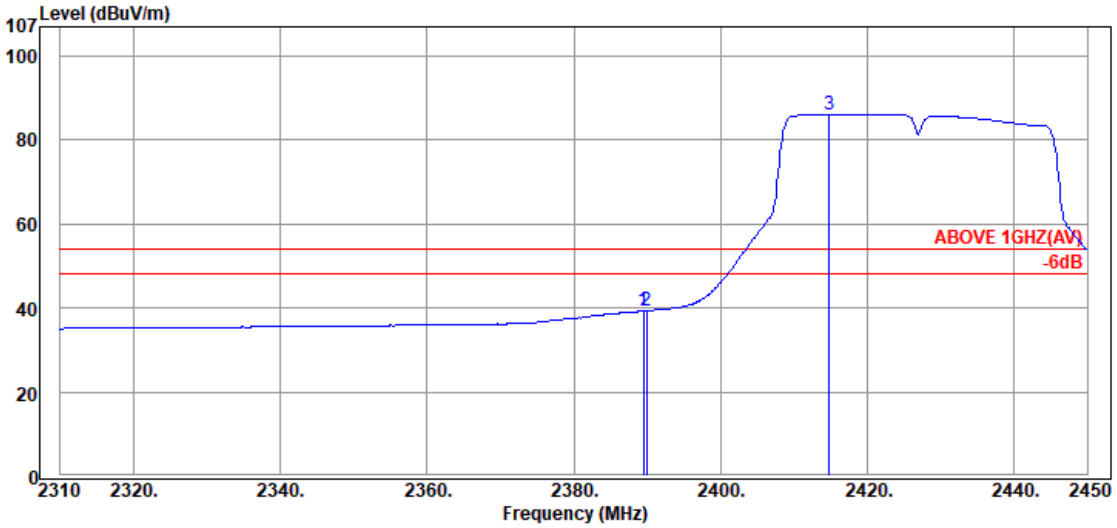

Antenna at Vertical Polarization

	Emission Frequency (MHz)	Antenna Factor (dB/m)	Cable Loss (dB)	Meter Reading (dBμV)	Emission Level (dBμV/m)	Limits (dBμV/m)	Margin (dB)	Detector
	2389.52	28.32	6.02	4.93	39.27	54.00	14.73	Average
	2389.94	28.32	6.02	5.00	39.34	54.00	14.66	Average
@	2414.86	28.43	6.05	51.68	86.16	---	---	Average

Remark: The "@" means fundamental frequency, it is ignored in this section.

This test report may be reproduced in full only. The document may only be updated by Audix Technology Corp. personnel. Any changes will be noted in the Document History section of the report.

Audix Technology Corp.
No. 53-11, Dingfu, Linkou, Dist.,
New Taipei City244, Taiwan
Tel: +886 2 26099301
Fax: +886 2 26099303

Mode	802.11n-HT40	Frequency	TX 2447MHz

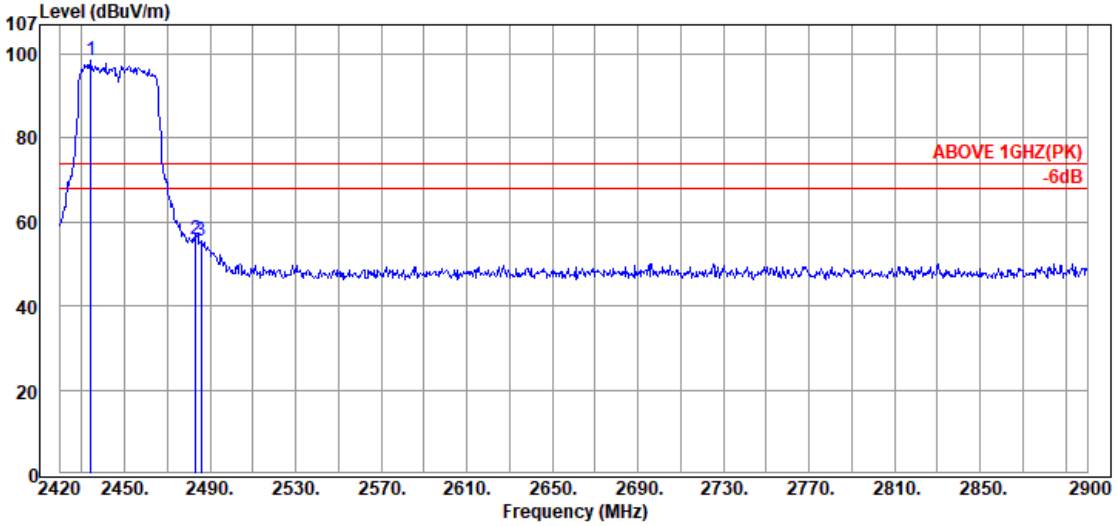

Antenna at Horizontal Polarization

	Emission Frequency (MHz)	Antenna Factor (dB/m)	Cable Loss (dB)	Meter Reading (dBμV)	Emission Level (dBμV/m)	Limits (dBμV/m)	Margin (dB)	Detector
@	2434.40	28.47	6.08	64.04	98.59	---	---	Peak
	2483.36	28.70	6.13	20.92	55.75	74.00	18.25	Peak
	2485.76	28.71	6.13	20.60	55.44	74.00	18.56	Peak

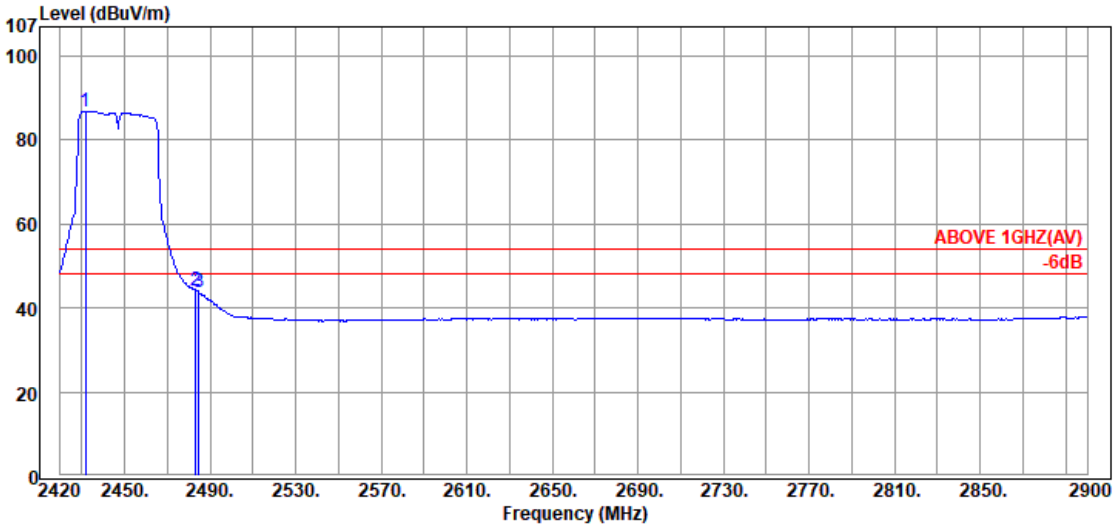

Antenna at Horizontal Polarization

	Emission Frequency (MHz)	Antenna Factor (dB/m)	Cable Loss (dB)	Meter Reading (dBμV)	Emission Level (dBμV/m)	Limits (dBμV/m)	Margin (dB)	Detector
@	2432.00	28.46	6.07	52.35	86.88	---	---	Average
	2483.36	28.70	6.13	9.34	44.17	54.00	9.83	Average
	2484.80	28.71	6.13	8.94	43.78	54.00	10.22	Average

Remark: The "@" means fundamental frequency, it is ignored in this section.

This test report may be reproduced in full only. The document may only be updated by Audix Technology Corp. personnel. Any changes will be noted in the Document History section of the report.

Audix Technology Corp.
No. 53-11, Dingfu, Linkou, Dist.,
New Taipei City244, Taiwan
Tel: +886 2 26099301
Fax: +886 2 26099303

Mode	802.11n-HT40	Frequency	TX 2447MHz

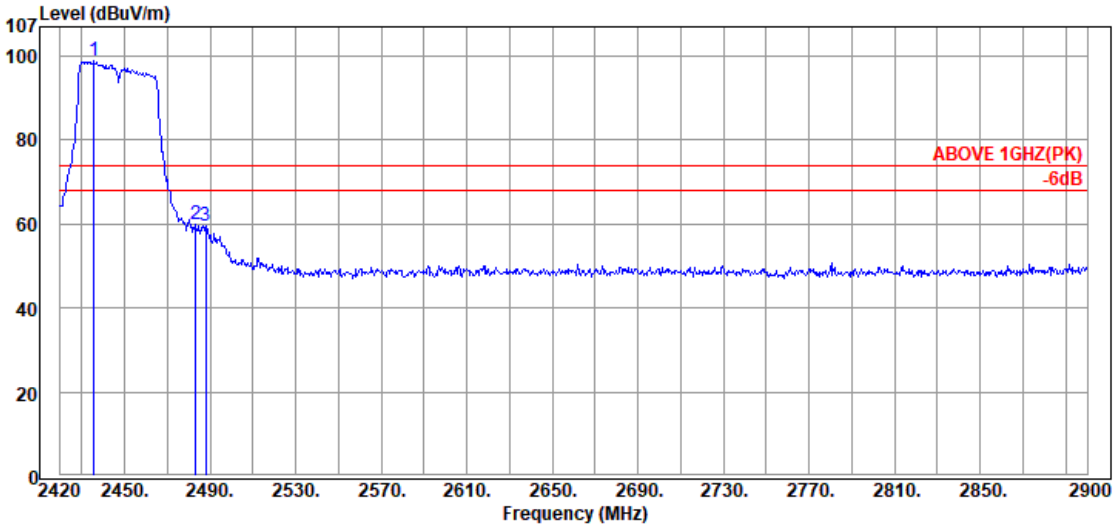

Antenna at Vertical Polarization

	Emission Frequency (MHz)	Antenna Factor (dB/m)	Cable Loss (dB)	Meter Reading (dBμV)	Emission Level (dBμV/m)	Limits (dBμV/m)	Margin (dB)	Detector
@	2435.84	28.47	6.08	64.19	98.74	---	---	Peak
	2483.36	28.70	6.13	25.13	59.96	74.00	14.04	Peak
	2488.16	28.73	6.14	24.73	59.60	74.00	14.40	Peak

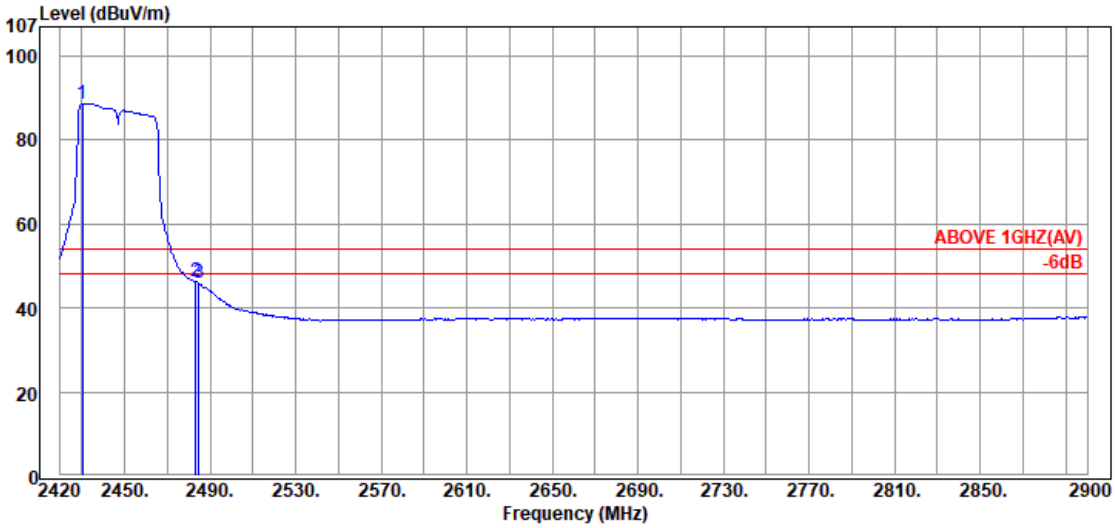

Antenna at Vertical Polarization

	Emission Frequency (MHz)	Antenna Factor (dB/m)	Cable Loss (dB)	Meter Reading (dBμV)	Emission Level (dBμV/m)	Limits (dBμV/m)	Margin (dB)	Detector
@	2430.56	28.46	6.07	54.25	88.78	---	---	Average
	2483.36	28.70	6.13	11.34	46.17	54.00	7.83	Average
	2484.80	28.71	6.13	10.96	45.80	54.00	8.20	Average

Remark: The "@" means fundamental frequency, it is ignored in this section.

This test report may be reproduced in full only. The document may only be updated by Audix Technology Corp. personnel. Any changes will be noted in the Document History section of the report.

Audix Technology Corp.
No. 53-11, Dingfu, Linkou, Dist.,
New Taipei City244, Taiwan
Tel: +886 2 26099301
Fax: +886 2 26099303

Mode	802.11n-HT40	Frequency	TX 2452MHz

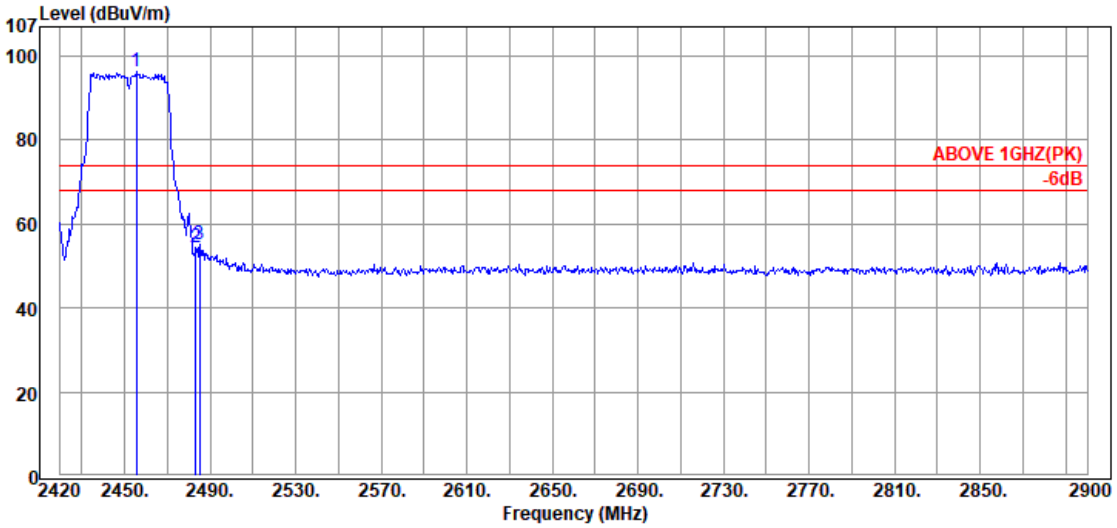

Antenna at Horizontal Polarization

	Emission Frequency (MHz)	Antenna Factor (dB/m)	Cable Loss (dB)	Meter Reading (dBμV)	Emission Level (dBμV/m)	Limits (dBμV/m)	Margin (dB)	Detector
@	2455.52	28.53	6.10	61.60	96.23	---	---	Peak
	2483.36	28.70	6.13	19.53	54.36	74.00	19.64	Peak
	2485.28	28.71	6.13	20.40	55.24	74.00	18.76	Peak

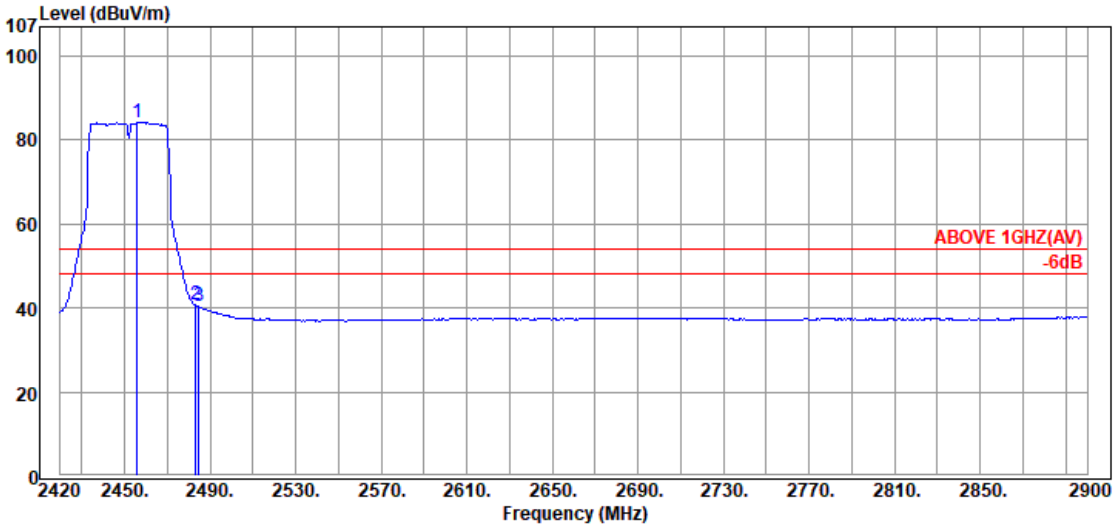

Antenna at Horizontal Polarization

	Emission Frequency (MHz)	Antenna Factor (dB/m)	Cable Loss (dB)	Meter Reading (dBμV)	Emission Level (dBμV/m)	Limits (dBμV/m)	Margin (dB)	Detector
@	2456.00	28.54	6.10	49.71	84.35	---	---	Average
	2483.36	28.70	6.13	5.87	40.70	54.00	13.30	Average
	2484.80	28.71	6.13	5.45	40.29	54.00	13.71	Average

Remark: The "@" means fundamental frequency, it is ignored in this section.

This test report may be reproduced in full only. The document may only be updated by Audix Technology Corp. personnel. Any changes will be noted in the Document History section of the report.

Audix Technology Corp.
No. 53-11, Dingfu, Linkou, Dist.,
New Taipei City244, Taiwan
Tel: +886 2 26099301
Fax: +886 2 26099303

Mode	802.11n-HT40	Frequency	TX 2452MHz

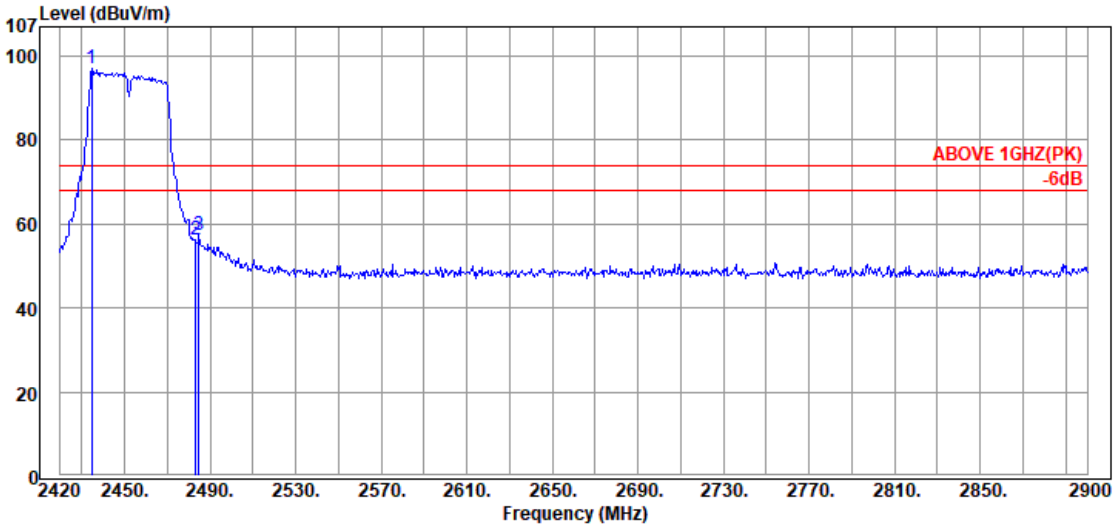

Antenna at Vertical Polarization

	Emission Frequency (MHz)	Antenna Factor (dB/m)	Cable Loss (dB)	Meter Reading (dBμV)	Emission Level (dBμV/m)	Limits (dBμV/m)	Margin (dB)	Detector
@	2434.88	28.47	6.08	62.65	97.20	---	---	Peak
	2483.36	28.70	6.13	21.53	56.36	74.00	17.64	Peak
	2484.80	28.71	6.13	22.46	57.30	74.00	16.70	Peak

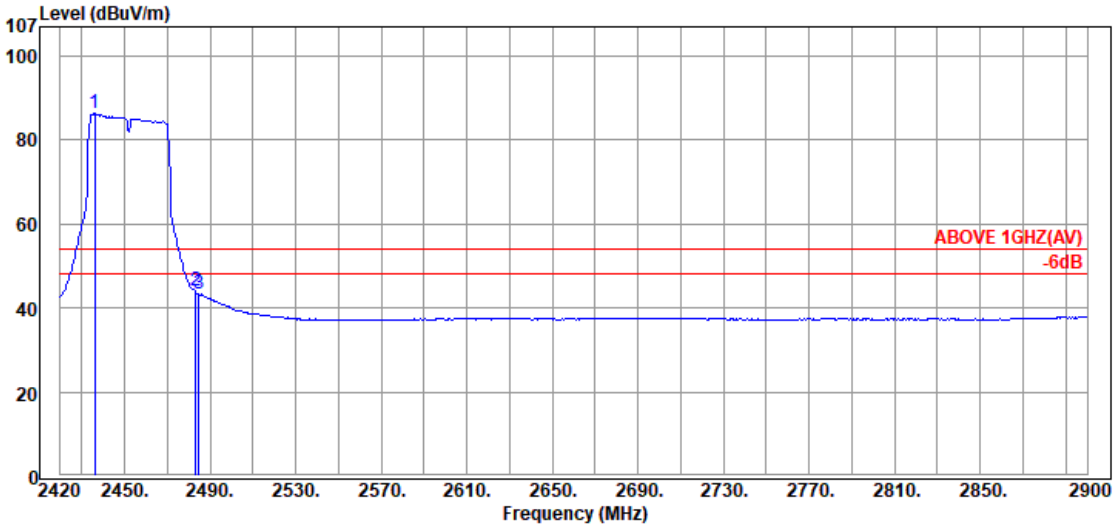

Antenna at Vertical Polarization

	Emission Frequency (MHz)	Antenna Factor (dB/m)	Cable Loss (dB)	Meter Reading (dBμV)	Emission Level (dBμV/m)	Limits (dBμV/m)	Margin (dB)	Detector
@	2436.32	28.47	6.08	51.71	86.26	---	---	Average
	2483.36	28.70	6.13	9.15	43.98	54.00	10.02	Average
	2484.80	28.71	6.13	8.46	43.30	54.00	10.70	Average

Remark: The "@" means fundamental frequency, it is ignored in this section.

This test report may be reproduced in full only. The document may only be updated by Audix Technology Corp. personnel. Any changes will be noted in the Document History section of the report.

Audix Technology Corp.
No. 53-11, Dingfu, Linkou, Dist.,
New Taipei City244, Taiwan
Tel: +886 2 26099301
Fax: +886 2 26099303

Mode	802.11n-HT40	Frequency	TX 2457MHz

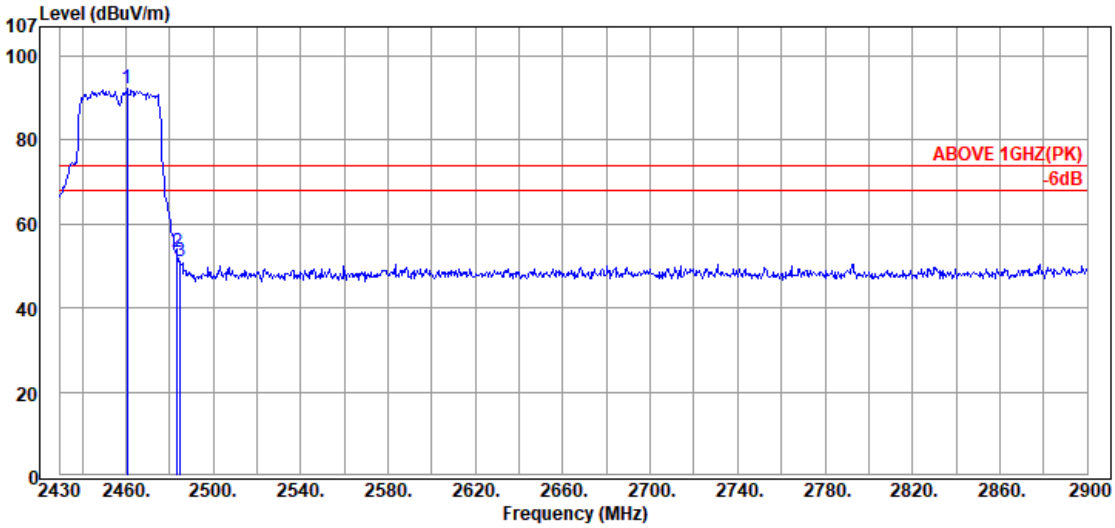

Antenna at Horizontal Polarization

	Emission Frequency (MHz)	Antenna Factor (dB/m)	Cable Loss (dB)	Meter Reading (dBμV)	Emission Level (dBμV/m)	Limits (dBμV/m)	Margin (dB)	Detector
@	2460.55	28.56	6.11	57.51	92.18	---	---	Peak
	2483.58	28.70	6.13	18.42	53.25	74.00	20.75	Peak
	2484.99	28.71	6.13	16.31	51.15	74.00	22.85	Peak

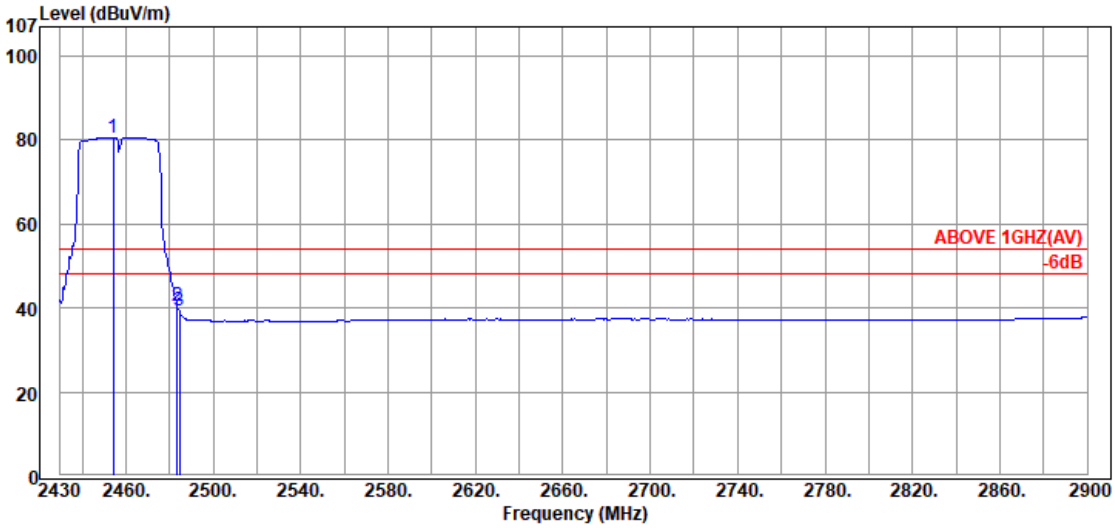

Antenna at Horizontal Polarization

	Emission Frequency (MHz)	Antenna Factor (dB/m)	Cable Loss (dB)	Meter Reading (dBμV)	Emission Level (dBμV/m)	Limits (dBμV/m)	Margin (dB)	Detector
@	2454.44	28.53	6.10	46.04	80.67	---	---	Average
	2483.58	28.70	6.13	5.69	40.52	54.00	13.48	Average
	2484.52	28.71	6.13	4.34	39.18	54.00	14.82	Average

Remark: The "@" means fundamental frequency, it is ignored in this section.

This test report may be reproduced in full only. The document may only be updated by Audix Technology Corp. personnel. Any changes will be noted in the Document History section of the report.

Audix Technology Corp.
No. 53-11, Dingfu, Linkou, Dist.,
New Taipei City244, Taiwan
Tel: +886 2 26099301
Fax: +886 2 26099303

Mode	802.11n-HT40	Frequency	TX 2457MHz

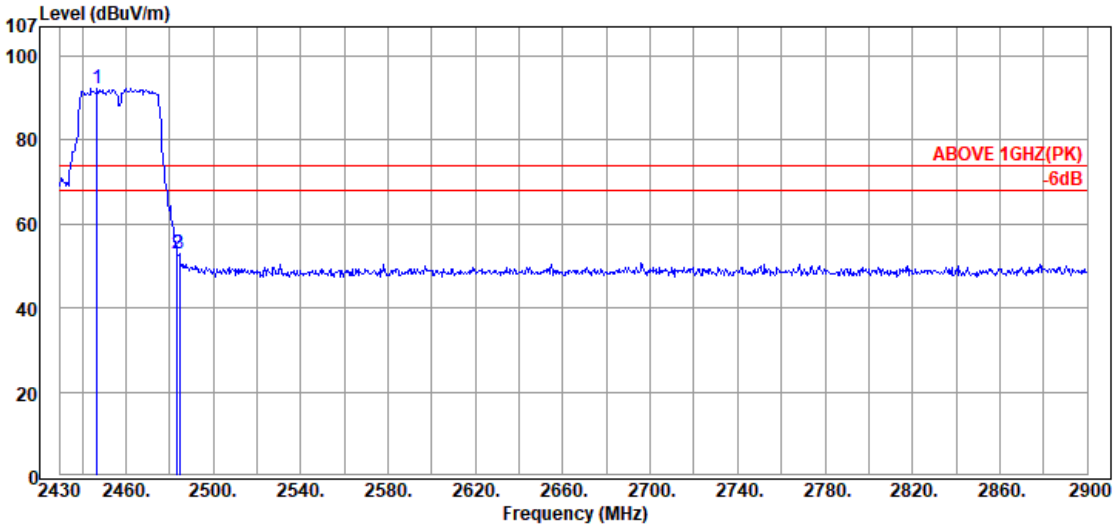

Antenna at Vertical Polarization

	Emission Frequency (MHz)	Antenna Factor (dB/m)	Cable Loss (dB)	Meter Reading (dBμV)	Emission Level (dBμV/m)	Limits (dBμV/m)	Margin (dB)	Detector
@	2446.92	28.49	6.09	57.78	92.36	---	---	Peak
	2483.58	28.70	6.13	17.99	52.82	74.00	21.18	Peak
	2484.52	28.71	6.13	18.15	52.99	74.00	21.01	Peak

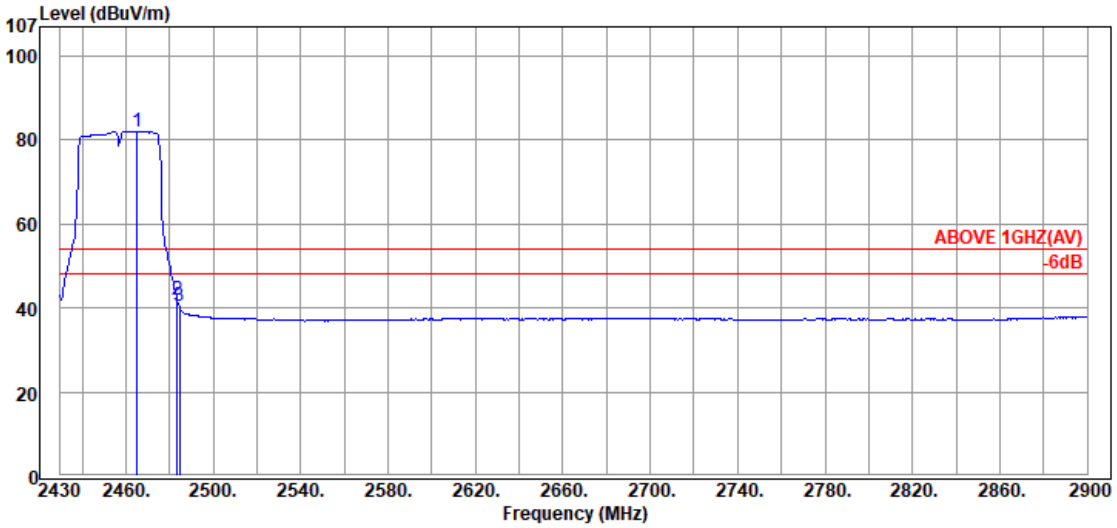

Antenna at Vertical Polarization

	Emission Frequency (MHz)	Antenna Factor (dB/m)	Cable Loss (dB)	Meter Reading (dBμV)	Emission Level (dBμV/m)	Limits (dBμV/m)	Margin (dB)	Detector
@	2465.25	28.59	6.11	47.36	82.06	---	---	Average
	2483.58	28.70	6.13	7.15	41.98	54.00	12.02	Average
	2484.52	28.71	6.13	5.65	40.49	54.00	13.51	Average

Remark: The "@" means fundamental frequency, it is ignored in this section.

This test report may be reproduced in full only. The document may only be updated by Audix Technology Corp. personnel. Any changes will be noted in the Document History section of the report.

Audix Technology Corp.
No. 53-11, Dingfu, Linkou, Dist.,
New Taipei City244, Taiwan
Tel: +886 2 26099301
Fax: +886 2 26099303

Mode	802.11n-HT40	Frequency	TX 2462MHz

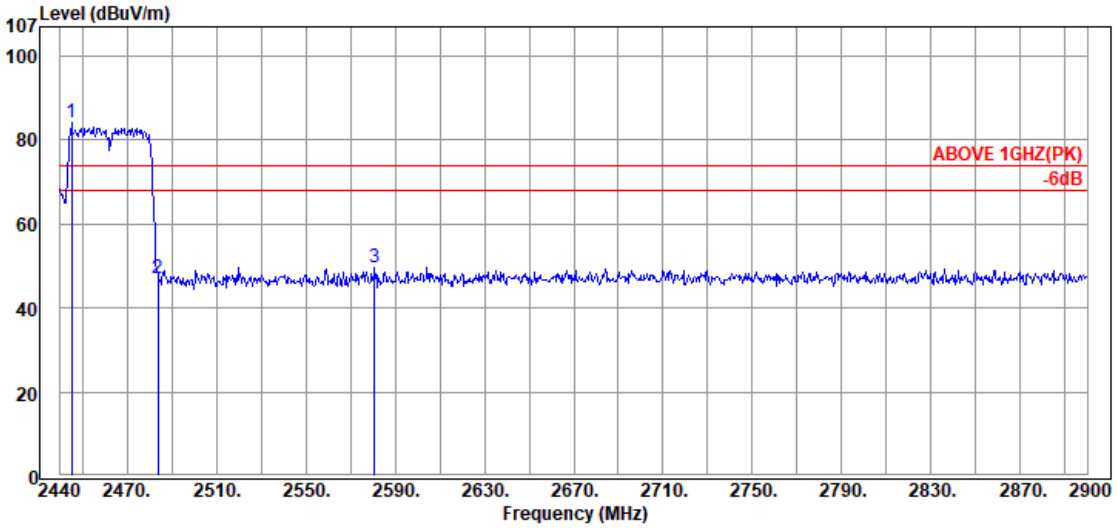

Antenna at Horizontal Polarization

	Emission Frequency (MHz)	Antenna Factor (dB/m)	Cable Loss (dB)	Meter Reading (dBμV)	Emission Level (dBμV/m)	Limits (dBμV/m)	Margin (dB)	Detector
@	2445.06	28.49	6.09	49.61	84.19	---	---	Peak
	2483.70	28.70	6.13	12.13	46.96	74.00	27.04	Peak
	2580.76	29.02	6.26	14.48	49.76	74.00	24.24	Peak

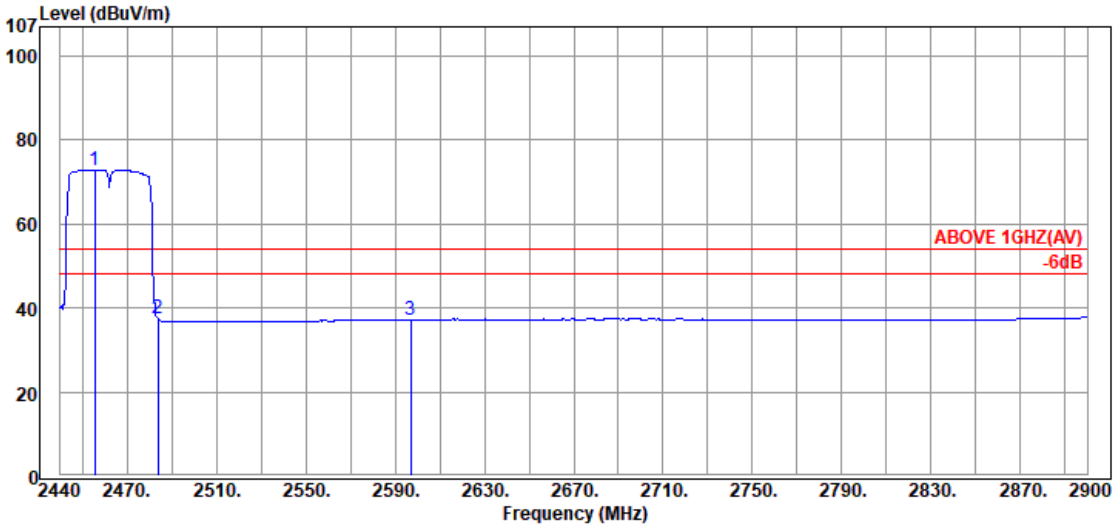

Antenna at Horizontal Polarization

	Emission Frequency (MHz)	Antenna Factor (dB/m)	Cable Loss (dB)	Meter Reading (dBμV)	Emission Level (dBμV/m)	Limits (dBμV/m)	Margin (dB)	Detector
@	2455.64	28.53	6.10	38.29	72.92	---	---	Average
	2483.70	28.70	6.13	2.65	37.48	54.00	16.52	Average
	2596.86	29.09	6.28	1.86	37.23	54.00	16.77	Average

Remark: The "@" means fundamental frequency, it is ignored in this section.

This test report may be reproduced in full only. The document may only be updated by Audix Technology Corp. personnel. Any changes will be noted in the Document History section of the report.

Audix Technology Corp.
No. 53-11, Dingfu, Linkou, Dist.,
New Taipei City244, Taiwan
Tel: +886 2 26099301
Fax: +886 2 26099303

Mode	802.11n-HT40	Frequency	TX 2462MHz

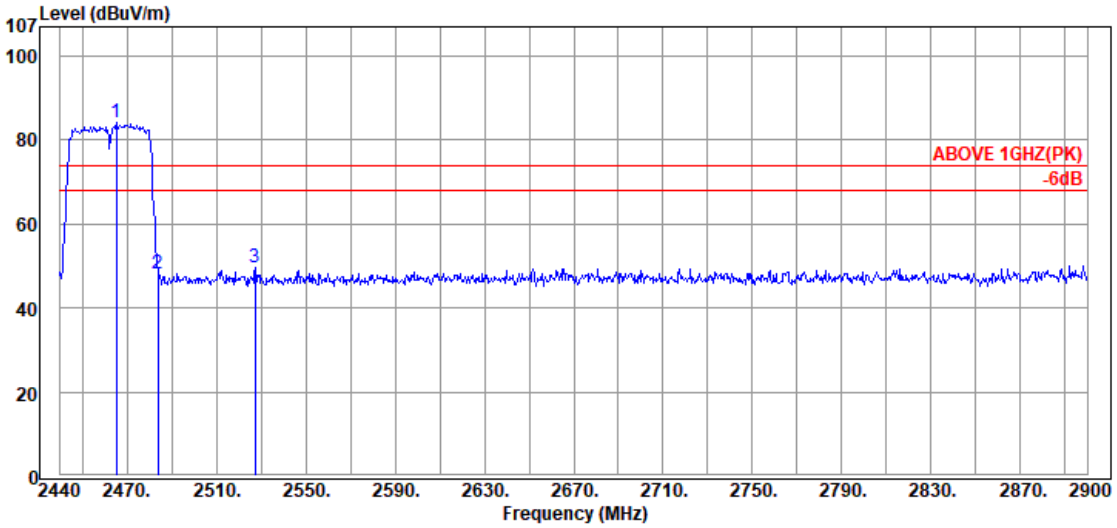

Antenna at Vertical Polarization

	Emission Frequency (MHz)	Antenna Factor (dB/m)	Cable Loss (dB)	Meter Reading (dBμV)	Emission Level (dBμV/m)	Limits (dBμV/m)	Margin (dB)	Detector
@	2465.30	28.59	6.11	49.63	84.33	---	---	Peak
	2483.70	28.70	6.13	13.46	48.29	74.00	25.71	Peak
	2527.40	28.85	6.19	14.60	49.64	74.00	24.36	Peak

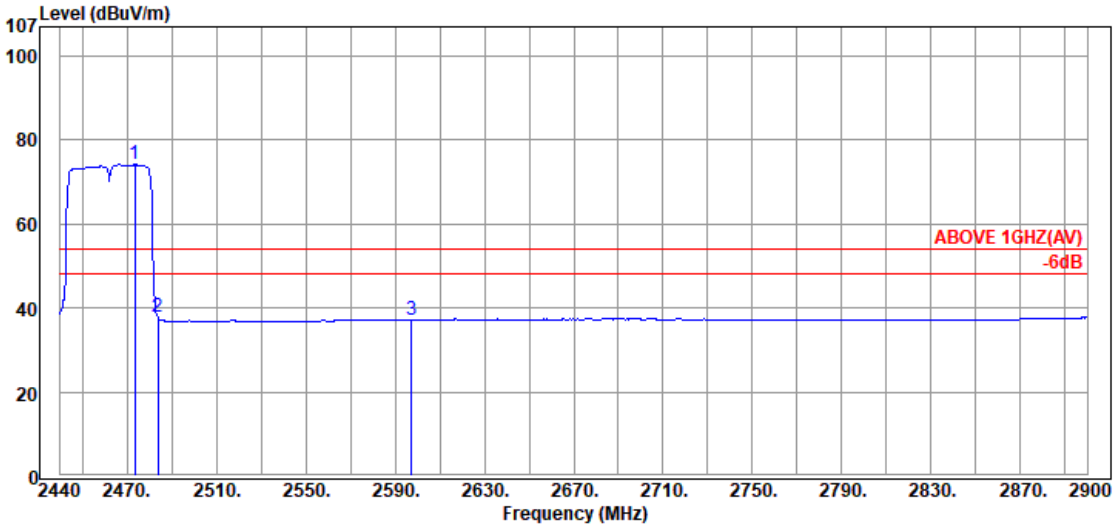

Antenna at Vertical Polarization

	Emission Frequency (MHz)	Antenna Factor (dB/m)	Cable Loss (dB)	Meter Reading (dBμV)	Emission Level (dBμV/m)	Limits (dBμV/m)	Margin (dB)	Detector
@	2473.58	28.64	6.12	39.39	74.15	---	---	Average
	2483.70	28.70	6.13	3.18	38.01	54.00	15.99	Average
	2597.32	29.09	6.28	1.88	37.25	54.00	16.75	Average

Remark: The "@" means fundamental frequency, it is ignored in this section.

This test report may be reproduced in full only. The document may only be updated by Audix Technology Corp. personnel. Any changes will be noted in the Document History section of the report.