Audix Technology Corp.
No. 491, Zhongfu Rd., Linkou Dist.,
New Taipei City244,Taiwan

Tel: +886 2 26099301
Fax: +886 2 26099303

FCC 2.1093
SAR Test Report

for

LG Electronics Inc.

222, LG-ro, Jinwi-myeon Pyeongtaek-Si, Gyeonggi-Do, 17709 Republic of Korea

Product Name	**:**	**Notebook PC**
Model Name	**:**	**(1)17ZB90Q (2)17ZG90Q**
Brand		**LG**
FCC ID	**:**	**BEJNT-17ZB90Q**

Prepared by:	**:**	**AUDIX Technology Corporation, EMC Department**

Testing Laboratory
1724

The test report is based on a single evaluation of one sample of the above-mentioned products. It does not imply an assessment of the whole production and does not permit the use of the test lab logo.

This test report may be reproduced in full only. The document may only be updated by Audix Technology Corp. personnel. Any changes will be noted in the Document History section of the report.

Audix Technology Corp.
No. 491, Zhongfu Rd., Linkou Dist.,
New Taipei City244,Taiwan

Tel: +886 2 26099301
Fax: +886 2 26099303

TABLE OF CONTENTS

Description Page

TEST REPORT 3
1. REVISION RECORD OF TEST REPORT 4
2. SUMMARY OF TEST RESULTS 5
3. GENERAL INFORMATION 6
3.1. Description of Application 6
3.2. Description of EUT 7
3.3. Reference Test Guidance 8
3.4. Antenna Information 8
3.5. EUT Specifications Assessed in Current Report 9
3.6. Description of Key Components 11
3.7. Test Environment 13
3.8. Description of Test Facility 13
3.9. Measurement Uncertainty 14
4. MEASUREMENT EQUIPMENTLIST 16
5. SAR MEASUREMENT SYSTEM 17
5.1. Definition of Specific Absorption Rate (SAR) 17
5.2. SPEAG DASY System 17
5.3. SAR System Verification 25
5.4. SAR Measurement Procedure 31
6. SAR MEASUREMENT EVALUATION 34
6.1. Test Configuration and EUT setting 34
6.2. EUT Testing Position 35
6.3. Tissue Calibration Result 36
6.4. SAR Exposure Limits 37
6.5. Conducted Power Measurement 38
6.6. SAR Test Result 46

APPENDIX A TEST DATA AND PLOTS
APPENDIX B TESTPHOTOGRAPHS

This test report may be reproduced in full only. The document may only be updated by Audix Technology Corp. personnel. Any changes will be noted in the Document History section of the report.

Audix Technology Corp.
No. 491, Zhongfu Rd., Linkou Dist.,
New Taipei City244,Taiwan

Tel: +886 2 26099301
Fax: +886 2 26099303

TEST REPORT

Applicant	:	LG Electronics Inc.
Manufacturer	:	LG Electronics Inc.
Factory	:	LG Electronics Nanjing New Technology Co., Ltd.
EUT Description		
(1) Product	:	Notebook PC
(2) Model	:	(1)17ZB90Q (2)17ZG90Q
(3) Brand	:	LG
(4) Power Supply	:	DC 20V, 3.25A

Applicable Standards:

47 CFR FCC Part 2(§2.1093)

Audix Technology Corp. tested the equipment mentioned in accordance with the requirements set forth in the above standards. Test results indicate that the equipment tested is capable of demonstrating compliance with the requirements as documented within this report.
Audix Technology Corp. does not assume responsibility for any conclusions and generalizations drawn from the test results with regard to other specimens and samples.

Date of Report: 2022. 07. 21

Reviewed by: Annie Yu (Annie Yu/Administrator)

Approved by: Johnny Hsueh (Johnny Hsueh/Section Manager)

This test report may be reproduced in full only. The document may only be updated by Audix Technology Corp. personnel. Any changes will be noted in the Document History section of the report.

Audix Technology Corp.
No. 491, Zhongfu Rd., Linkou Dist.,
New Taipei City244,Taiwan

Tel: +886 2 26099301
Fax: +886 2 26099303

1. REVISION RECORD OF TEST REPORT

Edition No	Issued Date	Revision Summary	Report Number
0	2022. 07. 21	Original Report	EM-SR220055

This test report may be reproduced in full only. The document may only be updated by Audix Technology Corp. personnel. Any changes will be noted in the Document History section of the report.

Audix Technology Corp.
No. 491, Zhongfu Rd., Linkou Dist.,
New Taipei City244,Taiwan
Tel: +886 2 26099301
Fax: +886 2 26099303

2. SUMMARY OF TEST RESULTS

Highest Transmission SAR	Reported Body SAR_{1g}	Limit
WLAN 2.4G	0.645 W/kg	1.6 W/kg
BT	0.072 W/kg	1.6 W/kg
WLAN 5G	1.084 W/kg	1.6 W/kg

This test report may be reproduced in full only. The document may only be updated by Audix Technology Corp. personnel. Any changes will be noted in the Document History section of the report.

Audix Technology Corp.
No. 491, Zhongfu Rd., Linkou Dist.,
New Taipei City244,Taiwan
Tel: +886 2 26099301
Fax: +886 2 26099303

3. GENERAL INFORMATION

3.1. Description of Application

Applicant	LG Electronics Inc. 222, LG-ro, Jinwi-myeon Pyeongtaek-Si, Gyeonggi-Do, 17709 Republic of Korea
Manufacturer	LG Electronics Inc. 222, LG-ro, Jinwi-myeon Pyeongtaek-Si, Gyeonggi-Do, 17709 Republic of Korea
Factory	LG Electronics Nanjing New Technology Co., Ltd. No.346,Yaoxin Road, Economic & Technical Development Zone, Nanjing, China.
Product	Notebook PC
Model	(1)17ZB90Q (2)17ZG90Q The difference between all models is different in the sales customers and color difference.
Brand	LG

This test report may be reproduced in full only. The document may only be updated by Audix Technology Corp. personnel. Any changes will be noted in the Document History section of the report.

Audix Technology Corp.
No. 491, Zhongfu Rd., Linkou Dist.,
New Taipei City244,Taiwan

Tel: +886 2 26099301
Fax: +886 2 26099303

3.2. Description of EUT

<table>
<tr><td>Test Model</td><td>17ZB90Q</td></tr>
<tr><td>Serial Number</td><td>N/A</td></tr>
<tr><td>Power Rating</td><td>DC 20V, 3.25A</td></tr>
<tr><td>Software Version</td><td>XY (X, Y can be 0 to 9 for different SW version not influence RF parameter)</td></tr>
<tr><td>RF Features</td><td>WLAN:802.11 a/b/g/n/ac/ax
Bluetooth: BT and BLE (BT 5.1)</td></tr>
<tr><td>Transmit Type</td><td>
<table>
<tr><th colspan="2">2.4 GHz</th></tr>
<tr><td>802.11b</td><td>1T1R</td></tr>
<tr><td>802.11g</td><td>1T1R</td></tr>
<tr><td>802.11n-HT20</td><td>2T2R</td></tr>
<tr><td>802.11n-HT40</td><td>2T2R</td></tr>
<tr><td>802.11ax-HE20</td><td>2T2R</td></tr>
<tr><td>802.11ax-HE40</td><td>2T2R</td></tr>
<tr><td>BT/BLE</td><td>1T1R</td></tr>
</table>
<table>
<tr><th colspan="2">U-NII Bands</th></tr>
<tr><td>802.11a</td><td>1T1R</td></tr>
<tr><td>802.11n-HT20/802.11ac-VHT20/802.11ax-HE20</td><td>2T2R</td></tr>
<tr><td>802.11n-HT40/802.11ac-VHT40/802.11ax-HE40</td><td>2T2R</td></tr>
<tr><td>802.11ac-VHT80/802.11ax-HE80</td><td>2T2R</td></tr>
<tr><td>802.11ac-VHT160/802.11ax-HE160</td><td>2T2R</td></tr>
</table>
The MIMO is uncorrelated and supported SDM mode only.
</td></tr>
<tr><td>Software Version</td><td>N/A</td></tr>
<tr><td>Sample Status</td><td>Trial sample</td></tr>
<tr><td>Test Sample</td><td>
<table>
<tr><th>Sample No.</th><th>Test Item</th><th>Firmware</th></tr>
<tr><td>04</td><td>SAR</td><td>N/A</td></tr>
</table>
</td></tr>
<tr><td>Date of Receipt</td><td>2022. 06. 30</td></tr>
<tr><td>Date of Test</td><td>2022. 07. 12 ~ 13</td></tr>
<tr><td>Interface Ports of EUT</td><td>• One HDMI Port
• Two USB Type C Port
• One Earphone Port
• One Micro SD Card Slot
• Two USB 3.0 Ports</td></tr>
<tr><td>Accessories Supplied</td><td>• AC Adapter
• LAN Gender</td></tr>
</table>

This test report may be reproduced in full only. The document may only be updated by Audix Technology Corp. personnel. Any changes will be noted in the Document History section of the report.

Audix Technology Corp.
No. 491, Zhongfu Rd., Linkou Dist.,
New Taipei City244,Taiwan
Tel: +886 2 26099301
Fax: +886 2 26099303

3.3. Reference Test Guidance

IEEE 1528-2013
IEC/IEEE 62209-1528:2020
KDB 447498 D04 Interim General RF Exposure Guidance v01
KDB 865664 D01 SAR Measurement 100MHz to 6GHz v01r04
KDB 616217 D04 SAR for laptop and tablets v01r02
KDB 248227 D01 802 11 Wi-Fi SAR v02r02

3.4. Antenna Information

No.	Antenna Part Number	Manufacture	Antenna Type	Frequency (MHz)	Gain(dBi)		Directional Gain Note1 & 2
					Main	AUX	
1.	WA-P-LELE-04-027	INPAQ	Mono-Pole	2400	2.3	2.3	2.30
				2425	4.3	4.1	4.20
				2450	3.8	3.8	3.80
				2475	4.3	4.6	4.45
				2500	5.2	5.6	5.40
				5150	2.9	2.9	2.90
				5250	2.5	2.5	2.50
				5350	0.7	0.7	0.70
				5725	1.9	1.9	1.90
				5825	3.0	3.0	3.00
				5925	1.7	2.3	2.01
				6525	1.9	2.0	1.95
				7125	2.0	1.9	1.95

According to KDB 662911 D01 d) ii), transmit signals are completely uncorrelated, then
Directional gain = $10 \log[(10^{G1/10} + 10^{G2/10} + \ldots + 10^{GN/10})/N_{ANT}]$ dBi

Note 1. 2.4G: Directional gain =

2400MHz: Directional gain = $10 \log[(10^{2.3/10} + 10^{2.3/10})/2] = 2.30$dBi
2425MHz: Directional gain = $10 \log[(10^{4.3/10} + 10^{4.1/10})/2] = 4.20$dBi
2450MHz: Directional gain = $10 \log[(10^{3.8/10} + 10^{3.8/10})/2] = 3.80$dBi
2475MHz: Directional gain = $10 \log[(10^{4.3/10} + 10^{4.6/10})/2] = 4.45$dBi

Note 2. 5G: Directional gain =

5150MHz: = $10 \log[(10^{2.9/10} + 10^{2.9/10})/2] = 2.90$dBi
5250MHz: = $10 \log[(10^{2.5/10} + 10^{2.5/10})/2] = 2.50$dBi
5350MHz: = $10 \log[(10^{0.7/10} + 10^{0.7/10})/2] = 0.70$dBi
5725MHz: = $10 \log[(10^{1.9/10} + 10^{1.9/10})/2] = 1.90$dBi
5825MHz: = $10 \log[(10^{3.0/10} + 10^{3.0/10})/2] = 3.00$dBi

Note 3. UNII Band (WLAN 6G):

5925MHz: Directional gain = $10 \log[(10^{1.7/10} + 10^{2.3/10})/2] = 2.01$dBi
6525MHz: Directional gain = $10 \log[(10^{1.9/10} + 10^{2.0/10})/2] = 1.95$dBi
7125MHz: Directional gain = $10 \log[(10^{2.0/10} + 10^{1.9/10})/2] = 1.95$dBi

We chose the antenna gain corresponding to the frequency listed on the table which is closer to center frequency of WLAN.

This test report may be reproduced in full only. The document may only be updated by Audix Technology Corp. personnel. Any changes will be noted in the Document History section of the report.

Audix Technology Corp.
No. 491, Zhongfu Rd., Linkou Dist.,
New Taipei City244,Taiwan
Tel: +886 2 26099301
Fax: +886 2 26099303

3.5. EUT Specifications Assessed in Current Report

2.4GHz		
Mode	Fundamental Range (MHz)	Channel Number
802.11b	2412-2472	13
802.11g		13
802.11n-HT20		13
802.11n-HT40	2422-2462	9
Bluetooth	2402-2480	79
BLE	2402-2480	40

5GHz			
Mode	U-NII Band	Fundamental Range (MHz)	Channel Number
802.11a	I	5180-5240	4
	2A	5260-5320	4
	2C	5500-5720	12
	3	5745-5825	5
802.11n-HT20/ 802.11ac-VHT20 802.11ax-HE20	I	5180-5240	4
	2A	5260-5320	4
	2C	5500-5720	12
	3	5745-5825	5
802.11n-HT40/ 802.11ac-VHT40 802.11ax-HE40	I	5190-5230	2
	2A	5270-5310	2
	2C	5510-5710	6
	3	5755-5795	2
802.11ac-VHT80 802.11ax-HE80	I	5210	1
	2A	5290	1
	2C	5530-5690	3
	3	5775	1
802.11ac-VHT160 /802.11ax-HE160	I	5250	1
	2A		
	2C	5570	1
Remark: U-NII Band 2A and 2C (DFS Function, Slave/no In service monitor, no Ad-Hoc mode)			

This test report may be reproduced in full only. The document may only be updated by Audix Technology Corp. personnel. Any changes will be noted in the Document History section of the report.

Audix Technology Corp.
No. 491, Zhongfu Rd., Linkou Dist.,
New Taipei City244,Taiwan
Tel: +886 2 26099301
Fax: +886 2 26099303

Mode	Modulation	Data Rate (Mbps)
802.11b	DSSS (DBPSK/DQPSK/CCK)	Up to 11
802.11g	OFDM (BPSK/QPSK/16QAM/64QAM)	Up to 54
802.11a	OFDM (BPSK/QPSK/16QAM/64QAM)	Up to 54
802.11n-HT20	OFDM (BPSK/QPSK/16QAM/64QAM)	Up to 144.4
802.11n-HT40		Up to 300
802.11ac-VHT20	OFDM (BPSK/QPSK/16QAM/64QAM/256QAM)	Up to 173.3
802.11ac-VHT40		Up to 400
802.11ac-VHT80		Up to 866.7
802.11ac-VHT160		Up to 1733.3
802.11ax-HE20	OFDMA (BPSK/ QPSK/ 16QAM/ 64QAM/ 256QAM/1024QAM)	Up to 287
802.11ax-HE40		Up to 574
802.11ax-HE80		Up to 1201
802.11ax-HE160		Up to 2402
Bluetooth	FHSS (GFSK, π/4 DQPSK, 8-DPSK)	1/2/3
BLE	GFSK (1M, 2M, PHY Coded S8, PHY Coded S2)	2

This test report may be reproduced in full only. The document may only be updated by Audix Technology Corp. personnel. Any changes will be noted in the Document History section of the report.

Audix Technology Corp.
No. 491, Zhongfu Rd., Linkou Dist.,
New Taipei City244,Taiwan
Tel: +886 2 26099301
Fax: +886 2 26099303

3.6. Description of Key Components

3.6.1. For the All Component Lists

Item	Supplier	Model / Type	Character
System	Microsoft	Win 10	---
		Win 10 Pro	
		Win11	
Main Board	LG	Queen LP4X MAIN B/D PCB	Main Board Manufacturer: #1 HannstarBoardTech(Jiang Yin)Corp.,Ltd. #2 Elec&Eltek Company (MCO) Limited.
WLAN SUB Board	LG	17Z90Q B2B SUB B/D	Manufacturer: #1 HannstarBoardTech(Jiang Yin)Corp.,Ltd. #2 Elec&Eltek Company (MCO) Limited. #3 JiangSuHuaShen Electronic co.,ltd (HXF)
CPU (Socket: BGA1744)	Intel	i7-1260P	2.5GHz
	Intel	i7-1255U	2.5GHz
	Intel	i5-1240P	2.1GHz
	Intel	i5-1235U	2.1GHz
	Intel	i3-1220P	1.5GHz
	Intel	i3-1215U	1.5GHz
17” LCD Panel	LG Display	LP170WQ1(SP)(F2)	Resolution: 2560 x 1600, 60Hz WQXGA IPS
Storage (SSD)	SK hynix	---	1TB
		---	512GB
		---	256GB
	Samsung	---	1TB
		---	512GB
		---	256GB
Memory (RAM)	Samsung	---	32GB LPDDR4x(On Board)
		---	16GB LPDDR4x(On Board)
		---	8GB LPDDR4x(On Board)
	SK Hynix	---	32GB LPDDR4x(On Board)
		---	16GB LPDDR4x(On Board)
		---	8GB LPDDR4x(On Board)
Battery Pack	LG	LBV7227E	DC7.74V, 80Wh Typ 10336 mAh
WLAN Combo Card	Intel	AX211D2W	WLAN and BT, 2x2 PCle M.2 1216 SD adapter card FCC ID: PD9AX211D2 IC: 1000M-AX211D2
WLAN Combo Antenna	LG (INPAQ)	WA-P-LELE-04-027	PCB, Mono-pole Type Main: Black, Aux: Gray
Keyboard	TIC	KT0120B9	---
	LITE ON	SN8102	---
Touch Pad	LITE-ON	SP8001(SG-A0630-00A)	---
	ELAN	SD081A-36H0	---
Web Camera	Chicony	CKFKH33-0	EBP63421711
	Luxvisions	0BF108N3	EBP63421709

This test report may be reproduced in full only. The document may only be updated by Audix Technology Corp. personnel. Any changes will be noted in the Document History section of the report.

Audix Technology Corp.
No. 491, Zhongfu Rd., Linkou Dist.,
New Taipei City244,Taiwan
Tel: +886 2 26099301
Fax: +886 2 26099303

Item	Supplier	Model / Type	Character
LAN Gender (Type C to LAN)	SUZHOU MEC ELECTRONICS	80-5946-111	(White) 10/100Megabit Ethernet
		80-5946-101	(Black) 10/100 Megabit Ethernet
	Type C to LAN: Shielded, Undetached, 0.12m		
	ARIN TECH CO. LTD	GD-08MF-36-WH-LP10	(White) 10/100Megabit Ethernet
		GD-08MF-36-BK-LP11	(Black) 10/100 Megabit Ethernet
	Type C to LAN: Shielded, Undetached, 0.12m		
	HUIZHOU DEHONG TECHNOLOGY CO.,LTD.	370-50713	(White) 10/100Megabit Ethernet
		370-50714	(Black) 10/100 Megabit Ethernet
	Type C to LAN: Shielded, Undetached, 0.12m		
AC Adapter	LG (HONOR)	ADT-65DSU-D03-2	I/P: AC 100-240V, 1.6A, 50-60Hz O/P: DC 20V, 3.25A
	DC Power Cord: Non-Shielded, Undetached, 1.5m AC Power Cord: Non-Shielded, Detached, 1.0m (2C) (For Other Countries) AC Power Cord: Non-Shielded, Detached, 1.55m (2C) (For US, Canada, Mexico)		

Remark: For more detailed features description, please refer to the manufacturer's specifications or the user manual.

3.6.2. The EUT collocates with following worst components, which are used to establish a basic configuration of system during test:

SKU (Mode) 1			
Main Board		LG, Queen LP4X MAIN B/D PCB	
SUB Board		LG, 17Z90Q B2B SUB B/D	
CPU		Intel, i7-1260P	
17" LCD Panel		LG Display, LP170WQ1(SP)(F2)	
Storage (SSD)		Samsung, 1TB	
		Samsung, 256GB	
Memory (RAM)		32GB	
Battery Pack		LG, 80Wh	
Keyboard		TIC, KT0120B9	
Touch Pad		LITE-ON, SP8001(SG-A0630-00A)	
Web Camera		Chicony, CKFKH33-0	
WLAN Combo Card		Intel, AX211D2W	
		WL 2.4G+BT	
WLAN Combo Antenna		LG (INPAQ), WA-P-LELE-04-027	
HDMI		3840 x 2160, 30Hz	
Type C #1	AC Adapter	LG (HONOR), ADT-65DSU-D03-2	
Type C #2	Link to LAN Gender	MEC (Black)	10/100Mbps

This test report may be reproduced in full only. The document may only be updated by Audix Technology Corp. personnel. Any changes will be noted in the Document History section of the report.

Audix Technology Corp.
No. 491, Zhongfu Rd., Linkou Dist.,
New Taipei City244,Taiwan

Tel: +886 2 26099301
Fax: +886 2 26099303

3.7. Test Environment

Ambient conditions in the laboratory:

Item	Require	Actual
Temperature (℃)	18-25	22 ±2
Humidity (%RH)	30-70	48 ± 2

3.8. Description of Test Facility

Name of Test Firm	Audix Technology Corporation / EMC Department No. 491, Zhongfu Rd., Linkou Dist., New Taipei City 244, Taiwan Tel: +886-2-26092133 Fax: +886-2-26099303 Website : www.audixtech.com Contact e-mail: attemc_report@audixtech.com
Accreditations	The laboratory is accredited by following organizations under ISO/IEC 17025:2017 (1) NVLAP(USA) NVLAP Lab Code 200077-0 (2) TAF(Taiwan) No. 1724
Test Facilities	FCC OET Designation Number under APEC MRA by NCC is : TW1724 (1) SAR Room

This test report may be reproduced in full only. The document may only be updated by Audix Technology Corp. personnel. Any changes will be noted in the Document History section of the report.

Audix Technology Corp.
No. 491, Zhongfu Rd., Linkou Dist.,
New Taipei City244,Taiwan

Tel: +886 2 26099301
Fax: +886 2 26099303

3.9. Measurement Uncertainty

DASY5 Uncertainty According to IEEE 1528-2013 and IEC 62209-1/2016 (0.3 - 6 GHz range)								
Error Description	Uncert. value	Prob. Dist.	Div.	(c_i) 1g	(c_i) 10g	Std. Unc. (1g)	Std. Unc. (10g)	(v_i) v_{eff}
Measurement System								
Probe Calibration	±6.0%	N	1	1	1	±6.0%	±6.0%	∞
Axial Isotropy	±4.7%	R	$\sqrt{3}$	0.7	0.7	±1.9%	±1.9%	∞
Hemispherical Isotropy	±9.6%	R	$\sqrt{3}$	0.7	0.7	±3.9%	±3.9%	∞
Boundary Effects	±1.0%	R	$\sqrt{3}$	1	1	±0.6%	±0.6%	∞
Linearity	±4.7%	R	$\sqrt{3}$	1	1	±2.7%	±2.7%	∞
System Detection Limits	±1.0%	R	$\sqrt{3}$	1	1	±0.6%	±0.6%	∞
Readout Electronics	±0.3%	N	1	1	1	±0.3%	±0.3%	∞
Response Time	±0.8%	R	$\sqrt{3}$	1	1	±0.5%	±0.5%	∞
Integration Time	±2.6%	R	$\sqrt{3}$	1	1	±1.5%	±1.5%	∞
RF Ambient Noise	±3.0%	R	$\sqrt{3}$	1	1	±1.7%	±1.7%	∞
RF Ambient Reflections	±3.0%	R	$\sqrt{3}$	1	1	±1.7%	±1.7%	∞
Probe Positioner	±0.4%	R	$\sqrt{3}$	1	1	±0.2%	±0.2%	∞
Probe Positioning	±2.9%	R	$\sqrt{3}$	1	1	±1.7%	±1.7%	∞
Max. SAR Eval.	±1.0%	R	$\sqrt{3}$	1	1	±0.6%	±0.6%	∞
Test Sample Related								
Device Positioning	±2.9%	N	1	1	1	±2.9%	±2.9%	145
Device Holder	±3.6%	N	1	1	1	±3.6%	±3.6%	5
Power Drift	±5.0%	R	$\sqrt{3}$	1	1	±2.9%	±2.9%	∞
Phantom and Setup								
Phantom Uncertainty	±4.0%	R	$\sqrt{3}$	1	1	±2.3%	±2.3%	∞
Liquid Conductivity (target)	±5.0%	R	$\sqrt{3}$	0.64	0.43	±1.8%	±1.2%	∞
Liquid Conductivity (meas.)	±2.5%	N	1	0.64	0.43	±1.6%	±1.1%	∞
Liquid Permittivity (target)	±5.0%	R	$\sqrt{3}$	0.6	0.49	±1.7%	±1.4%	∞
Liquid Permittivity (meas.)	±2.5%	N	1	0.6	0.49	±1.5%	±1.2%	∞
Combined Std. Uncertainty						±11%	±10.8%	387
Expanded STD Uncertainty						±22%	±21.5%	

This test report may be reproduced in full only. The document may only be updated by Audix Technology Corp. personnel. Any changes will be noted in the Document History section of the report.

Audix Technology Corp.
No. 491, Zhongfu Rd., Linkou Dist.,
New Taipei City244,Taiwan

Tel: +886 2 26099301
Fax: +886 2 26099303

DASY5 Uncertainty

According to IEC 62209-2/2010 (30 MHz - 6 GHz range)

Error Description	Uncert. value	Prob. Dist.	Div.	(ci) 1g	(ci) 10g	Std. Unc. (1g)	Std. Unc. (10g)	(vi) veff
Measurement System								
Probe Calibration	±6.0%	N	1	1	1	±6.0%	±6.0%	∞
Axial Isotropy	±4.7%	R	√3	0.7	0.7	±1.9%	±1.9%	∞
Hemispherical Isotropy	±9.6%	R	√3	0.7	0.7	±3.9%	±3.9%	∞
Boundary Effects	±1.0%	R	√3	1	1	±0.6%	±0.6%	∞
Linearity	±4.7%	R	√3	1	1	±2.7%	±2.7%	∞
System Detection Limits	±1.0%	R	√3	1	1	±0.6%	±0.6%	∞
Readout Electronic	±0.3%	N	1	1	1	±0.3%	±0.3%	∞
Response Time	±0.8%	R	√3	1	1	±0.5%	±0.5%	∞
Integration Time	±2.6%	R	√3	1	1	±1.5%	±1.5%	∞
RF Ambient Noise	±3.0%	R	√3	1	1	±1.7%	±1.7%	∞
RF Ambient Reflections	±3.0%	R	√3	1	1	±1.7%	±1.7%	∞
Probe Positioner	±0.4%	R	√3	1	1	±0.2%	±0.2%	∞
Probe Positioning	±2.9%	R	√3	1	1	±1.7%	±1.7%	∞
Modulation Response	±2.5%	R	√3	1	1	±1.45 %	±1.45 %	∞
Post-processing	±3.8%	R	√3	1	1	±2.2%	±2.2%	∞
Test Sample Related								
Test Sample Positioning	±2.9%	N	1	1	1	±2.9%	±2.9%	145
Device Holder	±3.6%	N	1	1	1	±3.6%	±3.6%	5
Power Drift	±5.0%	R	√3	1	1	±2.9%	±2.9%	∞
Power Scaling	±0.0%	R	√3	1	1	±0.0%	±0.0%	∞
Phantom and Setup								
Phantom Uncertainty	±4.5%	R	√3	1	1	±2.4%	±2.4%	∞
SAR correction	±1.9%	R	√3	1	0.84	±1.9%	±1.9%	∞
Liquid Conductivity (target)	±5.0%	R	√3	0.64	0.43	±1.8%	±1.2%	∞
Liquid Conductivity (mea.)DAK	±2.5%	R	√3	0.64	0.43	±0.9%	±0.6%	∞
Liquid Permittivity (target)	±5.0%	R	√3	0.6	0.49	±1.7%	±1.4%	∞
Liquid Permittivity(mea.)DAK	±2.5%	R	√3	0.6	0.49	±0.9%	±0.7%	∞
Combined Std. Uncertainty						±11.0%	±10.9%	387
Expanded STD Uncertainty						±22.1%	±21.8%	

This test report may be reproduced in full only. The document may only be updated by Audix Technology Corp. personnel. Any changes will be noted in the Document History section of the report.

Audix Technology Corp.
No. 491, Zhongfu Rd., Linkou Dist.,
New Taipei City244,Taiwan
Tel: +886 2 26099301
Fax: +886 2 26099303

4. MEASUREMENT EQUIPMENTLIST

Item	Type	Manufacturer	Model No.	Serial No.	Cal. Date	Cal. Interval
1.	Stäubli Robot TX90 XL	Stäubli	TX90	F12/5K9SA1/A101	N/A	N/A
2.	Controller	SPEAG	CS8c	N/A	N/A	N/A
3.	SAM Twin Phantom	SPEAG	N/A	1706	N/A	N/A
4.	ELI5 Phantom	SPEAG	N/A	1170	N/A	N/A
5.	Device Holder	SPEAG	N/A	N/A	N/A	N/A
6.	Data Acquisition Electronic	SPEAG	DAE4	1337	2022. 03. 29	1 Year
7.	E-Field Probe	SPEAG	EX3DV4	3855	2021. 09. 24	1 Year
8.	SAR Software	SPEAG	DASY52	V.52.8.8.1222	N/A	N/A
9.	ENA Network Analyzer	Agilent	E5071C-480	MY46214331	2021. 10. 08	1 Year
10.	Signal Generator	Aglient	N5181A	MY50143917	2021. 09. 15	1 Year
11.	Power Meter	Aglient	ML2487A	MY52180007	2021. 09. 15	1 Year
12.	Power Sensor	Aglient	N8481	MY52080006	2021. 09. 15	1 Year
13.	Dipole Antenna	SPEAG	D2450V2	888	2021. 09. 13	3 Years
14.	Dipole Antenna	SPEAG	D5GHzV2	1124	2021. 09. 27	3 Years

This test report may be reproduced in full only. The document may only be updated by Audix Technology Corp. personnel. Any changes will be noted in the Document History section of the report.

Audix Technology Corp.
No. 491, Zhongfu Rd., Linkou Dist.,
New Taipei City244,Taiwan
Tel: +886 2 26099301
Fax: +886 2 26099303

5. SAR MEASUREMENT SYSTEM

5.1. Definition of Specific Absorption Rate (SAR)

SAR is related to the rate at which energy is absorbed per unit mass in an object exposed to a radio field. The SAR distribution in a biological body is complicated and is usually carried out by experimental techniques or numerical modeling. The standard recommends limits for two tiers of groups, occupational/controlled and general population/uncontrolled, based on a person's awareness and ability to exercise control over his or her exposure. In general, occupational/controlled exposure limits are higher than the limits for general population/uncontrolled.

The SAR definition is the time derivative (rate) of the incremental energy (dW) absorbed by (dissipated in) an incremental mass (dm) contained in a volume element (dv) of a given density (ρ). The equation description is as below:

$$\mathbf{SAR} = \frac{\mathbf{d}}{\mathbf{dt}}\left(\frac{\mathbf{dW}}{\mathbf{dm}}\right) = \frac{\mathbf{d}}{\mathbf{dt}}\left(\frac{\mathbf{dW}}{\boldsymbol{\rho}\mathbf{dv}}\right)$$

SAR is expressed in units of Watts per kilogram (W/kg)
SAR measurement can be related to the electrical field in the tissue by

$$\mathbf{SAR} = \frac{\boldsymbol{\sigma}|\mathbf{E}|^2}{\boldsymbol{\rho}}$$

Where: σ is the conductivity of the tissue, ρ is the mass density of the tissue and E is the RMS electrical field strength.

5.2. SPEAG DASY System

DASY system consists of high precision robot, probe alignment sensor, phantom, robot controller, controlled measurement server and near-field probe. The robot includes six axes that can move to the precision position of the DASY5 software defined. The DASY software can define the area that is detected by the probe. The robot is connected to controlled box. Controlled measurement server is connected to the controlled robot box. The DAE includes amplifier, signal multiplexing, AD converter, offset measurement and surface detection. It is connected to the Electro-optical coupler (ECO). The ECO performs the conversion form the optical into digital electric signal of the DAE and transfers data to the PC.

This test report may be reproduced in full only. The document may only be updated by Audix Technology Corp. personnel. Any changes will be noted in the Document History section of the report.

Audix Technology Corp.
No. 491, Zhongfu Rd., Linkou Dist.,
New Taipei City244,Taiwan

Tel: +886 2 26099301
Fax: +886 2 26099303

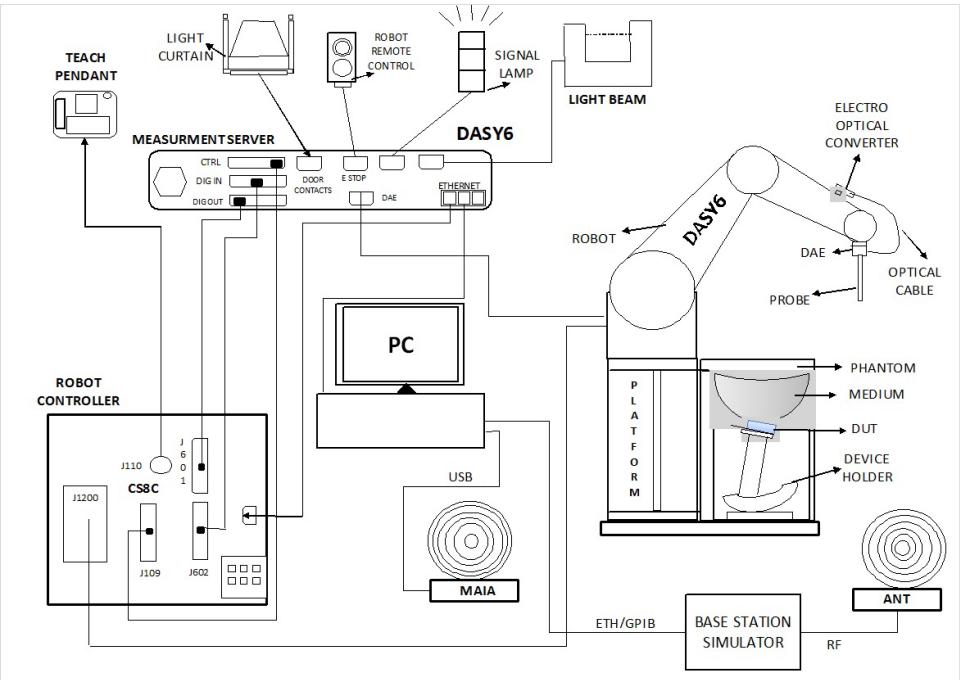

Fig-3.1 DASY6 System Setup

5.2.1. Robot

The DASY6 system uses the high precision robots from Stäubli SA (France). For the 6-axis controller system, the robot controller version (DASY5: CS8c) from Stäubli is used. The Stäubli robot series have many features that are important for our application:

- High precision (repeatability ±0.035 mm)
- High reliability (industrial design)
- Jerk-free straight movements
- Low ELF interference (the closed metallic construction shields against motor control fields)



This test report may be reproduced in full only. The document may only be updated by Audix Technology Corp. personnel. Any changes will be noted in the Document History section of the report.

Audix Technology Corp.
No. 491, Zhongfu Rd., Linkou Dist.,
New Taipei City244,Taiwan
Tel: +886 2 26099301
Fax: +886 2 26099303

5.2.2. Probes

Model	EX3DV4	
Construction	Symmetrical design with triangular core Built-in shielding against static charges PEEK enclosure material (resistant to organic solvents, e.g., DGBE)	
Frequency	10 MHz to 6 GHz Linearity: ± 0.2 dB	
Directivity	± 0.3 dB in HSL (rotation around probe axis) ± 0.5 dB in tissue material (rotation normal to probe axis)	
Dynamic Range	10 µW/g to 100 mW/g Linearity: ± 0.2 dB (noise: typically < 1 µW/g)	
Dimensions	Overall length: 337 mm (Tip: 20 mm) Tip diameter: 2.5 mm (Body: 12 mm) Typical distance from probe tip to dipole centers: 1 mm	

5.2.3. Data Acquisition Electronics (DAE)

Model	DAE4	
Construction	Signal amplifier, multiplexer, A/D converter and control logic. Serial optical link for communication with DASY4/5 embedded system (fully remote controlled). Two step probe touch detector for mechanical surface detection and emergency robot stop.	
Measurement Range	-100 to +300 mV (16 bit resolution and two range settings: 4mV, 400mV)	
Input Offset Voltage	< 5µV (with auto zero)	
Input Bias Current	< 50 fA	
Dimensions	60 x 60 x 68 mm	

This test report may be reproduced in full only. The document may only be updated by Audix Technology Corp. personnel. Any changes will be noted in the Document History section of the report.

Audix Technology Corp.
No. 491, Zhongfu Rd., Linkou Dist.,
New Taipei City244,Taiwan

Tel: +886 2 26099301
Fax: +886 2 26099303

5.2.4. Phantom

Model	Twin SAM	
Construction	The shell corresponds to the specifications of the Specific Anthropomorphic Mannequin (SAM) phantom defined in IEEE 1528 and IEC 62209-1. It enables the dosimetric evaluation of left and right hand phone usage as well as body mounted usage at the flat phantom region. A cover prevents evaporation of the liquid. Reference markings on the phantom allow the complete setup of all predefined phantom positions and measurement grids by teaching three points with the robot.	
Material	Vinylester, glass fiber reinforced (VE-GF)	
Shell Thickness	2 ± 0.2 mm (6 ± 0.2 mm at ear point)	
Dimensions	Length: 1000 mm Width: 500 mm Height: adjustable feet	
Filling Volume	approx. 25 liters	

Model	ELI	
Construction	Phantom for compliance testing of handheld and body-mounted wireless devices in the frequency range of 30 MHz to 6 GHz. ELI is fully compatible with the IEC 62209-2 standard and all known tissue simulating liquids. ELI has been optimized regarding its performance and can be integrated into our standard phantom tables. A cover prevents evaporation of the liquid. Reference markings on the phantom allow installation of the complete setup, including all predefined phantom positions and measurement grids, by teaching three points. The phantom is compatible with all SPEAG dosimetric probes and dipoles.	
Material	Vinylester, glass fiber reinforced (VE-GF)	
Shell Thickness	2.0 ± 0.2 mm (bottom plate)	
Dimensions	Major axis: 600 mm Minor axis: 400 mm	
Filling Volume	approx. 30 liters	

This test report may be reproduced in full only. The document may only be updated by Audix Technology Corp. personnel. Any changes will be noted in the Document History section of the report.

Audix Technology Corp.
No. 491, Zhongfu Rd., Linkou Dist.,
New Taipei City244,Taiwan

Tel: +886 2 26099301
Fax: +886 2 26099303

5.2.5. Device Holder

Model	Mounting Device	
Construction	In combination with the Twin SAM Phantom or ELI4, the Mounting Device enables the rotation of the mounted transmitter device in spherical coordinates. Rotation point is the ear opening point. Transmitter devices can be easily and accurately positioned according to IEC, IEEE, FCC or other specifications. The device holder can be locked for positioning at different phantom sections (left head, right head, flat).	
Material	POM	

Model	Laptop Extensions Kit	
Construction	Simple but effective and easy-to-use extension for Mounting Device that facilitates the testing of larger devices according to IEC 62209-2 (e.g., laptops, cameras, etc.). It is lightweight and fits easily on the upper part of the Mounting Device in place of the phone positioner.	
Material	POM, Acrylic glass, Foam	

5.2.6. Reference Dipole

Model	System Validation Dipoles	
Construction	Symmetrical dipole with l/4 balun. Enables measurement of feed point impedance with NWA. Matched for use near flat phantoms filled with tissue simulating solutions.	
Frequency	750 MHz to 5800 MHz	
Return Loss	> 20 dB	
Power Capability	> 100 W (f < 1GHz), > 40 W (f > 1GHz)	

This test report may be reproduced in full only. The document may only be updated by Audix Technology Corp. personnel. Any changes will be noted in the Document History section of the report.

Audix Technology Corp.
No. 491, Zhongfu Rd., Linkou Dist.,
New Taipei City244,Taiwan

Tel: +886 2 26099301
Fax: +886 2 26099303

5.2.7. Tissue Simulating Liquids

For SAR measurement of the field distribution inside the phantom, the phantom must be filled with homogeneous tissue simulating liquid to a depth of at least 15 cm. For head SAR testing, the liquid height from the ear reference point (ERP) of the phantom to the liquid top surface is larger than 15 cm. For body SAR testing, the liquid height from the center of the flat phantom to the liquid top surface is larger than 15 cm. The nominal dielectric values of the tissue simulating liquids in the phantom and the tolerance of 5% are listed in Table-5.1.



Photo of Liquid Height

The dielectric properties of the head tissue simulating liquids are defined in IEEE 1528 and FCC OET 65 Supplement C Appendix C. For the body tissue simulating liquids, the dielectric properties are defined in FCC OET 65 Supplement C Appendix C. The dielectric properties of the tissue simulating liquids were verified prior to the SAR evaluation using an Agilent 85070D Dielectric Probe Kit and an Agilent Network Analyzer.

This test report may be reproduced in full only. The document may only be updated by Audix Technology Corp. personnel. Any changes will be noted in the Document History section of the report.

Audix Technology Corp.
No. 491, Zhongfu Rd., Linkou Dist.,
New Taipei City244,Taiwan

Tel: +886 2 26099301
Fax: +886 2 26099303

Table-5.1 Targets of Tissue Simulating Liquid

Target Frequency [MHz]	Target Permittivity (εr)	Range of ± 5%	Target Conductivity σ[s/m]	Range of ± 5%
750	41.9	39.805 ~ 43.995	0.89	0.846 ~ 0.935
835	41.5	39.425 ~ 43.575	0.90	0.855 ~ 0.945
900	41.5	39.425 ~ 43.575	0.97	0.922 ~ 1.019
1450	40.5	38.475 ~ 42.525	1.20	1.140 ~ 1.260
1640	40.3	38.285 ~ 42.315	1.29	1.226 ~ 1.355
1750	40.1	38.095 ~ 42.105	1.37	1.302 ~ 1.439
1800	40.0	38.000 ~ 42.000	1.40	1.330 ~ 1.470
1900	40.0	38.000 ~ 42.000	1.40	1.330 ~ 1.470
2000	40.0	38.000 ~ 42.000	1.40	1.330 ~ 1.470
2300	39.5	37.525 ~ 41.475	1.67	1.587 ~ 1.754
2450	39.2	37.240 ~ 41.160	1.80	1.710 ~ 1.890
2600	39.0	37.050 ~ 40.950	1.96	1.862 ~ 2.058
3500	37.9	36.005 ~ 39.795	2.91	2.765 ~ 3.056
5200	36.0	34.2.00 ~ 37.800	4.66	4.427 ~ 4.893
5300	35.9	34.105 ~ 37.695	4.76	4.522 ~ 4.998
5500	35.6	33.820 ~ 37.380	4.96	4.712 ~ 5.208
5600	35.5	33.725 ~ 37.275	5.07	4.817 ~ 5.324
5800	35.3	33.535 ~ 37.065	5.27	5.007 ~ 5.534
6000	35.1	33.345~ 36.855	5.48	5.206 ~ 5.754
6500	34.5	32.775 ~ 36.225	6.07	5.767 ~ 6.374
7000	33.9	32.205 ~ 35.595	6.65	6.318 ~ 6.983

This test report may be reproduced in full only. The document may only be updated by Audix Technology Corp. personnel. Any changes will be noted in the Document History section of the report.

Audix Technology Corp.
No. 491, Zhongfu Rd., Linkou Dist.,
New Taipei City244,Taiwan
Tel: +886 2 26099301
Fax: +886 2 26099303

Table-5.2-1 Recipes of Tissue Simulating Liquid, 30MHz to 900MHz

Frequency (MHz)	**30**	**50**		**144**		**450**		**835**	**900**	
Recipe source number	3	3	2	2	3	2	4	2	2	4
Ingredients (% by weight)										
De-ionized water	48,30	48,30	53,53	55,12	48,30	48,53	56	50,36	50,31	56
Tween 20			44,70	43,31		49,51		48,39	48,34	
Oxidized mineral oil							44			44
Diethylenglycol monohexylether										
Triton X-100										
Diacetin	50,00	50,00			50,00					
DGBE										
NaCl	1,60	1,60	1,77	1,57	1,60	1,96		1,25	1,35	
Additives and salt	0,10	0,10			0,10					
Measured temperature dependence										
Temp. (°C)			21	21		21	20	21	21	20
$\varepsilon_{\text{liquid temp. unc.}}$ (%)	0,8	0,1			0,1	0,1		0,04	0,04	
$\sigma_{\text{liquid temp. unc.}}$ (%)	2,8	2,8			2,6	4,2		1,6	1,6	

Table-5.2-2 Recipes of Tissue Simulating Liquid, 1800MHz to 10000MHz

Frequency (MHz)	**1 800**		**2 450**	**4 000**	**5 000**	**5 200**	**5 800**	**6 000**	**8 000**	**10 000**
Recipe source number	2	4	4	4	4	1	1	4	5	5
Ingredients (% by weight)										
De-ionized water	54,23	56	56	56	56	65,53	65,53	56	67,8	66,0
Tween	45,27								31,1	33,0
Oxidized mineral oil		44	44	44	44			44		
Diethylenglycol monohexylether						17,24	17,24			
Triton X-100						17,24	17,24			
Diacetin										
DGBE										
NaCl	0,50									
Additives and salt										
Measured temperature dependence										
Temp. (°C)	21	20	20	20	20	22	22	20	20	20
$\varepsilon_{\text{liquid temp. unc.}}$ (%)	0,4					1,7	1,8			
$\sigma_{\text{liquid temp. unc.}}$ (%)	2,3					2,7	2,6			

NOTE 1 Multiple columns under a single frequency indicate optional recipes.

NOTE 2 Recipe source numbers: 1 verified by different labs, 2 Reference [59], 3 developed by IT'IS Foundation, 4 developed by IT'IS Foundation, 5 Reference [60].

NOTE 3 The values of $\varepsilon_{\text{liquid temp. unc.}}$ and $\sigma_{\text{liquid temp. unc.}}$ are liquid temperature uncertainties described in O.9.6, based on measurements of the applicable liquid recipes given above. These are not part of the original publications but have been subsequently developed by the project team.

NOTE 4 The recipes at 8 000 MHz and 10 000 MHz are sufficiently broadband that they cover the frequency range of 6 000 MHz to 10 000 MHz within a tolerance of ±10 % for permittivity and conductivity.

This test report may be reproduced in full only. The document may only be updated by Audix Technology Corp. personnel. Any changes will be noted in the Document History section of the report.

Audix Technology Corp.
No. 491, Zhongfu Rd., Linkou Dist.,
New Taipei City244,Taiwan

Tel: +886 2 26099301
Fax: +886 2 26099303

5.3. SAR System Verification

The system check verifies that the system operates within its specifications. It is performed daily or before every SAR measurement. The system check uses normal SAR measurements in the flat section of the phantom with a matched dipole at a specified distance. The system verification setup is shown as below.

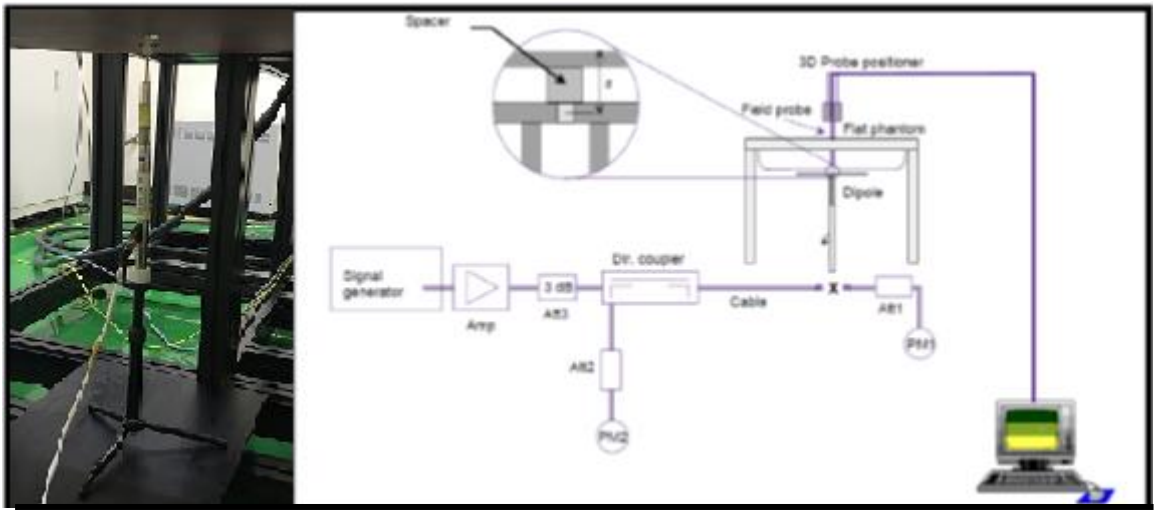

The validation dipole is placed beneath the flat phantom with the specific spacer in place. The distance spacer is touch the phantom surface with a light pressure at the reference marking and be oriented parallel to the long side of the phantom. The power meter PM1 measures the forward power at the loation of the system check dipole connector. The signal generator is adjusted for the desired forward power (250 mW is used for 700 MHz to 3 GHz, 100 mW is used for 3.5 GHz to 6 GHz) at the dipole connector and the power meter PM2 is read at that level. After connecting the cable to the dipole, the signal generator is readjusted for the same reading at power meter PM2.

After system check testing, the SAR result will be normalized to 1W forward input power and compared with the reference SAR value derived from validation dipole certificate report. The deviation of system check should be within 10 %.

This test report may be reproduced in full only. The document may only be updated by Audix Technology Corp. personnel. Any changes will be noted in the Document History section of the report.

Audix Technology Corp.
No. 491, Zhongfu Rd., Linkou Dist.,
New Taipei City244,Taiwan

Tel: +886 2 26099301
Fax: +886 2 26099303

5.3.1. SAR System Verification Result

Dipole Kit: D2450V2										
Test Date: 2022. 07. 13						Liquid Temp. [℃]: 20.0				
Frequency [MHz]	1g SAR					10g SAR				
2450MHz	Zoom Scan to 250mW	Normalize to 1W	Target Value Reference result ± 10% window			Zoom Scan to 250mW	Normalize to 1W	Target Value Reference result ± 10% window		
	13.6	54.4	52.9			6.35	25.4	24.8		
			47.61	to	58.19			22.32	to	27.28

Dipole Kit: D5GHzV2										
Test Date: 2022. 07. 12						Liquid Temp. [℃]: 20.0				
Frequency [MHz]	1g SAR					10g SAR				
5300MHz	Zoom Scan to 100mW	Normalize to 1W	Target Value Reference result ± 10% window			Zoom Scan to 100mW	Normalize to 1W	Target Value Reference result ± 10% window		
	8.43	84.3	83.2			2.41	24.1	23.5		
			74.88	to	91.52			21.15	to	25.85

Dipole Kit: D5GHzV2										
Test Date: 2022. 07. 12						Liquid Temp. [℃]: 20.0				
Frequency [MHz]	1g SAR					10g SAR				
5600MHz	Zoom Scan to 100mW	Normalize to 1W	Target Value Reference result ± 10% window			Zoom Scan to 100mW	Normalize to 1W	Target Value Reference result ± 10% window		
	8.48	84.8	83.9			2.37	23.7	23.8		
			75.51	to	92.29			21.42	to	26.18

Dipole Kit: D5GHzV2										
Test Date: 2022. 07. 12						Liquid Temp. [℃]: 20.0				
Frequency [MHz]	1g SAR					10g SAR				
5800MHz	Zoom Scan to 100mW	Normalize to 1W	Target Value Reference result ± 10% window			Zoom Scan to 100mW	Normalize to 1W	Target Value Reference result ± 10% window		
	8.36	83.6	81.8			2.28	22.8	22.9		
			73.62	to	89.98			20.61	to	25.19

This test report may be reproduced in full only. The document may only be updated by Audix Technology Corp. personnel. Any changes will be noted in the Document History section of the report.

Audix Technology Corp.
No. 491, Zhongfu Rd., Linkou Dist.,
New Taipei City244,Taiwan

Tel: +886 2 26099301
Fax: +886 2 26099303

5.3.2. SAR System Check Data

Date: 7/13/2022

Test Laboratory: Audix_SAR Lab

System Check_H2450

DUT: D2450V2 - SN888

Communication System: UID 0, CW (0); Frequency: 2450 MHz;Duty Cycle:1:1
Medium parameters used: f = 2450 MHz; σ = 1.767 S/m; ε_r = 38.605; ρ = 1000 kg/m^3
Phantom section: Flat Section

DASY Configuration:

- Probe: EX3DV4 - SN3855; ConvF(7.7, 7.7, 7.7) @ 2450 MHz; Calibrated: 9/24/2021
- Sensor-Surface: 2mm (Mechanical Surface Detection), z = 1.0, 31.0
- Electronics: DAE4 Sn1337; Calibrated: 3/29/2022
- Phantom: ELI V5.0 (20deg probe tilt); Type: QD OVA 002 AA; Serial: 1170
- DASY52 52.10.4(1527); SEMCAD X 14.6.14(7483)

P=250mW/Area Scan (9x9x1): Measurement grid: dx=20mm, dy=20mm
Maximum value of SAR (measured) = 24.8 W/kg

P=250mW/Zoom Scan (5x5x7)/Cube 0: Measurement grid: dx=8mm, dy=8mm, dz=5mm
Reference Value = 105.74 V/m; Power Drift = 0.04 dB
Peak SAR (extrapolated) = 27.2 W/kg
SAR(1 g) = 13.6 W/kg; SAR(10 g) = 6.35 W/kg
Smallest distance from peaks to all points 3 dB below = 9.9 mm
Ratio of SAR at M2 to SAR at M1 = 54.7%
Maximum value of SAR (measured) = 21.4 W/kg



This test report may be reproduced in full only. The document may only be updated by Audix Technology Corp. personnel. Any changes will be noted in the Document History section of the report.

Audix Technology Corp.
No. 491, Zhongfu Rd., Linkou Dist.,
New Taipei City244,Taiwan

Tel: +886 2 26099301
Fax: +886 2 26099303

Date: 7/12/2022

Test Laboratory: Audix_SAR Lab

System Check_H5300

DUT: D5GHzV2 - SN1124

Communication System: UID 0, CW (0); Frequency: 5300 MHz;Duty Cycle:1:1
Medium parameters used: f = 5300 MHz; σ = 4.854 S/m; ε_r = 35.7; ρ = 1000 kg/m^3
Phantom section: Flat Section

DASY Configuration:

- Probe: EX3DV4 - SN3855; ConvF(5.15, 5.15, 5.15) @ 5300 MHz; Calibrated: 9/24/2021
- Sensor-Surface: 2mm (Mechanical Surface Detection), z = 1.0, 31.0
- Electronics: DAE4 Sn1337; Calibrated: 3/29/2022
- Phantom: ELI V5.0 (20deg probe tilt); Type: QD OVA 002 AA; Serial: 1170
- DASY52 52.10.4(1527); SEMCAD X 14.6.14(7483)

P=100mW/Area Scan (9x9x1): Measurement grid: dx=10mm, dy=10mm
Maximum value of SAR (measured) = 17.9 W/kg

P=100mW/Zoom Scan (7x7x12)/Cube 0: Measurement grid: dx=4mm, dy=4mm, dz=2mm
Reference Value = 76.56 V/m; Power Drift = 0.06 dB
Peak SAR (extrapolated) = 30.8 W/kg
SAR(1 g) = 8.43 W/kg; SAR(10 g) = 2.41 W/kg
Smallest distance from peaks to all points 3 dB below = 7.9 mm
Ratio of SAR at M2 to SAR at M1 = 56.2%
Maximum value of SAR (measured) = 20.6 W/kg



This test report may be reproduced in full only. The document may only be updated by Audix Technology Corp. personnel. Any changes will be noted in the Document History section of the report.

Audix Technology Corp.
No. 491, Zhongfu Rd., Linkou Dist.,
New Taipei City244,Taiwan

Tel: +886 2 26099301
Fax: +886 2 26099303

Date: 7/12/2022

Test Laboratory: Audix_SAR Lab

System Check_H5600

DUT: D5GHzV2 - SN1124

Communication System: UID 0, CW (0); Frequency: 5600 MHz;Duty Cycle:1:1
Medium parameters used: f = 5600 MHz; σ = 5.23 S/m; ε_r = 35.043; ρ = 1000 kg/m^3
Phantom section: Flat Section

DASY Configuration:

- Probe: EX3DV4 - SN3855; ConvF(4.7, 4.7, 4.7) @ 5600 MHz; Calibrated: 9/24/2021
- Sensor-Surface: 2mm (Mechanical Surface Detection), z = 1.0, 31.0
- Electronics: DAE4 Sn1337; Calibrated: 3/29/2022
- Phantom: ELI V5.0 (20deg probe tilt); Type: QD OVA 002 AA; Serial: 1170
- DASY52 52.10.4(1527); SEMCAD X 14.6.14(7483)

P=100mW/Area Scan (9x9x1): Measurement grid: dx=10mm, dy=10mm
Maximum value of SAR (measured) = 18.1 W/kg

P=100mW/Zoom Scan (7x7x12)/Cube 0: Measurement grid: dx=4mm, dy=4mm, dz=2mm
Reference Value = 72.18 V/m; Power Drift = 0.01 dB
Peak SAR (extrapolated) = 29.7 W/kg
SAR(1 g) = 8.48 W/kg; SAR(10 g) = 2.37 W/kg
Smallest distance from peaks to all points 3 dB below = 7.8 mm
Ratio of SAR at M2 to SAR at M1 = 59.6%
Maximum value of SAR (measured) = 19.9 W/kg



This test report may be reproduced in full only. The document may only be updated by Audix Technology Corp. personnel. Any changes will be noted in the Document History section of the report.

Audix Technology Corp.
No. 491, Zhongfu Rd., Linkou Dist.,
New Taipei City244,Taiwan

Tel: +886 2 26099301
Fax: +886 2 26099303

Date: 7/12/2022

Test Laboratory: Audix_SAR Lab

System Check_H5800

DUT: D5GHzV2 - SN1124

Communication System: UID 0, CW (0); Frequency: 5800 MHz;Duty Cycle:1:1
Medium parameters used: f = 5800 MHz; σ = 5.495 S/m; ε_r = 34.609; ρ = 1000 kg/m^3
Phantom section: Flat Section

DASY Configuration:

- Probe: EX3DV4 - SN3855; ConvF(4.8, 4.8, 4.8) @ 5800 MHz; Calibrated: 9/24/2021
- Sensor-Surface: 2mm (Mechanical Surface Detection), z = 1.0, 31.0
- Electronics: DAE4 Sn1337; Calibrated: 3/29/2022
- Phantom: ELI V5.0 (20deg probe tilt); Type: QD OVA 002 AA; Serial: 1170
- DASY52 52.10.4(1527); SEMCAD X 14.6.14(7483)

P=100mW/Area Scan (9x9x1): Measurement grid: dx=10mm, dy=10mm
Maximum value of SAR (measured) = 17.6 W/kg

P=100mW/Zoom Scan (7x7x12)/Cube 0: Measurement grid: dx=4mm, dy=4mm, dz=2mm
Reference Value = 72.48 V/m; Power Drift = -0.03 dB
Peak SAR (extrapolated) = 31.6 W/kg
SAR(1 g) = 8.36 W/kg; SAR(10 g) = 2.28 W/kg
Smallest distance from peaks to all points 3 dB below = 7.1 mm
Ratio of SAR at M2 to SAR at M1 = 54.4%
Maximum value of SAR (measured) = 20.1 W/kg



This test report may be reproduced in full only. The document may only be updated by Audix Technology Corp. personnel. Any changes will be noted in the Document History section of the report.

Audix Technology Corp.
No. 491, Zhongfu Rd., Linkou Dist.,
New Taipei City244,Taiwan
Tel: +886 2 26099301
Fax: +886 2 26099303

5.4. SAR Measurement Procedure

According to the SAR test standard, the recommended procedure for assessing the peak spatial-average SAR value consists of the following steps:

(a) Power reference measurement
(b) Area scan
(c) Zoom scan
(d) Power drift measurement

The SAR measurement procedures for each of test conditions are as follows:

(a) Make EUT to transmit maximum output power
(b) Measure conducted output power through RF cable
(c) Place the EUT in the specific position of phantom
(d) Perform SAR testing steps on the DASY system
(e) Record the SAR value

5.4.1. Area &Zoom Scan Procedure

According to IEC/IEEE 62209-1528, the resolution for Area and Zoom scan is specified in the table below.

Items	≤ 2 GHz	2-3 GHz	3-4 GHz	4-5 GHz	5-6 GHz
Area Scan (Δx, Δy)	≤ 15mm	≤ 12mm	≤ 12mm	≤ 10mm	≤ 10mm
Zoom Scan (Δx, Δy)	≤ 8mm	≤ 5mm	≤ 5mm	≤ 4mm	≤ 4mm
Zoom Scan (Δz)	≤ 5mm	≤ 5mm	≤ 4mm	≤ 3mm	≤ 2mm
Zoom Scan Volume	≥30mm	≥30mm	≥28mm	≥25mm	≥22mm

Note:
When zoom scan is required and report SAR is <= 1.4 W/kg, the zoom scan resolution of Δx / Δy (2-3GHz: ≤ 8 mm, 3-4GHz: ≤ 7 mm, 4-6GHz: ≤ 5 mm) may be applied.

According to IEC/IEEE 62209-1528, if the zoom scan measured as specified in the preceding paragraphs complies with both of the following items, or if the peak spatial-average SAR is below 0.1 W/kg, no additional measurements are needed:

(1) The smallest horizontal distance from the local SAR peaks to all points 3 dB below the SAR peak shall be larger than the horizontal gird steps in both x and y directions (Δx, Δy). This shall be checked for the measured zoom scan plane conformal to the phantom at the distance z_{M1}.
(2) The ratio of the SAR at the second measured point (M2) to the SAR at the closest measured point (M1) at the x, y location of the measured mazimum SAR value shall be at least 30%.

This test report may be reproduced in full only. The document may only be updated by Audix Technology Corp. personnel. Any changes will be noted in the Document History section of the report.

Audix Technology Corp.
No. 491, Zhongfu Rd., Linkou Dist.,
New Taipei City244,Taiwan
Tel: +886 2 26099301
Fax: +886 2 26099303

5.4.2. Volume Scan Procedure

The volume scan is used for assess overlapping SAR distributions for antennas transmitting in different frequency bands. It is equivalent to an oversized zoom scan used in standalone measurements. The measurement volume will be used to enclose all the simultaneous transmitting antennas. For antennas transmitting simultaneously in different frequency bands, the volume scan is measured separately in each frequency band. In order to sum correctly to compute the 1g aggregate SAR, the EUT remain in the same test position for all measurements and all volume scan use the same spatial resolution and grid spacing. When all volume scan were completed, the software, SEMCAD postprocessor can combine and subsequently superpose these measurement data to calculating the multiband SAR.

5.4.3. Power Drift Monitoring

All SAR testing is under the EUT install full charged battery and transmit maximum output power. In DASY measurement software, the power reference measurement and power drift measurement procedures are used for monitoring the power drift of EUT during SAR test. Both these procedures measure the field at a specified reference position before and after the SAR testing. The software will calculate the field difference in dB. If the power drift more than 5%, the SAR will be retested.

5.4.4. Spatial Peak SAR Evaluation

The procedure for spatial peak SAR evaluation has been implemented according to the test standard. It can be conducted for 1g and 10g, as well as for user-specific masses. The DASY software includes all numerical procedures necessary to evaluate the spatial peak SAR value.

The base for the evaluation is a "cube" measurement. The measured volume must include the 1g and 10g cubes with the highest averaged SAR values. For that purpose, the center of the measured volume is aligned to the interpolated peak SAR value of a previously performed area scan.

The entire evaluation of the spatial peak values is performed within the post-processing engine (SEMCAD). The system always gives the maximum values for the 1g and 10g cubes. The algorithm to find the cube with highest averaged SAR is divided into the following stages:

(a) Extraction of the measured data (grid and values) from the Zoom Scan
(b) Calculation of the SAR value at every measurement point based on all stored data (A/D values and measurement parameters)
(c) Generation of a high-resolution mesh within the measured volume
(d) Interpolation of all measured values form the measurement grid to the high-resolution grid
(e) Extrapolation of the entire 3-D field distribution to the phantom surface over the distance from sensor to surface
(f) Calculation of the averaged SAR within masses of 1g and 10g

This test report may be reproduced in full only. The document may only be updated by Audix Technology Corp. personnel. Any changes will be noted in the Document History section of the report.

Audix Technology Corp.
No. 491, Zhongfu Rd., Linkou Dist.,
New Taipei City244,Taiwan
Tel: +886 2 26099301
Fax: +886 2 26099303

5.4.5. SAR Averaged Methods

In DASY, the interpolation and extrapolation are both based on the modified Quadratic Shepard's method. The interpolation scheme combines a least-square fitted function method and a weighted average method which are the two basic types of computational interpolation and approximation.

Extrapolation routines are used to obtain SAR values between the lowest measurement points and the inner phantom surface. The extrapolation distance is determined by the surface detection distance and the probe sensor offset. The uncertainty increases with the extrapolation distance. To keep the uncertainty within 1% for the 1 g and 10 g cubes, the extrapolation distance should not be larger than 5 mm.

This test report may be reproduced in full only. The document may only be updated by Audix Technology Corp. personnel. Any changes will be noted in the Document History section of the report.

Audix Technology Corp.
No. 491, Zhongfu Rd., Linkou Dist.,
New Taipei City244,Taiwan
Tel: +886 2 26099301
Fax: +886 2 26099303

6. SAR MEASUREMENT EVALUATION

6.1. Test Configuration and EUT setting

The standalone SAR test exclusion shall be refer to FCC § 1.1307 (b)(3)(i)(B) SAR-Based exemption which device determined the distance from antenna to user/bystander. The formula is

P_{th} (mW) = ERP_{20cm} (d / 20) for distance d ≤ 20cm
P_{th} (mW) = ERP_{20cm} for distance 20cm < d ≤ 40cm
X= - log10 ($\frac{60}{ERP20cm\sqrt{f}}$)
ERP_{20cm}(mW) 0.3 GHz ≤ f < 1.5 GHz: 2040f
1.5 GHz ≤ f ≤ 6 GHz: 3060

F = GHz
P_{th} (mW) = available maximum time-average power or effective radiated power, whichever is greater.
D = the separation distance (cm)

From KDB 616217 D04 section 4.2 to 4.3, The SAR exclusion threshold can be applied to KDB 447498 to determine if SAR necessary test.

Test program "DRTU" is used for enabling EUT BT or WLAN function under continues transmitting and choosing data rate/ channel and supported stable power rating.

This test report may be reproduced in full only. The document may only be updated by Audix Technology Corp. personnel. Any changes will be noted in the Document History section of the report.

Audix Technology Corp.
No. 491, Zhongfu Rd., Linkou Dist.,
New Taipei City244,Taiwan
Tel: +886 2 26099301
Fax: +886 2 26099303

6.2. EUT Testing Position

SAR-Based exemption table

Centre Frequency (MHz)	5	10	15	20	25	Distance(mm)
2450	3.000	10.000	22.000	38.000	59.000	Power(mW)
5200	2.000	6.000	15.000	26.000	42.000	
5500	1.000	6.000	14.000	26.000	41.000	
5800	1.000	6.000	14.000	25.000	40.000	
	30	35	40	45	50	Distance(mm)
2450	83.000	111.000	143.000	179.000	219.000	Power(mW)
5200	61.000	84.000	110.000	110.000	110.000	
5500	59.000	82.000	108.000	108.000	108.000	
5800	58.000	80.000	106.000	106.000	106.000	
	7	10	15	20	25	Distance(cm)
2450	415.000	819.000	1770.000	3060.000	4678.000	Power(mW)
5200	350.000	731.000	1689.000	3060.000	4852.000	
5500	345.000	725.000	1683.000	3060.000	4865.000	
5800	341.000	719.000	1678.000	3060.000	4877.000	
	30	33	35	37	40	Distance(cm
2450	6617.000	7932.000	8872.000	8872.000	11437.000	Power(mW)
5200	7071.000	8609.000	9722.000	9722.000	12809.000	
5500	7106.000	8662.000	9788.000	9788.000	12918.000	
5800	7139.000	8712.000	9851.000	9851.000	13021.000	

The SAR testing required mode is listed as below.

Antenna	Front Face	Rear Face	Top Side	Bottom Side	Left Side	Right Side	Screen Side
WLAN				√			√

According to SAR-Based exemption table, the laptop only need evaluate bottom side and screen side.

This test report may be reproduced in full only. The document may only be updated by Audix Technology Corp. personnel. Any changes will be noted in the Document History section of the report.

Audix Technology Corp.
No. 491, Zhongfu Rd., Linkou Dist.,
New Taipei City244,Taiwan

Tel: +886 2 26099301
Fax: +886 2 26099303

6.3. Tissue Calibration Result

The dielectric parameters of the liquids were verified prior to the SAR evaluation using Agilent Dielectric Probe Kit and Agilent E5071C Vector Network Analyzer.

Body Tissue Simulate Measurement				
Frequency [MHz]	Description	Dielectric Parameters		Liquid Temp. [℃]
		ε_r	σ[s/m]	
2450MHz	Reference result ± 5% window	39.2 37.240 to 41.160	1.8 1.710 to 1.890	N/A
	2022. 07. 13	38.605	1.767	20.0

Body Tissue Simulate Measurement				
Frequency [MHz]	Description	Dielectric Parameters		Liquid Temp. [℃]
		ε_r	σ[s/m]	
5300MHz	Reference result ± 5% window	35.9 34.105 to 37.695	4.76 4.522 to 4.998	N/A
	2022. 07. 12	35.700	4.854	20.0

Body Tissue Simulate Measurement				
Frequency [MHz]	Description	Dielectric Parameters		Liquid Temp. [℃]
		ε_r	σ[s/m]	
5600MHz	Reference result ± 5% window	35.50 33.725 to 37.275	5.07 4.817 to 5.324	N/A
	2022. 07. 12	35.043	5.23	21.0

Body Tissue Simulate Measurement				
Frequency [MHz]	Description	Dielectric Parameters		Liquid Temp. [℃]
		ε_r	σ[s/m]	
5800MHz	Reference result ± 5% window	35.3 33.535 to 37.065	5.27 5.007 to 5.534	N/A
	2022. 07. 12	34.609	5.495	20.0

This test report may be reproduced in full only. The document may only be updated by Audix Technology Corp. personnel. Any changes will be noted in the Document History section of the report.

Audix Technology Corp.
No. 491, Zhongfu Rd., Linkou Dist.,
New Taipei City244,Taiwan
Tel: +886 2 26099301
Fax: +886 2 26099303

6.4. SAR Exposure Limits

SAR assessments have been made in line with the requirements of IEEE-1528, FCC Supplement C, and comply with ANSI/IEEE C95.1-1992 "Uncontrolled Environments" limits. These limits apply to a location which is deemed as "Uncontrolled Environment" which can be described as a situation where the general public may be exposed to an RF source with no prior knowledge or control over their exposure.

Limits for General Population/Uncontrolled Exposure (W/kg)

Type Exposure	Uncontrolled Environment Limit
Spatial Peak SAR (1g cube tissue for brain or body)	1.60 W/kg
Spatial Average SAR (whole body)	0.08 W/kg
Spatial Peak SAR (10g for hands, feet, ankles and wrist)	4.00 W/kg

This test report may be reproduced in full only. The document may only be updated by Audix Technology Corp. personnel. Any changes will be noted in the Document History section of the report.

Audix Technology Corp.
No. 491, Zhongfu Rd., Linkou Dist.,
New Taipei City244,Taiwan
Tel: +886 2 26099301
Fax: +886 2 26099303

6.5. Conducted Power Measurement

Note:

1. Per KDB 447498 D04 the reported SAR is the measured SAR value adjusted for maximum tune-up tolerance.
   Scale Factor = tune-up limit power (mW)/EUT Conducted power (mW), where tune-up limit is the maximum rated power among all production units.
   Scale SAR(W/kg)= Measured SAR(W/kg)* Scaling Factor
2. Per KDB 447498 D04 for each exposure position, if the highest output channel reported SAR ≤0.8W/kg, other channels SAR testing is not necessary.
3. Per KDB 248227 D01, for OFDM transmission configuration in the 2.4G and 5G bands. An initial test configuration is determined by the highest maximum output power including tune-up tolerance. When multiple transmission modes(802.11a/g/n/ac/ax) have same maximum power, largest channel bandwidth , lowest order modulation and lowest data rate, lowest order 802.11 mode is selected.(i.e. a, g, n, ac then ax)
4. Per KDB 248227 D01, when the highest reported SAR for the initial test configuration (when applicable, include subsequent highest output channels), according to the initial test position or fixed exposure position requirements, is adjusted by the ratio of the subsequent test configuration to initial test configuration specified maximum output power and the adjusted SAR is ≤ 1.2 W/kg, SAR is not required for that subsequent test configuration.
5. Per KDB 248227 D01,U-NII-1 and U-NII-2A bands have the same specified maximum output and tolerance; SAR is measured for U-NII-2A band first. Adjusted SAR of U-NII-2A band is ≤ 1.2 W/kg, SAR is not required for U-NII-1 band. When different maximum output power is specified for the bands, begin SAR measurement in the band with higher specified maximum output power. The highest reported SAR for the tested configuration is adjusted by the ratio of lower to higher specified maximum output power for the two bands. When the adjusted SAR is ≤ 1.2 W/kg, SAR is not required for the band with lower maximum output power in that test configuration; otherwise, each band is tested independently for SAR.
6. Per KDB 248227 D01, When different maximum output power is specified for the bands, begin SAR measurement in the band with higher specified maximum output power. The highest reported SAR for the tested.
7. Pursuant section 2.8.1(2) KDB 865664 D01, when the original highest measured SAR is ≥ 0.80 W/kg, repeat that measurement once.
8. Pursuant section 2.8.1(3) KDB 865664 D01, perform a second repeated measurement only if the ratio of largest to smallest SAR for the original and first repeated measurements is > 1.20 or when the original or repeated measurement is ≥ 1.45 W/kg (~ 10% from the 1-g SAR limit)

This test report may be reproduced in full only. The document may only be updated by Audix Technology Corp. personnel. Any changes will be noted in the Document History section of the report.

Audix Technology Corp.
No. 491, Zhongfu Rd., Linkou Dist.,
New Taipei City244,Taiwan
Tel: +886 2 26099301
Fax: +886 2 26099303

6.5.1. For WLAN Function

Type of Network	Channel	Frequency (MHz)	Output Power (dBm)						SAR Test
			ANT AUX			ANT Main			
			Average Power	Tune-Up Limit	Scale Factor	Average Power	Tune-Up Limit	Scale Factor	
802.11b	CH 1	2412	19.97	20.5	---	20.24	21.0	---	No[NOTE2]
	CH 7	2442	20.41	21.0	1.145	20.12	21.0	1.124	Yes
	CH 11	2462	19.91	20.5	---	20.30	21.0	---	No[NOTE2]
	CH 12	2467	19.02	20.0	---	18.47	19.0	---	
	CH 13	2472	17.06	18.0	---	15.48	16.0	---	
802.11g	CH 1	2412	17.14	18.0	---	17.10	18.0	---	No[NOTE6]
	CH 2	2417	18.27	19.0	---	19.09	20.0	---	
	CH 7	2442	19.34	20.0	---	20.01	21.0	---	
	CH 10	2457	18.65	19.3	---	18.88	19.5	---	
	CH 11	2462	16.52	17.3	---	17.19	18.0	---	
	CH 12	2467	14.57	15.3	---	14.47	15.0	---	
	CH 13	2472	11.10	12.0	---	10.98	11.5	---	

Type of Network	Channel	Frequency (MHz)	Output Power (dBm)						SAR Test
			ANT AUX			ANT Main			
			Average Power	Tune-Up Limit	Scale Factor	Average Power	Tune-Up Limit	Scale Factor	
802.11n-HT20	CH 1	2412	15.50	16.3	---	15.60	16.3	---	No[NOTE4、3]
	CH 2	2417	16.91	17.5	---	16.74	17.3	---	
	CH 3	2422	18.18	19.0	---	17.80	18.5	---	
	CH 7	2442	18.80	19.5	---	19.40	20.0	---	
	CH 10	2457	18.44	19.0	---	18.26	19.0	---	
	CH 11	2462	14.36	15.0	---	14.71	15.3	---	
	CH 12	2467	10.46	11.0	---	10.63	11.3	---	
	CH 13	2472	7.63	8.3	---	8.01	9.0	---	
802.11n-HT40	CH 3	2422	14.54	15.3	---	14.01	15.0	---	
	CH 7	2442	15.20	16.0	---	15.32	16.0	---	
	CH 9	2452	14.13	15.0	---	14.62	15.3	---	
	CH 10	2457	11.29	12.0	---	11.35	12.0	---	
	CH 11	2462	8.45	9.0	---	8.39	9.0	---	

This test report may be reproduced in full only. The document may only be updated by Audix Technology Corp. personnel. Any changes will be noted in the Document History section of the report.

Audix Technology Corp.
No. 491, Zhongfu Rd., Linkou Dist.,
New Taipei City244,Taiwan
Tel: +886 2 26099301
Fax: +886 2 26099303

Type of Network	Channel	Frequency (MHz)	Output Power (dBm)						SAR Test
			ANT AUX			ANT Main			
			Average Power	Tune-Up Limit	Scale Factor	Average Power	Tune-Up Limit	Scale Factor	
802.11ax-HE20	CH 1	2412	15.14	16.0	---	15.28	16.0	---	No[NOTE4、3]
	CH 2	2417	16.28	17.0	---	17.04	18.0	---	
	CH 3	2422	17.62	18.3	---	17.73	18.3	---	
	CH 7	2442	19.27	20.0	---	19.55	20.3	---	
	CH 10	2457	18.43	19.0	---	17.70	18.3	---	
	CH 11	2462	14.29	15.0	---	14.93	15.5	---	
	CH 12	2467	10.59	11.3	---	10.90	11.5	---	
	CH 13	2472	7.10	8.0	---	7.56	8.3	---	
802.11ax-HE40	CH 3	2422	14.26	15.0	---	14.70	15.3	---	
	CH 7	2442	14.54	15.3	---	15.21	16.0	---	
	CH 9	2452	13.50	14.3	---	13.75	14.3	---	
	CH 10	2457	13.94	14.5	---	13.71	14.3	---	
	CH 11	2462	8.16	9.0	---	7.98	8.5	---	

Type of Network	RU Config	Frequency (MHz)	Output Power (dBm)						SAR Test
			ANT AUX			ANT Main			
			Average Power	Tune-Up Limit	Scale Factor	Average Power	Tune-Up Limit	Scale Factor	
802.11ax-HE20	26/0	2412	17.39	18.0	---	17.01	18.0	---	No[NOTE4、3]
	52/37		17.78	18.3	---	18.04	19.0	---	
	106/53		17.68	18.3	---	18.27	19.0	---	
	26/8	2472	5.12	6.0	---	5.62	6.3	---	
	52/40		5.88	6.5	---	6.08	7.0	---	
	106/54		6.67	7.3	---	6.78	7.3	---	
802.11ax-HE40	242/61	2422	14.52	15.3	---	15.64	16.3	---	
	242/62	2462	7.32	8.0	---	7.86	8.5	---	

This test report may be reproduced in full only. The document may only be updated by Audix Technology Corp. personnel. Any changes will be noted in the Document History section of the report.

Audix Technology Corp.
No. 491, Zhongfu Rd., Linkou Dist.,
New Taipei City244,Taiwan

Tel: +886 2 26099301
Fax: +886 2 26099303

Type of Network	U-NII Band	Channel	Frequency (MHz)	Output Power (dBm)						SAR Test
				ANT AUX			ANT Main			
				Average Power	Tune-Up Limit	Scale Factor	Average Power	Tune-Up Limit	Average Power	
802.11a	1	CH 36	5180	18.71	19.3	---	19.53	20.3	---	No[NOTE5、3]
		CH 40	5200	19.74	20.3	---	20.13	21.0	---	
		CH 48	5240	19.72	20.3	---	20.37	21.0	---	
	2A	CH 52	5260	19.68	20.3	---	20.43	21.0	---	No[NOTE2]
		CH 60	5300	19.68	20.3	1.153	20.47	21.0	1.129	Yes
		CH 64	5320	19.19	20.0	---	19.76	20.3	---	No[NOTE2]
	2C	CH 100	5500	19.22	20.0	---	19.65	20.3	---	No[NOTE2、3]
		CH 116	5580	19.74	20.3	1.137	20.53	21.3	1.193	Yes
		CH 140	5700	19.63	20.3	1.166	20.30	21.0	1.174	Yes
		CH 144	5720	19.12	20.0	---	19.83	20.5	---	No[NOTE2、3]
	3	CH 149	5745	19.52	20.3	---	20.33	21.0	---	No[NOTE2、3]
		CH 157	5785	19.70	20.3	1.148	20.61	21.3	1.172	Yes
		CH 165	5825	19.82	20.5	---	20.40	21.0	---	No[NOTE2、3]

Type of Network	U-NII Band	Channel	Frequency (MHz)	Output Power (dBm)						SAR Test
				ANT AUX			ANT Main			
				Average Power	Tune-Up Limit	Scale Factor	Average Power	Tune-Up Limit	Average Power	
802.11n-HT20	1	CH 36	5180	16.24	17.0	---	17.21	18.0	---	No[NOTE4、3]
		CH 40	5200	17.23	18.0	---	17.92	18.5	---	
		CH 48	5240	17.52	18.3	---	17.86	18.5	---	
	2A	CH 52	5260	17.43	18.0	---	18.00	19.0	---	
		CH 60	5300	17.52	18.3	---	18.04	19.0	---	
		CH 64	5320	16.82	17.5	---	17.56	18.3	---	
	2C	CH 100	5500	17.52	18.3	---	17.92	18.5	---	
		CH 116	5580	17.46	18.0	---	18.11	19.0	---	
		CH 140	5700	16.94	17.5	---	17.49	18.0	---	
		CH 144	5720	19.37	20.0	---	19.96	20.5	---	
	3	CH 149	5745	19.22	20.0	---	19.97	20.5	---	
		CH 157	5785	19.52	20.3	---	19.96	20.5	---	
		CH 165	5825	19.70	20.3	---	19.96	20.5	---	

This test report may be reproduced in full only. The document may only be updated by Audix Technology Corp. personnel. Any changes will be noted in the Document History section of the report.

Audix Technology Corp.
No. 491, Zhongfu Rd., Linkou Dist.,
New Taipei City244,Taiwan

Tel: +886 2 26099301
Fax: +886 2 26099303

Type of Network	U-NII Band	Channel	Frequency (MHz)	Output Power (dBm)						SAR Test
				ANT AUX			ANT Main			
				Average Power	Tune-Up Limit	Scale Factor	Average Power	Tune-Up Limit	Average Power	
802.11n-HT40	1	CH 38	5190	15.21	16.0	---	16.10	17.0	---	No NOTE4、3
		CH 46	5230	19.32	20.0	---	20.23	21.0	---	
	2A	CH 54	5270	19.87	20.5	---	20.31	21.0	---	
		CH 62	5310	15.12	16.0	---	15.54	16.3	---	
	2C	CH 102	5510	17.01	18.0	---	17.33	18.0	---	
		CH 110	5550	20.08	21.0	---	20.32	21.0	---	
		CH 134	5670	18.30	19.0	---	19.06	20.0	---	
		CH 142	5710	16.94	17.5	---	17.80	18.5	---	
	3	CH 151	5755	19.15	20.0	---	20.41	21.0	---	
		CH 159	5795	19.30	20.0	---	20.37	21.0	---	
802.11ac-VHT80	1	CH 52	5210	15.16	16.0	---	14.43	15.0	---	No NOTE4、3
	2A	CH 58	5290	15.88	16.5	---	15.58	16.3	---	
	2C	CH 106	5530	16.09	17.0	---	15.95	16.5	---	
		CH 133	5610	21.13	22.0	---	20.38	21.0	---	
		CH 138	5690	21.19	22.0	---	20.34	21.0	---	
	3	CH 155	5775	19.94	20.5	---	19.18	20.0	---	
802.11ac-VHT160	1/2A	CH 50	5250	12.37	13.0	---	12.13	13.0	---	No NOTE4、3
	2C	CH 114	5570	15.51	16.3	---	14.52	15.3	---	

This test report may be reproduced in full only. The document may only be updated by Audix Technology Corp. personnel. Any changes will be noted in the Document History section of the report.

Audix Technology Corp.
No. 491, Zhongfu Rd., Linkou Dist.,
New Taipei City244,Taiwan

Tel: +886 2 26099301
Fax: +886 2 26099303

Type of Network	U-NII Band	Channel	Frequency (MHz)	Output Power (dBm)						SAR Test
				ANT AUX			ANT Main			
				Average Power	Tune-Up Limit	Scale Factor	Average Power	Tune-Up Limit	Average Power	
802.11ax -HE20	1	CH 36	5180	16.18	17.0	---	17.17	18.0	---	No[NOTE4、3]
		CH 40	5200	17.14	18.0	---	18.06	19.0	---	
		CH 48	5240	17.40	18.0	---	17.99	18.5	---	
	2A	CH 52	5260	17.33	18.0	---	18.13	19.0	---	
		CH 60	5300	17.32	18.0	---	18.16	19.0	---	
		CH 64	5320	16.91	17.5	---	17.64	18.3	---	
	2C	CH 100	5500	17.53	18.3	---	18.06	19.0	---	
		CH 116	5580	17.36	18.0	---	18.26	19.0	---	
		CH 140	5700	16.89	17.5	---	17.52	18.3	---	
		CH 144	5720	19.30	20.0	---	20.01	21.0	---	
	3	CH 149	5745	19.32	20.0	---	20.05	21.0	---	
		CH 157	5785	19.41	20.0	---	20.02	21.0	---	
		CH 165	5825	19.71	20.3	---	20.08	21.0	---	
802.11ax -HE40	1	CH 38	5190	15.12	16.0	---	15.76	16.3	---	No[NOTE4、3]
		CH 46	5230	19.41	20.0	---	19.98	20.5	---	
	2A	CH 54	5270	19.46	20.0	---	19.97	20.5	---	
		CH 62	5310	14.78	15.3	---	15.42	16.0	---	
	2C	CH 102	5510	16.64	17.3	---	17.16	18.0	---	
		CH 110	5550	19.61	20.3	---	20.24	21.0	---	
		CH 134	5670	18.42	19.0	---	18.72	19.3	---	
		CH 142	5710	17.19	18.0	---	17.56	18.3	---	
	3	CH 151	5755	19.41	20.0	---	20.11	21.0	---	
		CH 159	5795	19.56	20.3	---	20.08	21.0	---	
802.11ax -HE80	1	CH 52	5210	13.92	14.5	---	14.44	15.0	---	No[NOTE4、3]
	2A	CH 58	5290	14.63	15.3	---	14.85	15.5	---	
	2C	CH 106	5530	14.72	15.3	---	14.98	15.5	---	
		CH 133	5610	20.28	21.0	---	20.08	21.0	---	
		CH 138	5690	20.16	21.0	---	20.10	21.0	---	
	3	CH 155	5775	18.83	19.5	---	19.03	20.0	---	
802.11ax -HE160	1/2A	CH 50	5250	11.24	12.0	---	11.71	12.3	---	No[NOTE4、3]
	2C	CH 114	5570	14.29	15.0	---	14.79	15.3	---	

This test report may be reproduced in full only. The document may only be updated by Audix Technology Corp. personnel. Any changes will be noted in the Document History section of the report.

Audix Technology Corp.
No. 491, Zhongfu Rd., Linkou Dist.,
New Taipei City244,Taiwan

Tel: +886 2 26099301
Fax: +886 2 26099303

Type of Network	U-NII Band	Channel	Frequency (MHz)	RU Config	Output Power (dBm)						SAR Test
					ANT AUX			ANT Main			
					Average Power	Tune-Up Limit	Scale Factor	Average Power	Tune-Up Limit	Average Power	
802.11ax -HE20	1	CH 36	5180	26/0	10.26	11.0	---	10.00	11.0	---	No NOTE 4、3
				52/37	13.71	14.3	---	13.89	14.5	---	
				106/53	16.42	17.0	---	16.10	17.0	---	
	2A	CH 64	5320	26/8	9.58	10.3	---	10.01	11.0	---	
				52/40	13.03	14.0	---	13.10	14.0	---	
				106/54	15.84	16.5	---	15.36	16.0	---	
	2C	CH 100	5500	26/0	9.58	10.3	---	9.74	10.3	---	
				52/37	13.37	14.0	---	13.54	14.3	---	
				106/53	15.01	16.0	---	15.22	16.0	---	
		CH 140	5700	26/8	9.68	10.3	---	9.61	10.3	---	
				52/40	13.63	14.3	---	13.64	14.3	---	
				106/54	16.05	17.0	---	16.24	17.0	---	
	3	CH 149	5745	26/0	15.15	16.0	---	15.17	16.0	---	
				52/37	16.17	17.0	---	16.42	17.0	---	
				106/53	17.68	18.3	---	17.53	18.3	---	
		CH 165	5825	26/8	14.99	15.5	---	15.24	16.0	---	
				52/40	13.64	14.3	---	13.55	14.3	---	
				106/54	16.18	17.0	---	17.08	18.0	---	
802.11ax -HE40	1	CH 38	5190	242/61	17.11	18.0	---	17.21	18.0	---	No NOTE 4、3
	2A	CH 62	5310	242/62	16.48	17.0	---	16.66	17.3	---	
	2C	CH 102	5510	242/61	15.69	16.3	---	15.67	16.3	---	
		CH 142	5710	242/62	17.54	18.3	---	18.01	19.0	---	
	3	CH 151	5755	242/61	19.54	20.3	---	20.11	21.0	---	
		CH 159	5795	242/62	19.45	20.0	---	20.09	21.0	---	
802.11ax -HE80	1	CH 52	5210	484/65	15.21	16.0	---	15.29	16.0	---	No NOTE 4、3
	2A	CH 58	5290	484/66	12.10	13.0	---	12.12	13.0	---	
	2C	CH 106	5530	484/65	15.00	16.0	---	14.89	15.5	---	
		CH 133	5610	484/66	18.76	19.3	---	19.24	20.0	---	
	3	CH 155	5775	484/65	18.88	19.5	---	19.42	20.0	---	
				484/66	18.89	19.5	---	19.37	20.0	---	
802.11ax -HE160	2A	CH 50	5250	996/67	14.29	15.0	---	12.92	13.5	---	No NOTE 4、3
				996/S67	12.94	13.5	---	12.92	13.5	---	
	2C	CH 114	5570	996/67	14.49	15.0	---	14.55	15.3	---	
				996/S67	18.34	19.0	---	18.46	19.0	---	

This test report may be reproduced in full only. The document may only be updated by Audix Technology Corp. personnel. Any changes will be noted in the Document History section of the report.

Audix Technology Corp.
No. 491, Zhongfu Rd., Linkou Dist.,
New Taipei City244,Taiwan
Tel: +886 2 26099301
Fax: +886 2 26099303

6.5.2. For BT Function

Type of Network	Channel	Frequency (MHz)	Max Output Power (dBm)	Tune-Up Limit	Scale Factor	SAR Test
Bluetooth-GFSK	CH 0	2402	9.812	10.5	---	No
	CH 39	2441	9.956	10.5	---	No
	CH 78	2480	10.208	11.0	1.2	Yes
Bluetooth-8-DPSK	CH 0	2402	7.879	8.5	---	No
	CH 39	2441	7.965	8.5	---	No
	CH 78	2480	8.035	9.0	---	No
BLE (1Mbps)	CH 37	2402	6.259	7.0	---	No
	CH 17	2440	6.313	7.0	---	No
	CH 39	2480	6.296	7.0	---	No
BLE (2Mbps)	CH 37	2402	6.313	7.0	---	No
	CH 17	2440	6.326	7.0	---	No
	CH 39	2480	6.305	7.0	---	No
BLE (PHY Coded S2)	CH 37	2402	6.232	7.0	---	No
	CH 17	2440	6.280	7.0	---	No
	CH 39	2480	6.248	7.0	---	No
BLE (PHY Coded S8)	CH 37	2402	6.208	7.0	---	No
	CH 17	2440	6.246	7.0	---	No
	CH 39	2480	6.242	7.0	---	No

This test report may be reproduced in full only. The document may only be updated by Audix Technology Corp. personnel. Any changes will be noted in the Document History section of the report.

Audix Technology Corp.
No. 491, Zhongfu Rd., Linkou Dist.,
New Taipei City244,Taiwan
Tel: +886 2 26099301
Fax: +886 2 26099303

6.6. SAR Test Result

6.6.1. WiFi 2.4G/Bluetooth

Test Date	2022. 07. 13	Temp./Hum.	21℃/55%
Test Voltage	AC 120V, 60Hz (with AC Adapter)	Tested by	Brian Hsieh

Liquid Temperature : 20.0℃									Depth of Liquid:＞15cm	
Test Mode: 2.4GHz										
Plot No.	Test Position: Body	Antenna Position	Separation Distance (cm)	Frequency	Conducted Power (dBm)	Maximum Tune-up (dBm)	SAR 1g (W/kg)	Scale Factor	Reported SAR	Limit (W/kg)
802.11b										
Antenna: ANT 1-AUX										
11	Screen	Fixed	0.5	2442	20.41	21.00	0.563	1.145	**0.645**	1.60
13	Bottom	Fixed	0	2442	20.41	21.00	0.112	1.145	0.128	1.60
Antenna: ANT 2-Main										
12	Screen	Fixed	0.5	2442	20.12	21.00	0.516	1.124	**0.580**	1.60
14	Bottom	Fixed	0	2442	20.12	21.00	0.021	1.124	0.024	1.60

Liquid Temperature : 20.0℃									Depth of Liquid:＞15cm	
Test Mode: BT-GFSK										
Plot No.	Test Position: Body	Antenna Position	Separation Distance (cm)	Frequency	Conducted Power (dBm)	Maximum Tune-up (dBm)	SAR 1g (W/kg)	Scale Factor	Reported SAR	Limit (W/kg)
Antenna: ANT 1-AUX										
9	Screen	Fixed	0.5	2480	10.21	11.00	0.060	1.200	**0.072**	1.60
10	Bottom	Fixed	0	2480	10.21	11.00	0.00508	1.200	0.006	1.60

This test report may be reproduced in full only. The document may only be updated by Audix Technology Corp. personnel. Any changes will be noted in the Document History section of the report.

Audix Technology Corp.
No. 491, Zhongfu Rd., Linkou Dist.,
New Taipei City244,Taiwan
Tel: +886 2 26099301
Fax: +886 2 26099303

6.6.2. WiFi 5G

Test Date	2022. 07. 12	Temp./Hum.	21℃/50%
Test Voltage	AC 120V, 60Hz (with AC Adapter)	Tested by	Brian Hsieh

Liquid Temperature : 20.0℃									Depth of Liquid:＞15cm	
Test Mode: 5GHz										
Plot No.	Test Position: Body	Antenna Position	Separation Distance (cm)	Frequency	Conducted Power (dBm)	Maximum Tune-up (dBm)	SAR 1g (W/kg)	Scale Factor	Reported SAR	Limit (W/kg)
802.11a (UNII Band 2A)										
Antenna: ANT 1-AUX										
5	Screen	Fixed	0.5	5300	19.68	20.30	0.326	1.153	0.376	1.60
Antenna: ANT 2-Main										
6	Screen	Fixed	0.5	5300	20.47	21.00	0.475	1.129	0.536	1.60
802.11a (UNII Band 2C)										
Antenna: ANT 1-AUX										
3	Screen	Fixed	0.5	5580	19.74	20.30	0.864	1.137	**0.982**	1.60
15	Screen	Fixed	0.5	5700	19.63	20.30	0.599	1.166	0.698	1.60
7	Bottom	Fixed	0	5580	19.74	20.30	0.389	1.137	0.442	1.60
Antenna:ANT 2-Main										
4	Screen	Fixed	0.5	5580	20.53	21.30	0.909	1.193	**1.084**	1.60
16	Screen	Fixed	0.5	5700	20.30	21.00	0.670	1.174	0.787	1.60
8	Bottom	Fixed	0	5580	20.53	21.30	0.251	1.193	0.299	1.60
802.11a (UNII Band 3)										
Antenna: ANT 1-AUX										
1	Screen	Fixed	0.5	5785	19.70	20.30	0.457	1.148	0.525	1.60
Antenna:ANT 2-Main										
2	Screen	Fixed	0.5	5785	20.61	21.30	0.751	1.172	0.880	1.60

This test report may be reproduced in full only. The document may only be updated by Audix Technology Corp. personnel. Any changes will be noted in the Document History section of the report.

Audix Technology Corp.
No. 491, Zhongfu Rd., Linkou Dist.,
New Taipei City244,Taiwan
Tel: +886 2 26099301
Fax: +886 2 26099303

Repeated SAR measurement

Test Date	2022. 07. 12	Temp./Hum.	21℃/50%
Test Voltage	AC 120V, 60Hz (with AC Adapter)	Tested by	Brian Hsieh

802.11a							
Plot No		Frequency (MHz)	SAR 1g (W/kg)	Scale Factor	Reported SAR	Variation	Additional repeat SAR required
3	original	5580	0.864	1.137	0.982	--	Yes Note 1
17	first repeat	5580	0.916	1.137	1.041	1.06	No Note 2
4	original	5580	0.909	1.193	1.084	--	Yes Note 1
18	first repeat	5580	0.956	1.193	1.141	1.05	No Note 2

Note: 1. Pursuant section 2.8.1(2) KDB 865664 D01, when the original highest measured SAR is ≥ 0.80 W/kg, repeat that measurement once.

2. Pursuant section 2.8.1(3) KDB 865664 D01, perform a second repeated measurement only if the ratio of largest to smallest SAR for the original and first repeated measurements is > 1.20 or when the original or repeated measurement is ≥ 1.45 W/kg (~ 10% from the 1-g SAR limit)

This test report may be reproduced in full only. The document may only be updated by Audix Technology Corp. personnel. Any changes will be noted in the Document History section of the report.

Audix Technology Corp.
No. 491, Zhongfu Rd., Linkou Dist.,
New Taipei City244,Taiwan
Tel: +886 2 26099301
Fax: +886 2 26099303

6.6.3. Highest Simultaneous Transmission SAR

Highest Simultaneous Transmission SAR	Reported Body SAR_{1g}
WLAN 2.4G (2442MHz) ANT Main+ WLAN 2.4G (2442MHz) ANT AUX	1.225 (W/kg)
WLAN 2.4G (2442MHz) ANT AUX+ BT (2480MHz) ANT AUX	0.717 (W/kg)
WLAN 5G (5580MHz) ANT AUX+ BT (2480MHz)ANT AUX	1.054 (W/kg)
WLAN 5G (5580MHz) ANT Main+ WLAN 5 (5580MHz) ANT AUX	2.066 (W/kg) NOTE 3
WLAN 5G (5580MHz) ANT Main+ WLAN 5 (5580MHz) ANT AUX + BT (2480MHz)ANT AUX	2.138 (W/kg) NOTE 3

Note: 1. The SAR limit (SAR1g 1.6 W/kg) for general population / uncontrolled exposure is specified in FCC 47 CFR part 2 (2.1093).
2. It is calculated from scale SAR.
3. It is larger than the limit 1.6(W/kg), SAR test exclusion is determined by the SAR to peak location separation ratio.

This test report may be reproduced in full only. The document may only be updated by Audix Technology Corp. personnel. Any changes will be noted in the Document History section of the report.

Audix Technology Corp.
No. 491, Zhongfu Rd., Linkou Dist.,
New Taipei City244,Taiwan

Tel: +886 2 26099301
Fax: +886 2 26099303

Simultaneous Transmission SAR	Frequency	Reported Body SAR_{1g} (SAR1+SAR2)[Note2]	Ri (mm) [Note2]	SPLSR[Note2]
WLAN 5G ANT Main+ WLAN 5 ANT AUX	5580MHz	2.066 (W/kg)[Note 2]	94.40	0.03
	5580MHz	2.182 (W/kg)[Note 2]	94.40	0.03

Note: 1. The SAR limit (SAR1g 1.6 W/kg) for general population / uncontrolled exposure is specified in FCC 47 CFR part 2 (2.1093).

2. SPLSR=$(SAR1+SAR2)^{1.5}$/Ri must ≤0.04

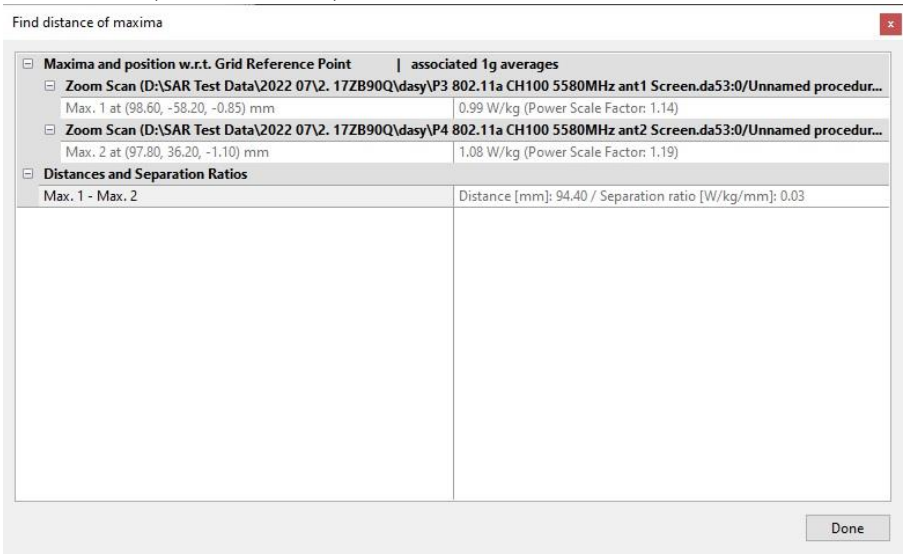

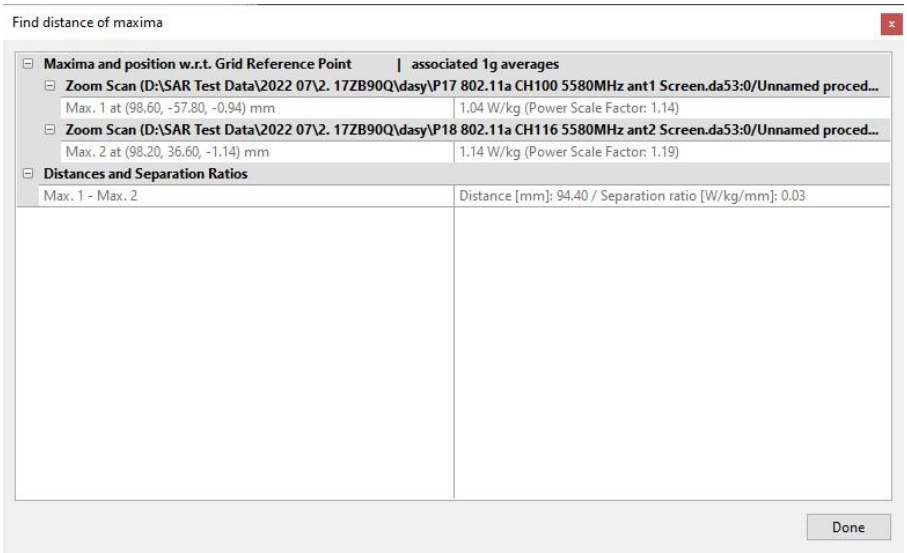

This test report may be reproduced in full only. The document may only be updated by Audix Technology Corp. personnel. Any changes will be noted in the Document History section of the report.

Audix Technology Corp.
No. 491, Zhongfu Rd., Linkou Dist.,
New Taipei City244,Taiwan

Tel: +886 2 26099301
Fax: +886 2 26099303

APPENDIX A

GRAPH RESULT

(Model: 17ZB90Q)

This test report may be reproduced in full only. The document may only be updated by Audix Technology Corp. personnel. Any changes will be noted in the Document History section of the report.

Audix Technology Corp.
No. 491, Zhongfu Rd., Linkou Dist.,
New Taipei City244,Taiwan

Tel: +886 2 26099301
Fax: +886 2 26099303

Date: 7/13/2022

Test Laboratory: Audix_SAR Lab

P11 802.11b CH7 2442MHz ant1 Screen

DUT: 17ZB90Q

Communication System: UID 0, WIFI 2.4G 802.11B (0); Frequency: 2442 MHz;Duty Cycle:1:1
Medium parameters used: f = 2442 MHz; σ = 1.758 S/m; ε_r = 38.623; ρ = 1000 kg/m^3
Phantom section: Flat Section

DASY Configuration:

- Probe: EX3DV4 - SN3855; ConvF(7.7, 7.7, 7.7) @ 2442 MHz; Calibrated: 9/24/2021
- Sensor-Surface: 2mm (Mechanical Surface Detection), z = 1.0, 31.0
- Electronics: DAE4 Sn1337; Calibrated: 3/29/2022
- Phantom: ELI V5.0 (20deg probe tilt); Type: QD OVA 002 AA; Serial: 1170
- DASY52 52.10.4(1527); SEMCAD X 14.6.14(7483)

Area Scan (6x11x1): Measurement grid: dx=20mm, dy=20mm
Maximum value of SAR (measured) = 0.733 W/kg

Zoom Scan (5x5x7)/Cube 0: Measurement grid: dx=8mm, dy=8mm, dz=5mm
Reference Value = 3.277 V/m; Power Drift = 0.38 dB
Peak SAR (extrapolated) = 1.04 W/kg
SAR(1 g) = 0.563 W/kg; SAR(10 g) = 0.295 W/kg
Smallest distance from peaks to all points 3 dB below = 11.3 mm
Ratio of SAR at M2 to SAR at M1 = 57.3%
Maximum value of SAR (measured) = 0.818 W/kg

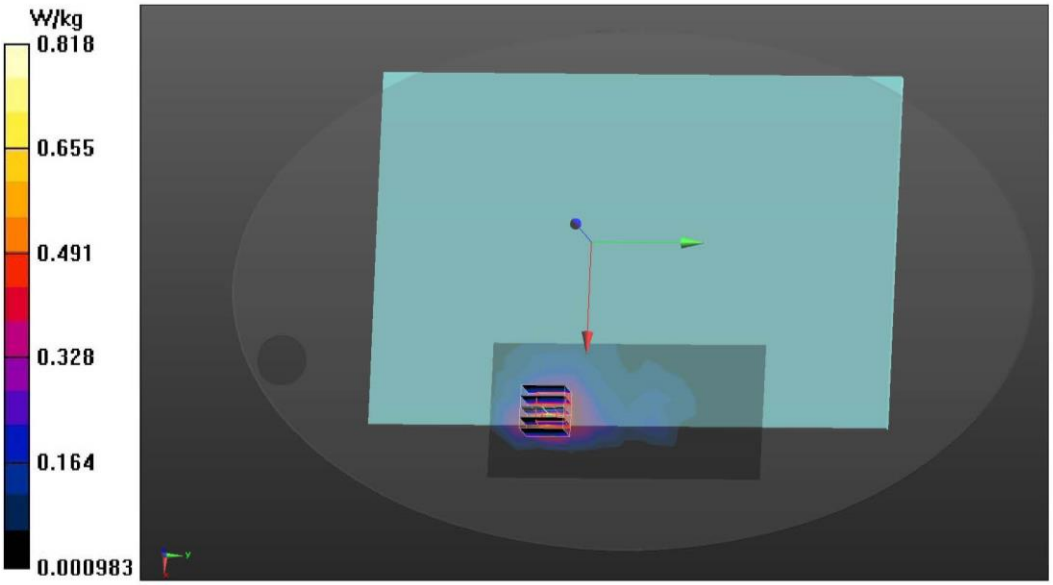

This test report may be reproduced in full only. The document may only be updated by Audix Technology Corp. personnel. Any changes will be noted in the Document History section of the report.

Audix Technology Corp.
No. 491, Zhongfu Rd., Linkou Dist.,
New Taipei City244,Taiwan
Tel: +886 2 26099301
Fax: +886 2 26099303

Date: 7/13/2022

Test Laboratory: Audix_SAR Lab

P13 802.11b CH7 2442MHz ant1 Bottom

DUT: 17ZB90Q

Communication System: UID 0, WIFI 2.4G 802.11B (0); Frequency: 2442 MHz;Duty Cycle:1:1
Medium parameters used: f = 2442 MHz; σ = 1.758 S/m; ε_r = 38.623; ρ = 1000 kg/m^3
Phantom section: Flat Section

DASY Configuration:

- Probe: EX3DV4 - SN3855; ConvF(7.7, 7.7, 7.7) @ 2442 MHz; Calibrated: 9/24/2021
- Sensor-Surface: 2mm (Mechanical Surface Detection), z = 1.0, 31.0
- Electronics: DAE4 Sn1337; Calibrated: 3/29/2022
- Phantom: ELI V5.0 (20deg probe tilt); Type: QD OVA 002 AA; Serial: 1170
- DASY52 52.10.4(1527); SEMCAD X 14.6.14(7483)

Area Scan (6x11x1): Measurement grid: dx=20mm, dy=20mm
Maximum value of SAR (measured) = 0.139 W/kg

Zoom Scan (5x5x7)/Cube 0: Measurement grid: dx=8mm, dy=8mm, dz=5mm
Reference Value = 1.213 V/m; Power Drift = -0.07 dB
Peak SAR (extrapolated) = 0.207 W/kg
SAR(1 g) = 0.112 W/kg; SAR(10 g) = 0.062 W/kg
Smallest distance from peaks to all points 3 dB below = 20.8 mm
Ratio of SAR at M2 to SAR at M1 = 54.9%
Maximum value of SAR (measured) = 0.158 W/kg

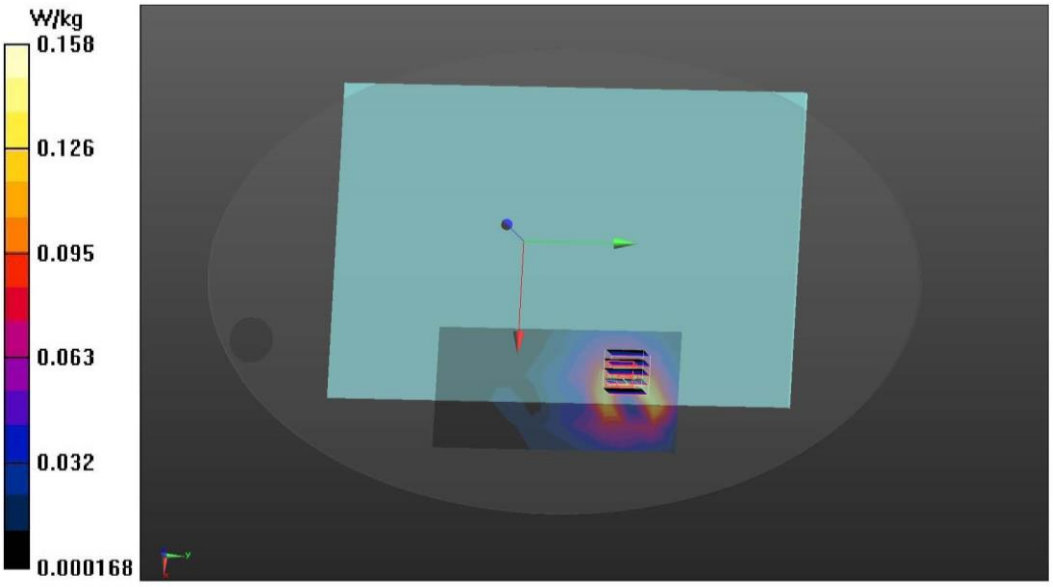

This test report may be reproduced in full only. The document may only be updated by Audix Technology Corp. personnel. Any changes will be noted in the Document History section of the report.

Audix Technology Corp.
No. 491, Zhongfu Rd., Linkou Dist.,
New Taipei City244,Taiwan

Tel: +886 2 26099301
Fax: +886 2 26099303

Date: 7/13/2022

Test Laboratory: Audix_SAR Lab

P12 802.11b CH7 2442MHz ant2 Screen

DUT: 17ZB90Q

Communication System: UID 0, WIFI 2.4G 802.11B (0); Frequency: 2442 MHz;Duty Cycle:1:1
Medium parameters used: f = 2442 MHz; σ = 1.758 S/m; ε_r = 38.623; ρ = 1000 kg/m^3
Phantom section: Flat Section

DASY Configuration:

- Probe: EX3DV4 - SN3855; ConvF(7.7, 7.7, 7.7) @ 2442 MHz; Calibrated: 9/24/2021
- Sensor-Surface: 2mm (Mechanical Surface Detection), z = 1.0, 31.0
- Electronics: DAE4 Sn1337; Calibrated: 3/29/2022
- Phantom: ELI V5.0 (20deg probe tilt); Type: QD OVA 002 AA; Serial: 1170
- DASY52 52.10.4(1527); SEMCAD X 14.6.14(7483)

Area Scan (6x11x1): Measurement grid: dx=20mm, dy=20mm
Maximum value of SAR (measured) = 0.580 W/kg

Zoom Scan (5x5x7)/Cube 0: Measurement grid: dx=8mm, dy=8mm, dz=5mm
Reference Value = 3.000 V/m; Power Drift = -0.41 dB
Peak SAR (extrapolated) = 0.943 W/kg
SAR(1 g) = 0.516 W/kg; SAR(10 g) = 0.260 W/kg
Smallest distance from peaks to all points 3 dB below = 9.6 mm
Ratio of SAR at M2 to SAR at M1 = 56.3%
Maximum value of SAR (measured) = 0.718 W/kg

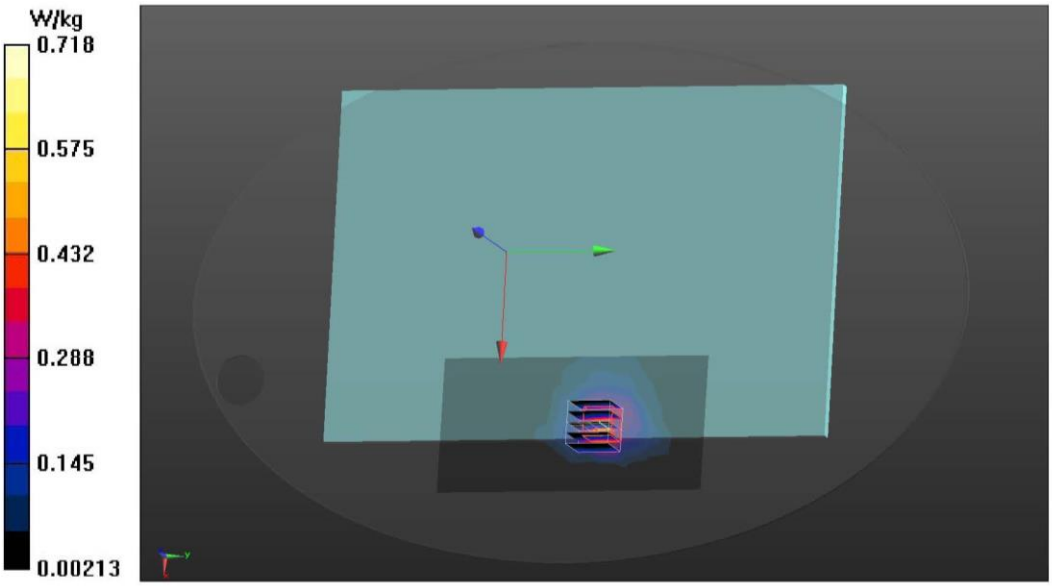

This test report may be reproduced in full only. The document may only be updated by Audix Technology Corp. personnel. Any changes will be noted in the Document History section of the report.

Audix Technology Corp.
No. 491, Zhongfu Rd., Linkou Dist.,
New Taipei City244,Taiwan
Tel: +886 2 26099301
Fax: +886 2 26099303

Date: 7/13/2022

Test Laboratory: Audix_SAR Lab

P14 802.11b CH7 2442MHz ant2 Bottom

DUT: 17ZB90Q

Communication System: UID 0, WIFI 2.4G 802.11B (0); Frequency: 2442 MHz;Duty Cycle:1:1
Medium parameters used: f = 2442 MHz; σ = 1.758 S/m; ε_r = 38.623; ρ = 1000 kg/m^3
Phantom section: Flat Section

DASY Configuration:

- Probe: EX3DV4 - SN3855; ConvF(7.7, 7.7, 7.7) @ 2442 MHz; Calibrated: 9/24/2021
- Sensor-Surface: 2mm (Mechanical Surface Detection), z = 1.0, 31.0
- Electronics: DAE4 Sn1337; Calibrated: 3/29/2022
- Phantom: ELI V5.0 (20deg probe tilt); Type: QD OVA 002 AA; Serial: 1170
- DASY52 52.10.4(1527); SEMCAD X 14.6.14(7483)

Area Scan (6x11x1): Measurement grid: dx=20mm, dy=20mm
Maximum value of SAR (measured) = 0.0443 W/kg

Zoom Scan (5x5x7)/Cube 0: Measurement grid: dx=8mm, dy=8mm, dz=5mm
Reference Value = 0.2690 V/m; Power Drift = 0.06 dB
Peak SAR (extrapolated) = 0.0670 W/kg
SAR(1 g) = 0.021 W/kg; SAR(10 g) = 0.00707 W/kg
Smallest distance from peaks to all points 3 dB below: Larger than measurement grid
Ratio of SAR at M2 to SAR at M1 = 46.5%
Maximum value of SAR (measured) = 0.0446 W/kg

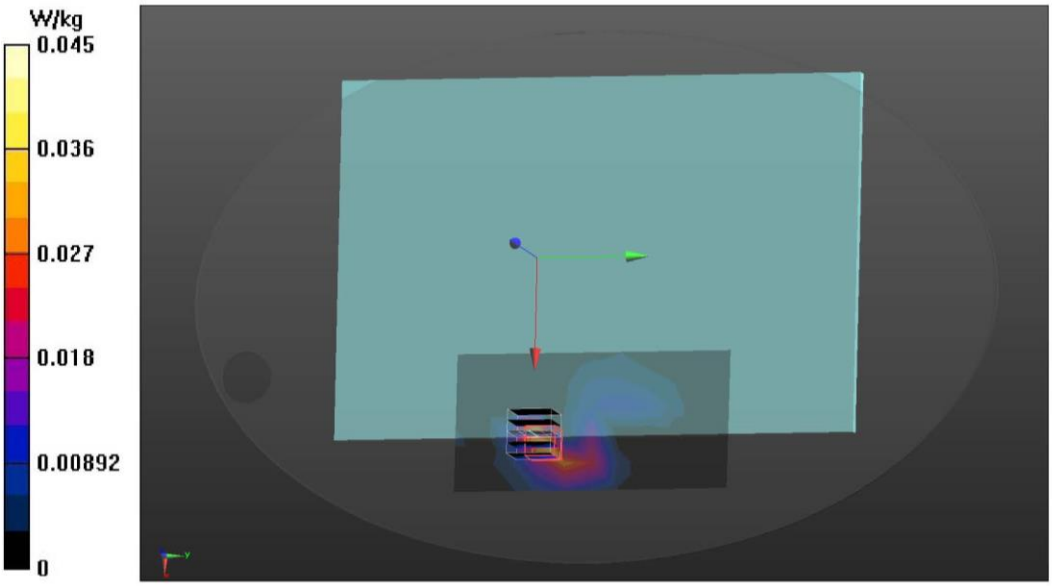

This test report may be reproduced in full only. The document may only be updated by Audix Technology Corp. personnel. Any changes will be noted in the Document History section of the report.

Audix Technology Corp.
No. 491, Zhongfu Rd., Linkou Dist.,
New Taipei City244,Taiwan

Tel: +886 2 26099301
Fax: +886 2 26099303

Date: 7/13/2022

Test Laboratory: Audix_SAR Lab

P9 GFSK CH78 2480MHz Screen

DUT: 17ZB90Q

Communication System: UID 0, BT (0); Frequency: 2480 MHz;Duty Cycle:1:1.3
Medium parameters used: f = 2480 MHz; σ = 1.809 S/m; ε_r = 38.58; ρ = 1000 kg/m^3
Phantom section: Flat Section

DASY Configuration:

- Probe: EX3DV4 - SN3855; ConvF(7.7, 7.7, 7.7) @ 2480 MHz; Calibrated: 9/24/2021
- Sensor-Surface: 2mm (Mechanical Surface Detection), z = 1.0, 31.0
- Electronics: DAE4 Sn1337; Calibrated: 3/29/2022
- Phantom: ELI V5.0 (20deg probe tilt); Type: QD OVA 002 AA; Serial: 1170
- DASY52 52.10.4(1527); SEMCAD X 14.6.14(7483)

Area Scan (6x11x1): Measurement grid: dx=20mm, dy=20mm
Maximum value of SAR (measured) = 0.0790 W/kg

Zoom Scan (5x5x7)/Cube 0: Measurement grid: dx=8mm, dy=8mm, dz=5mm
Reference Value = 0.6223 V/m; Power Drift = 0.29 dB
Peak SAR (extrapolated) = 0.113 W/kg
SAR(1 g) = 0.060 W/kg; SAR(10 g) = 0.031 W/kg
Smallest distance from peaks to all points 3 dB below: Larger than measurement grid
Ratio of SAR at M2 to SAR at M1 = 55.3%
Maximum value of SAR (measured) = 0.0877 W/kg

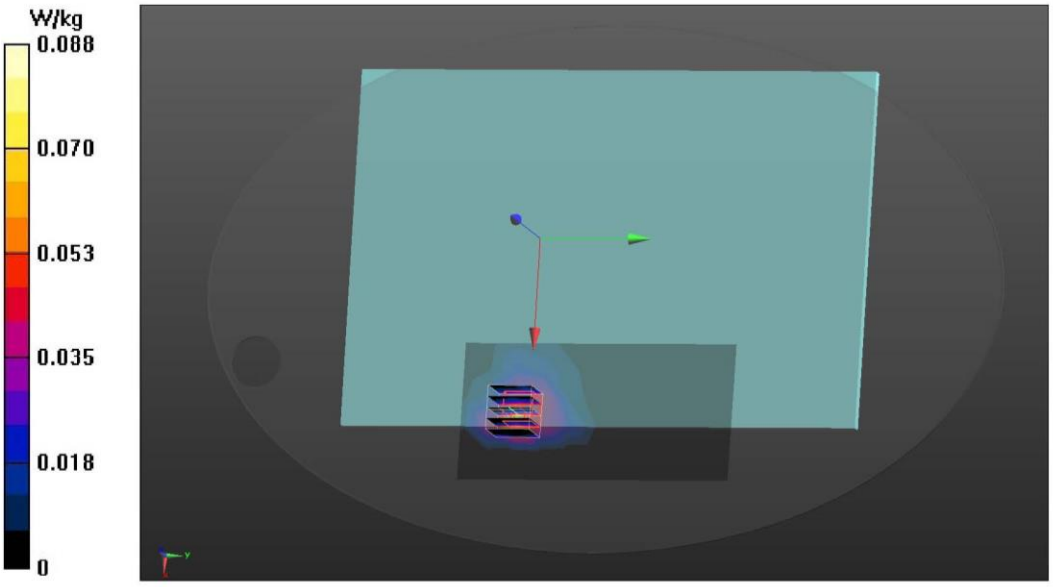

This test report may be reproduced in full only. The document may only be updated by Audix Technology Corp. personnel. Any changes will be noted in the Document History section of the report.

Audix Technology Corp.
No. 491, Zhongfu Rd., Linkou Dist.,
New Taipei City244,Taiwan
Tel: +886 2 26099301
Fax: +886 2 26099303

Date: 7/13/2022

Test Laboratory: Audix_SAR Lab

P10 GFSK CH78 2480MHz Bottom

DUT: 17ZB90Q

Communication System: UID 0, BT (0); Frequency: 2480 MHz;Duty Cycle:1:1.3
Medium parameters used: f = 2480 MHz; σ = 1.809 S/m; ε_r = 38.58; ρ = 1000 kg/m^3
Phantom section: Flat Section

DASY Configuration:

- Probe: EX3DV4 - SN3855; ConvF(7.7, 7.7, 7.7) @ 2480 MHz; Calibrated: 9/24/2021
- Sensor-Surface: 2mm (Mechanical Surface Detection), z = 1.0, 31.0
- Electronics: DAE4 Sn1337; Calibrated: 3/29/2022
- Phantom: ELI V5.0 (20deg probe tilt); Type: QD OVA 002 AA; Serial: 1170
- DASY52 52.10.4(1527); SEMCAD X 14.6.14(7483)

Area Scan (6x11x1): Measurement grid: dx=20mm, dy=20mm
Maximum value of SAR (measured) = 0.00638 W/kg

Zoom Scan (5x5x7)/Cube 0: Measurement grid: dx=8mm, dy=8mm, dz=5mm
Reference Value = 0.2659 V/m; Power Drift = 0.06 dB
Peak SAR (extrapolated) = 0.0170 W/kg
SAR(1 g) = 0.00508 W/kg; SAR(10 g) = 0.00183 W/kg
Smallest distance from peaks to all points 3 dB below: Larger than measurement grid
Ratio of SAR at M2 to SAR at M1 = 53.9%
Maximum value of SAR (measured) = 0.00762 W/kg

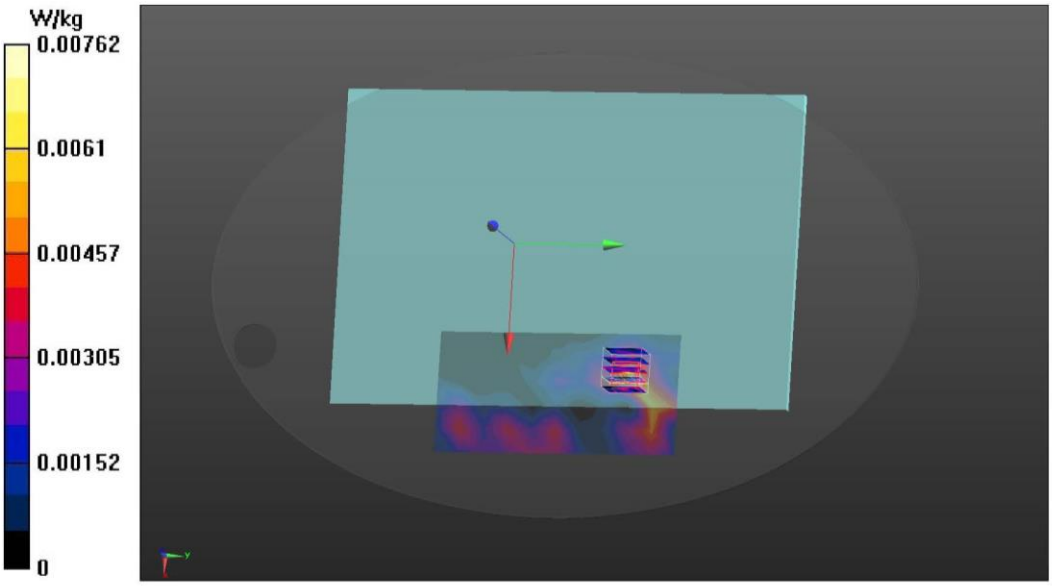

This test report may be reproduced in full only. The document may only be updated by Audix Technology Corp. personnel. Any changes will be noted in the Document History section of the report.

Audix Technology Corp.
No. 491, Zhongfu Rd., Linkou Dist.,
New Taipei City244,Taiwan

Tel: +886 2 26099301
Fax: +886 2 26099303

Date: 7/12/2022

Test Laboratory: Audix_SAR Lab

P5 802.11a CH60 5300MHz ant1 Screen

DUT: 17ZB90Q

Communication System: UID 0, WIFI 5G 802.11a (0); Frequency: 5300 MHz;Duty Cycle:1:1.022
Medium parameters used: f = 5300 MHz; σ = 4.854 S/m; ε_r = 35.7; ρ = 1000 kg/m^3
Phantom section: Flat Section

DASY Configuration:

- Probe: EX3DV4 - SN3855; ConvF(5.15, 5.15, 5.15) @ 5300 MHz; Calibrated: 9/24/2021
- Sensor-Surface: 2mm (Mechanical Surface Detection), z = 1.0, 31.0
- Electronics: DAE4 Sn1337; Calibrated: 3/29/2022
- Phantom: ELI V5.0 (20deg probe tilt); Type: QD OVA 002 AA; Serial: 1170
- DASY52 52.10.4(1527); SEMCAD X 14.6.14(7483)

Area Scan (11x21x1): Measurement grid: dx=10mm, dy=10mm
Maximum value of SAR (measured) = 0.518 W/kg

Zoom Scan (7x7x12)/Cube 0: Measurement grid: dx=4mm, dy=4mm, dz=2mm
Reference Value = 0.8120 V/m; Power Drift = 0.77 dB
Peak SAR (extrapolated) = 1.25 W/kg
SAR(1 g) = 0.326 W/kg; SAR(10 g) = 0.095 W/kg
Smallest distance from peaks to all points 3 dB below = 4.9 mm
Ratio of SAR at M2 to SAR at M1 = 54.3%
Maximum value of SAR (measured) = 0.729 W/kg

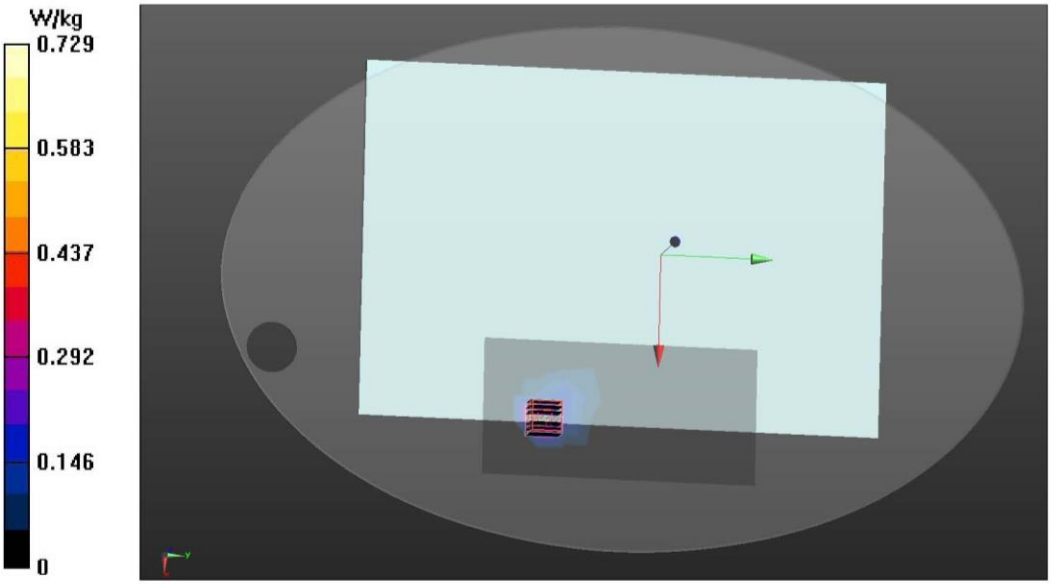

This test report may be reproduced in full only. The document may only be updated by Audix Technology Corp. personnel. Any changes will be noted in the Document History section of the report.

Audix Technology Corp.
No. 491, Zhongfu Rd., Linkou Dist.,
New Taipei City244,Taiwan

Tel: +886 2 26099301
Fax: +886 2 26099303

Date: 7/12/2022

Test Laboratory: Audix_SAR Lab

P6 802.11a CH60 5300MHz ant2 Screen

DUT: 17ZB90Q

Communication System: UID 0, WIFI 5G 802.11a (0); Frequency: 5300 MHz;Duty Cycle:1:1.022
Medium parameters used: f = 5300 MHz; σ = 4.854 S/m; ε_r = 35.7; ρ = 1000 kg/m^3
Phantom section: Flat Section

DASY Configuration:

- Probe: EX3DV4 - SN3855; ConvF(5.15, 5.15, 5.15) @ 5300 MHz; Calibrated: 9/24/2021
- Sensor-Surface: 2mm (Mechanical Surface Detection), z = 1.0, 31.0
- Electronics: DAE4 Sn1337; Calibrated: 3/29/2022
- Phantom: ELI V5.0 (20deg probe tilt); Type: QD OVA 002 AA; Serial: 1170
- DASY52 52.10.4(1527); SEMCAD X 14.6.14(7483)

Area Scan (11x21x1): Measurement grid: dx=10mm, dy=10mm
Maximum value of SAR (measured) = 0.639 W/kg

Zoom Scan (7x7x12)/Cube 0: Measurement grid: dx=4mm, dy=4mm, dz=2mm
Reference Value = 0.3270 V/m; Power Drift = -0.43 dB
Peak SAR (extrapolated) = 1.83 W/kg
SAR(1 g) = 0.475 W/kg; SAR(10 g) = 0.165 W/kg
Smallest distance from peaks to all points 3 dB below = 5.4 mm
Ratio of SAR at M2 to SAR at M1 = 56.4%
Maximum value of SAR (measured) = 0.994 W/kg

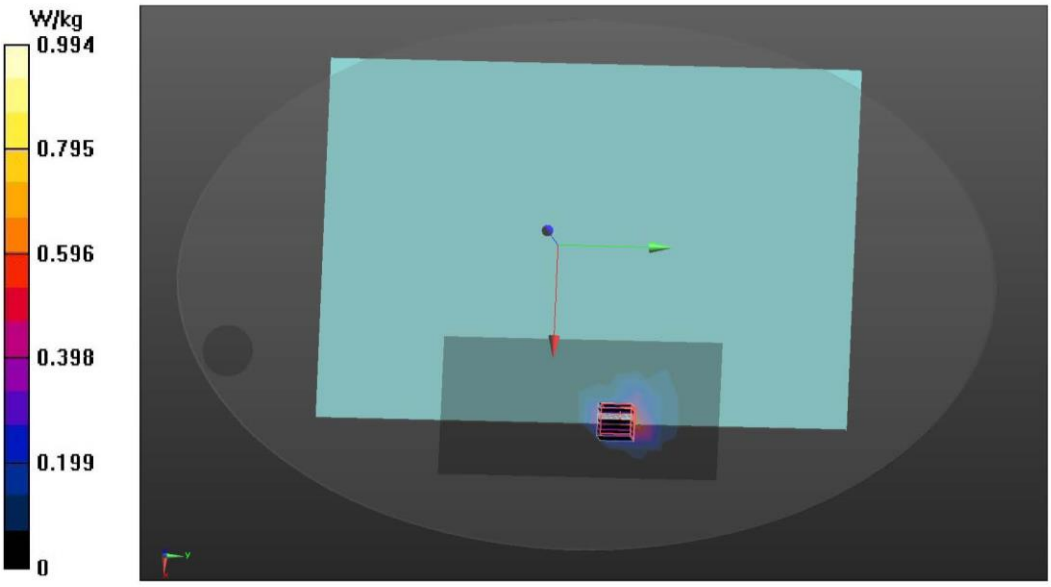

This test report may be reproduced in full only. The document may only be updated by Audix Technology Corp. personnel. Any changes will be noted in the Document History section of the report.

Audix Technology Corp.
No. 491, Zhongfu Rd., Linkou Dist.,
New Taipei City244,Taiwan
Tel: +886 2 26099301
Fax: +886 2 26099303

Date: 7/12/2022

Test Laboratory: Audix_SAR Lab

P3 802.11a CH100 5580MHz ant1 Screen

DUT: 17ZB90Q

Communication System: UID 0, WIFI 5G 802.11a (0); Frequency: 5580 MHz;Duty Cycle:1:1.022
Medium parameters used: f = 5580 MHz; σ = 5.214 S/m; ε_r = 35.102; ρ = 1000 kg/m^3
Phantom section: Flat Section

DASY Configuration:

- Probe: EX3DV4 - SN3855; ConvF(4.7, 4.7, 4.7) @ 5580 MHz; Calibrated: 9/24/2021
- Sensor-Surface: 2mm (Mechanical Surface Detection), z = 1.0, 31.0
- Electronics: DAE4 Sn1337; Calibrated: 3/29/2022
- Phantom: ELI V5.0 (20deg probe tilt); Type: QD OVA 002 AA; Serial: 1170
- DASY52 52.10.4(1527); SEMCAD X 14.6.14(7483)

Area Scan (11x21x1): Measurement grid: dx=10mm, dy=10mm
Maximum value of SAR (measured) = 1.67 W/kg

Zoom Scan (7x7x12)/Cube 0: Measurement grid: dx=4mm, dy=4mm, dz=2mm
Reference Value = 0.6951 V/m; Power Drift = 0.56 dB
Peak SAR (extrapolated) = 3.85 W/kg
SAR(1 g) = 0.864 W/kg; SAR(10 g) = 0.238 W/kg
Smallest distance from peaks to all points 3 dB below = 5.6 mm
Ratio of SAR at M2 to SAR at M1 = 54.5%
Maximum value of SAR (measured) = 1.80 W/kg

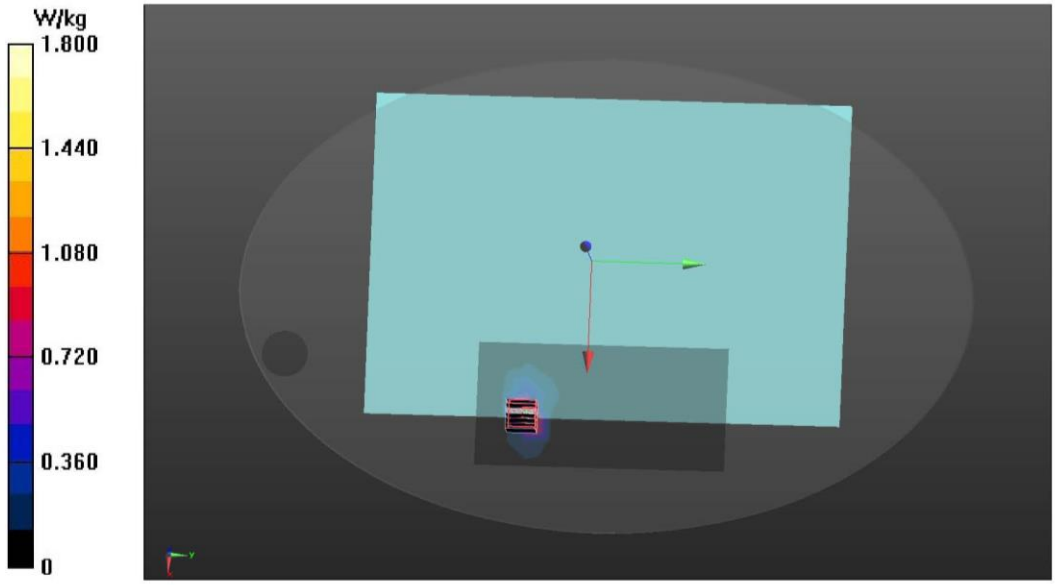

This test report may be reproduced in full only. The document may only be updated by Audix Technology Corp. personnel. Any changes will be noted in the Document History section of the report.

Audix Technology Corp.
No. 491, Zhongfu Rd., Linkou Dist.,
New Taipei City244,Taiwan

Tel: +886 2 26099301
Fax: +886 2 26099303

Date: 7/12/2022

Test Laboratory: Audix_SAR Lab

P15 802.11a CH140 5700MHz ant1 Screen

DUT: 17ZB90Q

Communication System: UID 0, WIFI 5G 802.11a (0); Frequency: 5700 MHz;Duty Cycle:1:1.022
Medium parameters used: f = 5700 MHz; σ = 5.366 S/m; ε_r = 34.82; ρ = 1000 kg/m^3
Phantom section: Flat Section

DASY Configuration:

- Probe: EX3DV4 - SN3855; ConvF(4.8, 4.8, 4.8) @ 5700 MHz; Calibrated: 9/24/2021
- Sensor-Surface: 2mm (Mechanical Surface Detection), z = 1.0, 31.0
- Electronics: DAE4 Sn1337; Calibrated: 3/29/2022
- Phantom: ELI V5.0 (20deg probe tilt); Type: QD OVA 002 AA; Serial: 1170
- DASY52 52.10.4(1527); SEMCAD X 14.6.14(7483)

Area Scan (11x21x1): Measurement grid: dx=10mm, dy=10mm
Maximum value of SAR (measured) = 1.09 W/kg

Zoom Scan (7x7x12)/Cube 0: Measurement grid: dx=4mm, dy=4mm, dz=2mm
Reference Value = 0.5440 V/m; Power Drift = 0.59 dB
Peak SAR (extrapolated) = 2.83 W/kg
SAR(1 g) = 0.599 W/kg; SAR(10 g) = 0.163 W/kg
Smallest distance from peaks to all points 3 dB below = 5.6 mm
Ratio of SAR at M2 to SAR at M1 = 52.6%
Maximum value of SAR (measured) = 1.33 W/kg

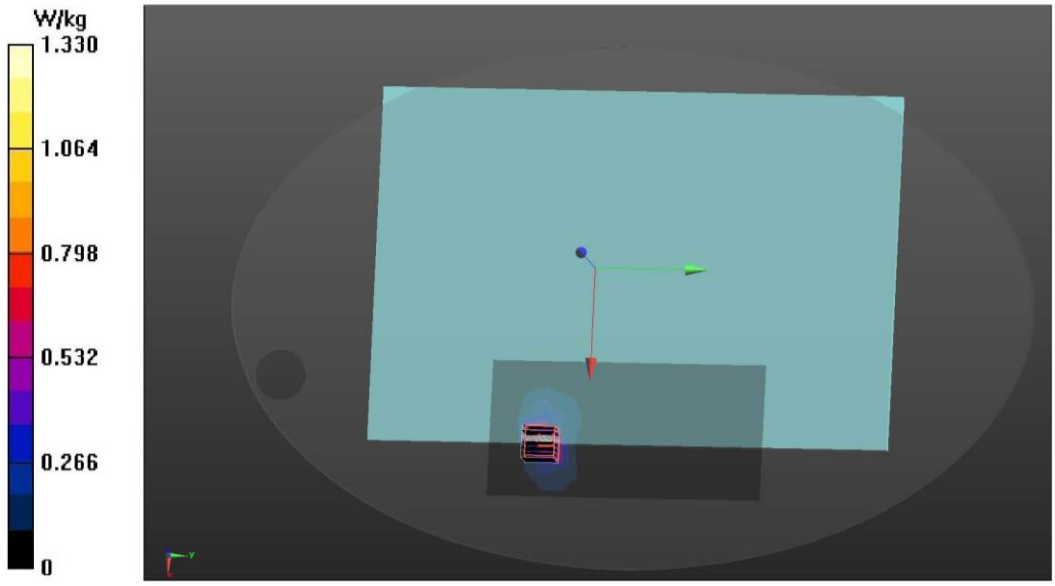

This test report may be reproduced in full only. The document may only be updated by Audix Technology Corp. personnel. Any changes will be noted in the Document History section of the report.

Audix Technology Corp.
No. 491, Zhongfu Rd., Linkou Dist.,
New Taipei City244,Taiwan
Tel: +886 2 26099301
Fax: +886 2 26099303

Date: 7/12/2022

Test Laboratory: Audix_SAR Lab

P7 802.11a CH116 5580MHz ant1 Bottom

DUT: 17ZB90Q

Communication System: UID 0, WIFI 5G 802.11a (0); Frequency: 5580 MHz;Duty Cycle:1:1.022
Medium parameters used: f = 5580 MHz; σ = 5.214 S/m; ε_r = 35.102; ρ = 1000 kg/m^3

Phantom section: Flat Section

DASY Configuration:

- Probe: EX3DV4 - SN3855; ConvF(4.7, 4.7, 4.7) @ 5580 MHz; Calibrated: 9/24/2021
- Sensor-Surface: 2mm (Mechanical Surface Detection), z = 1.0, 31.0
- Electronics: DAE4 Sn1337; Calibrated: 3/29/2022
- Phantom: ELI V5.0 (20deg probe tilt); Type: QD OVA 002 AA; Serial: 1170
- DASY52 52.10.4(1527); SEMCAD X 14.6.14(7483)

Area Scan (6x11x1): Measurement grid: dx=20mm, dy=20mm
Maximum value of SAR (measured) = 0.536 W/kg

Zoom Scan (7x7x12)/Cube 0: Measurement grid: dx=4mm, dy=4mm, dz=2mm
Reference Value = 0.6592 V/m; Power Drift = 0.36 dB
Peak SAR (extrapolated) = 1.54 W/kg
SAR(1 g) = 0.389 W/kg; SAR(10 g) = 0.130 W/kg
Smallest distance from peaks to all points 3 dB below = 7.4 mm
Ratio of SAR at M2 to SAR at M1 = 53.1%
Maximum value of SAR (measured) = 0.750 W/kg

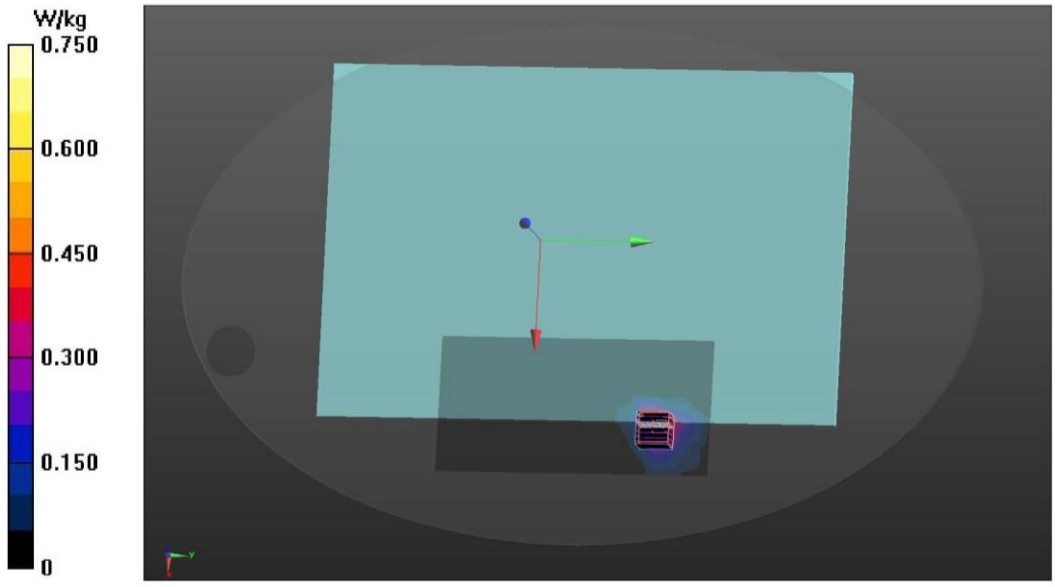

This test report may be reproduced in full only. The document may only be updated by Audix Technology Corp. personnel. Any changes will be noted in the Document History section of the report.

Audix Technology Corp.
No. 491, Zhongfu Rd., Linkou Dist.,
New Taipei City244,Taiwan

Tel: +886 2 26099301
Fax: +886 2 26099303

Date: 7/12/2022

Test Laboratory: Audix_SAR Lab

P4 802.11a CH100 5580MHz ant2 Screen

DUT: 17ZB90Q

Communication System: UID 0, WIFI 5G 802.11a (0); Frequency: 5580 MHz;Duty Cycle:1:1.022
Medium parameters used: f = 5580 MHz; σ = 5.214 S/m; ε_r = 35.102; ρ = 1000 kg/m^3
Phantom section: Flat Section

DASY Configuration:

- Probe: EX3DV4 - SN3855; ConvF(4.7, 4.7, 4.7) @ 5580 MHz; Calibrated: 9/24/2021
- Sensor-Surface: 2mm (Mechanical Surface Detection), z = 1.0, 31.0
- Electronics: DAE4 Sn1337; Calibrated: 3/29/2022
- Phantom: ELI V5.0 (20deg probe tilt); Type: QD OVA 002 AA; Serial: 1170
- DASY52 52.10.4(1527); SEMCAD X 14.6.14(7483)

Area Scan (11x21x1): Measurement grid: dx=10mm, dy=10mm
Maximum value of SAR (measured) = 1.40 W/kg

Zoom Scan (7x7x12)/Cube 0: Measurement grid: dx=4mm, dy=4mm, dz=2mm
Reference Value = 1.318 V/m; Power Drift = -0.03 dB
Peak SAR (extrapolated) = 4.08 W/kg
SAR(1 g) = 0.909 W/kg; SAR(10 g) = 0.328 W/kg
Smallest distance from peaks to all points 3 dB below = 5.1 mm
Ratio of SAR at M2 to SAR at M1 = 54.7%
Maximum value of SAR (measured) = 2.03 W/kg

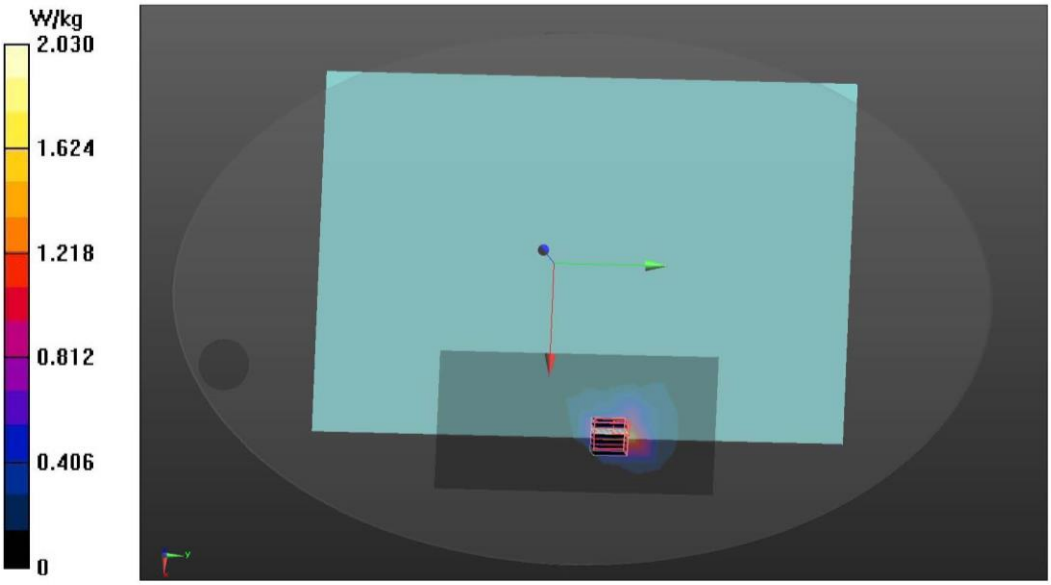

This test report may be reproduced in full only. The document may only be updated by Audix Technology Corp. personnel. Any changes will be noted in the Document History section of the report.

Audix Technology Corp.
No. 491, Zhongfu Rd., Linkou Dist.,
New Taipei City244,Taiwan

Tel: +886 2 26099301
Fax: +886 2 26099303

Date: 7/12/2022

Test Laboratory: Audix_SAR Lab

P16 802.11a CH140 5700MHz ant2 Screen

DUT: 17ZB90Q

Communication System: UID 0, WIFI 5G 802.11a (0); Frequency: 5700 MHz;Duty Cycle:1:1.022
Medium parameters used: f = 5700 MHz; σ = 5.366 S/m; ε_r = 34.82; ρ = 1000 kg/m^3
Phantom section: Flat Section

DASY Configuration:

- Probe: EX3DV4 - SN3855; ConvF(4.8, 4.8, 4.8) @ 5700 MHz; Calibrated: 9/24/2021
- Sensor-Surface: 2mm (Mechanical Surface Detection), z = 1.0, 31.0
- Electronics: DAE4 Sn1337; Calibrated: 3/29/2022
- Phantom: ELI V5.0 (20deg probe tilt); Type: QD OVA 002 AA; Serial: 1170
- DASY52 52.10.4(1527); SEMCAD X 14.6.14(7483)

Area Scan (11x21x1): Measurement grid: dx=10mm, dy=10mm
Maximum value of SAR (measured) = 1.14 W/kg

Zoom Scan (7x7x12)/Cube 0: Measurement grid: dx=4mm, dy=4mm, dz=2mm
Reference Value = 1.282 V/m; Power Drift = 0.76 dB
Peak SAR (extrapolated) = 3.37 W/kg
SAR(1 g) = 0.670 W/kg; SAR(10 g) = 0.246 W/kg
Smallest distance from peaks to all points 3 dB below = 5.6 mm
Ratio of SAR at M2 to SAR at M1 = 54.2%
Maximum value of SAR (measured) = 1.57 W/kg

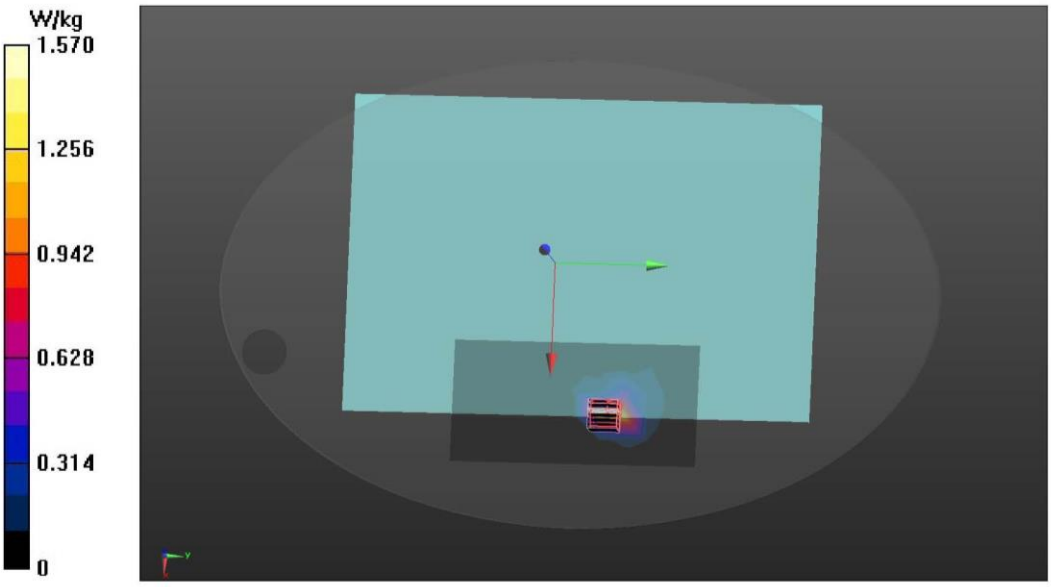

This test report may be reproduced in full only. The document may only be updated by Audix Technology Corp. personnel. Any changes will be noted in the Document History section of the report.

Audix Technology Corp.
No. 491, Zhongfu Rd., Linkou Dist.,
New Taipei City244,Taiwan

Tel: +886 2 26099301
Fax: +886 2 26099303

Date: 7/12/2022

Test Laboratory: Audix_SAR Lab

P8 802.11a CH116 5580MHz ant2 Bottom

DUT: 17ZB90Q

Communication System: UID 0, WIFI 5G 802.11a (0); Frequency: 5580 MHz;Duty Cycle:1:1.022
Medium parameters used: f = 5580 MHz; σ = 5.214 S/m; ε_r = 35.102; ρ = 1000 kg/m^3

Phantom section: Flat Section

DASY Configuration:

- Probe: EX3DV4 - SN3855; ConvF(4.7, 4.7, 4.7) @ 5580 MHz; Calibrated: 9/24/2021
- Sensor-Surface: 2mm (Mechanical Surface Detection), z = 1.0, 31.0
- Electronics: DAE4 Sn1337; Calibrated: 3/29/2022
- Phantom: ELI V5.0 (20deg probe tilt); Type: QD OVA 002 AA; Serial: 1170
- DASY52 52.10.4(1527); SEMCAD X 14.6.14(7483)

Area Scan (11x21x1): Measurement grid: dx=10mm, dy=10mm
Maximum value of SAR (measured) = 0.402 W/kg

Zoom Scan (7x7x12)/Cube 0: Measurement grid: dx=4mm, dy=4mm, dz=2mm
Reference Value = 0.6299 V/m; Power Drift = 0.59 dB
Peak SAR (extrapolated) = 0.897 W/kg
SAR(1 g) = 0.251 W/kg; SAR(10 g) = 0.079 W/kg
Smallest distance from peaks to all points 3 dB below = 11.9 mm
Ratio of SAR at M2 to SAR at M1 = 58.6%
Maximum value of SAR (measured) = 0.528 W/kg

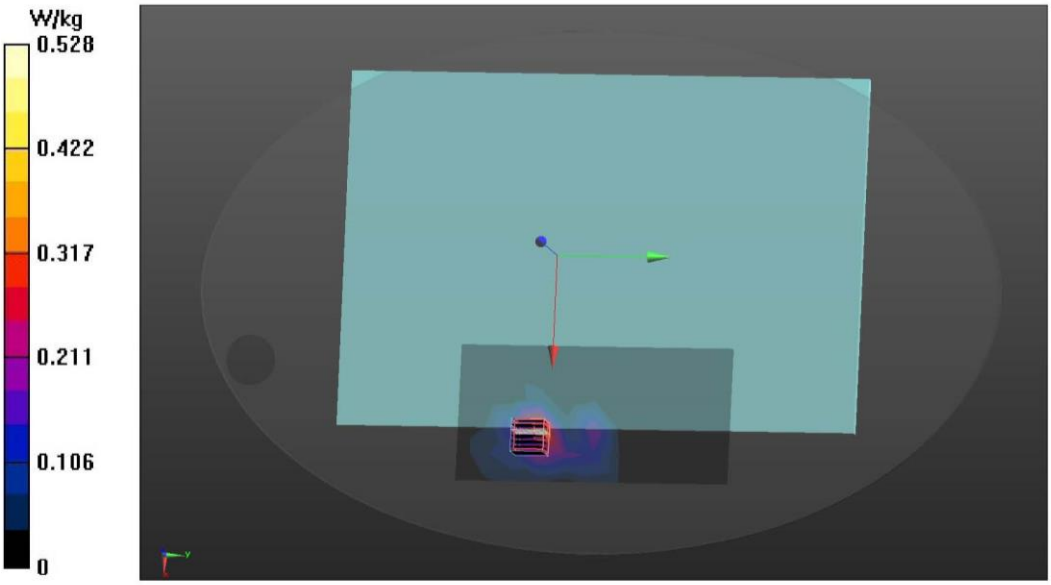

This test report may be reproduced in full only. The document may only be updated by Audix Technology Corp. personnel. Any changes will be noted in the Document History section of the report.

Audix Technology Corp.
No. 491, Zhongfu Rd., Linkou Dist.,
New Taipei City244,Taiwan

Tel: +886 2 26099301
Fax: +886 2 26099303

Date: 7/12/2022

Test Laboratory: Audix_SAR Lab

P1 802.11a CH157 5785MHz ant1 Screen

DUT: 17ZB90Q

Communication System: UID 0, WIFI 5G 802.11a (0); Frequency: 5785 MHz;Duty Cycle:1:1.022
Medium parameters used: f = 5785 MHz; σ = 5.472 S/m; ε_r = 34.644; ρ = 1000 kg/m^3
Phantom section: Flat Section

DASY Configuration:

- Probe: EX3DV4 - SN3855; ConvF(4.8, 4.8, 4.8) @ 5785 MHz; Calibrated: 9/24/2021
- Sensor-Surface: 2mm (Mechanical Surface Detection), z = 1.0, 31.0
- Electronics: DAE4 Sn1337; Calibrated: 3/29/2022
- Phantom: ELI V5.0 (20deg probe tilt); Type: QD OVA 002 AA; Serial: 1170
- DASY52 52.10.4(1527); SEMCAD X 14.6.14(7483)

Area Scan (11x21x1): Measurement grid: dx=10mm, dy=10mm
Maximum value of SAR (measured) = 0.892 W/kg

Zoom Scan (7x7x12)/Cube 0: Measurement grid: dx=4mm, dy=4mm, dz=2mm
Reference Value = 0.2940 V/m; Power Drift = 1.30 dB
Peak SAR (extrapolated) = 1.87 W/kg
SAR(1 g) = 0.457 W/kg; SAR(10 g) = 0.117 W/kg
Smallest distance from peaks to all points 3 dB below = 5.6 mm
Ratio of SAR at M2 to SAR at M1 = 53.3%
Maximum value of SAR (measured) = 0.993 W/kg

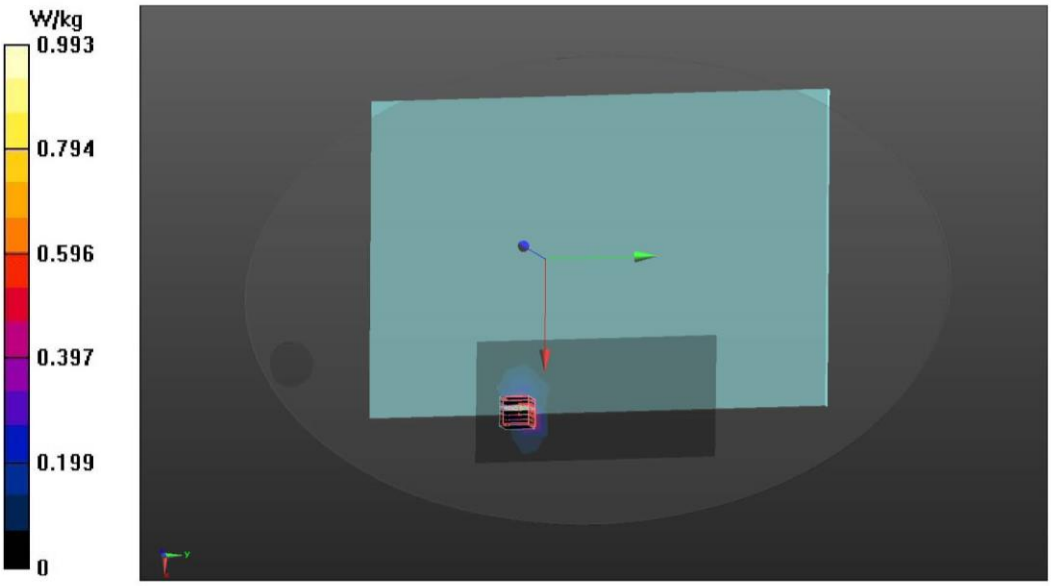

This test report may be reproduced in full only. The document may only be updated by Audix Technology Corp. personnel. Any changes will be noted in the Document History section of the report.

Audix Technology Corp.
No. 491, Zhongfu Rd., Linkou Dist.,
New Taipei City244,Taiwan

Tel: +886 2 26099301
Fax: +886 2 26099303

Date: 7/12/2022

Test Laboratory: Audix_SAR Lab

P2 802.11a CH157 5785MHz ant2 Screen

DUT: 17ZB90Q

Communication System: UID 0, WIFI 5G 802.11a (0); Frequency: 5785 MHz;Duty Cycle:1:1.022
Medium parameters used: f = 5785 MHz; σ = 5.472 S/m; ε_r = 34.644; ρ = 1000 kg/m^3
Phantom section: Flat Section

DASY Configuration:

- Probe: EX3DV4 - SN3855; ConvF(4.8, 4.8, 4.8) @ 5785 MHz; Calibrated: 9/24/2021
- Sensor-Surface: 2mm (Mechanical Surface Detection), z = 1.0, 31.0
- Electronics: DAE4 Sn1337; Calibrated: 3/29/2022
- Phantom: ELI V5.0 (20deg probe tilt); Type: QD OVA 002 AA; Serial: 1170
- DASY52 52.10.4(1527); SEMCAD X 14.6.14(7483)

Area Scan (11x21x1): Measurement grid: dx=10mm, dy=10mm
Maximum value of SAR (measured) = 1.30 W/kg

Zoom Scan (7x7x12)/Cube 0: Measurement grid: dx=4mm, dy=4mm, dz=2mm
Reference Value = 0.5240 V/m; Power Drift = 0.41 dB
Peak SAR (extrapolated) = 3.85 W/kg
SAR(1 g) = 0.751 W/kg; SAR(10 g) = 0.276 W/kg
Smallest distance from peaks to all points 3 dB below = 5.6 mm
Ratio of SAR at M2 to SAR at M1 = 52.7%
Maximum value of SAR (measured) = 1.82 W/kg

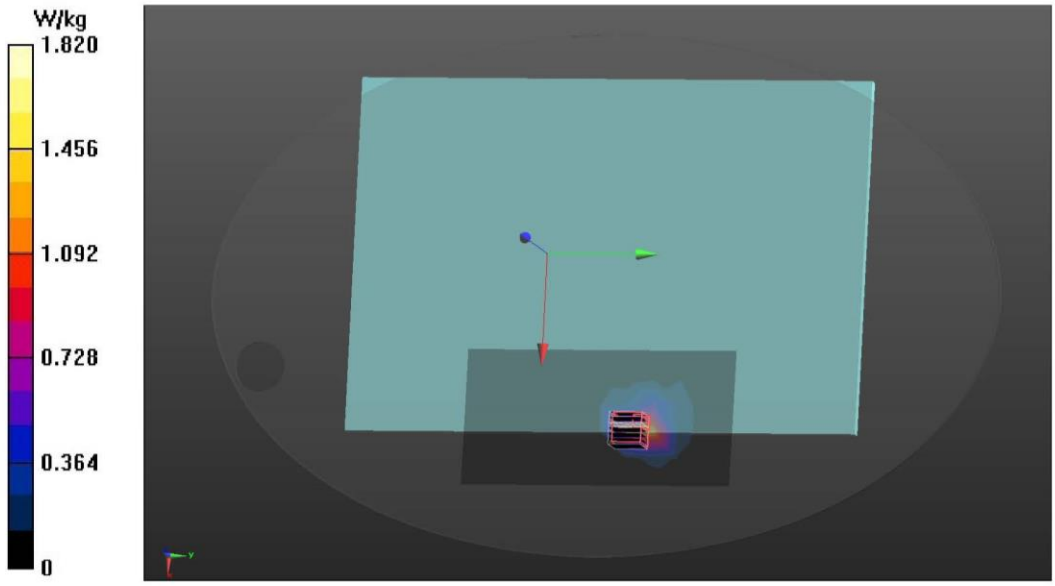

This test report may be reproduced in full only. The document may only be updated by Audix Technology Corp. personnel. Any changes will be noted in the Document History section of the report.

Audix Technology Corp.
No. 491, Zhongfu Rd., Linkou Dist.,
New Taipei City244,Taiwan
Tel: +886 2 26099301
Fax: +886 2 26099303

Repeated SAR measurement

Date: 7/12/2022

Test Laboratory: Audix_SAR Lab

P17 802.11a CH116 5580MHz ant1 Screen

DUT: 17ZB90Q

Communication System: UID 0, WIFI 5G 802.11a (0); Frequency: 5580 MHz;Duty Cycle:1:1.022
Medium parameters used: f = 5580 MHz; σ = 5.214 S/m; ε_r = 35.102; ρ = 1000 kg/m^3
Phantom section: Flat Section

DASY Configuration:

- Probe: EX3DV4 - SN3855; ConvF(4.7, 4.7, 4.7) @ 5580 MHz; Calibrated: 9/24/2021
- Sensor-Surface: 2mm (Mechanical Surface Detection), z = 1.0, 31.0
- Electronics: DAE4 Sn1337; Calibrated: 3/29/2022
- Phantom: ELI V5.0 (20deg probe tilt); Type: QD OVA 002 AA; Serial: 1170
- DASY52 52.10.4(1527); SEMCAD X 14.6.14(7483)

Area Scan (11x21x1): Measurement grid: dx=20mm, dy=20mm
Maximum value of SAR (measured) = 1.71 W/kg

Zoom Scan (7x7x12)/Cube 0: Measurement grid: dx=4mm, dy=4mm, dz=2mm
Reference Value = 1.092 V/m; Power Drift = 0.66 dB
Peak SAR (extrapolated) = 4.21 W/kg
SAR(1 g) = 0.916 W/kg; SAR(10 g) = 0.259 W/kg
Smallest distance from peaks to all points 3 dB below = 5.6 mm
Ratio of SAR at M2 to SAR at M1 = 53.5%
Maximum value of SAR (measured) = 1.99 W/kg

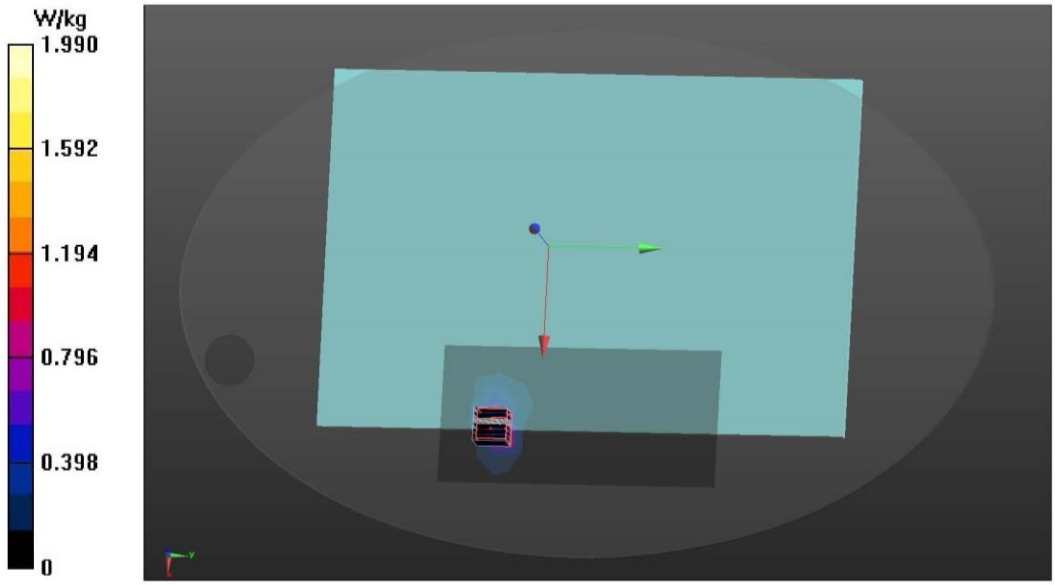

This test report may be reproduced in full only. The document may only be updated by Audix Technology Corp. personnel. Any changes will be noted in the Document History section of the report.

Audix Technology Corp.
No. 491, Zhongfu Rd., Linkou Dist.,
New Taipei City244,Taiwan

Tel: +886 2 26099301
Fax: +886 2 26099303

Date: 7/12/2022

Test Laboratory: Audix_SAR Lab

P18 802.11a CH116 5580MHz ant2 Screen

DUT: 17ZB90Q

Communication System: UID 0, WIFI 5G 802.11a (0); Frequency: 5580 MHz;Duty Cycle:1:1.022
Medium parameters used: f = 5580 MHz; σ = 5.214 S/m; ε_r = 35.102; ρ = 1000 kg/m^3
Phantom section: Flat Section

DASY Configuration:

- Probe: EX3DV4 - SN3855; ConvF(4.7, 4.7, 4.7) @ 5580 MHz; Calibrated: 9/24/2021
- Sensor-Surface: 2mm (Mechanical Surface Detection), z = 1.0, 31.0
- Electronics: DAE4 Sn1337; Calibrated: 3/29/2022
- Phantom: ELI V5.0 (20deg probe tilt); Type: QD OVA 002 AA; Serial: 1170
- DASY52 52.10.4(1527); SEMCAD X 14.6.14(7483)

Area Scan (11x21x1): Measurement grid: dx=10mm, dy=10mm
Maximum value of SAR (measured) = 1.49 W/kg

Zoom Scan (7x7x12)/Cube 0: Measurement grid: dx=4mm, dy=4mm, dz=2mm
Reference Value = 1.293 V/m; Power Drift = 0.50 dB
Peak SAR (extrapolated) = 3.99 W/kg
SAR(1 g) = 0.956 W/kg; SAR(10 g) = 0.362 W/kg
Smallest distance from peaks to all points 3 dB below = 4.9 mm
Ratio of SAR at M2 to SAR at M1 = 56.4%
Maximum value of SAR (measured) = 1.94 W/kg

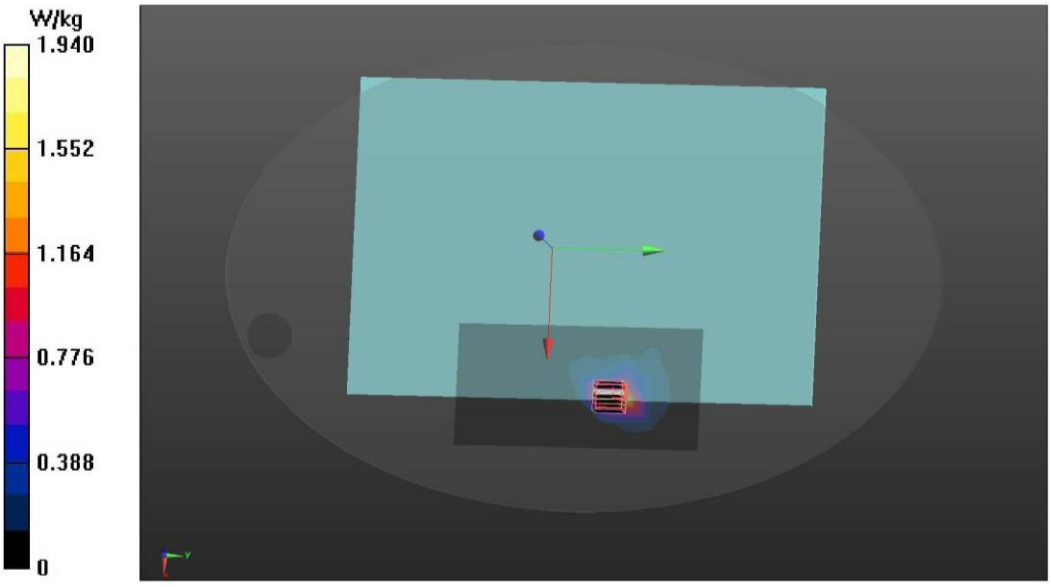

This test report may be reproduced in full only. The document may only be updated by Audix Technology Corp. personnel. Any changes will be noted in the Document History section of the report.

Audix Technology Corp.
No. 491, Zhongfu Rd., Linkou Dist.,
New Taipei City244,Taiwan

Tel: +886 2 26099301
Fax: +886 2 26099303

APPENDIX B

TEST PHOTOGRAPHS

(Model: 17ZB90Q)

This test report may be reproduced in full only. The document may only be updated by Audix Technology Corp. personnel. Any changes will be noted in the Document History section of the report.

Audix Technology Corp.
No. 491, Zhongfu Rd., Linkou Dist.,
New Taipei City244,Taiwan

Tel: +886 2 26099301
Fax: +886 2 26099303

APPENDIX C

Test Equipment Calibration Data

This test report may be reproduced in full only. The document may only be updated by Audix Technology Corp. personnel. Any changes will be noted in the Document History section of the report.