Audix Technology Corp.
No. 491, Zhongfu Rd., Linkou Dist.,
New Taipei City244, Taiwan
Tel: +886 2 26099301
Fax: +886 2 26099303

TABLE OF CONTENTS

A.1 CONDUCTED EMISSION 2
A.2 RADIATED EMISSION 4
A.2.1 Emissions within Restricted Frequency Bands 4
A.2.2 Emissions outside the frequency band 52
A.2.3 Emissions in Non-restricted Frequency Bands 74
A.3 MAXIMUM POWER SPECTRAL DENSITY 75
A.3.1 Power Spectral Density Result 75
A.3.2 Measurement Plots 77
A.4 MAXIMUM CONDUCTED OUTPUT POWER 93
A.4.1 Conducted Output Power Result 93
A.4.2 Measurement Plots 106
A.5 EMISSION/OCCUPIED BANDWIDTH 123
A.5.1 Emission/Occupied Bandwidth Result 123
A.5.2 Measurement Plots 124
A.6 UNDESIRABLE EMISSION LIMITS: SPURIOUS EMISSION (CONDUCTED) 138
A.7 IN-BAND EMISSION (CHANNEL MASK) 141
A.8 CONTENTION BASED PROTOCOL 157
A.8.1 Contention-based Protocol 157
A.8.2 Measurement Plots 160

This test report may be reproduced in full only. The document may only be updated by Audix Technology Corp. personnel. Any changes will be noted in the Document History section of the report.

Audix Technology Corp.
No. 491, Zhongfu Rd., Linkou Dist.,
New Taipei City244, Taiwan

Tel: +886 2 26099301
Fax: +886 2 26099303

A.1 CONDUCTED EMISSION

Test Date	2022/07/13	Temp./Hum.	26℃/47%
Test Voltage	AC 120V 60Hz (Via AC Adapter)	Tested By	Chucky Chiu

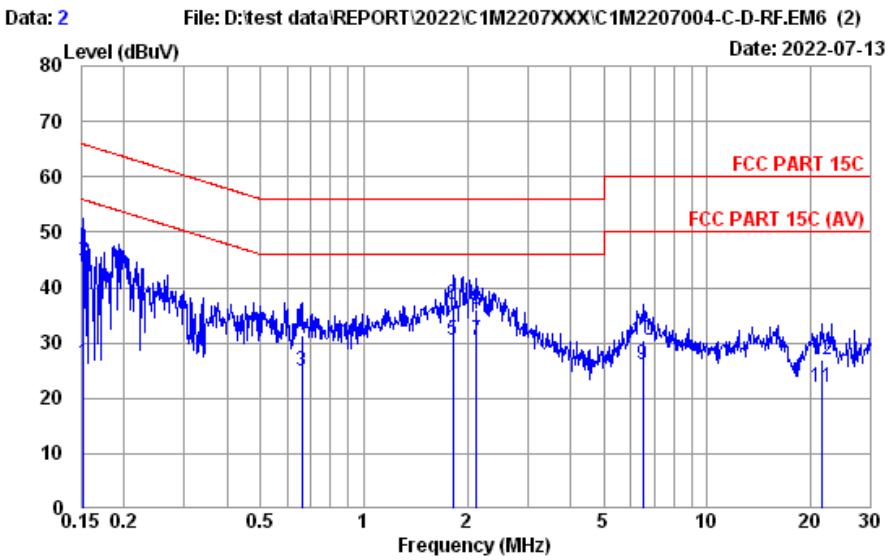

Site No. : No.8 Shielded Room
Instrument 1 : Receiver ESR3(774)
Instrument 2 : ENV432 (567)(A)|CE-08|ESH3-Z2 (354)
Limit : FCC PART 15C
Environment : 26°C / 47%
EUT Model : 17ZB90Q
Test Mode : Operating

Data No. : 2
Phase : NEUTRAL
Engineer : Roy Hung
Test Rating : 120Vac/60Hz

	Freq. (MHz)	AMN Factor (dB)	Cable Loss (dB)	Pulse Att. (dB)	Reading (dBμV)	Emission Level (dBμV)	Limits (dBμV)	Margin (dB)	Remark
1	0.152	10.34	0.03	9.85	6.07	26.29	55.87	29.58	Average
2	0.152	10.34	0.03	9.85	24.57	44.79	65.87	21.08	QP
3	0.661	10.33	0.04	9.85	4.81	25.03	46.00	20.97	Average
4	0.661	10.33	0.04	9.85	11.08	31.30	56.00	24.70	QP
5	1.819	10.36	0.06	9.86	10.24	30.52	46.00	15.48	Average
6	1.819	10.36	0.06	9.86	16.55	36.83	56.00	19.17	QP
7	2.133	10.36	0.06	9.86	10.10	30.38	46.00	15.62	Average
8	2.133	10.36	0.06	9.86	15.76	36.04	56.00	19.96	QP
9	6.488	10.52	0.11	9.87	5.60	26.10	50.00	23.90	Average
10	6.488	10.52	0.11	9.87	10.01	30.51	60.00	29.49	QP
11	21.486	11.11	0.20	9.95	0.81	22.07	50.00	27.93	Average
12	21.486	11.11	0.20	9.95	5.62	26.88	60.00	33.12	QP

Remarks: 1. Emission Level= AMN Factor + Cable Loss + Pulse Att. + Reading.
2. If the average limit is met when using a quasi-peak detector, the EUT shall be deemed to meet both limits and measurement with average detector is unnecessary.

This test report may be reproduced in full only. The document may only be updated by Audix Technology Corp. personnel. Any changes will be noted in the Document History section of the report.

Audix Technology Corp.
No. 491, Zhongfu Rd., Linkou Dist.,
New Taipei City244, Taiwan

Tel: +886 2 26099301
Fax: +886 2 26099303

Test Date	2022/07/13	Temp./Hum.	26℃/47%
Test Voltage	AC 120V 60Hz (Via AC Adapter)	Tested By	Chucky Chiu

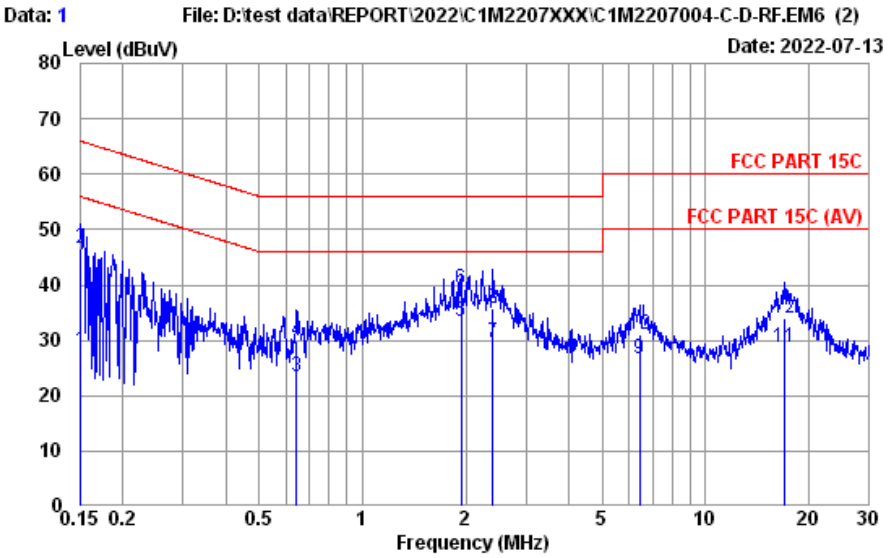

Site No. : No.8 Shielded Room
Instrument 1 : Receiver ESR3(774)
Instrument 2 : ENV432 (567)(A)|CE-08|ESH3-Z2 (354)
Limit : FCC PART 15C
Environment : 26°C / 47%
EUT Model : 17ZB90Q
Test Mode : Operating

Data No. : 1
Phase : LINE
Engineer : Roy Hung
Test Rating : 120Vac/60Hz

	Freq. (MHz)	AMN Factor (dB)	Cable Loss (dB)	Pulse Att. (dB)	Reading (dBμV)	Emission Level (dBμV)	Limits (dBμV)	Margin (dB)	Remark
1	0.151	10.22	0.03	9.85	7.89	27.99	55.96	27.97	Average
2	0.151	10.22	0.03	9.85	26.57	46.67	65.96	19.29	QP
3	0.641	10.23	0.04	9.85	3.46	23.58	46.00	22.42	Average
4	0.641	10.23	0.04	9.85	9.74	29.86	56.00	26.14	QP
5	1.939	10.25	0.06	9.86	13.11	33.28	46.00	12.72	Average
6	1.939	10.25	0.06	9.86	19.22	39.39	56.00	16.61	QP
7	2.396	10.26	0.07	9.86	9.29	29.48	46.00	16.52	Average
8	2.396	10.26	0.07	9.86	15.66	35.85	56.00	20.15	QP
9	6.420	10.35	0.11	9.87	6.21	26.54	50.00	23.46	Average
10	6.420	10.35	0.11	9.87	10.61	30.94	60.00	29.06	QP
11	16.928	10.59	0.18	9.92	8.09	28.78	50.00	21.22	Average
12	16.928	10.59	0.18	9.92	13.24	33.93	60.00	26.07	QP

Remarks: 1. Emission Level= AMN Factor + Cable Loss + Pulse Att. + Reading.
2. If the average limit is met when using a quasi-peak detector, the EUT shall be deemed to meet both limits and measurement with average detector is unnecessary.

This test report may be reproduced in full only. The document may only be updated by Audix Technology Corp. personnel. Any changes will be noted in the Document History section of the report.

Audix Technology Corp.
No. 491, Zhongfu Rd., Linkou Dist.,
New Taipei City244, Taiwan
Tel: +886 2 26099301
Fax: +886 2 26099303

A.2 RADIATED EMISSION

Test Date	2022/07/13	Temp./Hum.	24°C/59%
Test Voltage	AC 120V 60Hz (Via AC Adapter)	Tested By	Martin Chen

A.2.1 Emissions within Restricted Frequency Bands

A.2.1.1 Frequency 9kHz~30MHz

The emissions (9kHz~30MHz) not reported for there is no emission be found.

A.2.1.2 Frequency Below 1GHz

Mode	802.11ax-HE160	U-NII Band	5
		Frequency	TX 6025MHz

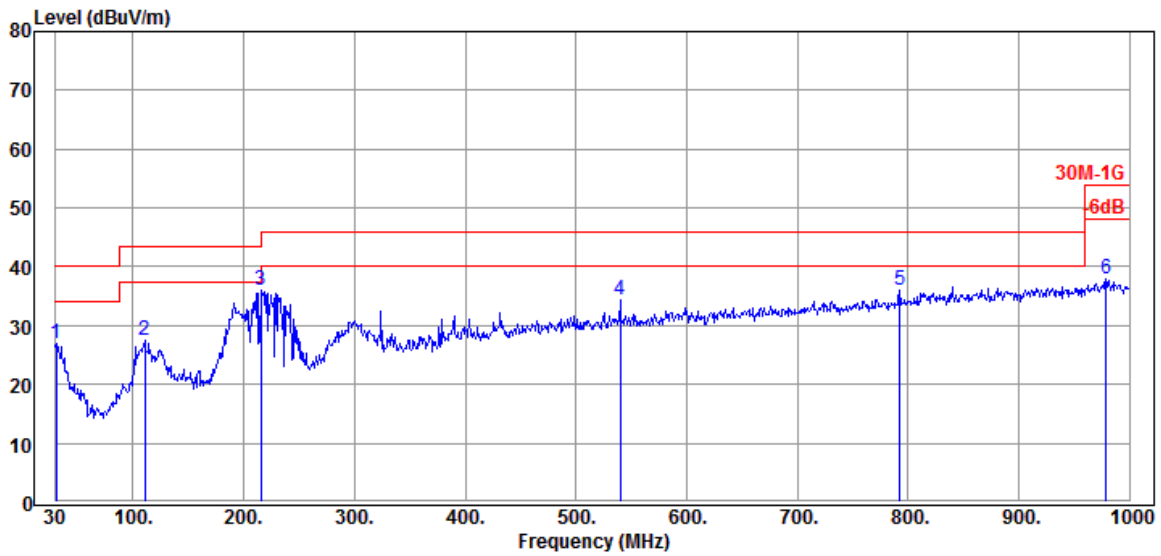

Antenna at Horizontal Polarization

Emission Frequency (MHz)	Antenna Factor (dB/m)	Cable Loss (dB)	Preamp Gain (dB)	Read Level (dBμV)	Emission Level (dBμV/m)	Limits (dBμV/m)	Margin (dB)	Detector
30.970	23.26	1.43	26.49	28.72	26.92	40.00	13.08	Peak
110.510	17.33	2.74	26.21	33.58	27.44	43.50	16.06	Peak
215.270	16.12	3.88	25.76	41.85	36.09	43.50	7.41	Peak
540.220	23.61	6.90	27.24	31.02	34.29	46.00	11.71	Peak
792.420	25.88	8.17	27.28	29.29	36.06	46.00	9.94	Peak
978.660	26.96	9.18	26.72	28.55	37.97	54.00	16.03	Peak

This test report may be reproduced in full only. The document may only be updated by Audix Technology Corp. personnel. Any changes will be noted in the Document History section of the report.

Audix Technology Corp.
No. 491, Zhongfu Rd., Linkou Dist.,
New Taipei City244, Taiwan

Tel: +886 2 26099301
Fax: +886 2 26099303

Mode	802.11ax-HE160	U-NII Band	5
		Frequency	TX 6025MHz

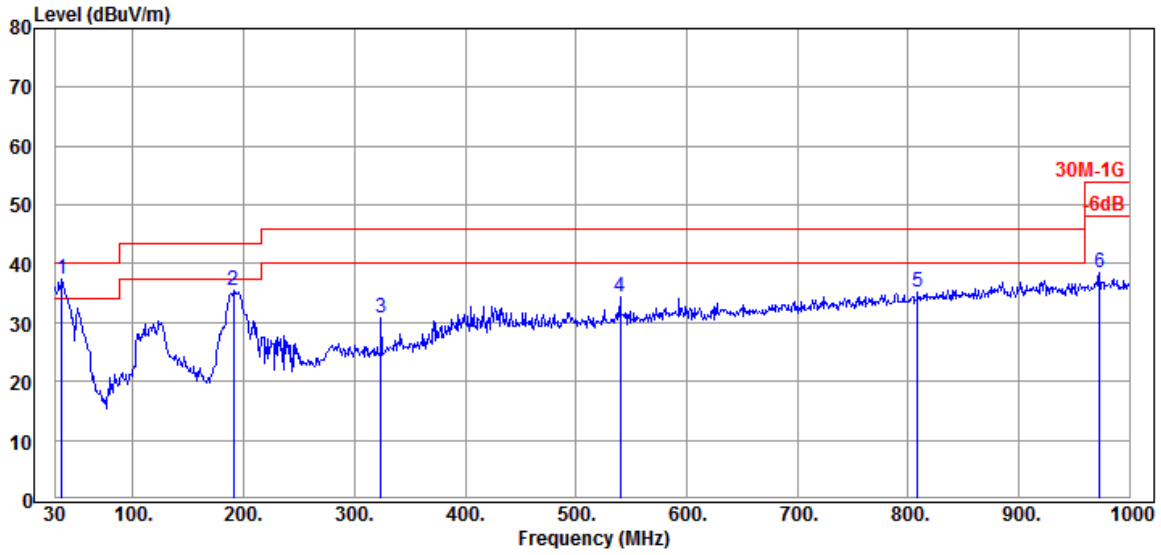

Antenna at Vertical Polarization

Emission Frequency (MHz)	Antenna Factor (dB/m)	Cable Loss (dB)	Preamp Gain (dB)	Read Level (dBμV)	Emission Level (dBμV/m)	Limits (dBμV/m)	Margin (dB)	Detector
35.820	21.22	1.55	26.48	41.09	37.38	40.00	2.62	Peak
191.020	15.05	3.62	25.82	42.51	35.36	43.50	8.14	Peak
323.910	19.70	5.02	25.82	31.95	30.85	46.00	15.15	Peak
540.220	23.61	6.90	27.24	31.03	34.30	46.00	11.70	Peak
808.910	25.98	8.27	27.25	28.05	35.05	46.00	10.95	Peak
972.840	26.91	9.15	26.75	29.25	38.56	54.00	15.44	Peak

This test report may be reproduced in full only. The document may only be updated by Audix Technology Corp. personnel. Any changes will be noted in the Document History section of the report.

Audix Technology Corp.
No. 491, Zhongfu Rd., Linkou Dist.,
New Taipei City244, Taiwan
Tel: +886 2 26099301
Fax: +886 2 26099303

A.2.1.3 Band Edge

- OFDM Modulation

Mode	802.11ax-HE20	U-NII Band	5
		Frequency	TX 5955MHz

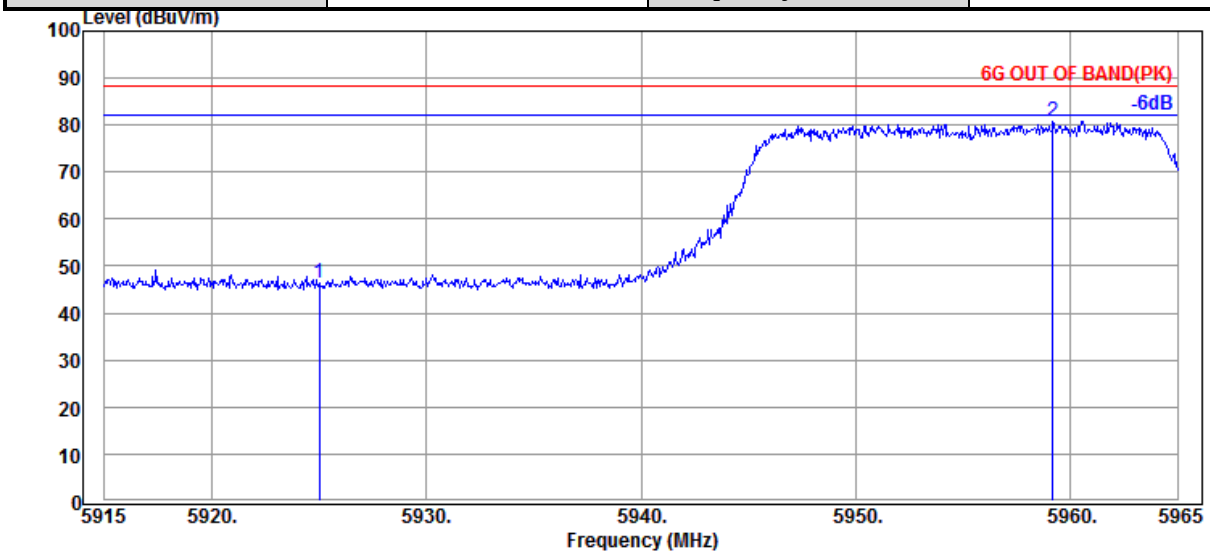

Antenna at Horizontal Polarization

Emission Frequency (MHz)	Antenna Factor (dB/m)	Cable Loss (dB)	Preamp Gain (dB)	Read Level (dBμV)	Emission Level (dBμV/m)	Limits (dBμV/m)	Margin (dB)	Detector
5925.000	34.23	9.30	39.35	42.12	46.30	88.20	41.90	Peak
@ 5959.200	34.27	9.31	39.35	76.68	80.91	---	---	Peak

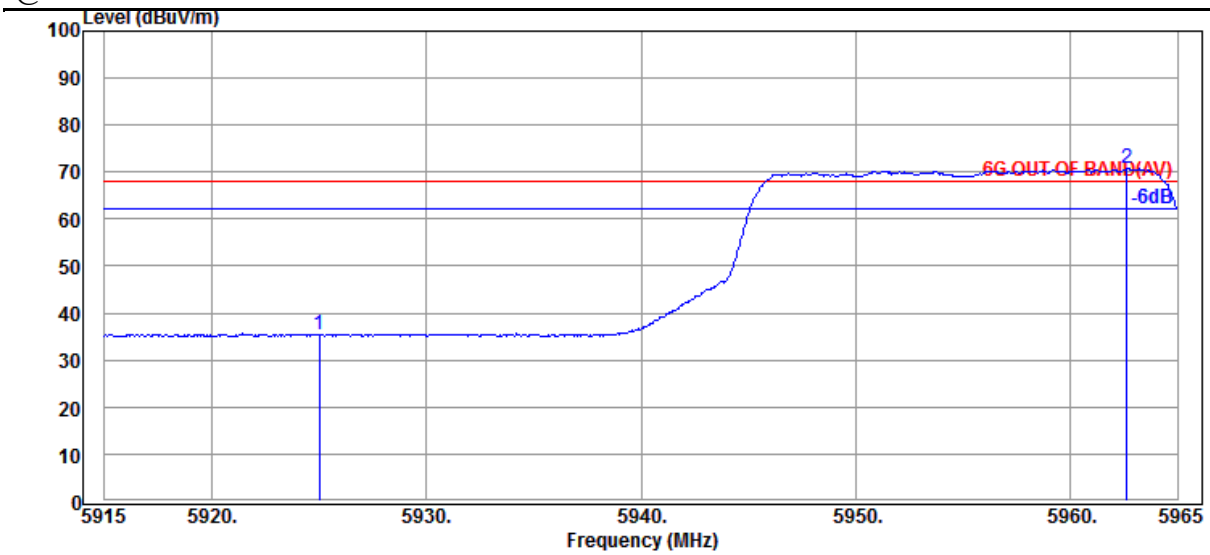

Antenna at Horizontal Polarization

Emission Frequency (MHz)	Antenna Factor (dB/m)	Cable Loss (dB)	Preamp Gain (dB)	Read Level (dBμV)	Emission Level (dBμV/m)	Limits (dBμV/m)	Margin (dB)	Detector
5925.000	34.23	9.30	39.35	31.09	35.27	68.20	32.93	Average
@ 5962.650	34.27	9.31	39.35	66.54	70.77	---	---	Average

Remark: The "@" means fundamental frequency, it is ignored in this section.

This test report may be reproduced in full only. The document may only be updated by Audix Technology Corp. personnel. Any changes will be noted in the Document History section of the report.

Audix Technology Corp.
No. 491, Zhongfu Rd., Linkou Dist.,
New Taipei City244, Taiwan
Tel: +886 2 26099301
Fax: +886 2 26099303

Mode	802.11ax-HE20	U-NII Band	5
		Frequency	TX 5955MHz

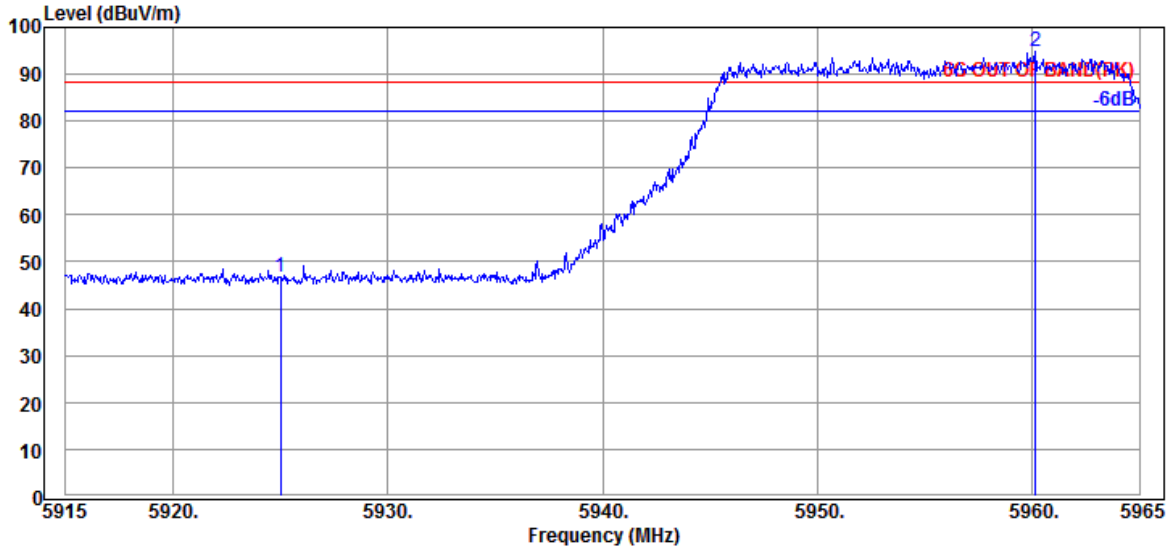

Antenna at Vertical Polarization

Emission Frequency (MHz)	Antenna Factor (dB/m)	Cable Loss (dB)	Preamp Gain (dB)	Read Level (dBμV)	Emission Level (dBμV/m)	Limits (dBμV/m)	Margin (dB)	Detector
5925.000	34.23	9.30	39.35	42.45	46.63	88.20	41.57	Peak
@ 5960.150	34.27	9.31	39.35	90.47	94.70	---	---	Peak

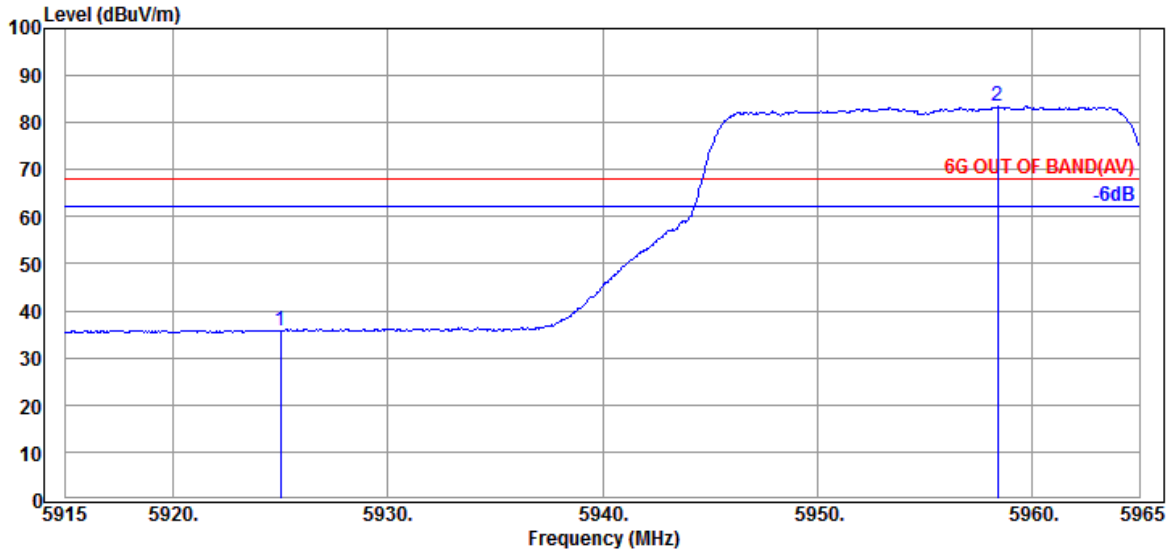

Antenna at Vertical Polarization

Emission Frequency (MHz)	Antenna Factor (dB/m)	Cable Loss (dB)	Preamp Gain (dB)	Read Level (dBμV)	Emission Level (dBμV/m)	Limits (dBμV/m)	Margin (dB)	Detector
5925.000	34.23	9.30	39.35	31.56	35.74	68.20	32.46	Average
@ 5958.400	34.30	9.30	39.35	79.18	83.43	---	---	Average

Remark: The "@" means fundamental frequency, it is ignored in this section.

This test report may be reproduced in full only. The document may only be updated by Audix Technology Corp. personnel. Any changes will be noted in the Document History section of the report.

Audix Technology Corp.
No. 491, Zhongfu Rd., Linkou Dist.,
New Taipei City244, Taiwan
Tel: +886 2 26099301
Fax: +886 2 26099303

Mode	802.11ax-HE40	U-NII Band	5
		Frequency	TX 5965MHz

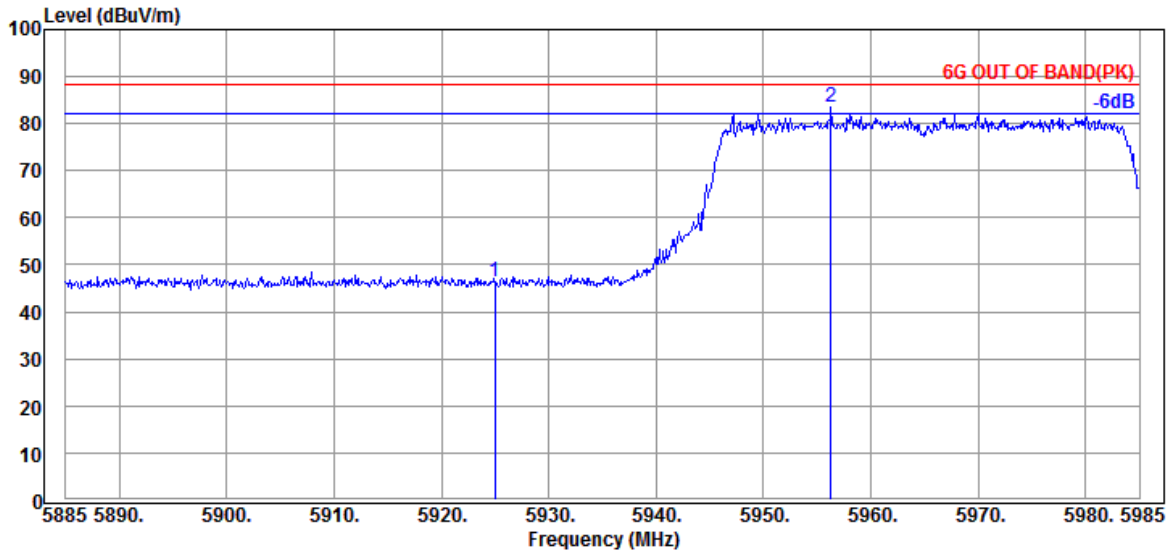

Antenna at Horizontal Polarization

Emission Frequency (MHz)	Antenna Factor (dB/m)	Cable Loss (dB)	Preamp Gain (dB)	Read Level (dBμV)	Emission Level (dBμV/m)	Limits (dBμV/m)	Margin (dB)	Detector
5925.000	34.23	9.30	39.35	42.07	46.25	88.20	41.95	Peak
@ 5956.300	34.30	9.30	39.35	79.08	83.33	---	---	Peak

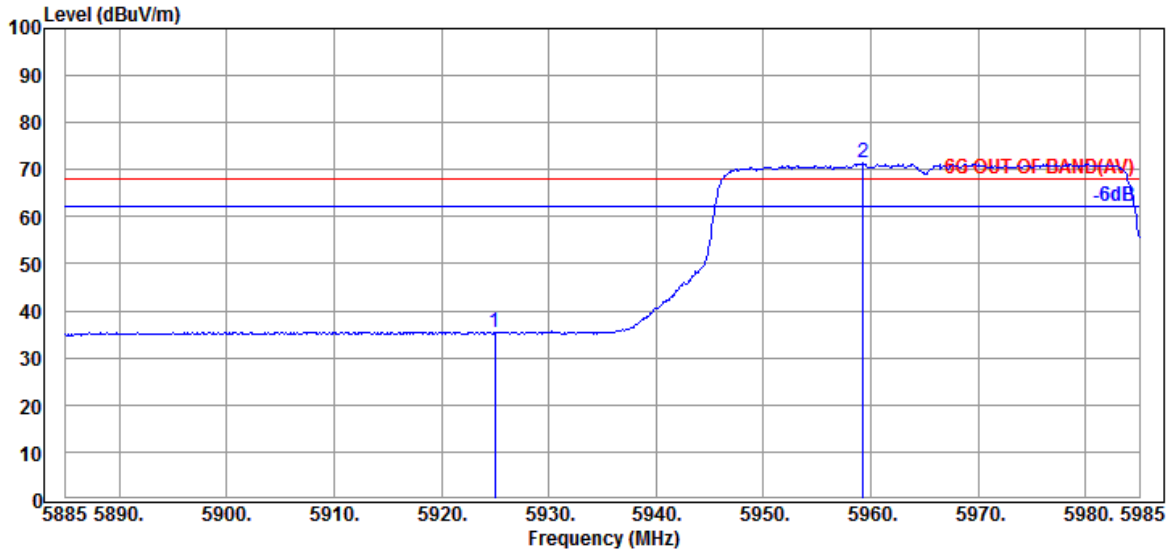

Antenna at Horizontal Polarization

Emission Frequency (MHz)	Antenna Factor (dB/m)	Cable Loss (dB)	Preamp Gain (dB)	Read Level (dBμV)	Emission Level (dBμV/m)	Limits (dBμV/m)	Margin (dB)	Detector
5925.000	34.23	9.30	39.35	31.07	35.25	68.20	32.95	Average
@ 5959.300	34.27	9.31	39.35	67.08	71.31	---	---	Average

Remark: The "@" means fundamental frequency, it is ignored in this section.

This test report may be reproduced in full only. The document may only be updated by Audix Technology Corp. personnel. Any changes will be noted in the Document History section of the report.

Audix Technology Corp.
No. 491, Zhongfu Rd., Linkou Dist.,
New Taipei City244, Taiwan

Tel: +886 2 26099301
Fax: +886 2 26099303

Mode	802.11ax-HE40	U-NII Band	5
		Frequency	TX 5965MHz

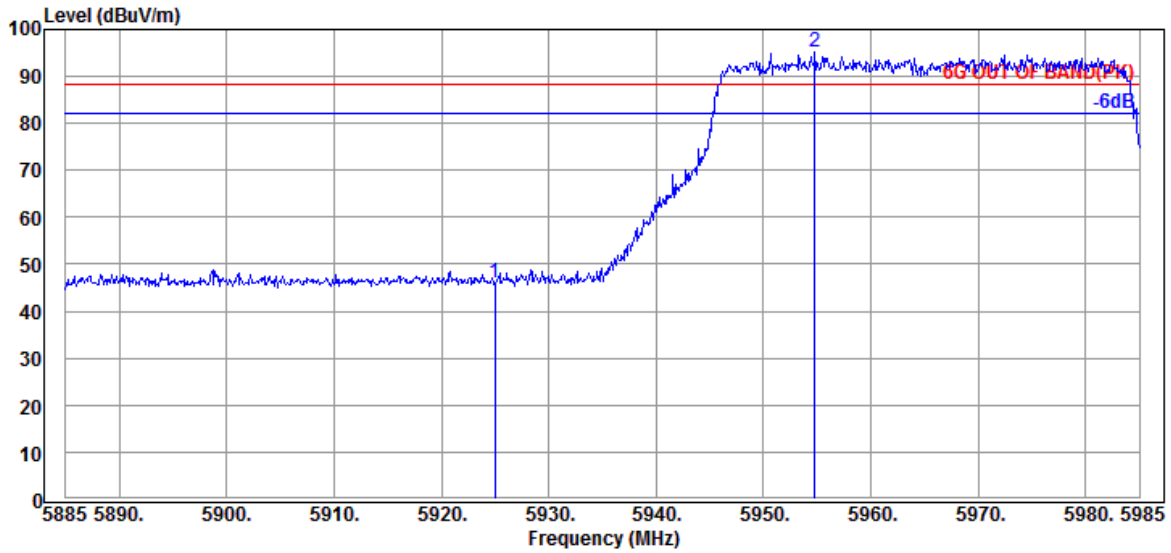

Antenna at Vertical Polarization

	Emission Frequency (MHz)	Antenna Factor (dB/m)	Cable Loss (dB)	Preamp Gain (dB)	Read Level (dBμV)	Emission Level (dBμV/m)	Limits (dBμV/m)	Margin (dB)	Detector
	5925.000	34.23	9.30	39.35	41.78	45.96	88.20	42.24	Peak
@	5954.800	34.30	9.30	39.35	90.98	95.23	---	---	Peak

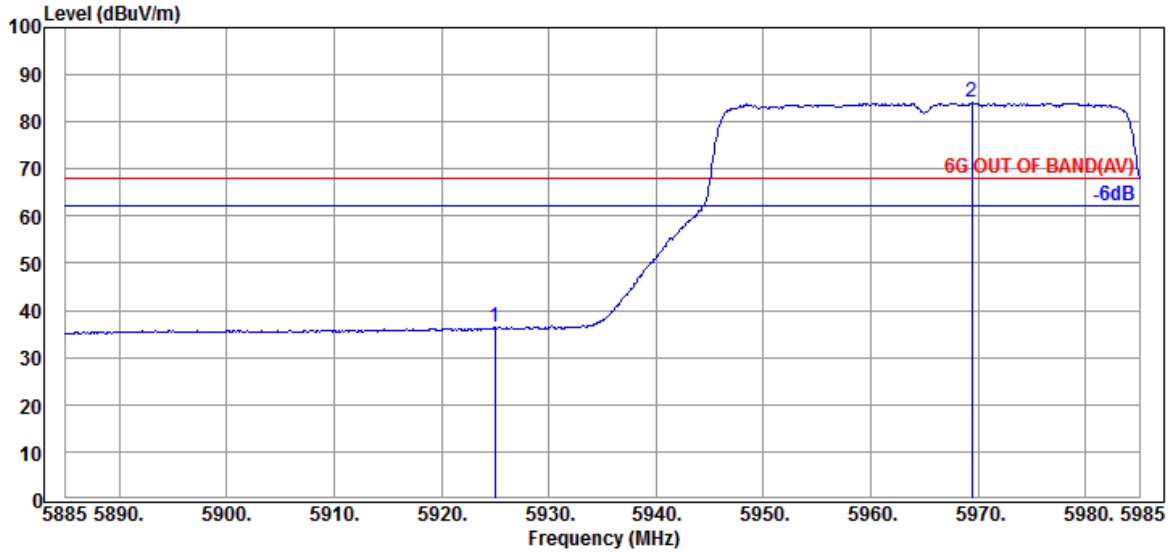

Antenna at Vertical Polarization

	Emission Frequency (MHz)	Antenna Factor (dB/m)	Cable Loss (dB)	Preamp Gain (dB)	Read Level (dBμV)	Emission Level (dBμV/m)	Limits (dBμV/m)	Margin (dB)	Detector
	5925.000	34.23	9.30	39.35	32.33	36.51	68.20	31.69	Average
@	5969.400	34.27	9.31	39.35	79.81	84.04	---	---	Average

Remark: The "@" means fundamental frequency, it is ignored in this section.

This test report may be reproduced in full only. The document may only be updated by Audix Technology Corp. personnel. Any changes will be noted in the Document History section of the report.

Audix Technology Corp.
No. 491, Zhongfu Rd., Linkou Dist.,
New Taipei City244, Taiwan
Tel: +886 2 26099301
Fax: +886 2 26099303

Mode	802.11ax-HE40	U-NII Band	8
		Frequency	TX 7085MHz

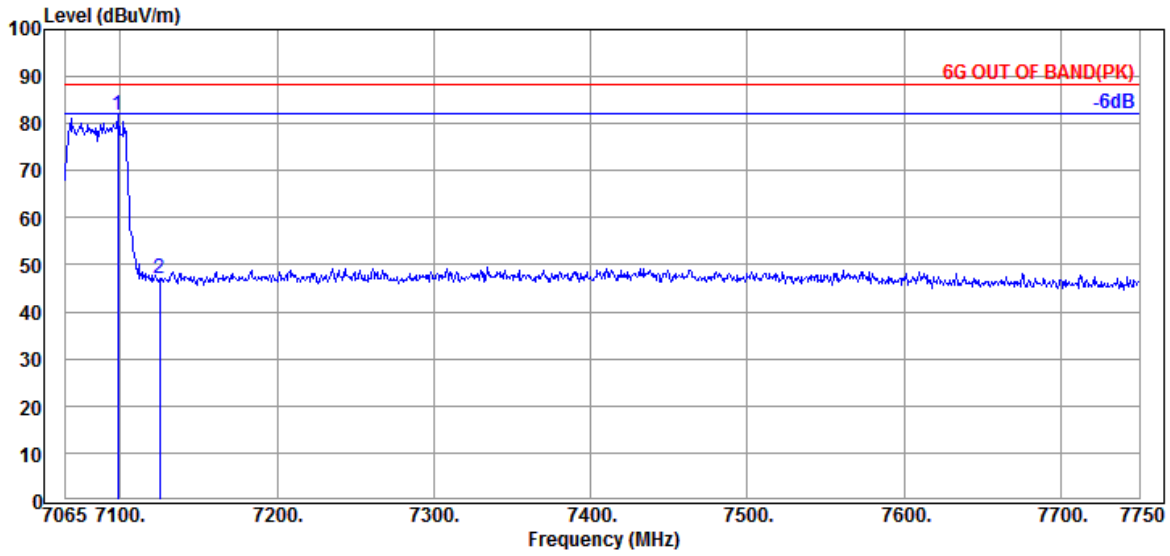

Antenna at Horizontal Polarization

Emission Frequency (MHz)	Antenna Factor (dB/m)	Cable Loss (dB)	Preamp Gain (dB)	Read Level (dBμV)	Emission Level (dBμV/m)	Limits (dBμV/m)	Margin (dB)	Detector
7098.565	35.80	9.80	39.49	75.56	81.67	---	---	Peak
@ 7125.000	35.87	9.82	39.50	40.83	47.02	88.20	41.18	Peak

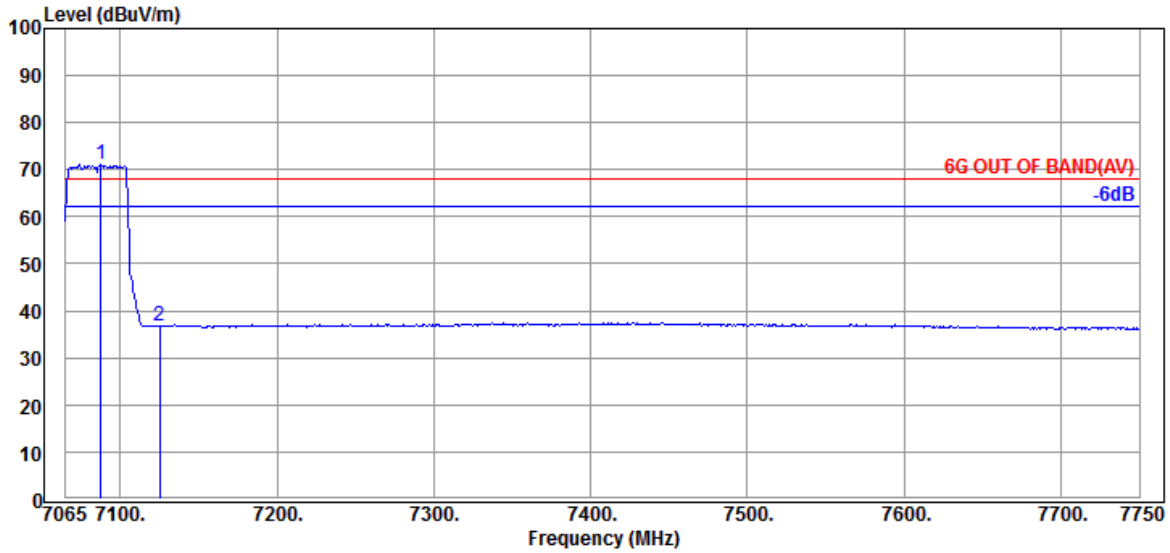

Antenna at Horizontal Polarization

Emission Frequency (MHz)	Antenna Factor (dB/m)	Cable Loss (dB)	Preamp Gain (dB)	Read Level (dBμV)	Emission Level (dBμV/m)	Limits (dBμV/m)	Margin (dB)	Detector
7087.605	35.80	9.80	39.49	64.94	71.05	---	---	Average
@ 7125.000	35.87	9.82	39.50	30.55	36.74	68.20	31.46	Average

Remark: The "@" means fundamental frequency, it is ignored in this section.

This test report may be reproduced in full only. The document may only be updated by Audix Technology Corp. personnel. Any changes will be noted in the Document History section of the report.

Audix Technology Corp.
No. 491, Zhongfu Rd., Linkou Dist.,
New Taipei City244, Taiwan
Tel: +886 2 26099301
Fax: +886 2 26099303

Mode	802.11ax-HE40	U-NII Band	8
		Frequency	TX 7085MHz

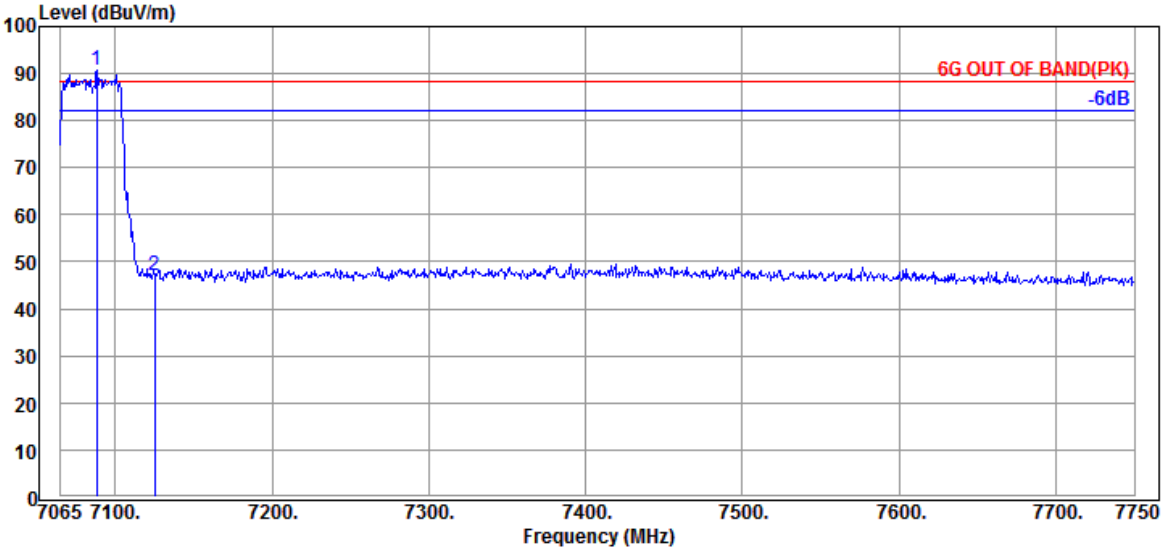

Antenna at Vertical Polarization

Emission Frequency (MHz)	Antenna Factor (dB/m)	Cable Loss (dB)	Preamp Gain (dB)	Read Level (dBμV)	Emission Level (dBμV/m)	Limits (dBμV/m)	Margin (dB)	Detector
7088.290	35.80	9.80	39.49	84.68	90.79	---	---	Peak
@ 7125.000	35.87	9.82	39.50	40.80	46.99	88.20	41.21	Peak

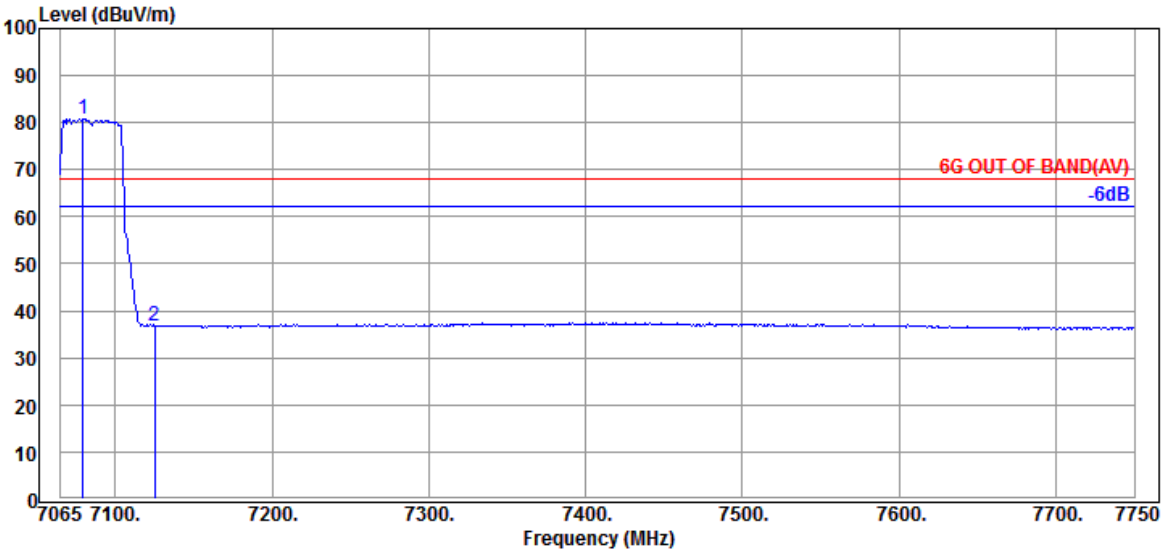

Antenna at Vertical Polarization

Emission Frequency (MHz)	Antenna Factor (dB/m)	Cable Loss (dB)	Preamp Gain (dB)	Read Level (dBμV)	Emission Level (dBμV/m)	Limits (dBμV/m)	Margin (dB)	Detector
7079.385	35.70	9.78	39.49	74.75	80.74	---	---	Average
@ 7125.000	35.87	9.82	39.50	30.59	36.78	68.20	31.42	Average

Remark: The "@" means fundamental frequency, it is ignored in this section.

This test report may be reproduced in full only. The document may only be updated by Audix Technology Corp. personnel. Any changes will be noted in the Document History section of the report.

Audix Technology Corp.
No. 491, Zhongfu Rd., Linkou Dist.,
New Taipei City244, Taiwan

Tel: +886 2 26099301
Fax: +886 2 26099303

Mode	802.11ax-HE80	U-NII Band	5
		Frequency	TX 5985MHz

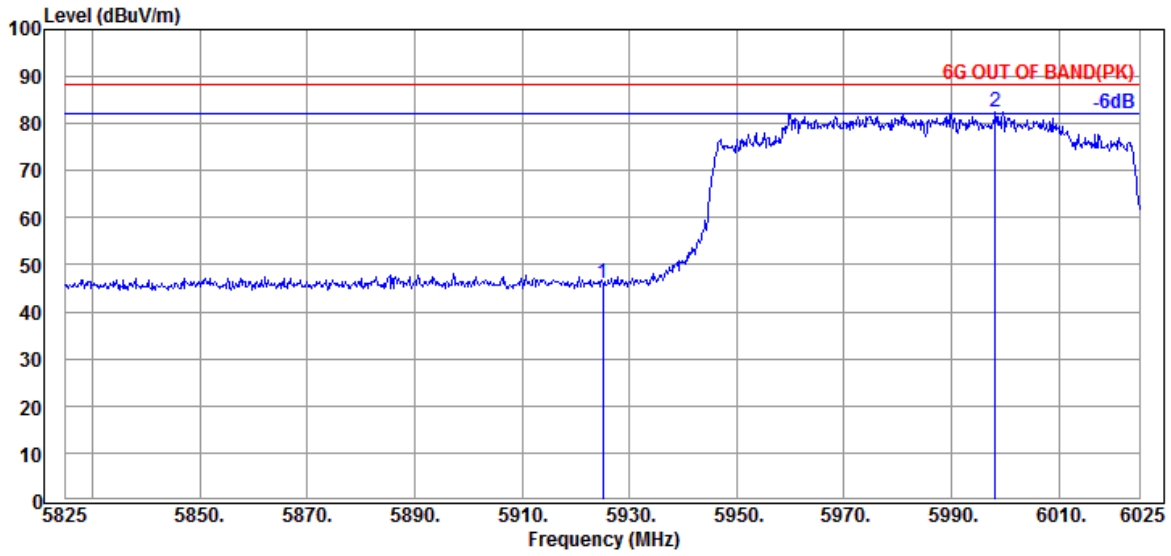

Antenna at Horizontal Polarization

Emission Frequency (MHz)	Antenna Factor (dB/m)	Cable Loss (dB)	Preamp Gain (dB)	Read Level (dBμV)	Emission Level (dBμV/m)	Limits (dBμV/m)	Margin (dB)	Detector
5925.000	34.23	9.30	39.35	41.89	46.07	88.20	42.13	Peak
@ 5998.200	34.20	9.33	39.36	78.35	82.52	---	---	Peak

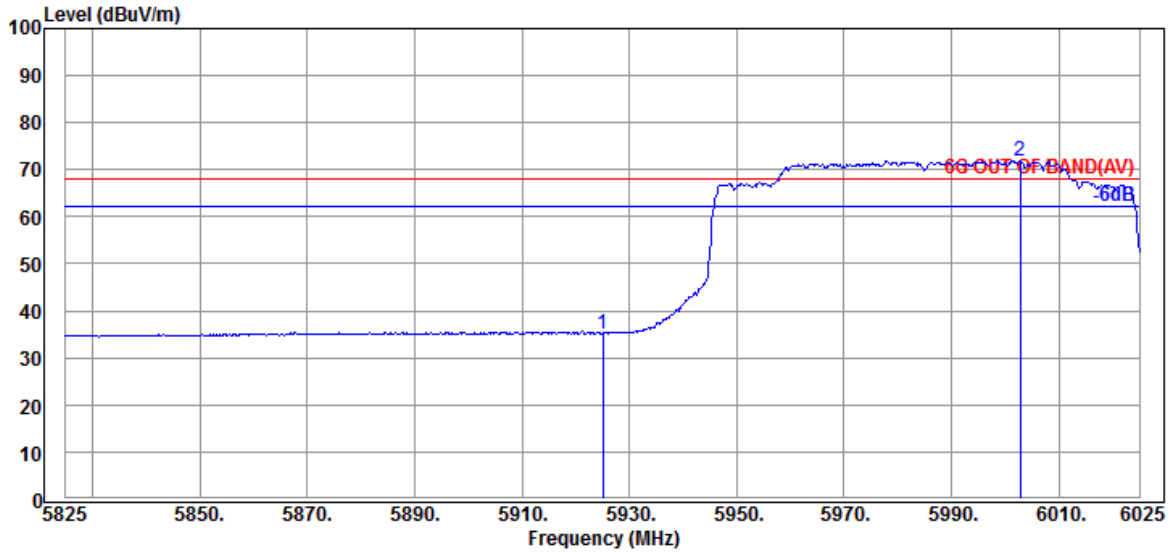

Antenna at Horizontal Polarization

Emission Frequency (MHz)	Antenna Factor (dB/m)	Cable Loss (dB)	Preamp Gain (dB)	Read Level (dBμV)	Emission Level (dBμV/m)	Limits (dBμV/m)	Margin (dB)	Detector
5925.000	34.23	9.30	39.35	31.00	35.18	68.20	33.02	Average
@ 6002.800	34.20	9.33	39.36	67.68	71.85	---	---	Average

Remark: The "@" means fundamental frequency, it is ignored in this section.

This test report may be reproduced in full only. The document may only be updated by Audix Technology Corp. personnel. Any changes will be noted in the Document History section of the report.

Audix Technology Corp.
No. 491, Zhongfu Rd., Linkou Dist.,
New Taipei City244, Taiwan
Tel: +886 2 26099301
Fax: +886 2 26099303

Mode	802.11ax-HE80	U-NII Band	5
		Frequency	TX 5985MHz

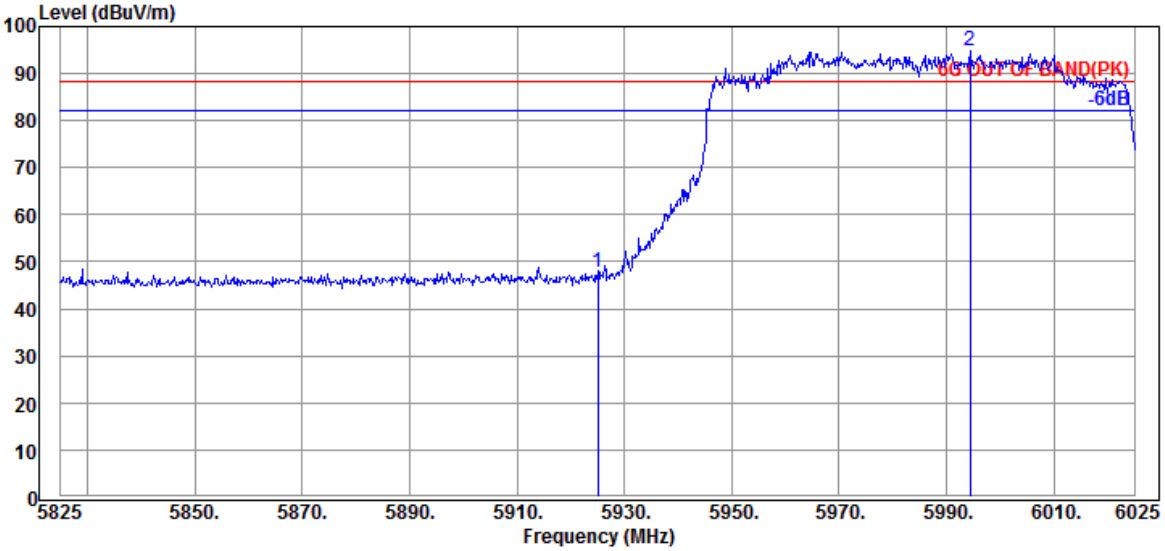

Antenna at Vertical Polarization

Emission Frequency (MHz)	Antenna Factor (dB/m)	Cable Loss (dB)	Preamp Gain (dB)	Read Level (dBμV)	Emission Level (dBμV/m)	Limits (dBμV/m)	Margin (dB)	Detector
5925.000	34.23	9.30	39.35	43.71	47.89	88.20	40.31	Peak
@ 5994.400	34.20	9.33	39.36	90.56	94.73	---	---	Peak

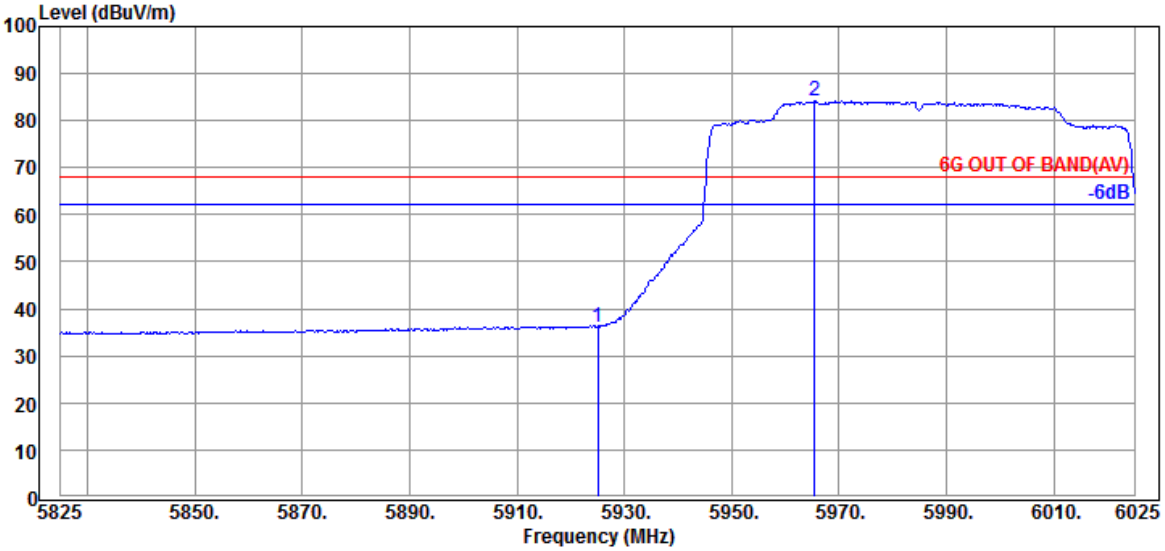

Antenna at Vertical Polarization

Emission Frequency (MHz)	Antenna Factor (dB/m)	Cable Loss (dB)	Preamp Gain (dB)	Read Level (dBμV)	Emission Level (dBμV/m)	Limits (dBμV/m)	Margin (dB)	Detector
5925.000	34.23	9.30	39.35	32.06	36.24	68.20	31.96	Average
@ 5965.400	34.27	9.31	39.35	80.00	84.23	---	---	Average

Remark: The "@" means fundamental frequency, it is ignored in this section.

This test report may be reproduced in full only. The document may only be updated by Audix Technology Corp. personnel. Any changes will be noted in the Document History section of the report.

Audix Technology Corp.
No. 491, Zhongfu Rd., Linkou Dist.,
New Taipei City244, Taiwan
Tel: +886 2 26099301
Fax: +886 2 26099303

Mode	802.11ax-HE80	U-NII Band	8
		Frequency	TX 7025MHz

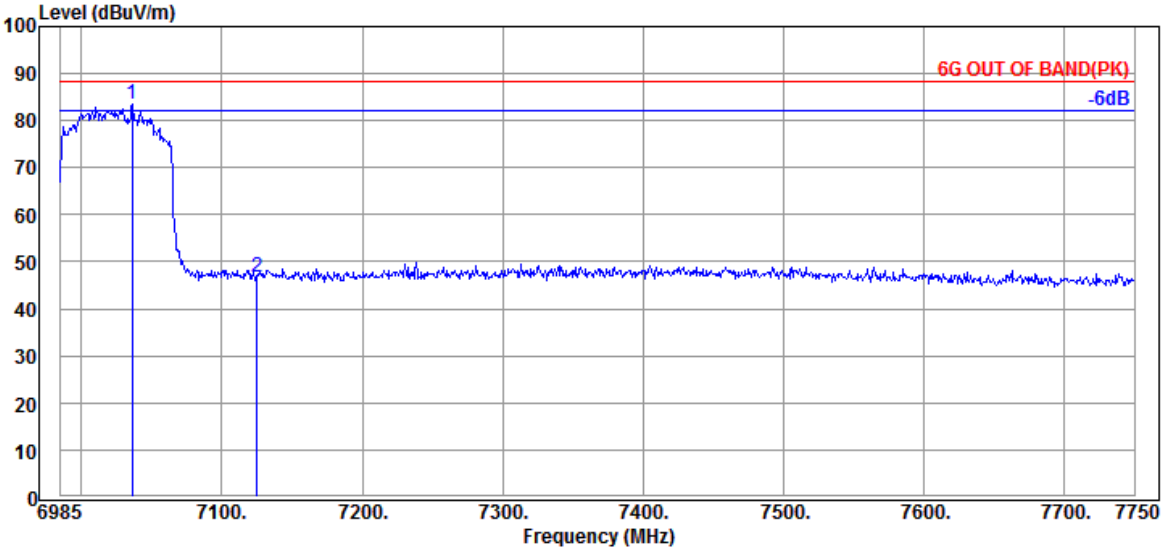

Antenna at Horizontal Polarization

Emission Frequency (MHz)	Antenna Factor (dB/m)	Cable Loss (dB)	Preamp Gain (dB)	Read Level (dBμV)	Emission Level (dBμV/m)	Limits (dBμV/m)	Margin (dB)	Detector
@ 7036.255	35.57	9.75	39.48	77.52	83.36	---	---	Peak
7125.000	35.87	9.82	39.50	40.60	46.79	88.20	41.41	Peak

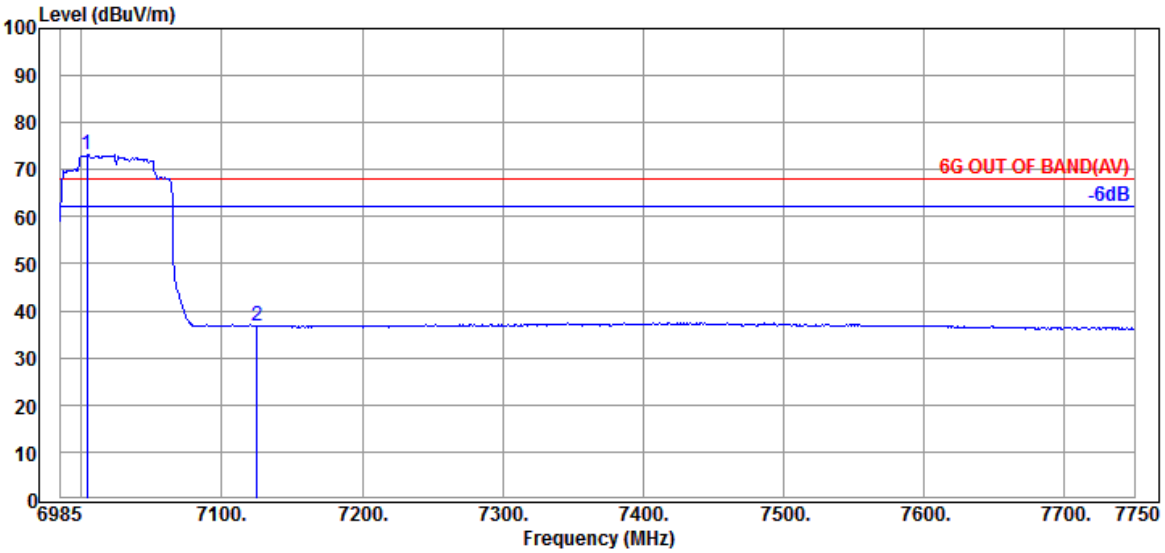

Antenna at Horizontal Polarization

Emission Frequency (MHz)	Antenna Factor (dB/m)	Cable Loss (dB)	Preamp Gain (dB)	Read Level (dBμV)	Emission Level (dBμV/m)	Limits (dBμV/m)	Margin (dB)	Detector
@ 7004.125	35.50	9.71	39.47	67.49	73.23	---	---	Average
7125.000	35.87	9.82	39.50	30.62	36.81	68.20	31.39	Average

Remark: The "@" means fundamental frequency, it is ignored in this section.

This test report may be reproduced in full only. The document may only be updated by Audix Technology Corp. personnel. Any changes will be noted in the Document History section of the report.

Audix Technology Corp.
No. 491, Zhongfu Rd., Linkou Dist.,
New Taipei City244, Taiwan
Tel: +886 2 26099301
Fax: +886 2 26099303

Mode	802.11ax-HE80	U-NII Band	8
		Frequency	TX 7025MHz

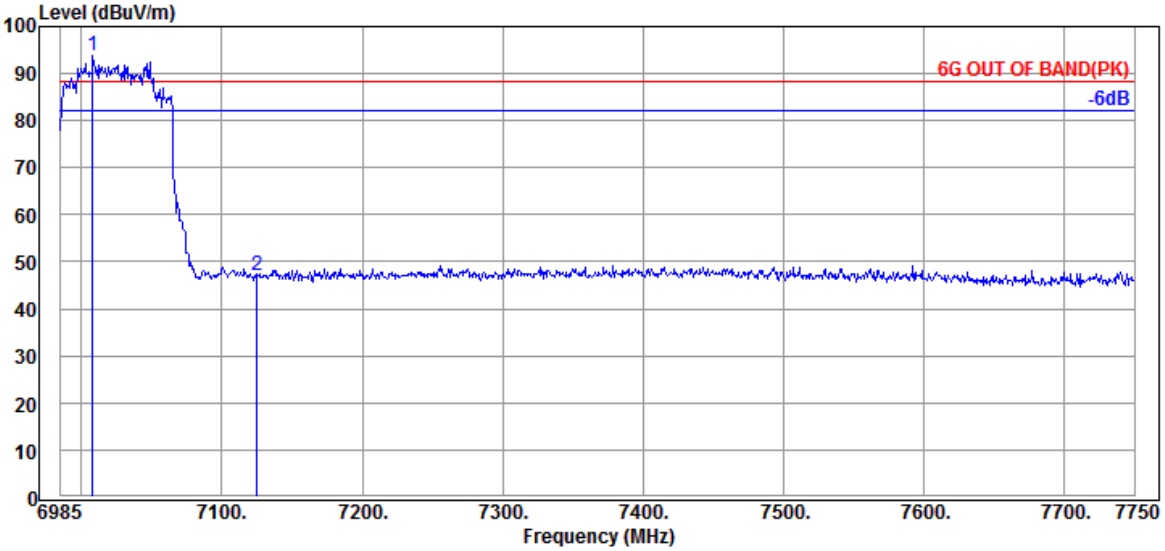

Antenna at Vertical Polarization

Emission Frequency (MHz)	Antenna Factor (dB/m)	Cable Loss (dB)	Preamp Gain (dB)	Read Level (dBμV)	Emission Level (dBμV/m)	Limits (dBμV/m)	Margin (dB)	Detector
@ 7007.950	35.53	9.73	39.47	87.90	93.69	---	---	Peak
7125.000	35.87	9.82	39.50	40.82	47.01	88.20	41.19	Peak

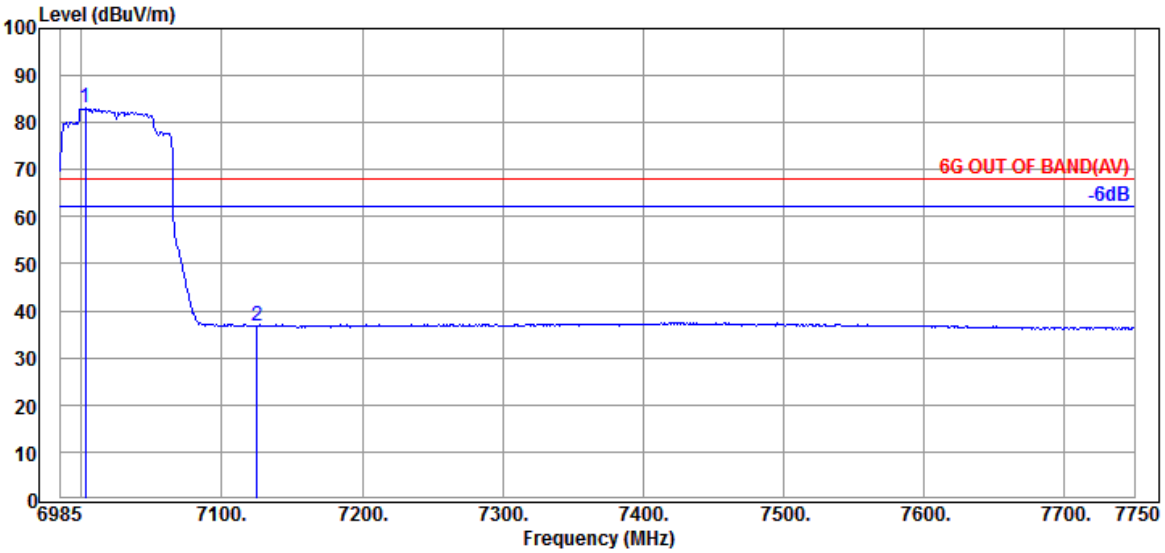

Antenna at Vertical Polarization

Emission Frequency (MHz)	Antenna Factor (dB/m)	Cable Loss (dB)	Preamp Gain (dB)	Read Level (dBμV)	Emission Level (dBμV/m)	Limits (dBμV/m)	Margin (dB)	Detector
@ 7002.595	35.50	9.71	39.47	77.32	83.06	---	---	Average
7125.000	35.87	9.82	39.50	30.62	36.81	68.20	31.39	Average

Remark: The "@" means fundamental frequency, it is ignored in this section.

This test report may be reproduced in full only. The document may only be updated by Audix Technology Corp. personnel. Any changes will be noted in the Document History section of the report.

Audix Technology Corp.
No. 491, Zhongfu Rd., Linkou Dist.,
New Taipei City244, Taiwan

Tel: +886 2 26099301
Fax: +886 2 26099303

Mode	802.11ax-HE160	U-NII Band	5
		Frequency	TX 6025MHz

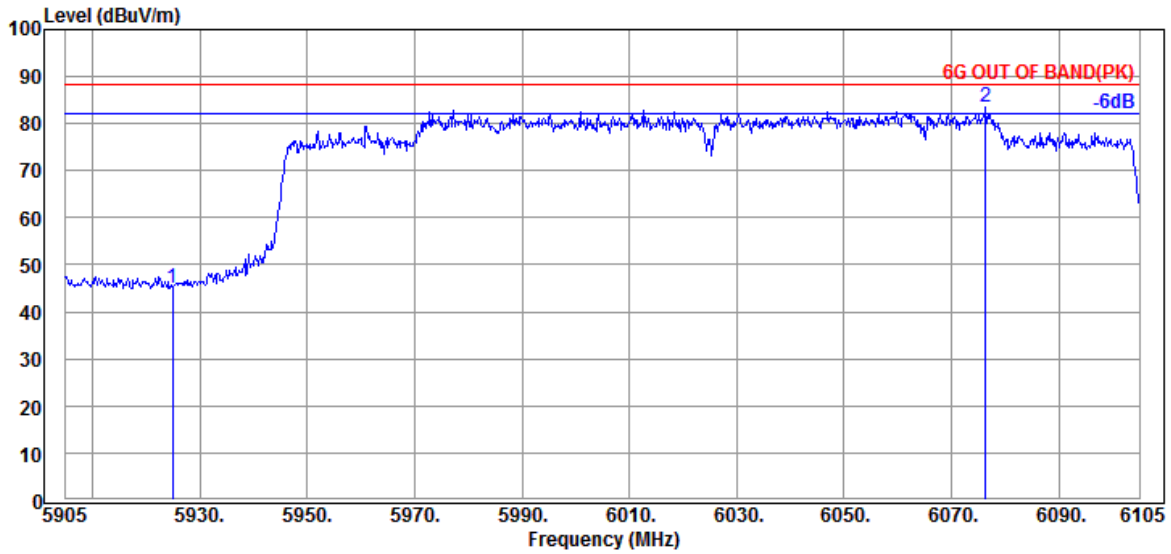

Antenna at Horizontal Polarization

Emission Frequency (MHz)	Antenna Factor (dB/m)	Cable Loss (dB)	Preamp Gain (dB)	Read Level (dBμV)	Emission Level (dBμV/m)	Limits (dBμV/m)	Margin (dB)	Detector
5925.000	34.23	9.30	39.35	40.98	45.16	88.20	43.04	Peak
@ 6076.400	34.23	9.36	39.37	79.22	83.44	---	---	Peak

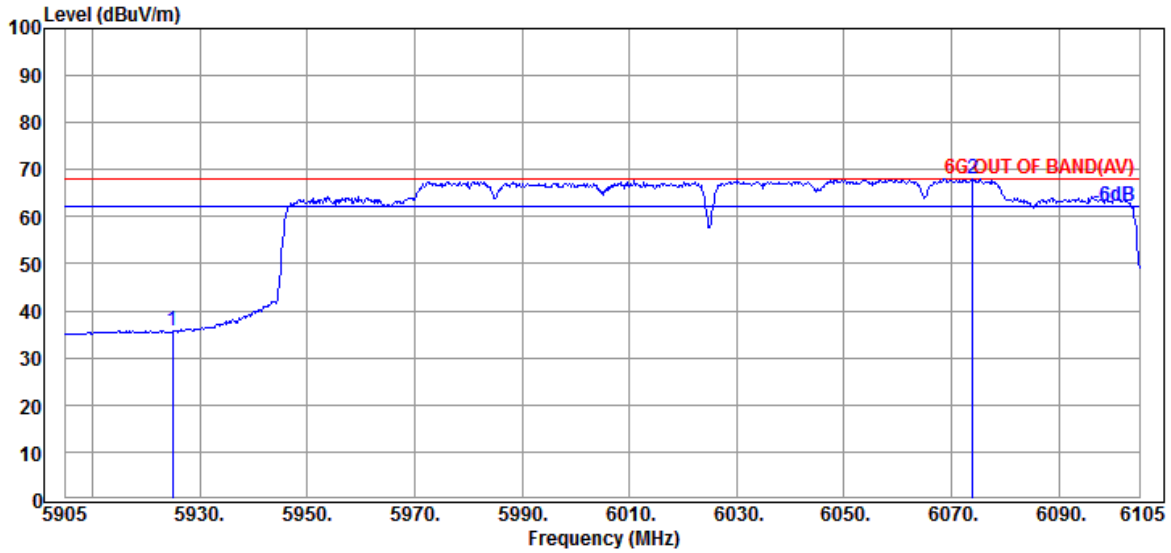

Antenna at Horizontal Polarization

Emission Frequency (MHz)	Antenna Factor (dB/m)	Cable Loss (dB)	Preamp Gain (dB)	Read Level (dBμV)	Emission Level (dBμV/m)	Limits (dBμV/m)	Margin (dB)	Detector
5925.000	34.23	9.30	39.35	31.41	35.59	68.20	32.61	Average
@ 6074.000	34.23	9.36	39.37	63.76	67.98	---	---	Average

Remark: The "@" means fundamental frequency, it is ignored in this section.

This test report may be reproduced in full only. The document may only be updated by Audix Technology Corp. personnel. Any changes will be noted in the Document History section of the report.

Audix Technology Corp.
No. 491, Zhongfu Rd., Linkou Dist.,
New Taipei City244, Taiwan
Tel: +886 2 26099301
Fax: +886 2 26099303

Mode	802.11ax-HE160	U-NII Band	5
		Frequency	TX 6025MHz

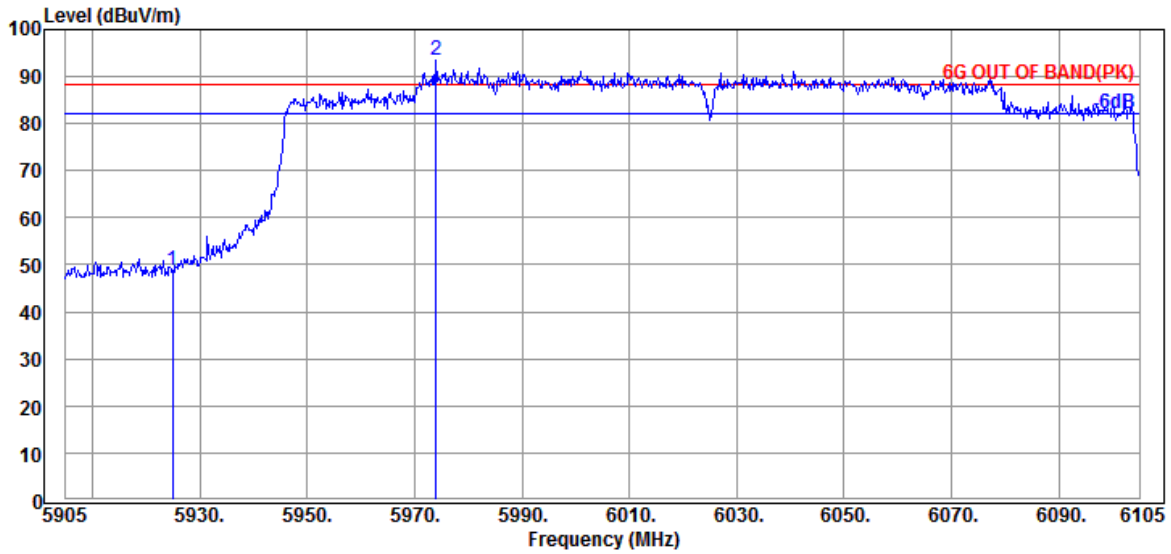

Antenna at Vertical Polarization

Emission Frequency (MHz)	Antenna Factor (dB/m)	Cable Loss (dB)	Preamp Gain (dB)	Read Level (dBμV)	Emission Level (dBμV/m)	Limits (dBμV/m)	Margin (dB)	Detector
5925.000	34.23	9.30	39.35	44.78	48.96	88.20	39.24	Peak
@ 5974.000	34.27	9.31	39.35	89.17	93.40	---	---	Peak

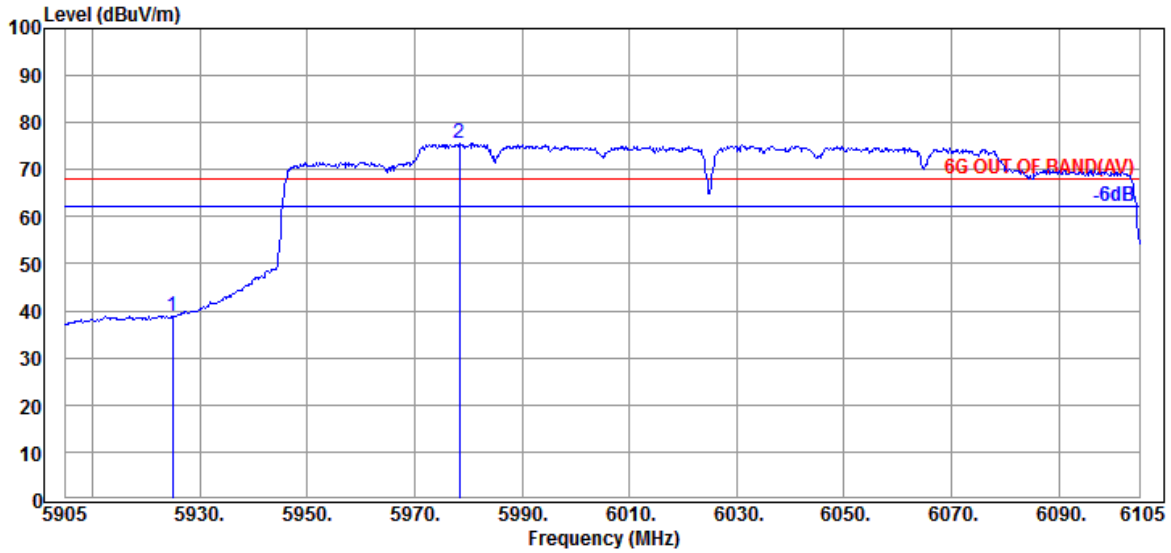

Antenna at Vertical Polarization

Emission Frequency (MHz)	Antenna Factor (dB/m)	Cable Loss (dB)	Preamp Gain (dB)	Read Level (dBμV)	Emission Level (dBμV/m)	Limits (dBμV/m)	Margin (dB)	Detector
5925.000	34.23	9.30	39.35	34.69	38.87	68.20	29.33	Average
@ 5978.400	34.23	9.32	39.36	71.57	75.76	---	---	Average

Remark: The "@" means fundamental frequency, it is ignored in this section.

This test report may be reproduced in full only. The document may only be updated by Audix Technology Corp. personnel. Any changes will be noted in the Document History section of the report.

Audix Technology Corp.
No. 491, Zhongfu Rd., Linkou Dist.,
New Taipei City244, Taiwan

Tel: +886 2 26099301
Fax: +886 2 26099303

Mode	802.11ax-HE160	U-NII Band	8
		Frequency	TX 6985MHz

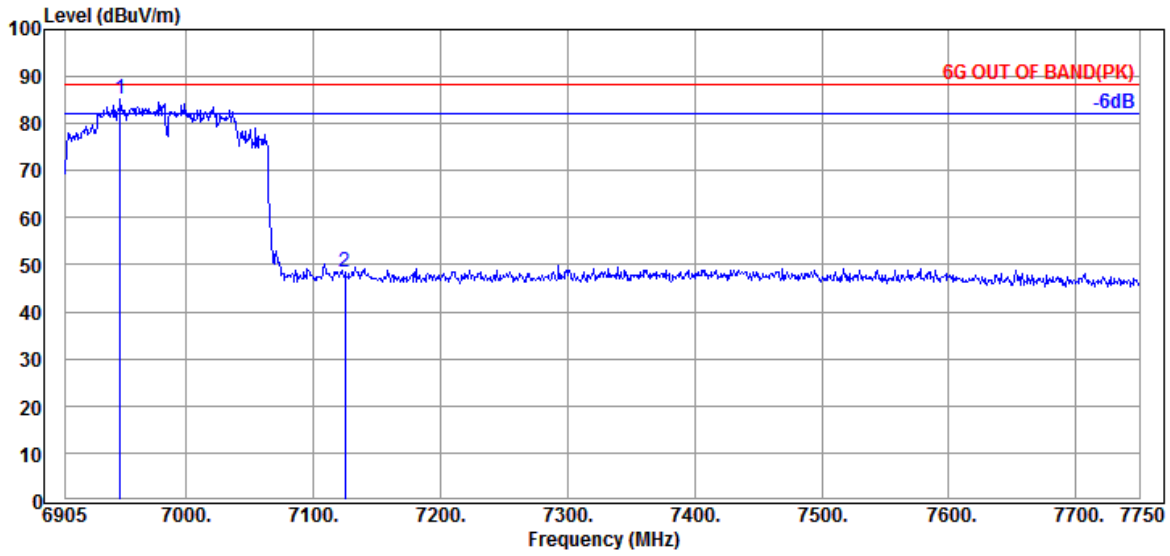

Antenna at Horizontal Polarization

Emission Frequency (MHz)	Antenna Factor (dB/m)	Cable Loss (dB)	Preamp Gain (dB)	Read Level (dBμV)	Emission Level (dBμV/m)	Limits (dBμV/m)	Margin (dB)	Detector
6948.095	35.50	9.70	39.46	79.43	85.17	---	---	Peak
@ 7125.000	35.87	9.82	39.50	42.20	48.39	88.20	39.81	Peak

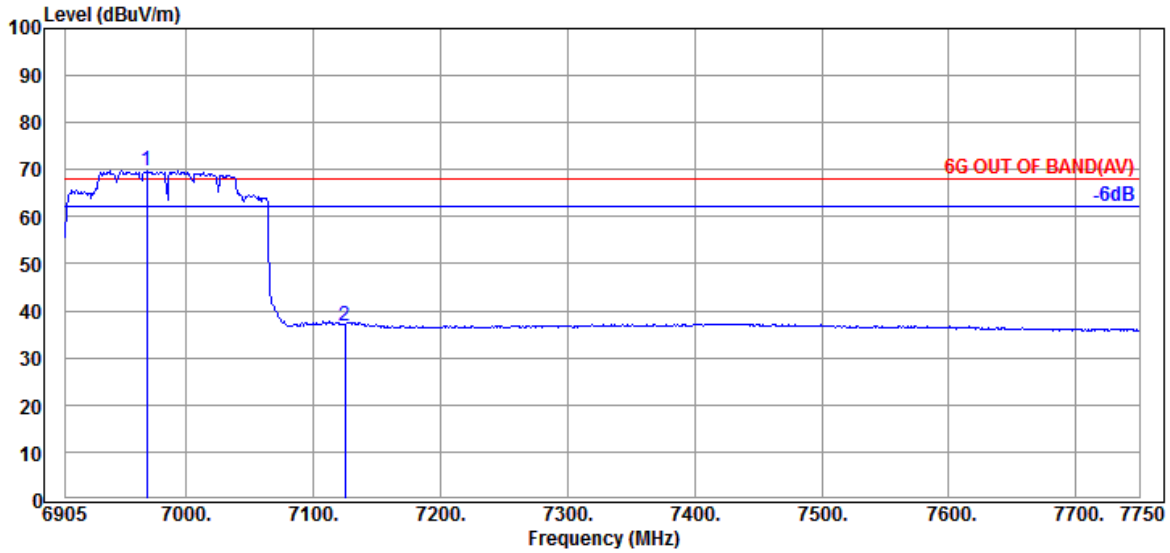

Antenna at Horizontal Polarization

Emission Frequency (MHz)	Antenna Factor (dB/m)	Cable Loss (dB)	Preamp Gain (dB)	Read Level (dBμV)	Emission Level (dBμV/m)	Limits (dBμV/m)	Margin (dB)	Detector
6969.220	35.50	9.70	39.46	64.11	69.85	---	---	Average
@ 7125.000	35.87	9.82	39.50	30.60	36.79	68.20	31.41	Average

Remark: The "@" means fundamental frequency, it is ignored in this section.

This test report may be reproduced in full only. The document may only be updated by Audix Technology Corp. personnel. Any changes will be noted in the Document History section of the report.

Audix Technology Corp.
No. 491, Zhongfu Rd., Linkou Dist.,
New Taipei City244, Taiwan
Tel: +886 2 26099301
Fax: +886 2 26099303

Mode	802.11ax-HE160	U-NII Band	8
		Frequency	TX 6985MHz

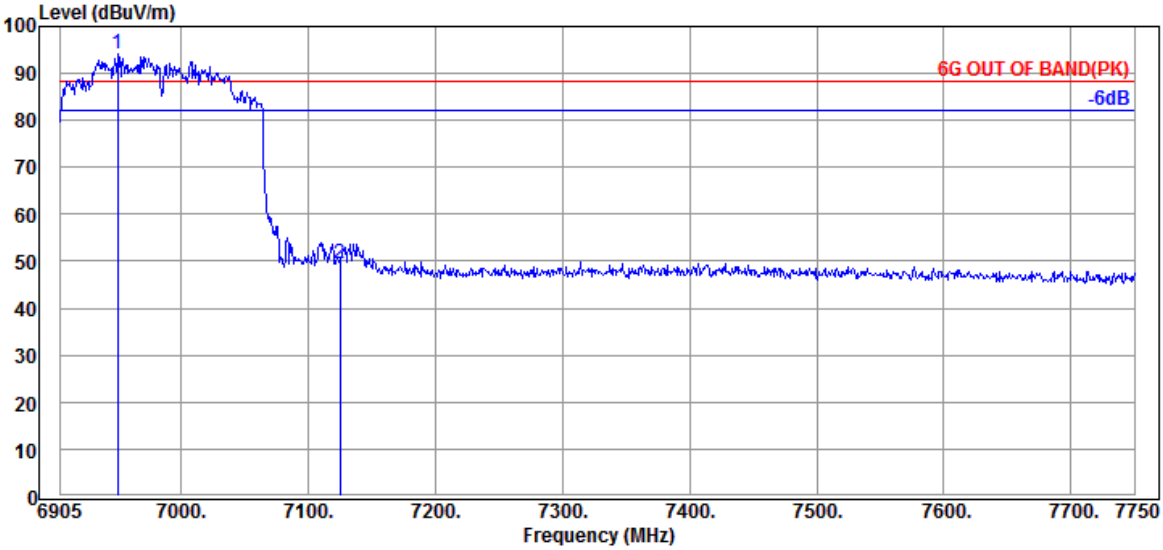

Antenna at Vertical Polarization

Emission Frequency (MHz)	Antenna Factor (dB/m)	Cable Loss (dB)	Preamp Gain (dB)	Read Level (dBμV)	Emission Level (dBμV/m)	Limits (dBμV/m)	Margin (dB)	Detector
6949.785	35.50	9.70	39.46	88.40	94.14	---	---	Peak
@ 7125.000	35.87	9.82	39.50	43.16	49.35	88.20	38.85	Peak

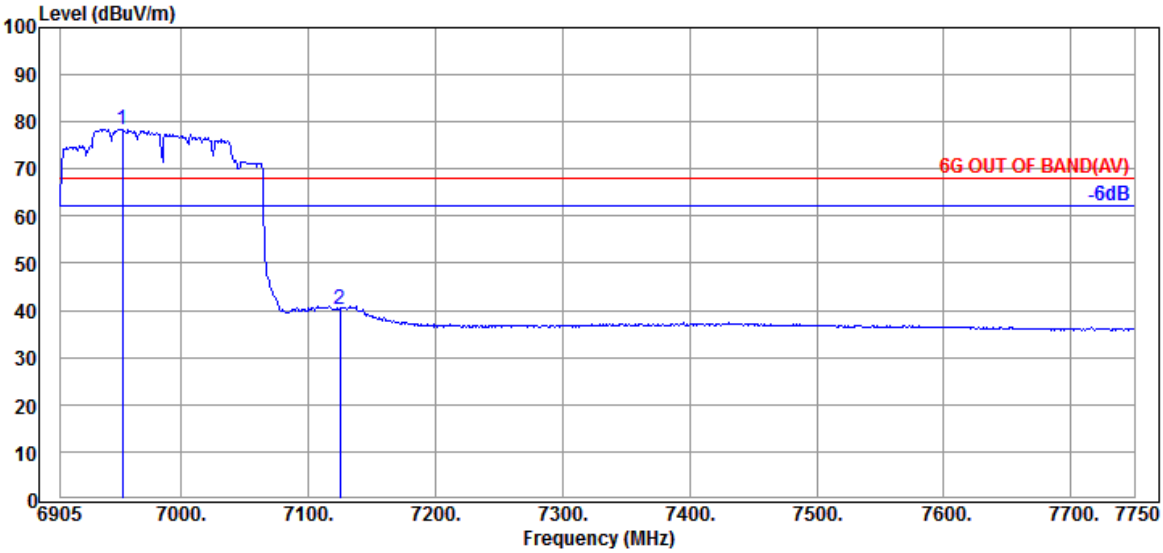

Antenna at Vertical Polarization

Emission Frequency (MHz)	Antenna Factor (dB/m)	Cable Loss (dB)	Preamp Gain (dB)	Read Level (dBμV)	Emission Level (dBμV/m)	Limits (dBμV/m)	Margin (dB)	Detector
6954.010	35.50	9.70	39.46	72.75	78.49	---	---	Average
@ 7125.000	35.87	9.82	39.50	34.01	40.20	68.20	28.00	Average

Remark: The "@" means fundamental frequency, it is ignored in this section.

This test report may be reproduced in full only. The document may only be updated by Audix Technology Corp. personnel. Any changes will be noted in the Document History section of the report.

Audix Technology Corp.
No. 491, Zhongfu Rd., Linkou Dist.,
New Taipei City244, Taiwan
Tel: +886 2 26099301
Fax: +886 2 26099303

- OFDMA Modulation

Tones	26T	RU Index	0
Mode	802.11ax-HE20	U-NII Band	5
		Frequency	TX 5955MHz

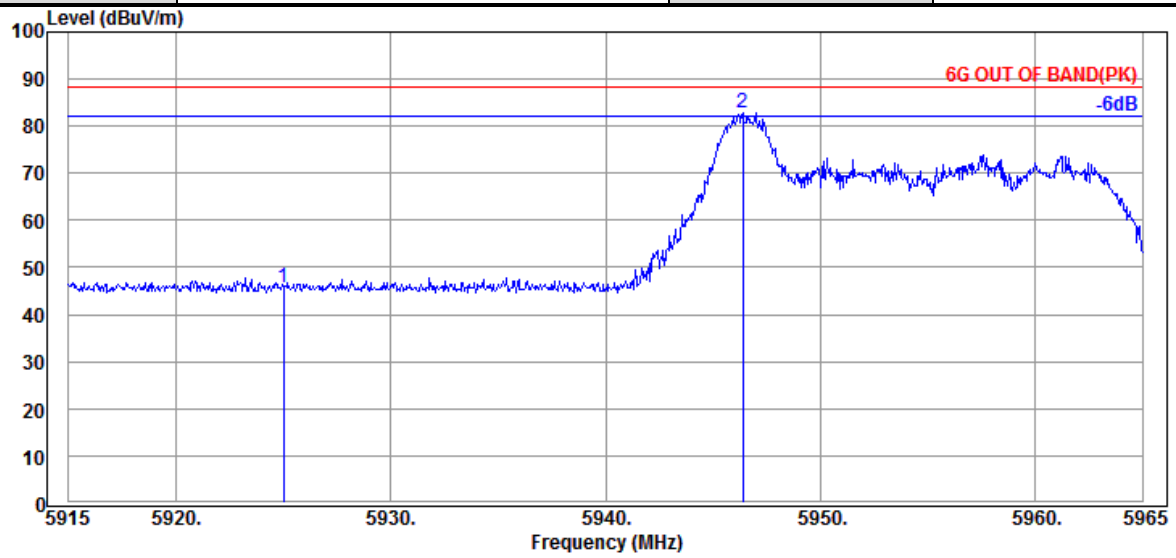

Antenna at Horizontal Polarization

Emission Frequency (MHz)	Antenna Factor (dB/m)	Cable Loss (dB)	Preamp Gain (dB)	Read Level (dBμV)	Emission Level (dBμV/m)	Limits (dBμV/m)	Margin (dB)	Detector
5925.000	34.23	9.30	39.35	41.60	45.78	88.20	42.42	Peak
@ 5946.400	34.30	9.30	39.35	78.50	82.75	---	---	Peak

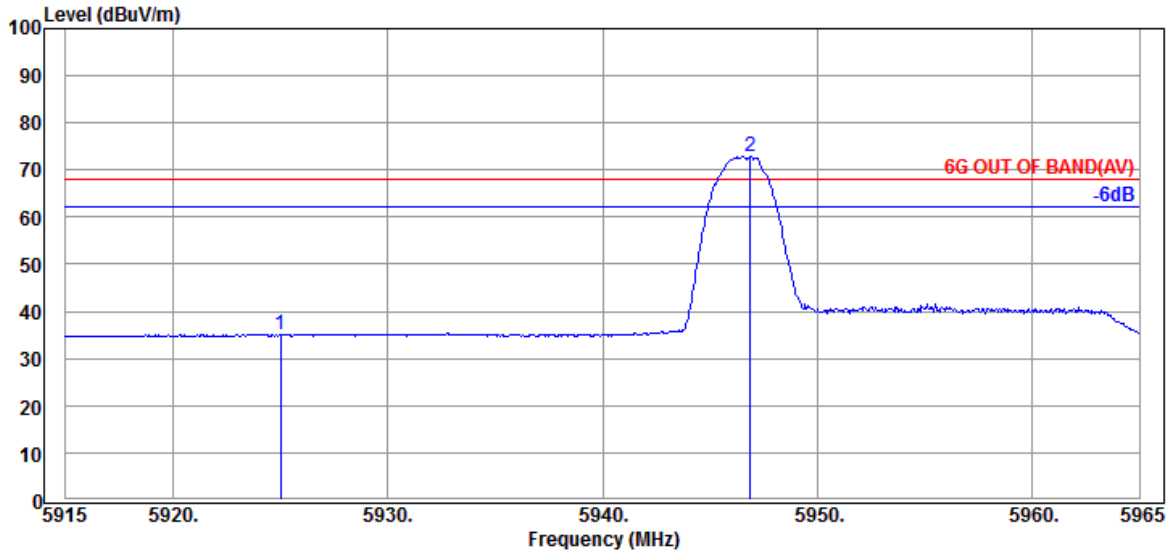

Antenna at Horizontal Polarization

Emission Frequency (MHz)	Antenna Factor (dB/m)	Cable Loss (dB)	Preamp Gain (dB)	Read Level (dBμV)	Emission Level (dBμV/m)	Limits (dBμV/m)	Margin (dB)	Detector
5925.000	34.23	9.30	39.35	30.80	34.98	68.20	33.22	Average
@ 5946.900	34.30	9.30	39.35	68.61	72.86	---	---	Average

Remark: The "@" means fundamental frequency, it is ignored in this section.

This test report may be reproduced in full only. The document may only be updated by Audix Technology Corp. personnel. Any changes will be noted in the Document History section of the report.

Audix Technology Corp.
No. 491, Zhongfu Rd., Linkou Dist.,
New Taipei City244, Taiwan
Tel: +886 2 26099301
Fax: +886 2 26099303

Tones	26T	RU Index	0
Mode	802.11ax-HE20	U-NII Band	5
		Frequency	TX 5955MHz

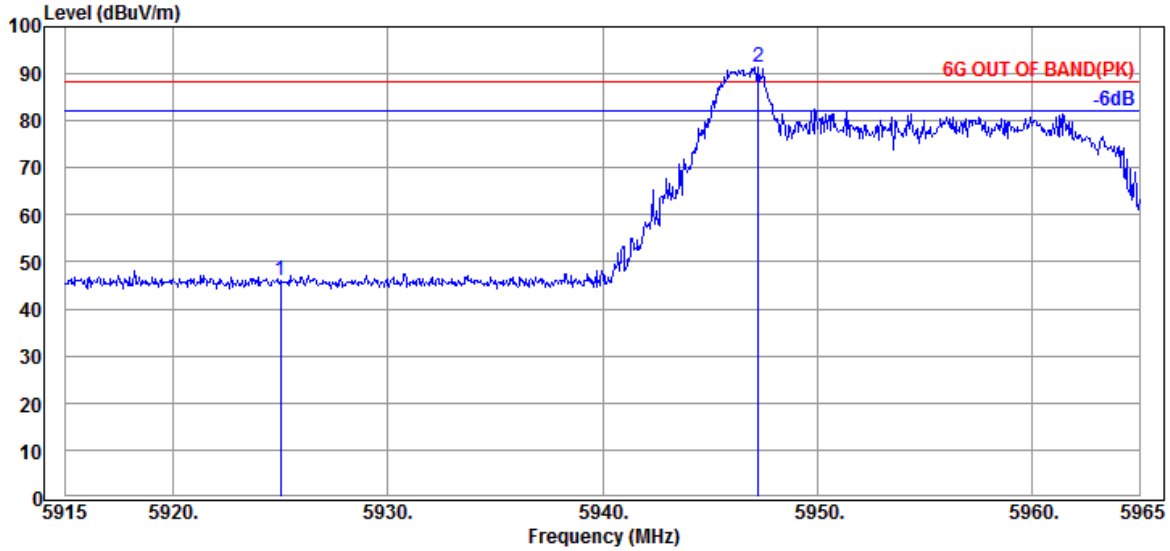

Antenna at Vertical Polarization

	Emission Frequency (MHz)	Antenna Factor (dB/m)	Cable Loss (dB)	Preamp Gain (dB)	Read Level (dBμV)	Emission Level (dBμV/m)	Limits (dBμV/m)	Margin (dB)	Detector
	5925.000	34.23	9.30	39.35	41.91	46.09	88.20	42.11	Peak
@	5947.250	34.30	9.30	39.35	87.32	91.57	---	---	Peak

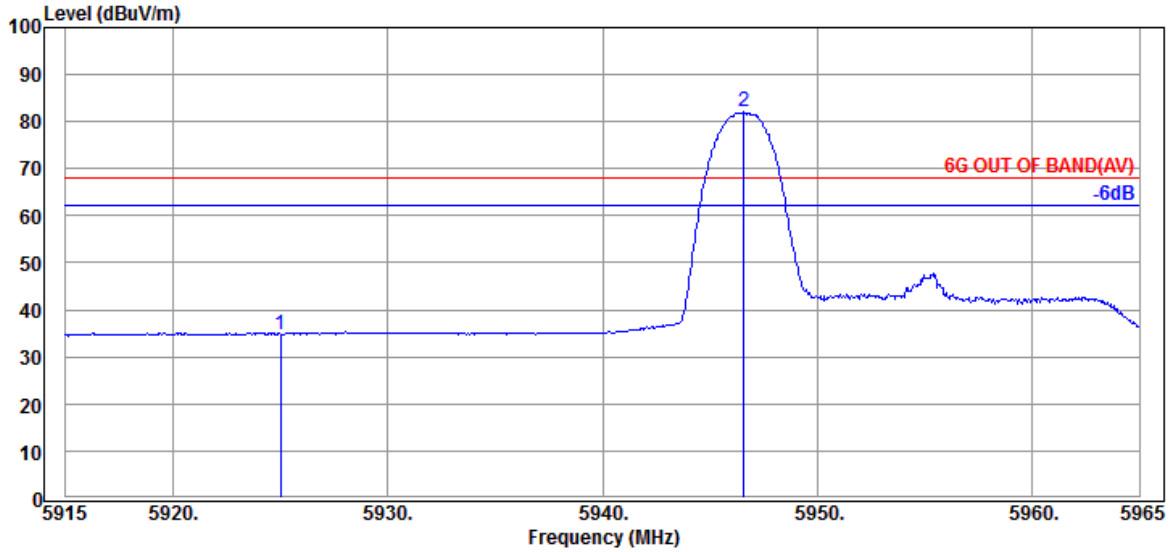

Antenna at Vertical Polarization

	Emission Frequency (MHz)	Antenna Factor (dB/m)	Cable Loss (dB)	Preamp Gain (dB)	Read Level (dBμV)	Emission Level (dBμV/m)	Limits (dBμV/m)	Margin (dB)	Detector
	5925.000	34.23	9.30	39.35	30.67	34.85	68.20	33.35	Average
@	5946.600	34.30	9.30	39.35	77.89	82.14	---	---	Average

Remark: The "@" means fundamental frequency, it is ignored in this section.

This test report may be reproduced in full only. The document may only be updated by Audix Technology Corp. personnel. Any changes will be noted in the Document History section of the report.

Audix Technology Corp.
No. 491, Zhongfu Rd., Linkou Dist.,
New Taipei City244, Taiwan
Tel: +886 2 26099301
Fax: +886 2 26099303

Tones	52T	RU Index	37
Mode	802.11ax-HE20	U-NII Band	5
		Frequency	TX 5955MHz

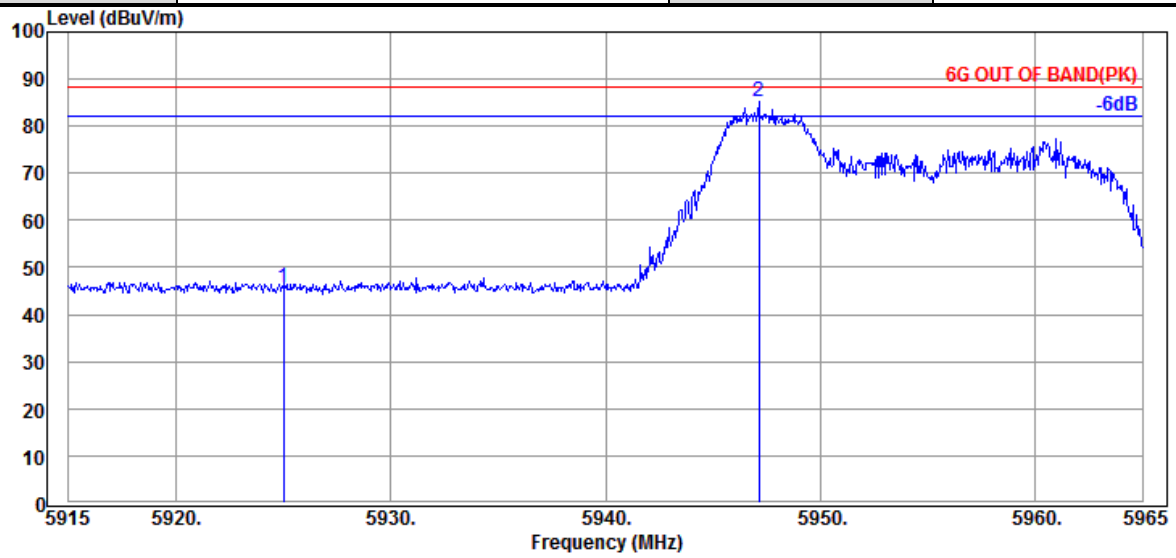

Antenna at Horizontal Polarization

Emission Frequency (MHz)	Antenna Factor (dB/m)	Cable Loss (dB)	Preamp Gain (dB)	Read Level (dBμV)	Emission Level (dBμV/m)	Limits (dBμV/m)	Margin (dB)	Detector
5925.000	34.23	9.30	39.35	41.44	45.62	88.20	42.58	Peak
@ 5947.150	34.30	9.30	39.35	81.00	85.25	---	---	Peak

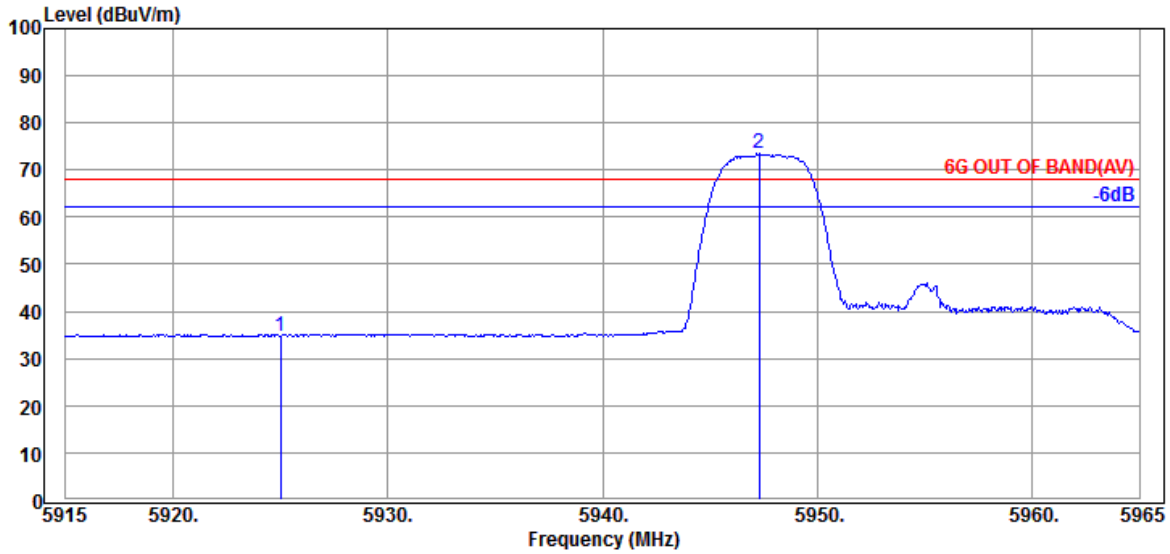

Antenna at Horizontal Polarization

Emission Frequency (MHz)	Antenna Factor (dB/m)	Cable Loss (dB)	Preamp Gain (dB)	Read Level (dBμV)	Emission Level (dBμV/m)	Limits (dBμV/m)	Margin (dB)	Detector
5925.000	34.23	9.30	39.35	30.65	34.83	68.20	33.37	Average
@ 5947.300	34.30	9.30	39.35	69.20	73.45	---	---	Average

Remark: The "@" means fundamental frequency, it is ignored in this section.

This test report may be reproduced in full only. The document may only be updated by Audix Technology Corp. personnel. Any changes will be noted in the Document History section of the report.

Audix Technology Corp.
No. 491, Zhongfu Rd., Linkou Dist.,
New Taipei City244, Taiwan
Tel: +886 2 26099301
Fax: +886 2 26099303

Tones	52T	RU Index	37
Mode	802.11ax-HE20	U-NII Band	5
		Frequency	TX 5955MHz

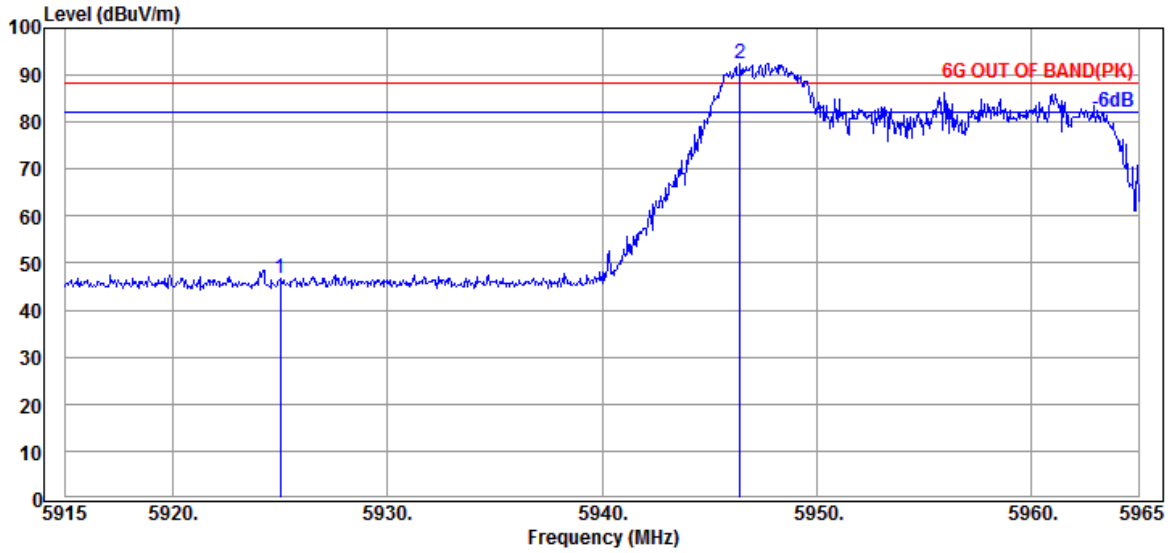

Antenna at Vertical Polarization

Emission Frequency (MHz)	Antenna Factor (dB/m)	Cable Loss (dB)	Preamp Gain (dB)	Read Level (dBμV)	Emission Level (dBμV/m)	Limits (dBμV/m)	Margin (dB)	Detector
5925.000	34.23	9.30	39.35	42.41	46.59	88.20	41.61	Peak
@ 5946.450	34.30	9.30	39.35	88.22	92.47	---	---	Peak

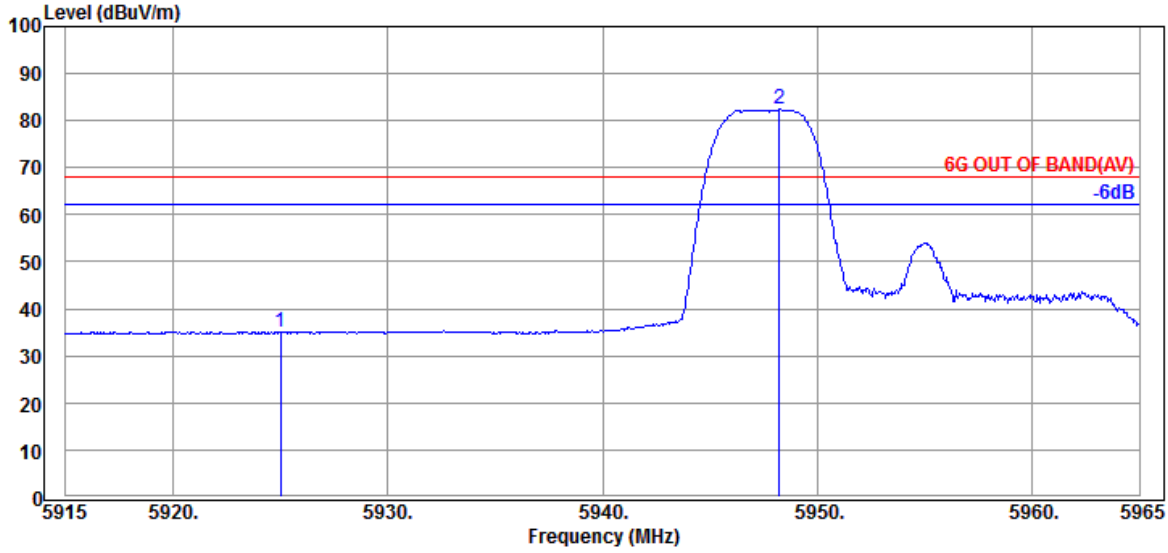

Antenna at Vertical Polarization

Emission Frequency (MHz)	Antenna Factor (dB/m)	Cable Loss (dB)	Preamp Gain (dB)	Read Level (dBμV)	Emission Level (dBμV/m)	Limits (dBμV/m)	Margin (dB)	Detector
5925.000	34.23	9.30	39.35	30.81	34.99	68.20	33.21	Average
@ 5948.250	34.30	9.30	39.35	78.12	82.37	---	---	Average

Remark: The "@" means fundamental frequency, it is ignored in this section.

This test report may be reproduced in full only. The document may only be updated by Audix Technology Corp. personnel. Any changes will be noted in the Document History section of the report.

Audix Technology Corp.
No. 491, Zhongfu Rd., Linkou Dist.,
New Taipei City244, Taiwan
Tel: +886 2 26099301
Fax: +886 2 26099303

Tones	52T	RU Index	40
Mode	802.11ax-HE20	U-NII Band	8
		Frequency	TX 7115MHz

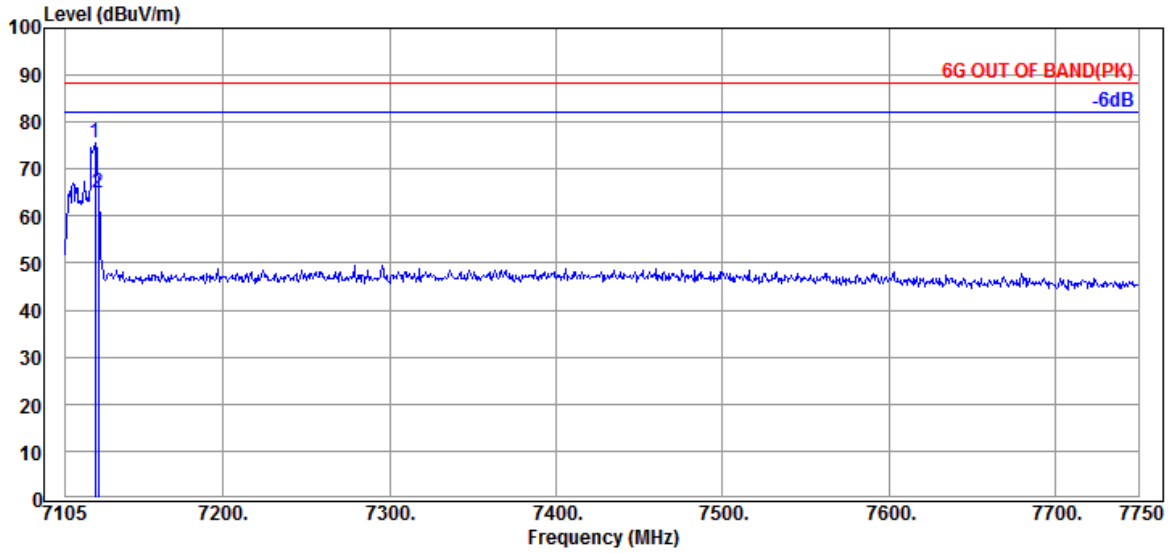

Antenna at Horizontal Polarization

Emission Frequency (MHz)	Antenna Factor (dB/m)	Cable Loss (dB)	Preamp Gain (dB)	Read Level (dBμV)	Emission Level (dBμV/m)	Limits (dBμV/m)	Margin (dB)	Detector
@ 7123.060	35.87	9.82	39.50	69.33	75.52	---	---	Peak
7125.000	35.87	9.82	39.50	58.70	64.89	88.20	23.31	Peak

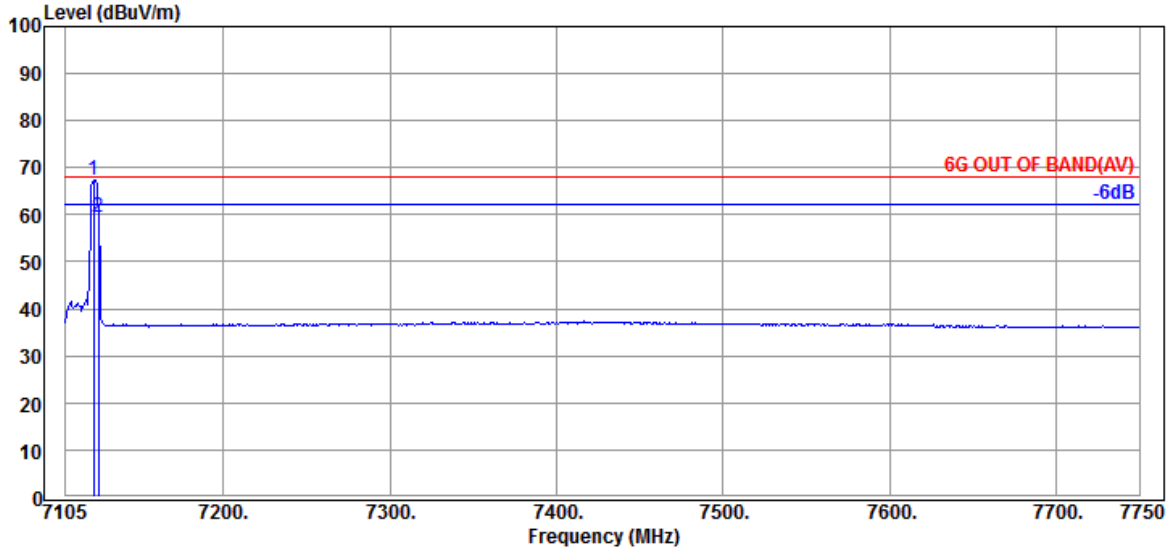

Antenna at Horizontal Polarization

Emission Frequency (MHz)	Antenna Factor (dB/m)	Cable Loss (dB)	Preamp Gain (dB)	Read Level (dBμV)	Emission Level (dBμV/m)	Limits (dBμV/m)	Margin (dB)	Detector
@ 7121.770	35.87	9.82	39.50	61.04	67.23	---	---	Average
7125.000	35.87	9.82	39.50	53.32	59.51	68.20	8.69	Average

Remark: The "@" means fundamental frequency, it is ignored in this section.

This test report may be reproduced in full only. The document may only be updated by Audix Technology Corp. personnel. Any changes will be noted in the Document History section of the report.

Audix Technology Corp.
No. 491, Zhongfu Rd., Linkou Dist.,
New Taipei City244, Taiwan
Tel: +886 2 26099301
Fax: +886 2 26099303

Tones	52T	RU Index	40
Mode	802.11ax-HE20	U-NII Band	8
		Frequency	TX 7115MHz

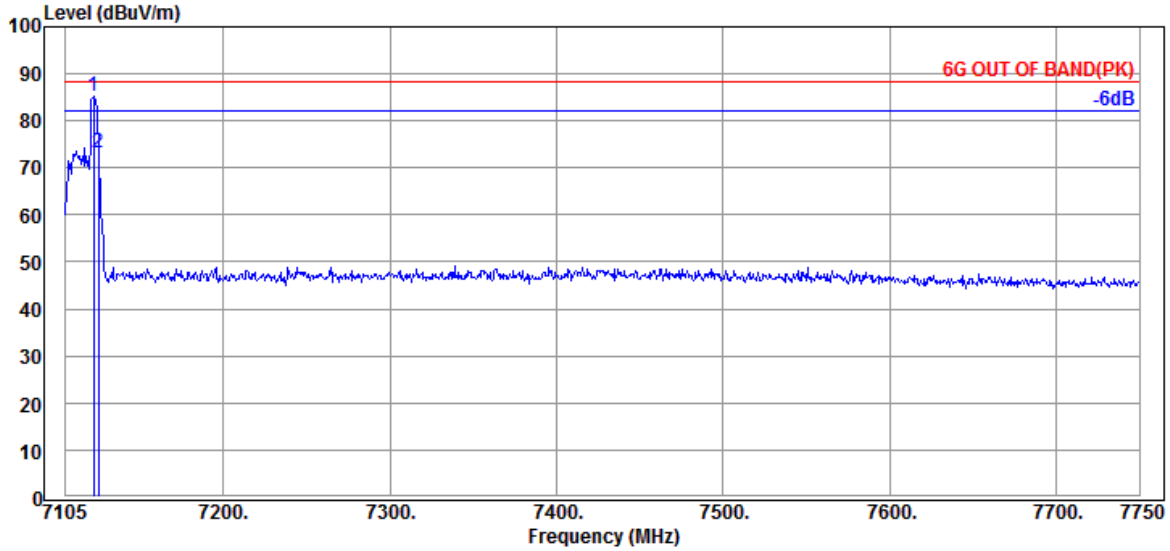

Antenna at Vertical Polarization

Emission Frequency (MHz)	Antenna Factor (dB/m)	Cable Loss (dB)	Preamp Gain (dB)	Read Level (dBμV)	Emission Level (dBμV/m)	Limits (dBμV/m)	Margin (dB)	Detector
@ 7121.770	35.87	9.82	39.50	78.94	85.13	---	---	Peak
7125.000	35.87	9.82	39.50	67.02	73.21	88.20	14.99	Peak

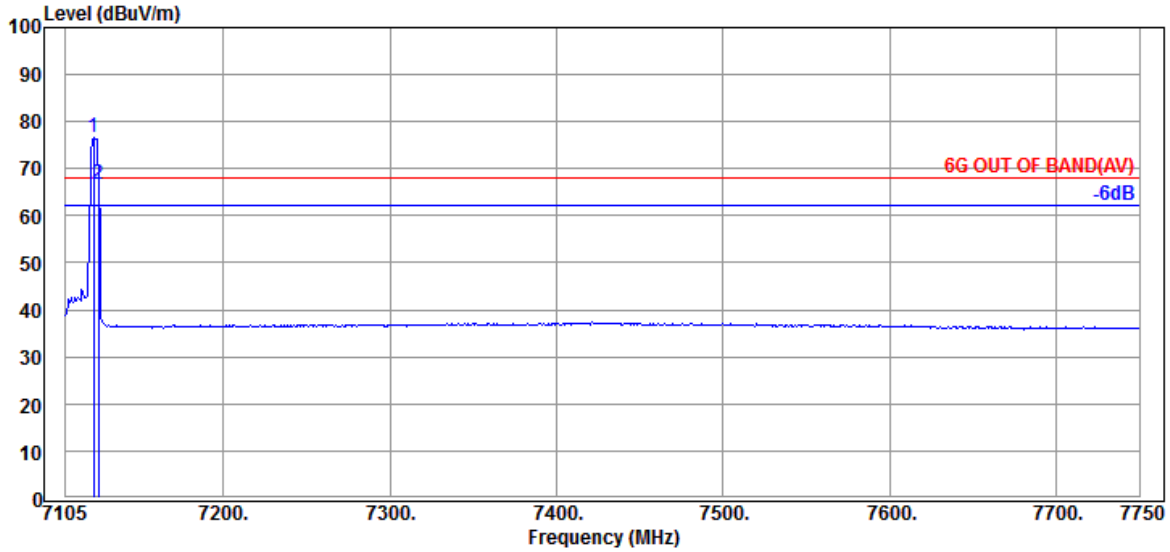

Antenna at Vertical Polarization

Emission Frequency (MHz)	Antenna Factor (dB/m)	Cable Loss (dB)	Preamp Gain (dB)	Read Level (dBμV)	Emission Level (dBμV/m)	Limits (dBμV/m)	Margin (dB)	Detector
@ 7121.770	35.87	9.82	39.50	70.43	76.62	---	---	Average
7125.000	35.87	9.82	39.50	60.39	66.58	68.20	1.62	Average

Remark: The "@" means fundamental frequency, it is ignored in this section.

This test report may be reproduced in full only. The document may only be updated by Audix Technology Corp. personnel. Any changes will be noted in the Document History section of the report.

Audix Technology Corp.
No. 491, Zhongfu Rd., Linkou Dist.,
New Taipei City244, Taiwan
Tel: +886 2 26099301
Fax: +886 2 26099303

Tones	52T	RU Index	44
Mode	802.11ax-HE40	U-NII Band	8
		Frequency	TX 7085MHz

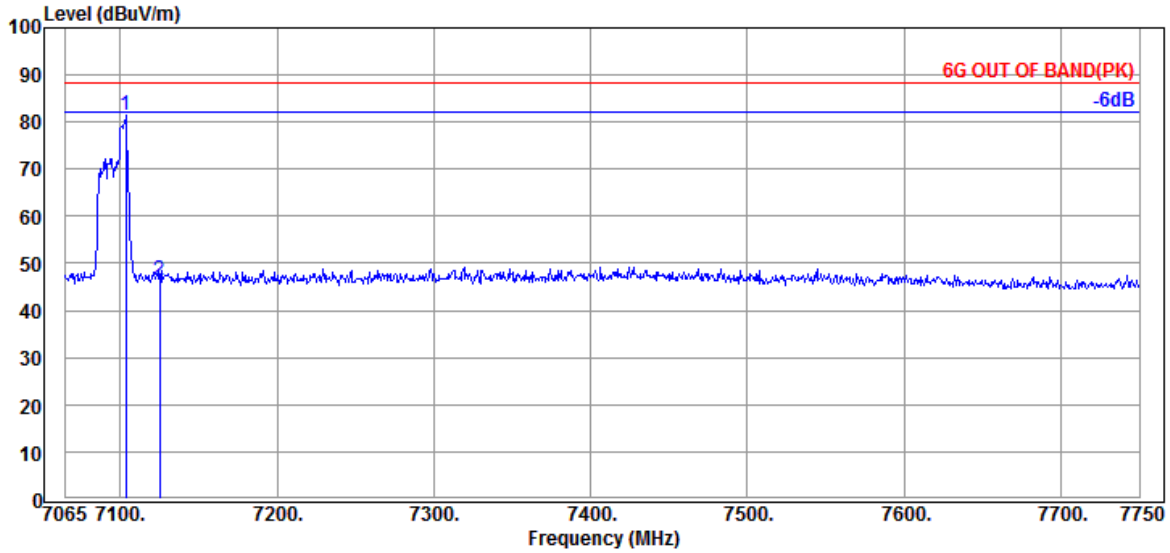

Antenna at Horizontal Polarization

Emission Frequency (MHz)	Antenna Factor (dB/m)	Cable Loss (dB)	Preamp Gain (dB)	Read Level (dBμV)	Emission Level (dBμV/m)	Limits (dBμV/m)	Margin (dB)	Detector
@ 7103.360	35.80	9.80	39.49	75.20	81.31	---	---	Peak
7125.000	35.87	9.82	39.50	40.30	46.49	88.20	41.71	Peak

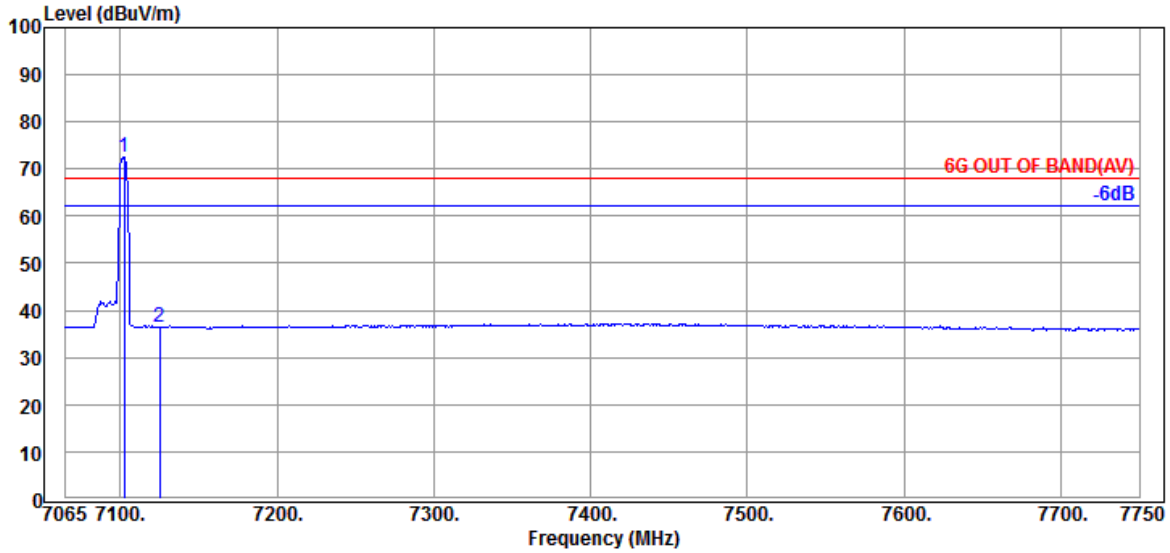

Antenna at Horizontal Polarization

Emission Frequency (MHz)	Antenna Factor (dB/m)	Cable Loss (dB)	Preamp Gain (dB)	Read Level (dBμV)	Emission Level (dBμV/m)	Limits (dBμV/m)	Margin (dB)	Detector
@ 7102.675	35.80	9.80	39.49	66.40	72.51	---	---	Average
7125.000	35.87	9.82	39.50	30.22	36.41	68.20	31.79	Average

Remark: The "@" means fundamental frequency, it is ignored in this section.

This test report may be reproduced in full only. The document may only be updated by Audix Technology Corp. personnel. Any changes will be noted in the Document History section of the report.

Audix Technology Corp.
No. 491, Zhongfu Rd., Linkou Dist.,
New Taipei City244, Taiwan
Tel: +886 2 26099301
Fax: +886 2 26099303

Tones	52T	RU Index	44
Mode	802.11ax-HE40	U-NII Band	8
		Frequency	TX 7085MHz

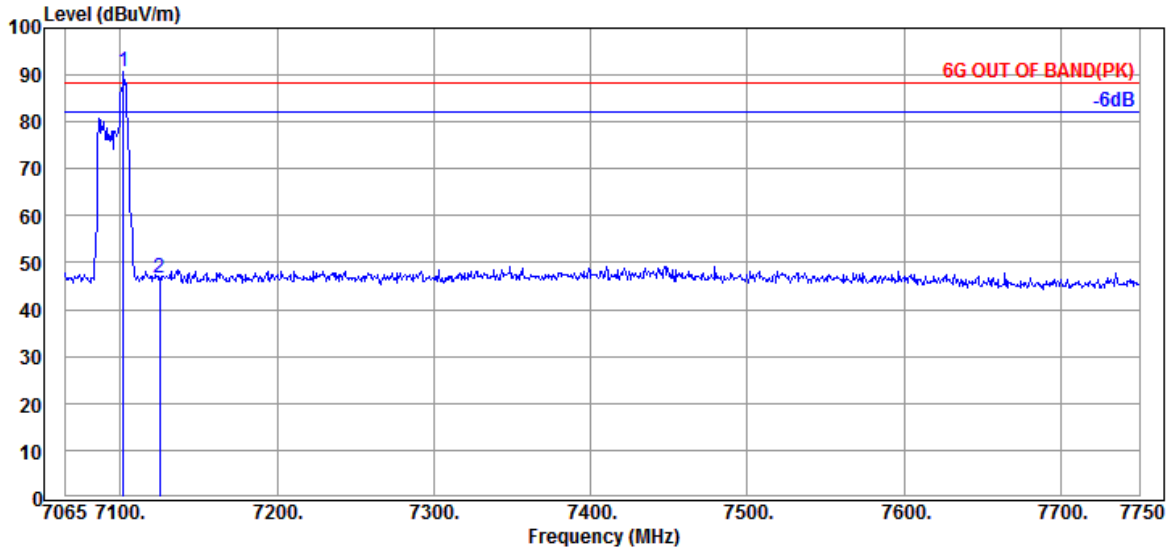

Antenna at Vertical Polarization

Emission Frequency (MHz)	Antenna Factor (dB/m)	Cable Loss (dB)	Preamp Gain (dB)	Read Level (dBμV)	Emission Level (dBμV/m)	Limits (dBμV/m)	Margin (dB)	Detector
@ 7101.990	35.80	9.80	39.49	84.55	90.66	---	---	Peak
7125.000	35.87	9.82	39.50	40.71	46.90	88.20	41.30	Peak

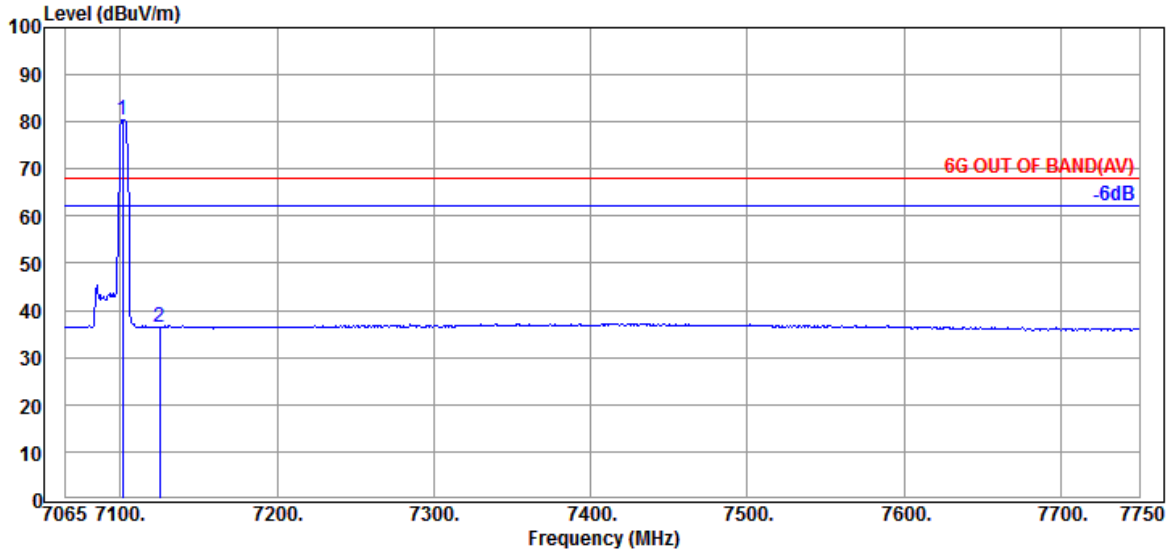

Antenna at Vertical Polarization

Emission Frequency (MHz)	Antenna Factor (dB/m)	Cable Loss (dB)	Preamp Gain (dB)	Read Level (dBμV)	Emission Level (dBμV/m)	Limits (dBμV/m)	Margin (dB)	Detector
@ 7101.305	35.80	9.80	39.49	74.42	80.53	---	---	Average
7125.000	35.87	9.82	39.50	30.26	36.45	68.20	31.75	Average

Remark: The "@" means fundamental frequency, it is ignored in this section.

This test report may be reproduced in full only. The document may only be updated by Audix Technology Corp. personnel. Any changes will be noted in the Document History section of the report.

Audix Technology Corp.
No. 491, Zhongfu Rd., Linkou Dist.,
New Taipei City244, Taiwan
Tel: +886 2 26099301
Fax: +886 2 26099303

Tones	106T	RU Index	53
Mode	802.11ax-HE20	U-NII Band	5
		Frequency	TX 5955MHz

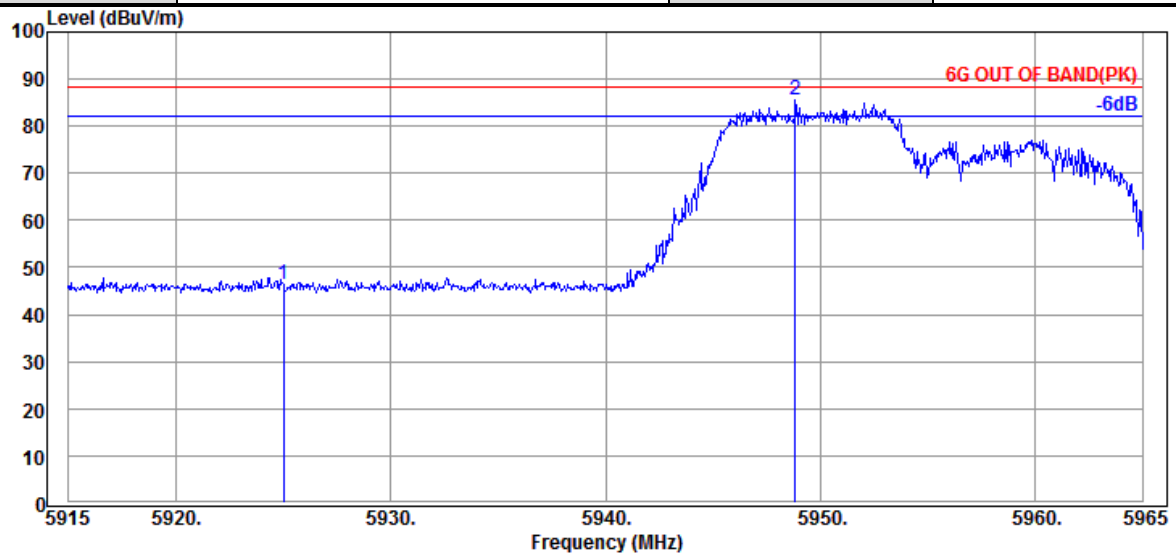

Antenna at Horizontal Polarization

Emission Frequency (MHz)	Antenna Factor (dB/m)	Cable Loss (dB)	Preamp Gain (dB)	Read Level (dBμV)	Emission Level (dBμV/m)	Limits (dBμV/m)	Margin (dB)	Detector
5925.000	34.23	9.30	39.35	42.31	46.49	88.20	41.71	Peak
@ 5948.850	34.30	9.30	39.35	81.36	85.61	---	---	Peak

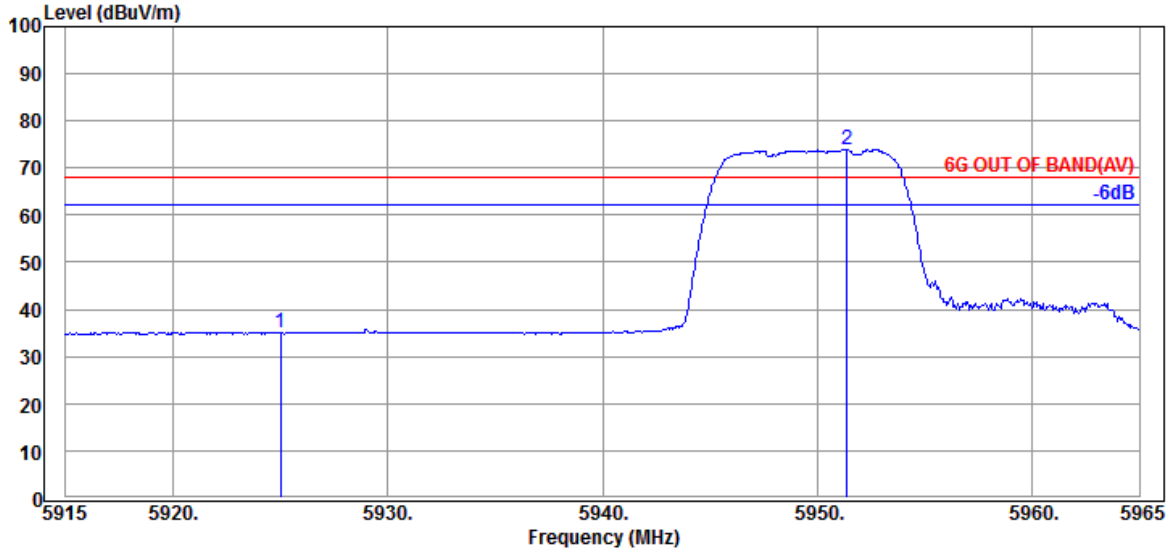

Antenna at Horizontal Polarization

Emission Frequency (MHz)	Antenna Factor (dB/m)	Cable Loss (dB)	Preamp Gain (dB)	Read Level (dBμV)	Emission Level (dBμV/m)	Limits (dBμV/m)	Margin (dB)	Detector
5925.000	34.23	9.30	39.35	30.77	34.95	68.20	33.25	Average
@ 5951.400	34.30	9.30	39.35	69.65	73.90	---	---	Average

Remark: The "@" means fundamental frequency, it is ignored in this section.

This test report may be reproduced in full only. The document may only be updated by Audix Technology Corp. personnel. Any changes will be noted in the Document History section of the report.

Audix Technology Corp.
No. 491, Zhongfu Rd., Linkou Dist.,
New Taipei City244, Taiwan
Tel: +886 2 26099301
Fax: +886 2 26099303

Tones	106T	RU Index	53
Mode	802.11ax-HE20	U-NII Band	5
		Frequency	TX 5955MHz

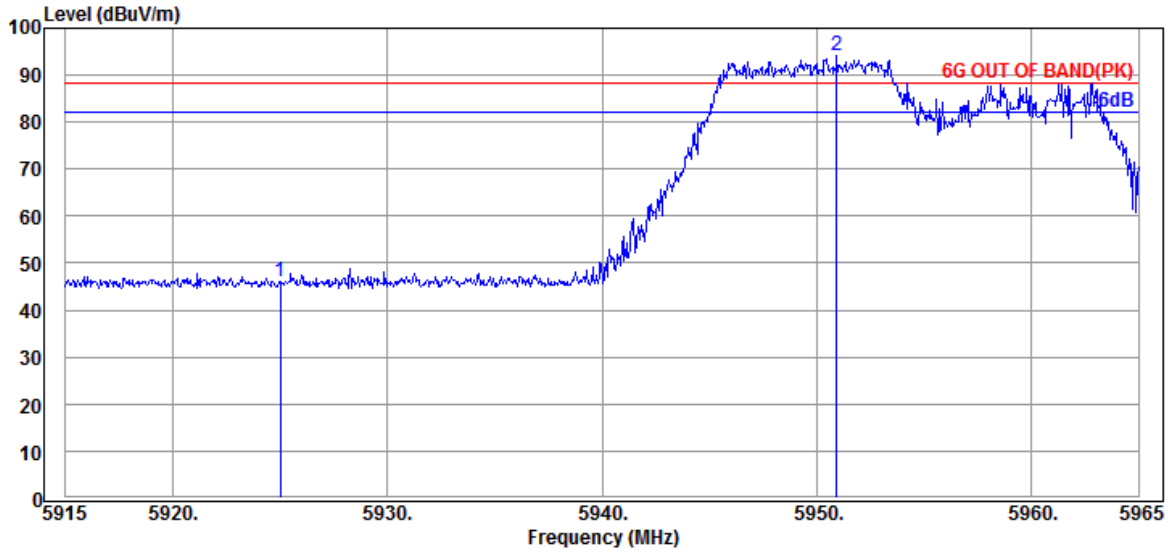

Antenna at Vertical Polarization

	Emission Frequency (MHz)	Antenna Factor (dB/m)	Cable Loss (dB)	Preamp Gain (dB)	Read Level (dBμV)	Emission Level (dBμV/m)	Limits (dBμV/m)	Margin (dB)	Detector
	5925.000	34.23	9.30	39.35	41.96	46.14	88.20	42.06	Peak
@	5950.950	34.30	9.30	39.35	89.85	94.10	---	---	Peak

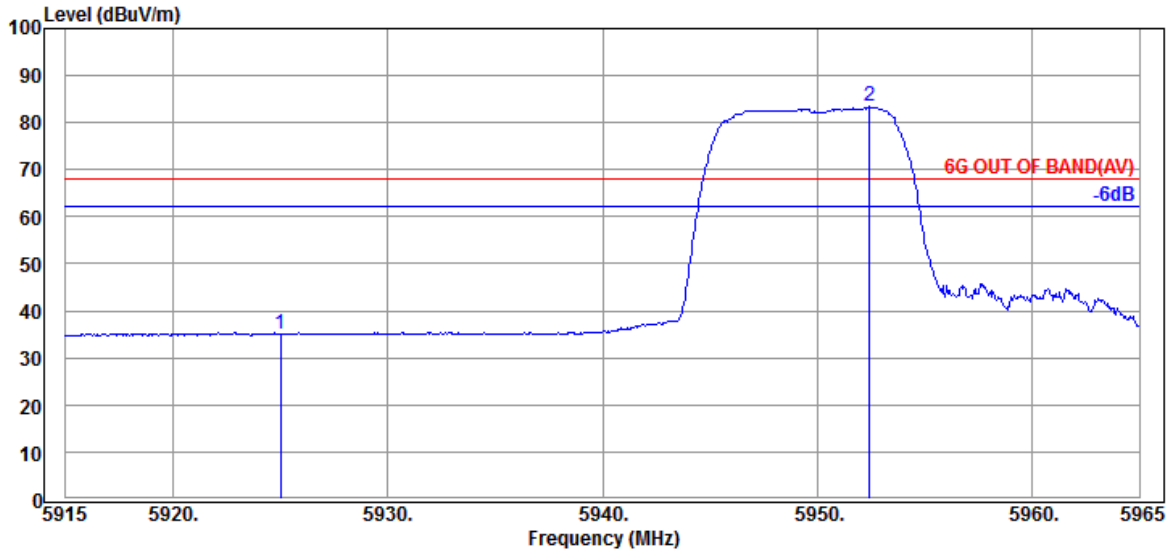

Antenna at Vertical Polarization

	Emission Frequency (MHz)	Antenna Factor (dB/m)	Cable Loss (dB)	Preamp Gain (dB)	Read Level (dBμV)	Emission Level (dBμV/m)	Limits (dBμV/m)	Margin (dB)	Detector
	5925.000	34.23	9.30	39.35	30.86	35.04	68.20	33.16	Average
@	5952.450	34.30	9.30	39.35	79.09	83.34	---	---	Average

Remark: The "@" means fundamental frequency, it is ignored in this section.

This test report may be reproduced in full only. The document may only be updated by Audix Technology Corp. personnel. Any changes will be noted in the Document History section of the report.

Audix Technology Corp.
No. 491, Zhongfu Rd., Linkou Dist.,
New Taipei City244, Taiwan
Tel: +886 2 26099301
Fax: +886 2 26099303

Tones	106T	RU Index	54
Mode	802.11ax-HE20	U-NII Band	8
		Frequency	TX 7115MHz

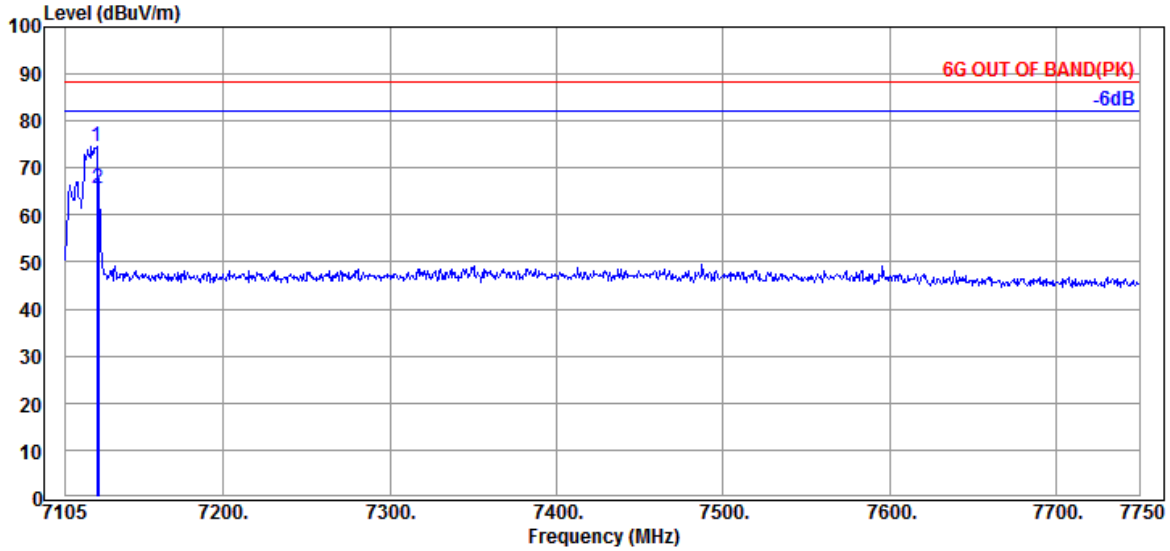

Antenna at Horizontal Polarization

Emission Frequency (MHz)	Antenna Factor (dB/m)	Cable Loss (dB)	Preamp Gain (dB)	Read Level (dBμV)	Emission Level (dBμV/m)	Limits (dBμV/m)	Margin (dB)	Detector
@ 7123.705	35.87	9.82	39.50	68.27	74.46	---	---	Peak
7125.000	35.87	9.82	39.50	59.38	65.57	88.20	22.63	Peak

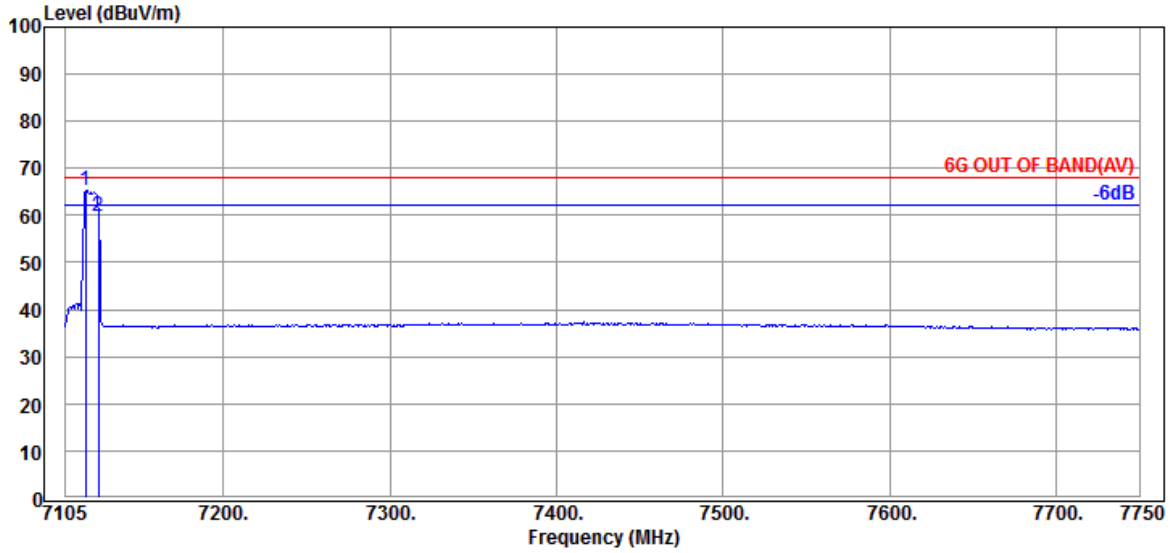

Antenna at Horizontal Polarization

Emission Frequency (MHz)	Antenna Factor (dB/m)	Cable Loss (dB)	Preamp Gain (dB)	Read Level (dBμV)	Emission Level (dBμV/m)	Limits (dBμV/m)	Margin (dB)	Detector
@ 7117.255	35.87	9.82	39.50	59.00	65.19	---	---	Average
7125.000	35.87	9.82	39.50	53.50	59.69	68.20	8.51	Average

Remark: The "@" means fundamental frequency, it is ignored in this section.

This test report may be reproduced in full only. The document may only be updated by Audix Technology Corp. personnel. Any changes will be noted in the Document History section of the report.

Audix Technology Corp.
No. 491, Zhongfu Rd., Linkou Dist.,
New Taipei City244, Taiwan
Tel: +886 2 26099301
Fax: +886 2 26099303

Tones	106T	RU Index	54
Mode	802.11ax-HE20	U-NII Band	8
		Frequency	TX 7115MHz

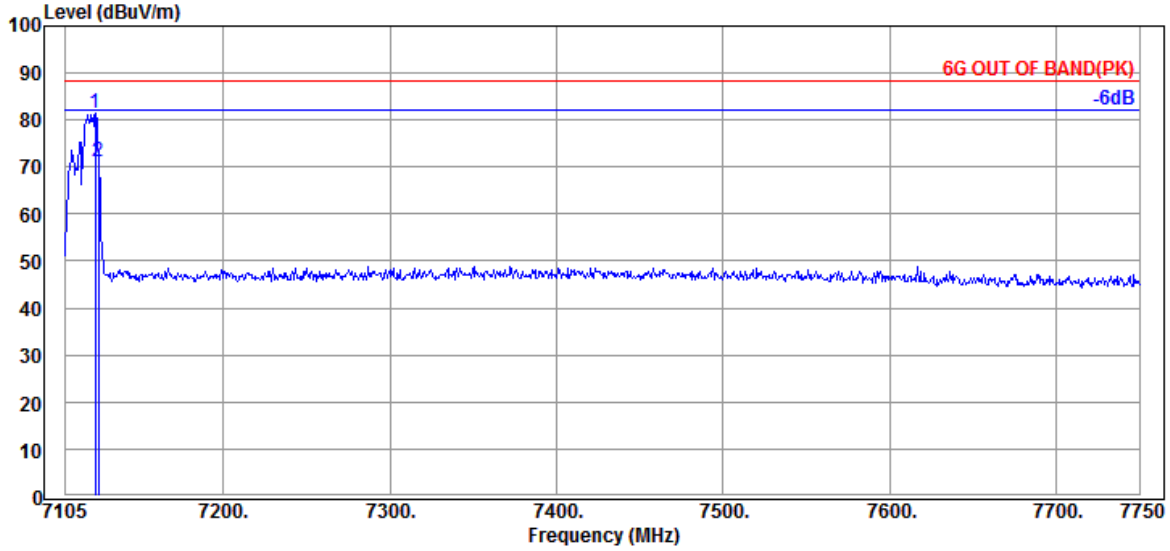

Antenna at Vertical Polarization

Emission Frequency (MHz)	Antenna Factor (dB/m)	Cable Loss (dB)	Preamp Gain (dB)	Read Level (dBμV)	Emission Level (dBμV/m)	Limits (dBμV/m)	Margin (dB)	Detector
@ 7123.060	35.87	9.82	39.50	75.31	81.50	---	---	Peak
7125.000	35.87	9.82	39.50	65.03	71.22	88.20	16.98	Peak

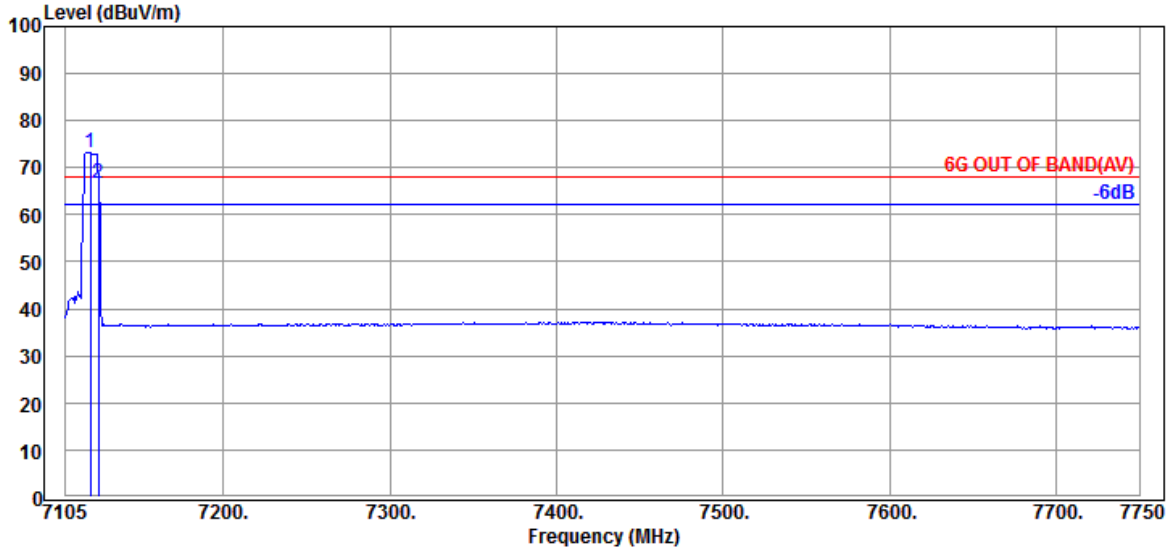

Antenna at Vertical Polarization

Emission Frequency (MHz)	Antenna Factor (dB/m)	Cable Loss (dB)	Preamp Gain (dB)	Read Level (dBμV)	Emission Level (dBμV/m)	Limits (dBμV/m)	Margin (dB)	Detector
@ 7119.835	35.87	9.82	39.50	67.04	73.23	---	---	Average
7125.000	35.87	9.82	39.50	60.36	66.55	68.20	1.65	Average

Remark: The "@" means fundamental frequency, it is ignored in this section.

This test report may be reproduced in full only. The document may only be updated by Audix Technology Corp. personnel. Any changes will be noted in the Document History section of the report.

Audix Technology Corp.
No. 491, Zhongfu Rd., Linkou Dist.,
New Taipei City244, Taiwan
Tel: +886 2 26099301
Fax: +886 2 26099303

Tones	106T	RU Index	56
Mode	802.11ax-HE40	U-NII Band	8
		Frequency	TX 7085MHz

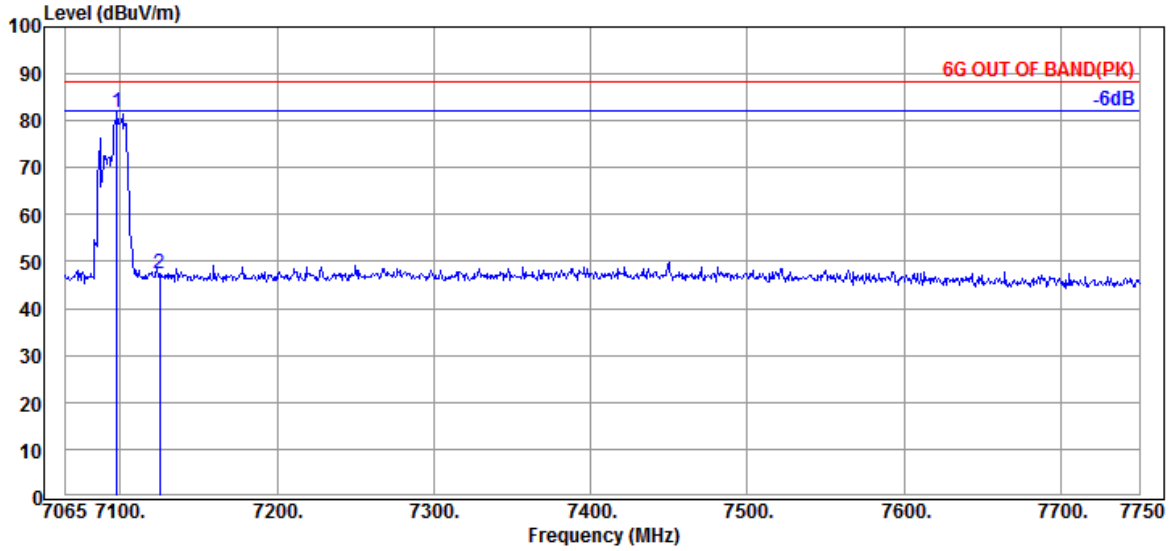

Antenna at Horizontal Polarization

Emission Frequency (MHz)	Antenna Factor (dB/m)	Cable Loss (dB)	Preamp Gain (dB)	Read Level (dBμV)	Emission Level (dBμV/m)	Limits (dBμV/m)	Margin (dB)	Detector
@ 7097.880	35.80	9.80	39.49	75.64	81.75	---	---	Peak
7125.000	35.87	9.82	39.50	41.23	47.42	88.20	40.78	Peak

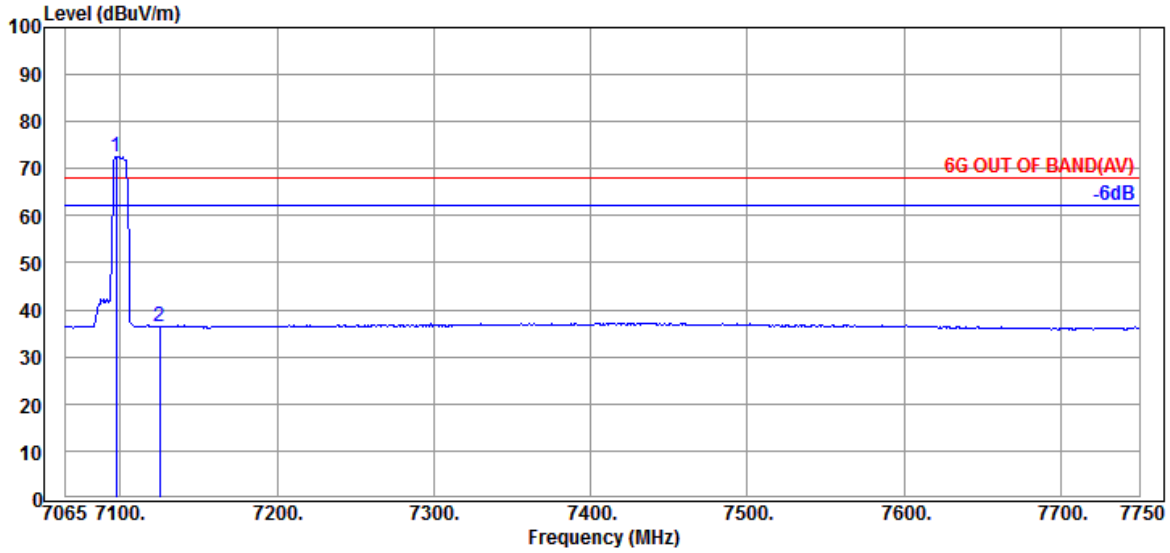

Antenna at Horizontal Polarization

Emission Frequency (MHz)	Antenna Factor (dB/m)	Cable Loss (dB)	Preamp Gain (dB)	Read Level (dBμV)	Emission Level (dBμV/m)	Limits (dBμV/m)	Margin (dB)	Detector
@ 7097.195	35.80	9.80	39.49	66.47	72.58	---	---	Average
7125.000	35.87	9.82	39.50	30.27	36.46	68.20	31.74	Average

Remark: The "@" means fundamental frequency, it is ignored in this section.

This test report may be reproduced in full only. The document may only be updated by Audix Technology Corp. personnel. Any changes will be noted in the Document History section of the report.

Audix Technology Corp.
No. 491, Zhongfu Rd., Linkou Dist.,
New Taipei City244, Taiwan
Tel: +886 2 26099301
Fax: +886 2 26099303

Tones	106T	RU Index	56
Mode	802.11ax-HE40	U-NII Band	8
		Frequency	TX 7085MHz

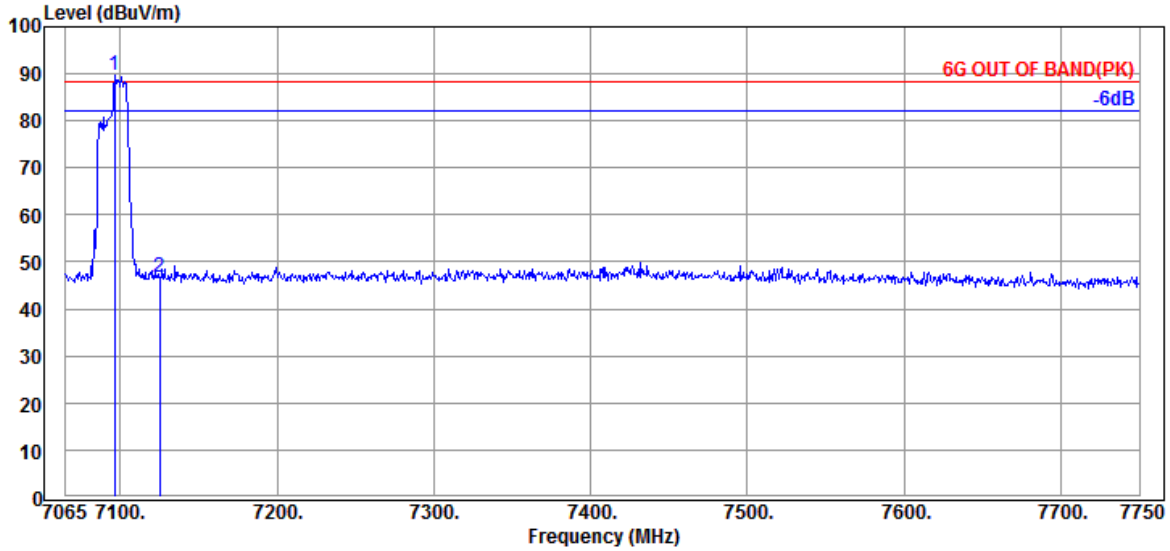

Antenna at Vertical Polarization

Emission Frequency (MHz)	Antenna Factor (dB/m)	Cable Loss (dB)	Preamp Gain (dB)	Read Level (dBμV)	Emission Level (dBμV/m)	Limits (dBμV/m)	Margin (dB)	Detector
@ 7096.510	35.80	9.80	39.49	83.62	89.73	---	---	Peak
7125.000	35.87	9.82	39.50	40.53	46.72	88.20	41.48	Peak

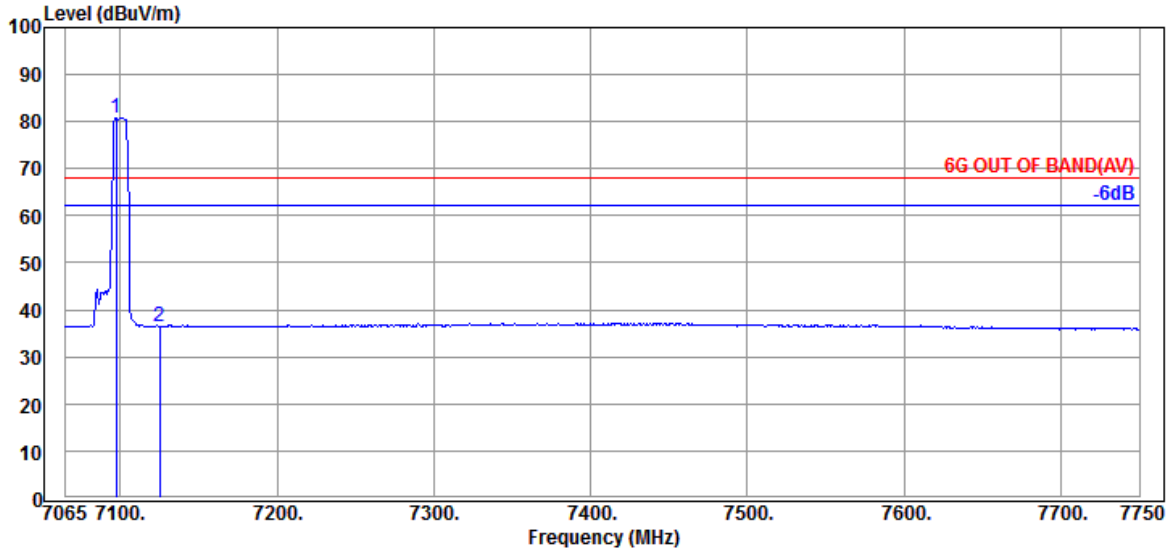

Antenna at Vertical Polarization

Emission Frequency (MHz)	Antenna Factor (dB/m)	Cable Loss (dB)	Preamp Gain (dB)	Read Level (dBμV)	Emission Level (dBμV/m)	Limits (dBμV/m)	Margin (dB)	Detector
@ 7097.195	35.80	9.80	39.49	74.73	80.84	---	---	Average
7125.000	35.87	9.82	39.50	30.38	36.57	68.20	31.63	Average

Remark: The "@" means fundamental frequency, it is ignored in this section.

This test report may be reproduced in full only. The document may only be updated by Audix Technology Corp. personnel. Any changes will be noted in the Document History section of the report.

Audix Technology Corp.
No. 491, Zhongfu Rd., Linkou Dist.,
New Taipei City244, Taiwan
Tel: +886 2 26099301
Fax: +886 2 26099303

Tones	242T	RU Index	61
Mode	802.11ax-HE20	U-NII Band	5
		Frequency	TX 5955MHz

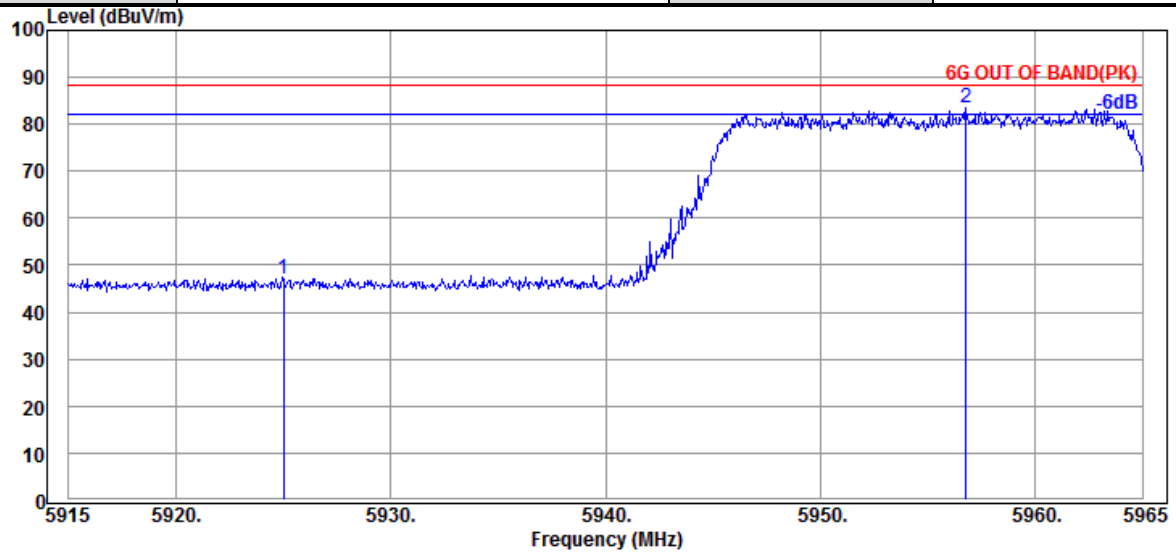

Antenna at Horizontal Polarization

Emission Frequency (MHz)	Antenna Factor (dB/m)	Cable Loss (dB)	Preamp Gain (dB)	Read Level (dBμV)	Emission Level (dBμV/m)	Limits (dBμV/m)	Margin (dB)	Detector
5925.000	34.23	9.30	39.35	43.05	47.23	88.20	40.97	Peak
@ 5956.800	34.30	9.30	39.35	79.36	83.61	---	---	Peak

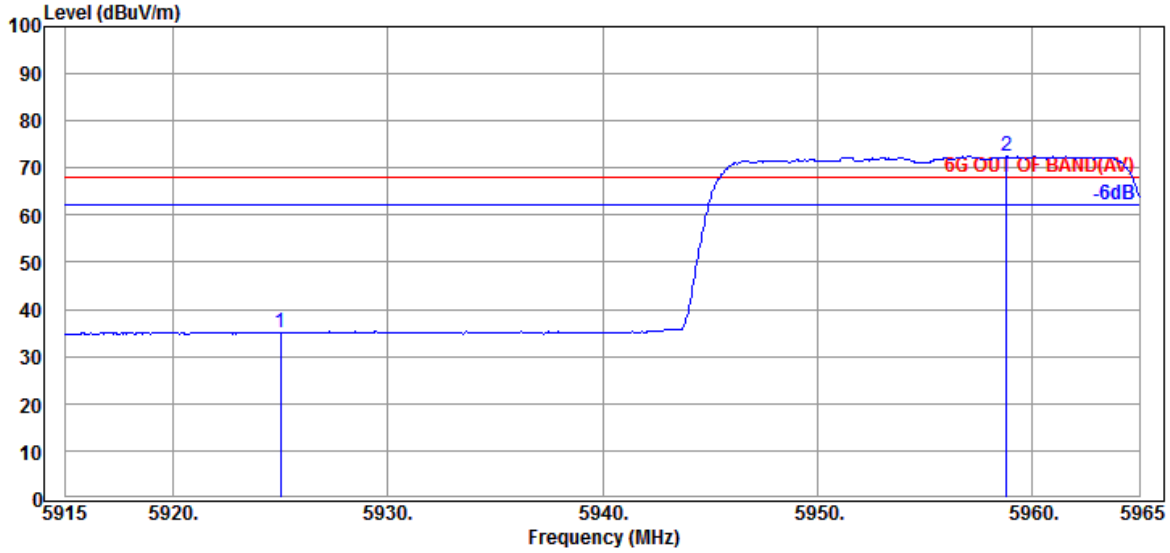

Antenna at Horizontal Polarization

Emission Frequency (MHz)	Antenna Factor (dB/m)	Cable Loss (dB)	Preamp Gain (dB)	Read Level (dBμV)	Emission Level (dBμV/m)	Limits (dBμV/m)	Margin (dB)	Detector
5925.000	34.23	9.30	39.35	30.78	34.96	68.20	33.24	Average
@ 5958.800	34.27	9.31	39.35	68.23	72.46	---	---	Average

Remark: The "@" means fundamental frequency, it is ignored in this section.

This test report may be reproduced in full only. The document may only be updated by Audix Technology Corp. personnel. Any changes will be noted in the Document History section of the report.

Audix Technology Corp.
No. 491, Zhongfu Rd., Linkou Dist.,
New Taipei City244, Taiwan
Tel: +886 2 26099301
Fax: +886 2 26099303

Tones	242T	RU Index	61
Mode	802.11ax-HE20	U-NII Band	5
		Frequency	TX 5955MHz

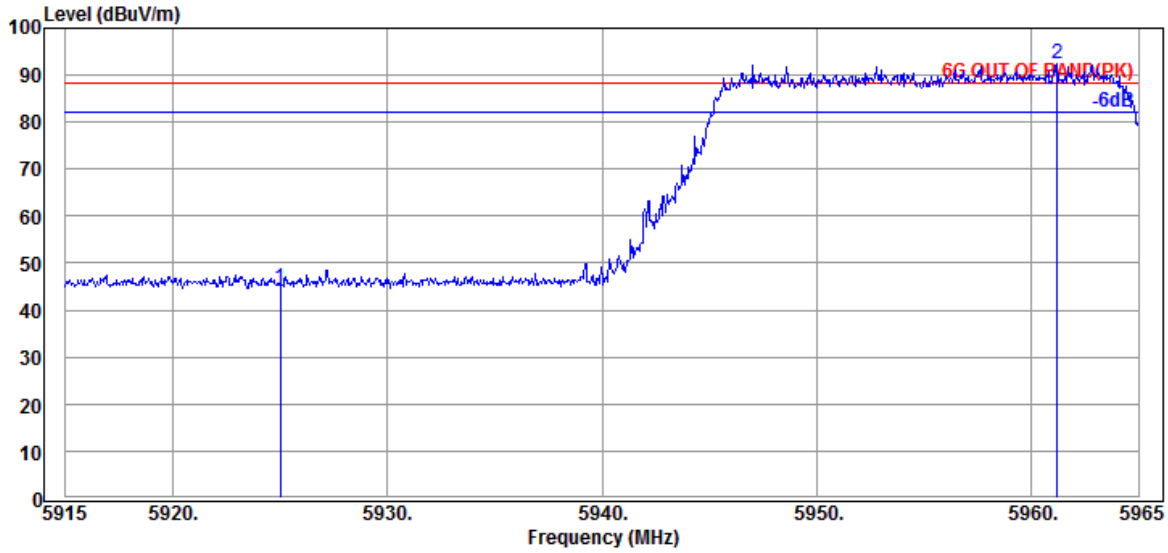

Antenna at Vertical Polarization

Emission Frequency (MHz)	Antenna Factor (dB/m)	Cable Loss (dB)	Preamp Gain (dB)	Read Level (dBμV)	Emission Level (dBμV/m)	Limits (dBμV/m)	Margin (dB)	Detector
5925.000	34.23	9.30	39.35	40.63	44.81	88.20	43.39	Peak
@ 5961.200	34.27	9.31	39.35	88.22	92.45	---	---	Peak

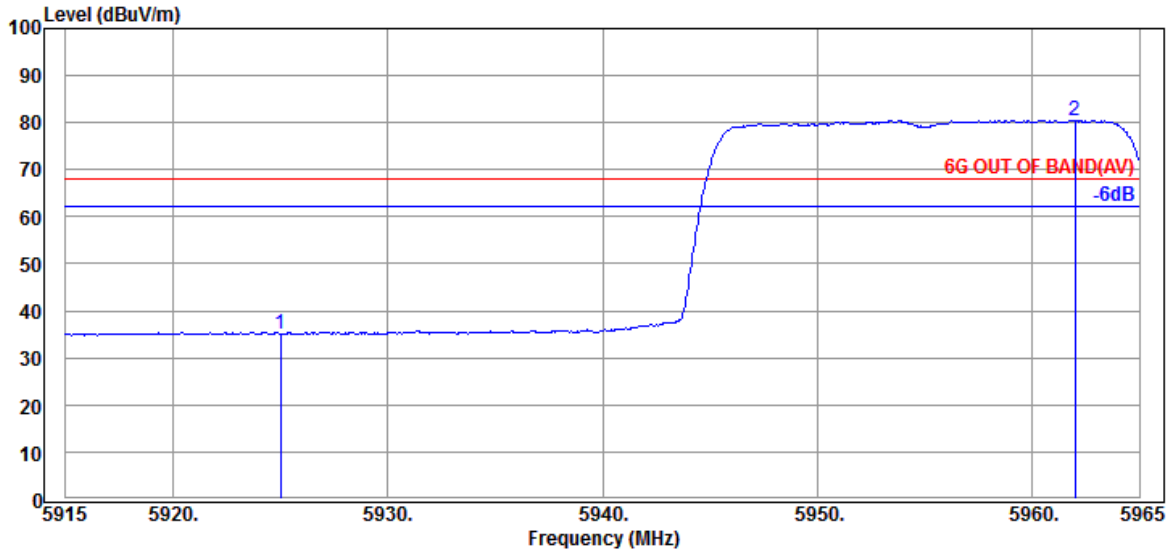

Antenna at Vertical Polarization

Emission Frequency (MHz)	Antenna Factor (dB/m)	Cable Loss (dB)	Preamp Gain (dB)	Read Level (dBμV)	Emission Level (dBμV/m)	Limits (dBμV/m)	Margin (dB)	Detector
5925.000	34.23	9.30	39.35	30.86	35.04	68.20	33.16	Average
@ 5962.000	34.27	9.31	39.35	76.19	80.42	---	---	Average

Remark: The "@" means fundamental frequency, it is ignored in this section.

This test report may be reproduced in full only. The document may only be updated by Audix Technology Corp. personnel. Any changes will be noted in the Document History section of the report.

Audix Technology Corp.
No. 491, Zhongfu Rd., Linkou Dist.,
New Taipei City244, Taiwan
Tel: +886 2 26099301
Fax: +886 2 26099303

Tones	242T	RU Index	62
Mode	802.11ax-HE40	U-NII Band	8
		Frequency	TX 7085MHz

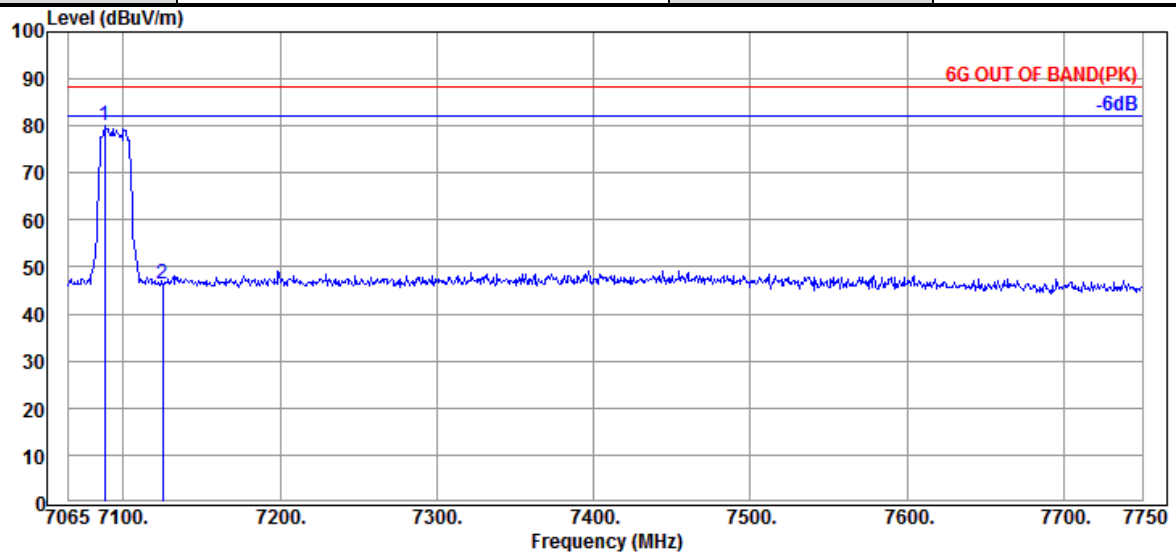

Antenna at Horizontal Polarization

Emission Frequency (MHz)	Antenna Factor (dB/m)	Cable Loss (dB)	Preamp Gain (dB)	Read Level (dBμV)	Emission Level (dBμV/m)	Limits (dBμV/m)	Margin (dB)	Detector
@ 7088.290	35.80	9.80	39.49	74.13	80.24	---	---	Peak
7125.000	35.87	9.82	39.50	40.30	46.49	88.20	41.71	Peak

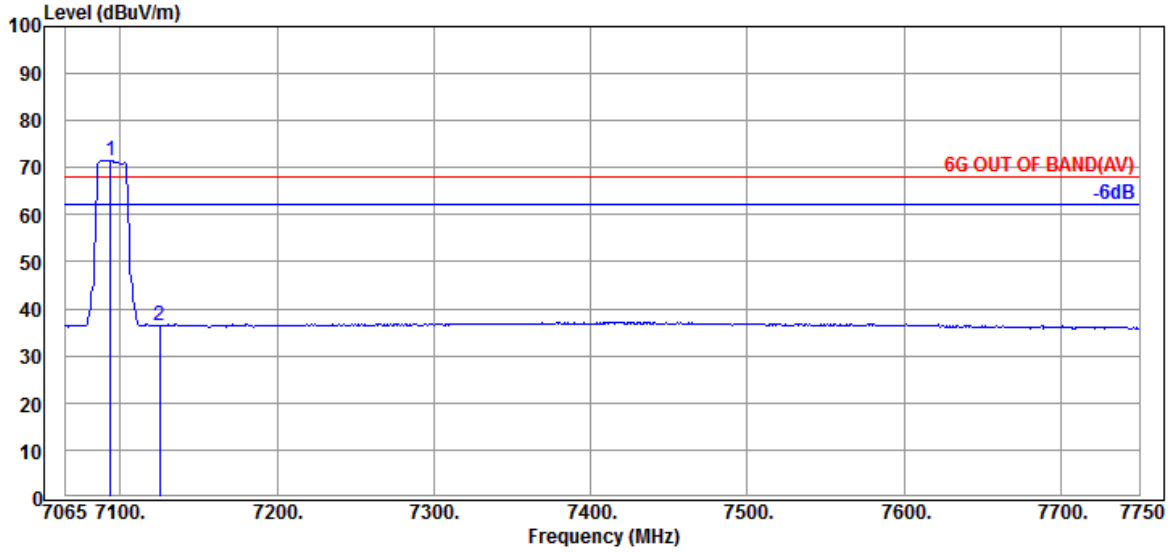

Antenna at Horizontal Polarization

Emission Frequency (MHz)	Antenna Factor (dB/m)	Cable Loss (dB)	Preamp Gain (dB)	Read Level (dBμV)	Emission Level (dBμV/m)	Limits (dBμV/m)	Margin (dB)	Detector
@ 7093.770	35.80	9.80	39.49	65.46	71.57	---	---	Average
7125.000	35.87	9.82	39.50	30.23	36.42	68.20	31.78	Average

Remark: The "@" means fundamental frequency, it is ignored in this section.

This test report may be reproduced in full only. The document may only be updated by Audix Technology Corp. personnel. Any changes will be noted in the Document History section of the report.

Audix Technology Corp.
No. 491, Zhongfu Rd., Linkou Dist.,
New Taipei City244, Taiwan
Tel: +886 2 26099301
Fax: +886 2 26099303

Tones	242T	RU Index	62
Mode	802.11ax-HE40	U-NII Band	8
		Frequency	TX 7085MHz

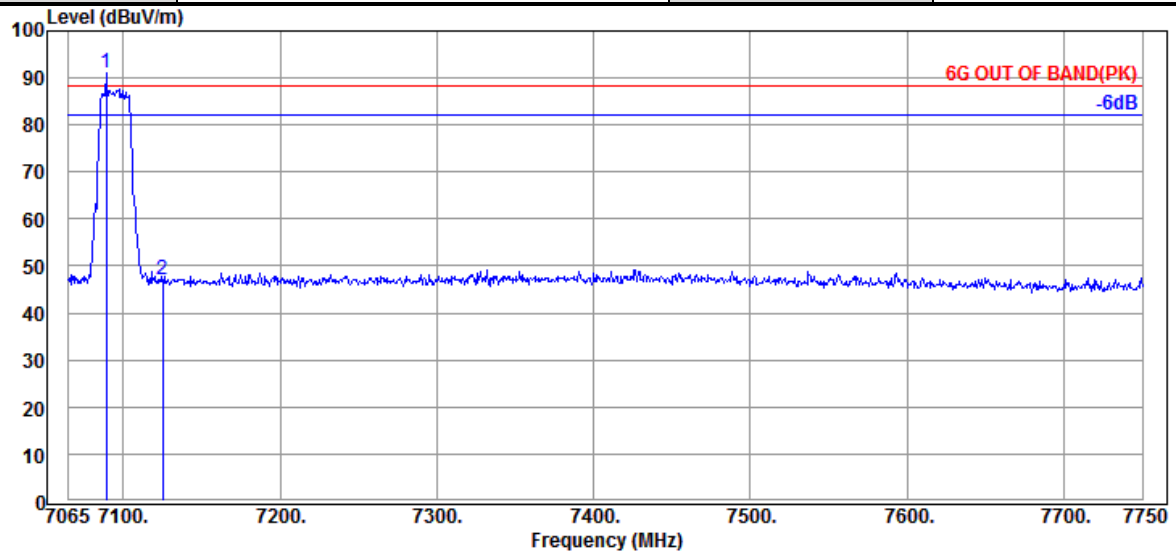

Antenna at Vertical Polarization

Emission Frequency (MHz)	Antenna Factor (dB/m)	Cable Loss (dB)	Preamp Gain (dB)	Read Level (dBμV)	Emission Level (dBμV/m)	Limits (dBμV/m)	Margin (dB)	Detector
@ 7088.975	35.80	9.80	39.49	84.87	90.98	---	---	Peak
7125.000	35.87	9.82	39.50	40.85	47.04	88.20	41.16	Peak

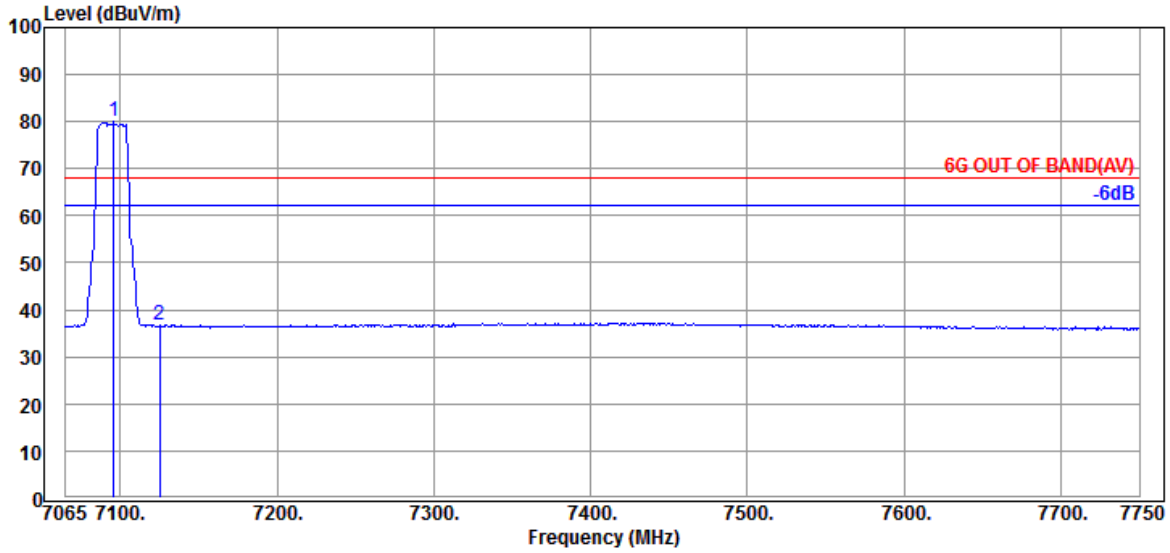

Antenna at Vertical Polarization

Emission Frequency (MHz)	Antenna Factor (dB/m)	Cable Loss (dB)	Preamp Gain (dB)	Read Level (dBμV)	Emission Level (dBμV/m)	Limits (dBμV/m)	Margin (dB)	Detector
@ 7095.825	35.80	9.80	39.49	73.81	79.92	---	---	Average
7125.000	35.87	9.82	39.50	30.44	36.63	68.20	31.57	Average

Remark: The "@" means fundamental frequency, it is ignored in this section.

This test report may be reproduced in full only. The document may only be updated by Audix Technology Corp. personnel. Any changes will be noted in the Document History section of the report.

Audix Technology Corp.
No. 491, Zhongfu Rd., Linkou Dist.,
New Taipei City244, Taiwan
Tel: +886 2 26099301
Fax: +886 2 26099303

Tones	484T	RU Index	65
Mode	802.11ax-HE40	U-NII Band	5
		Frequency	TX5965MHz

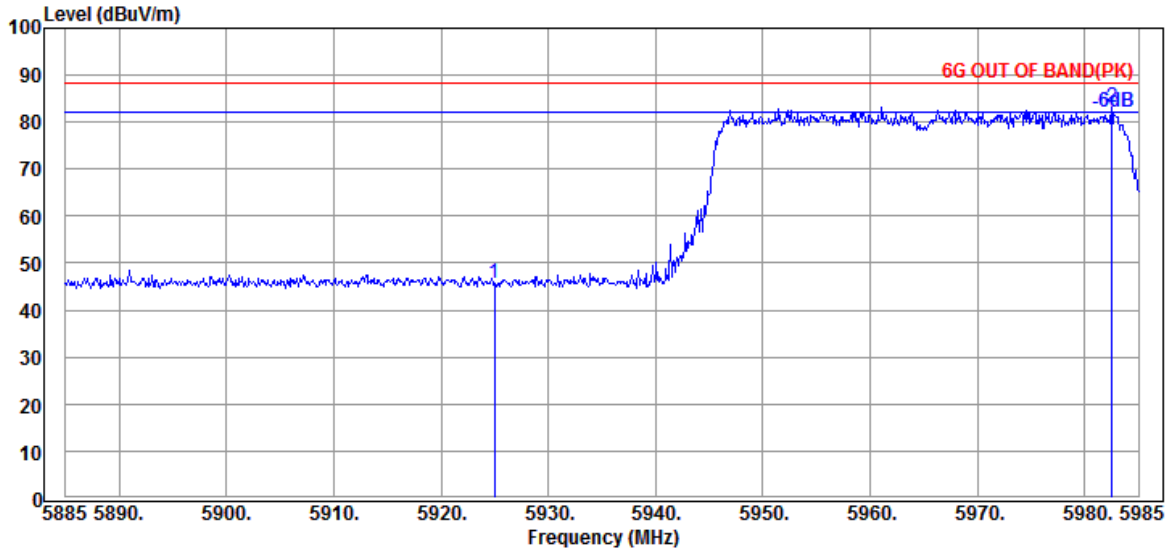

Antenna at Horizontal Polarization

Emission Frequency (MHz)	Antenna Factor (dB/m)	Cable Loss (dB)	Preamp Gain (dB)	Read Level (dBμV)	Emission Level (dBμV/m)	Limits (dBμV/m)	Margin (dB)	Detector
5925.000	34.23	9.30	39.35	41.68	45.86	88.20	42.34	Peak
@ 5982.500	34.23	9.32	39.36	78.90	83.09	---	---	Peak

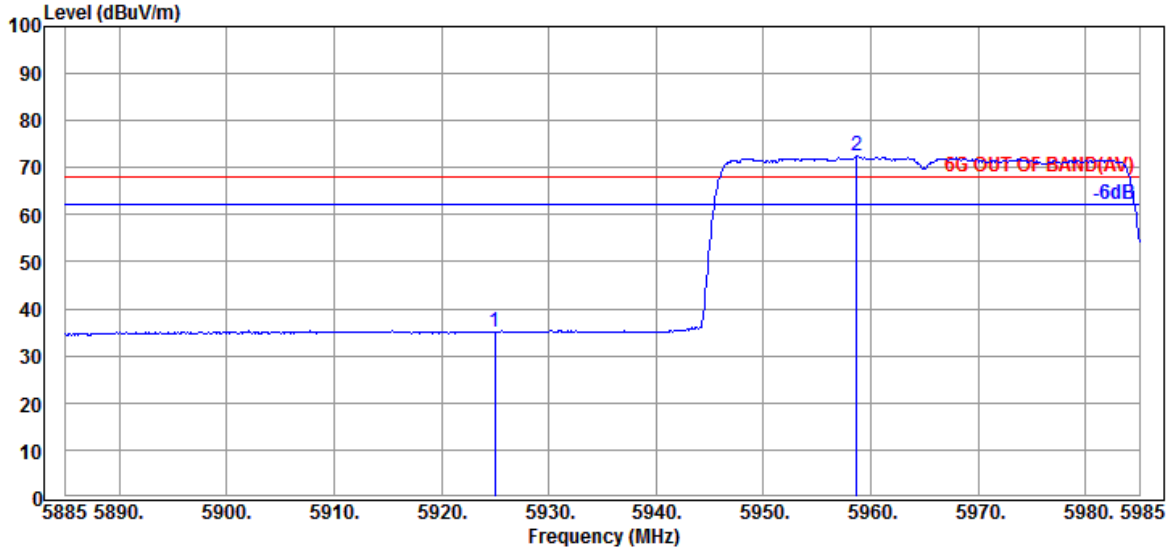

Antenna at Horizontal Polarization

Emission Frequency (MHz)	Antenna Factor (dB/m)	Cable Loss (dB)	Preamp Gain (dB)	Read Level (dBμV)	Emission Level (dBμV/m)	Limits (dBμV/m)	Margin (dB)	Detector
5925.000	34.23	9.30	39.35	30.86	35.04	68.20	33.16	Average
@ 5958.700	34.27	9.31	39.35	68.20	72.43	---	---	Average

Remark: The "@" means fundamental frequency, it is ignored in this section.

This test report may be reproduced in full only. The document may only be updated by Audix Technology Corp. personnel. Any changes will be noted in the Document History section of the report.

Audix Technology Corp.
No. 491, Zhongfu Rd., Linkou Dist.,
New Taipei City244, Taiwan
Tel: +886 2 26099301
Fax: +886 2 26099303

Tones	484T	RU Index	65
Mode	802.11ax-HE40	U-NII Band	5
		Frequency	TX 5965MHz

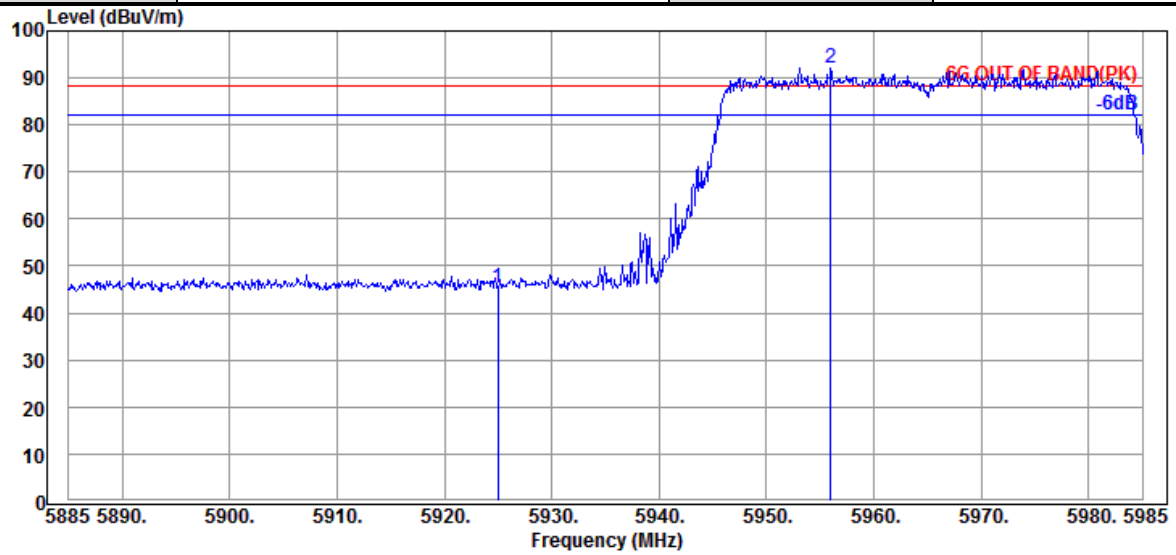

Antenna at Vertical Polarization

Emission Frequency (MHz)	Antenna Factor (dB/m)	Cable Loss (dB)	Preamp Gain (dB)	Read Level (dBμV)	Emission Level (dBμV/m)	Limits (dBμV/m)	Margin (dB)	Detector
5925.000	34.23	9.30	39.35	41.14	45.32	88.20	42.88	Peak
@ 5956.000	34.30	9.30	39.35	87.86	92.11	---	---	Peak

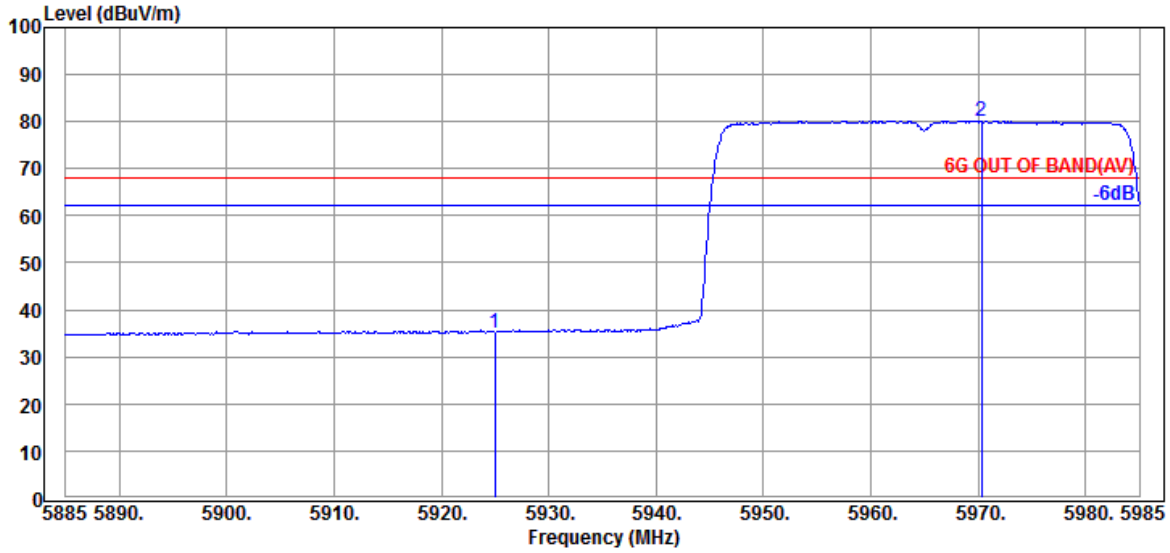

Antenna at Vertical Polarization

Emission Frequency (MHz)	Antenna Factor (dB/m)	Cable Loss (dB)	Preamp Gain (dB)	Read Level (dBμV)	Emission Level (dBμV/m)	Limits (dBμV/m)	Margin (dB)	Detector
5925.000	34.23	9.30	39.35	30.99	35.17	68.20	33.03	Average
@ 5970.300	34.27	9.31	39.35	75.99	80.22	---	---	Average

Remark: The "@" means fundamental frequency, it is ignored in this section.

This test report may be reproduced in full only. The document may only be updated by Audix Technology Corp. personnel. Any changes will be noted in the Document History section of the report.

Audix Technology Corp.
No. 491, Zhongfu Rd., Linkou Dist.,
New Taipei City244, Taiwan
Tel: +886 2 26099301
Fax: +886 2 26099303

Tones	484T	RU Index	S66
Mode	802.11ax-HE160	U-NII Band	8
		Frequency	TX 6985MHz

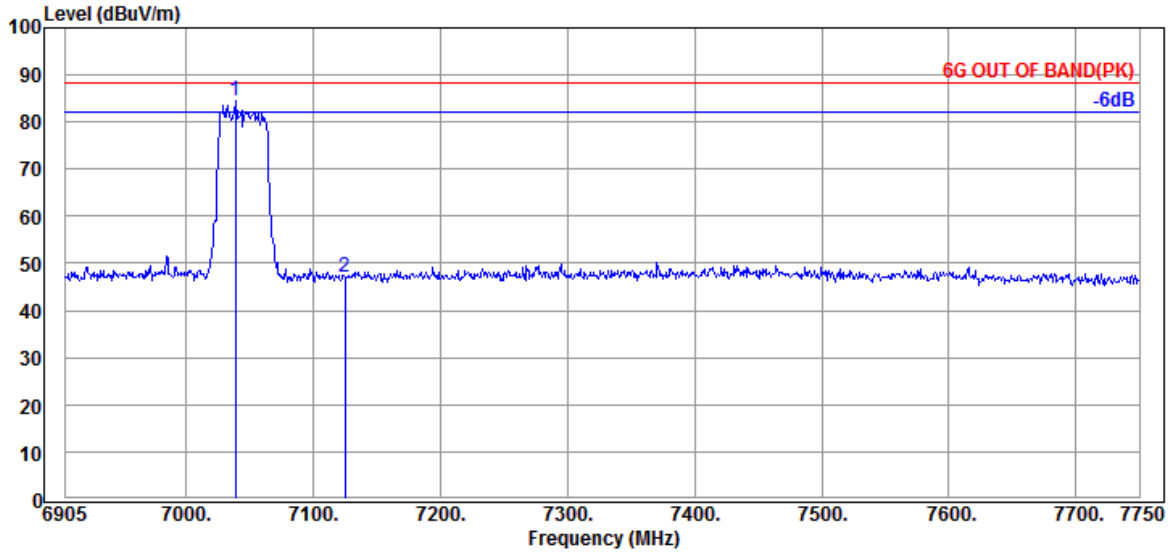

Antenna at Horizontal Polarization

Emission Frequency (MHz)	Antenna Factor (dB/m)	Cable Loss (dB)	Preamp Gain (dB)	Read Level (dBμV)	Emission Level (dBμV/m)	Limits (dBμV/m)	Margin (dB)	Detector
@ 7038.510	35.57	9.75	39.48	78.83	84.67	---	---	Peak
7125.000	35.87	9.82	39.50	40.94	47.13	88.20	41.07	Peak

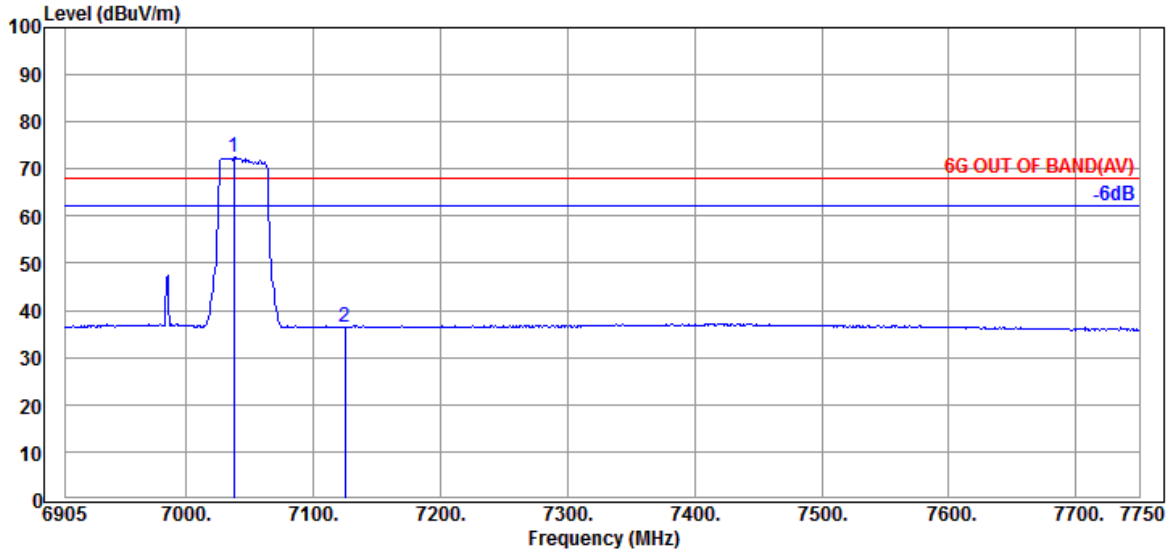

Antenna at Horizontal Polarization

Emission Frequency (MHz)	Antenna Factor (dB/m)	Cable Loss (dB)	Preamp Gain (dB)	Read Level (dBμV)	Emission Level (dBμV/m)	Limits (dBμV/m)	Margin (dB)	Detector
@ 7037.665	35.57	9.75	39.48	66.63	72.47	---	---	Average
7125.000	35.87	9.82	39.50	30.20	36.39	68.20	31.81	Average

Remark: The "@" means fundamental frequency, it is ignored in this section.

This test report may be reproduced in full only. The document may only be updated by Audix Technology Corp. personnel. Any changes will be noted in the Document History section of the report.

Audix Technology Corp.
No. 491, Zhongfu Rd., Linkou Dist.,
New Taipei City244, Taiwan
Tel: +886 2 26099301
Fax: +886 2 26099303

Tones	484T	RU Index	S66
Mode	802.11ax-HE160	U-NII Band	8
		Frequency	TX 6985MHz

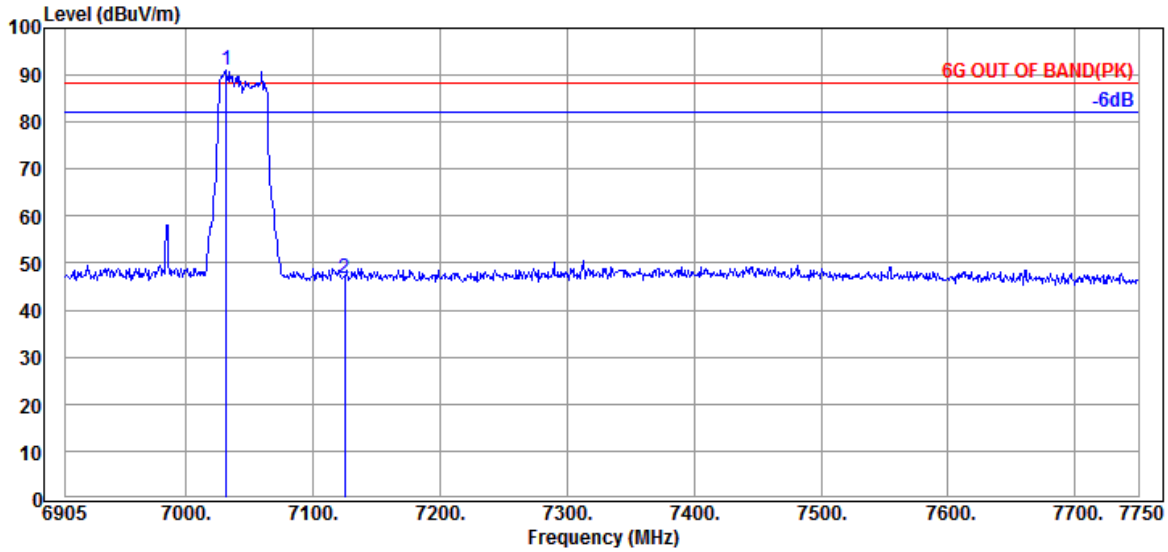

Antenna at Vertical Polarization

Emission Frequency (MHz)	Antenna Factor (dB/m)	Cable Loss (dB)	Preamp Gain (dB)	Read Level (dBμV)	Emission Level (dBμV/m)	Limits (dBμV/m)	Margin (dB)	Detector
@ 7031.750	35.57	9.75	39.48	85.26	91.10	---	---	Peak
7125.000	35.87	9.82	39.50	40.57	46.76	88.20	41.44	Peak

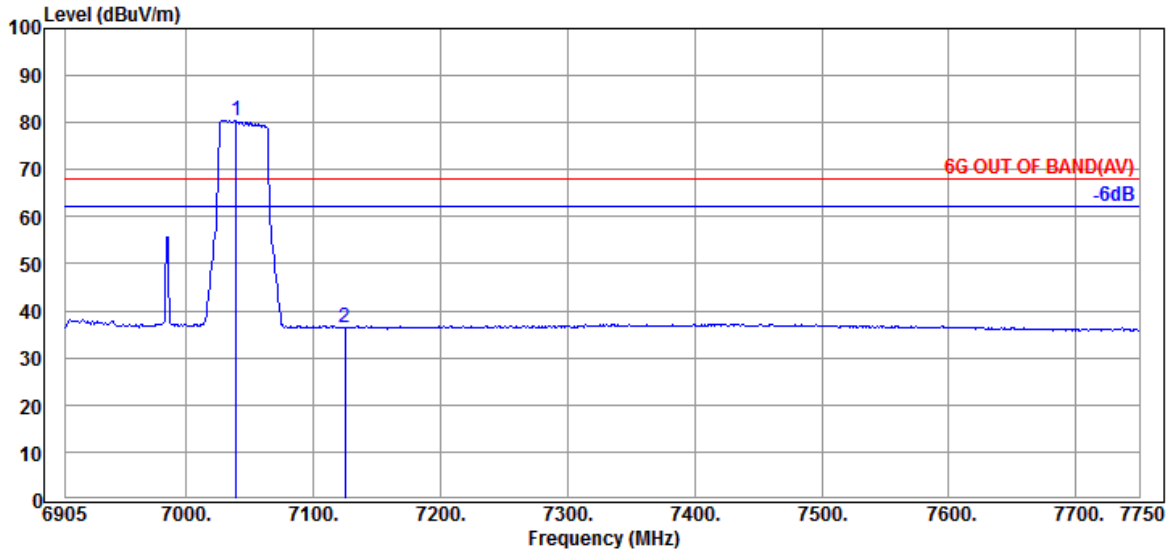

Antenna at Vertical Polarization

Emission Frequency (MHz)	Antenna Factor (dB/m)	Cable Loss (dB)	Preamp Gain (dB)	Read Level (dBμV)	Emission Level (dBμV/m)	Limits (dBμV/m)	Margin (dB)	Detector
@ 7039.355	35.57	9.75	39.48	74.71	80.55	---	---	Average
7125.000	35.87	9.82	39.50	30.26	36.45	68.20	31.75	Average

Remark: The "@" means fundamental frequency, it is ignored in this section.

This test report may be reproduced in full only. The document may only be updated by Audix Technology Corp. personnel. Any changes will be noted in the Document History section of the report.

Audix Technology Corp.
No. 491, Zhongfu Rd., Linkou Dist.,
New Taipei City244, Taiwan
Tel: +886 2 26099301
Fax: +886 2 26099303

Tones	996T	RU Index	67
Mode	802.11ax-HE80	U-NII Band	7
		Frequency	TX 5985MHz

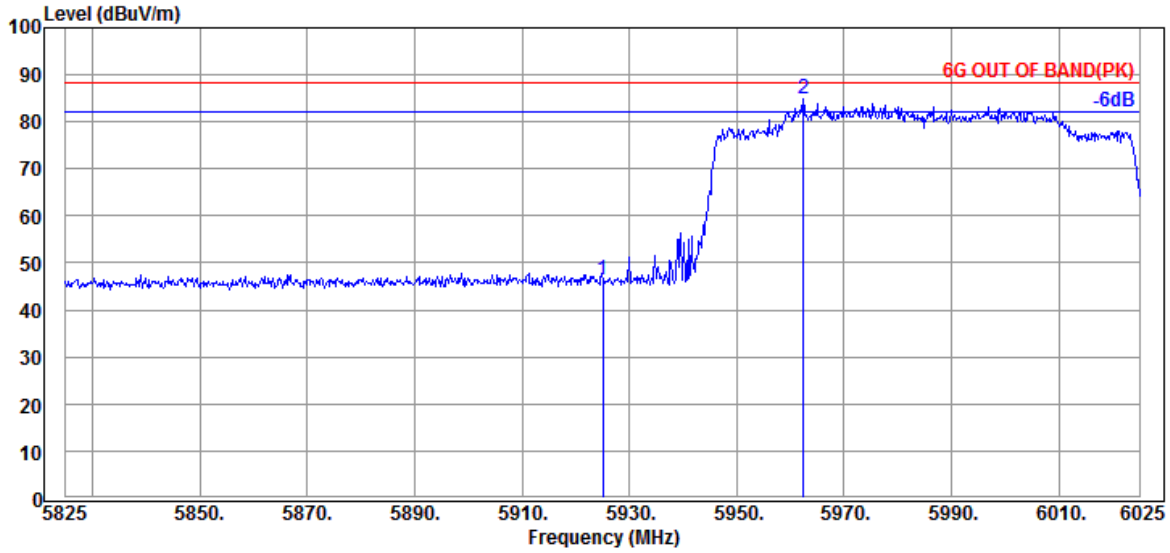

Antenna at Horizontal Polarization

Emission Frequency (MHz)	Antenna Factor (dB/m)	Cable Loss (dB)	Preamp Gain (dB)	Read Level (dBμV)	Emission Level (dBμV/m)	Limits (dBμV/m)	Margin (dB)	Detector
5925.000	34.23	9.30	39.35	42.24	46.42	88.20	41.78	Peak
@ 5962.400	34.27	9.31	39.35	80.76	84.99	---	---	Peak

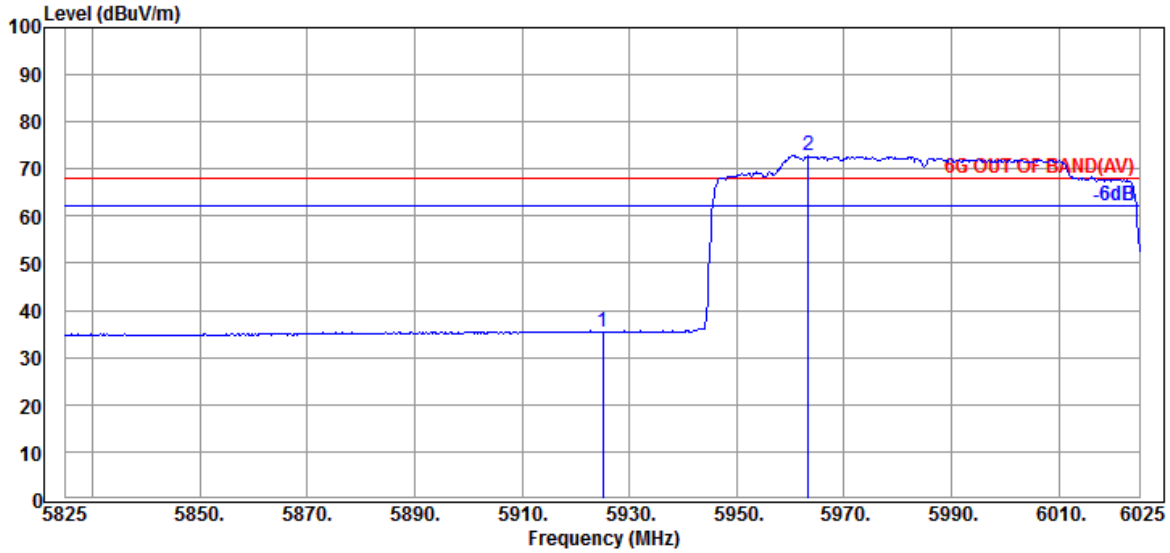

Antenna at Horizontal Polarization

Emission Frequency (MHz)	Antenna Factor (dB/m)	Cable Loss (dB)	Preamp Gain (dB)	Read Level (dBμV)	Emission Level (dBμV/m)	Limits (dBμV/m)	Margin (dB)	Detector
5925.000	34.23	9.30	39.35	31.24	35.42	68.20	32.78	Average
@ 5963.400	34.27	9.31	39.35	68.63	72.86	---	---	Average

Remark: The "@" means fundamental frequency, it is ignored in this section.

This test report may be reproduced in full only. The document may only be updated by Audix Technology Corp. personnel. Any changes will be noted in the Document History section of the report.

Audix Technology Corp.
No. 491, Zhongfu Rd., Linkou Dist.,
New Taipei City244, Taiwan
Tel: +886 2 26099301
Fax: +886 2 26099303

Tones	996T	RU Index	67
Mode	802.11ax-HE160	U-NII Band	7
		Frequency	TX 5985MHz

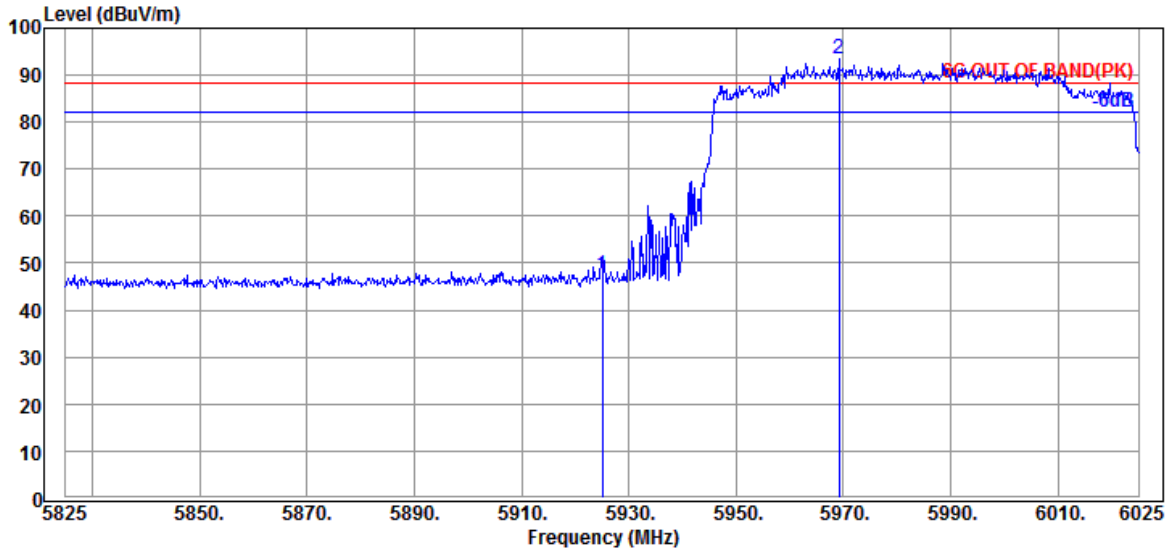

Antenna at Vertical Polarization

Emission Frequency (MHz)	Antenna Factor (dB/m)	Cable Loss (dB)	Preamp Gain (dB)	Read Level (dBμV)	Emission Level (dBμV/m)	Limits (dBμV/m)	Margin (dB)	Detector
5925.000	34.23	9.30	39.35	43.31	47.49	88.20	40.71	Peak
@ 5969.200	34.27	9.31	39.35	89.23	93.46	---	---	Peak

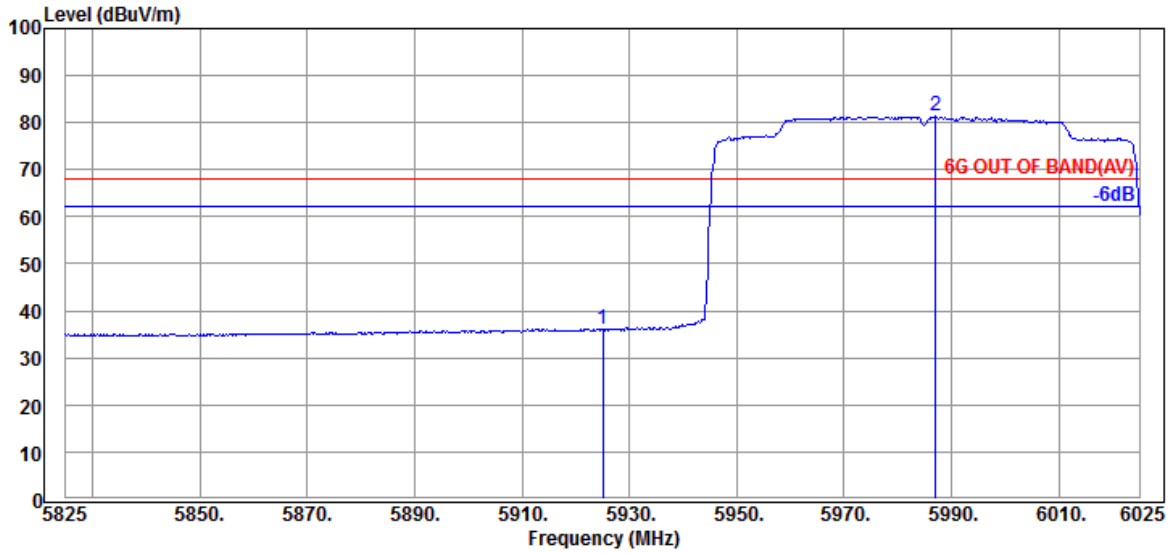

Antenna at Vertical Polarization

Emission Frequency (MHz)	Antenna Factor (dB/m)	Cable Loss (dB)	Preamp Gain (dB)	Read Level (dBμV)	Emission Level (dBμV/m)	Limits (dBμV/m)	Margin (dB)	Detector
5925.000	34.23	9.30	39.35	31.76	35.94	68.20	32.26	Average
@ 5987.000	34.23	9.32	39.36	77.09	81.28	---	---	Average

Remark: The "@" means fundamental frequency, it is ignored in this section.

This test report may be reproduced in full only. The document may only be updated by Audix Technology Corp. personnel. Any changes will be noted in the Document History section of the report.

Audix Technology Corp.
No. 491, Zhongfu Rd., Linkou Dist.,
New Taipei City244, Taiwan
Tel: +886 2 26099301
Fax: +886 2 26099303

Tones	996T	RU Index	67
Mode	802.11ax-HE80	U-NII Band	8
		Frequency	TX 7025MHz

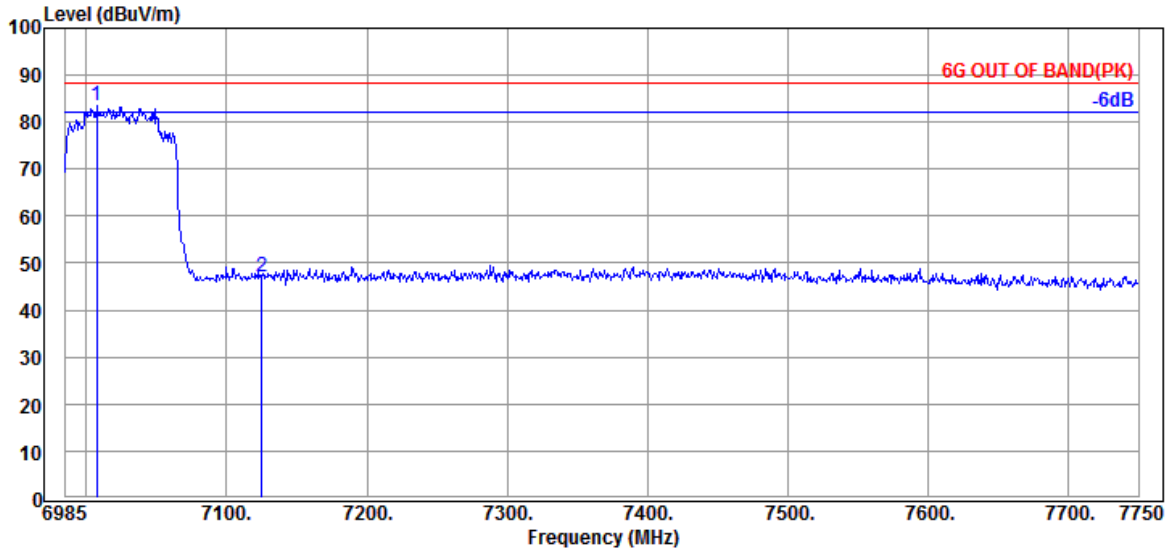

Antenna at Horizontal Polarization

Emission Frequency (MHz)	Antenna Factor (dB/m)	Cable Loss (dB)	Preamp Gain (dB)	Read Level (dBμV)	Emission Level (dBμV/m)	Limits (dBμV/m)	Margin (dB)	Detector
@ 7007.185	35.53	9.73	39.47	77.58	83.37	---	---	Peak
7125.000	35.87	9.82	39.50	40.93	47.12	88.20	41.08	Peak

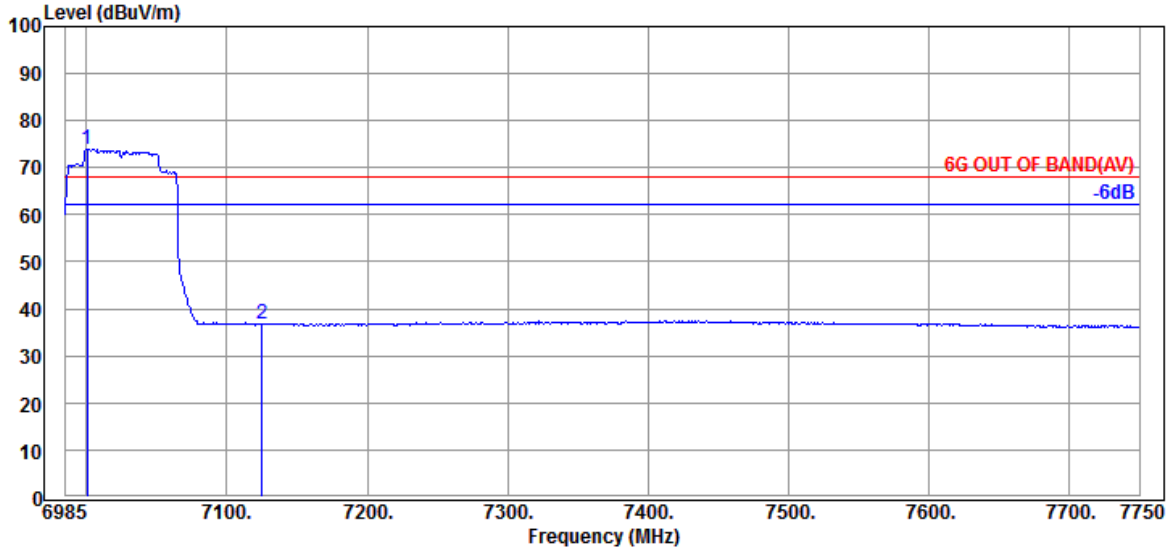

Antenna at Horizontal Polarization

Emission Frequency (MHz)	Antenna Factor (dB/m)	Cable Loss (dB)	Preamp Gain (dB)	Read Level (dBμV)	Emission Level (dBμV/m)	Limits (dBμV/m)	Margin (dB)	Detector
@ 7000.300	35.50	9.71	39.47	68.16	73.90	---	---	Average
7125.000	35.87	9.82	39.50	30.51	36.70	68.20	31.50	Average

Remark: The "@" means fundamental frequency, it is ignored in this section.

This test report may be reproduced in full only. The document may only be updated by Audix Technology Corp. personnel. Any changes will be noted in the Document History section of the report.

Audix Technology Corp.
No. 491, Zhongfu Rd., Linkou Dist.,
New Taipei City244, Taiwan
Tel: +886 2 26099301
Fax: +886 2 26099303

Tones	996T	RU Index	67
Mode	802.11ax-HE80	U-NII Band	8
		Frequency	TX 7025MHz

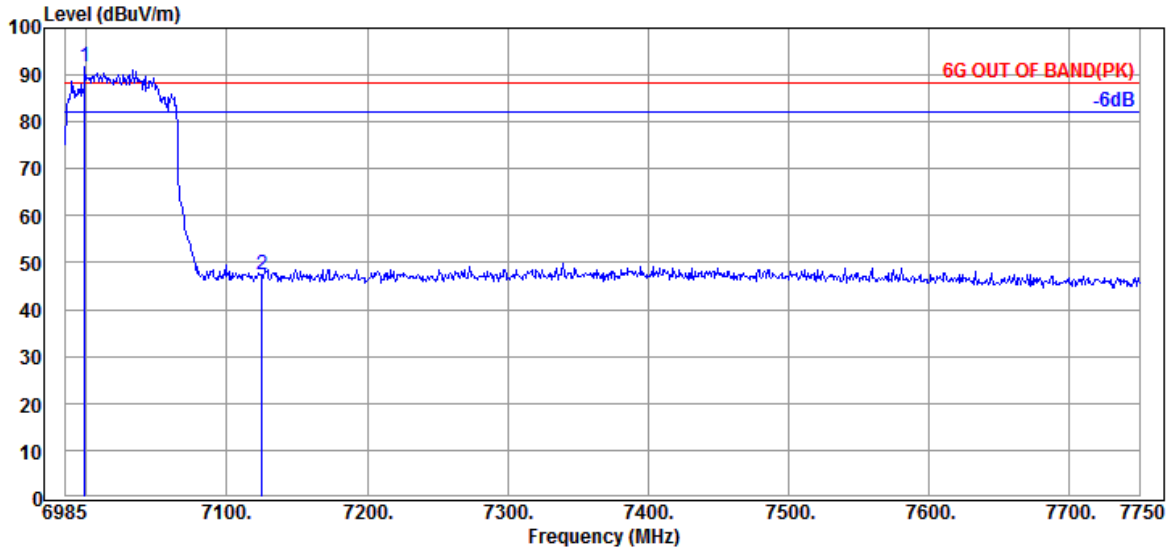

Antenna at Vertical Polarization

	Emission Frequency (MHz)	Antenna Factor (dB/m)	Cable Loss (dB)	Preamp Gain (dB)	Read Level (dBμV)	Emission Level (dBμV/m)	Limits (dBμV/m)	Margin (dB)	Detector
@	6998.770	35.50	9.71	39.47	85.91	91.65	---	---	Peak
	7125.000	35.87	9.82	39.50	41.20	47.39	88.20	40.81	Peak

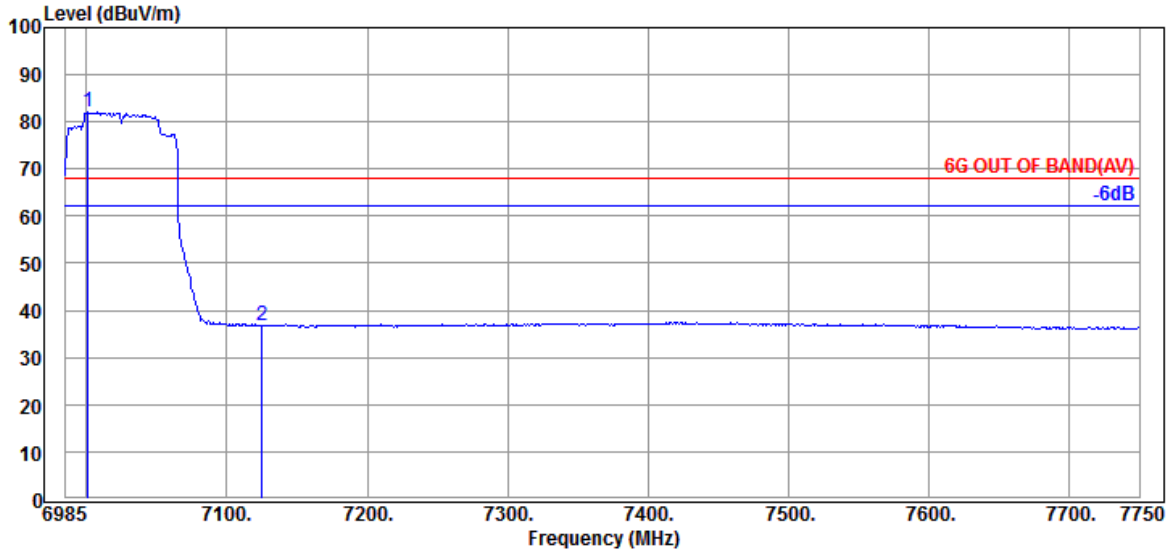

Antenna at Vertical Polarization

	Emission Frequency (MHz)	Antenna Factor (dB/m)	Cable Loss (dB)	Preamp Gain (dB)	Read Level (dBμV)	Emission Level (dBμV/m)	Limits (dBμV/m)	Margin (dB)	Detector
@	7001.065	35.50	9.71	39.47	76.42	82.16	---	---	Average
	7125.000	35.87	9.82	39.50	30.59	36.78	68.20	31.42	Average

Remark: The "@" means fundamental frequency, it is ignored in this section.

This test report may be reproduced in full only. The document may only be updated by Audix Technology Corp. personnel. Any changes will be noted in the Document History section of the report.

Audix Technology Corp.
No. 491, Zhongfu Rd., Linkou Dist.,
New Taipei City244, Taiwan
Tel: +886 2 26099301
Fax: +886 2 26099303

A.2.1.4 Band Edge-Maker Delta

- OFDM Modulation

Mode	Antenna Polarization	Peak Fundamental Emission Level@7115MHz (dBμV/m)	Band Edge Emission Level@7125MHz (dBμV/m)	Marker-Delta (dB)
802.11ax-HE20	Horizontal	77.96	66.82	11.14
	Vertical	87.29	75.68	11.61

Note: marker -delta measured in accordance with KDB 789033 Section G3 (d)(i)

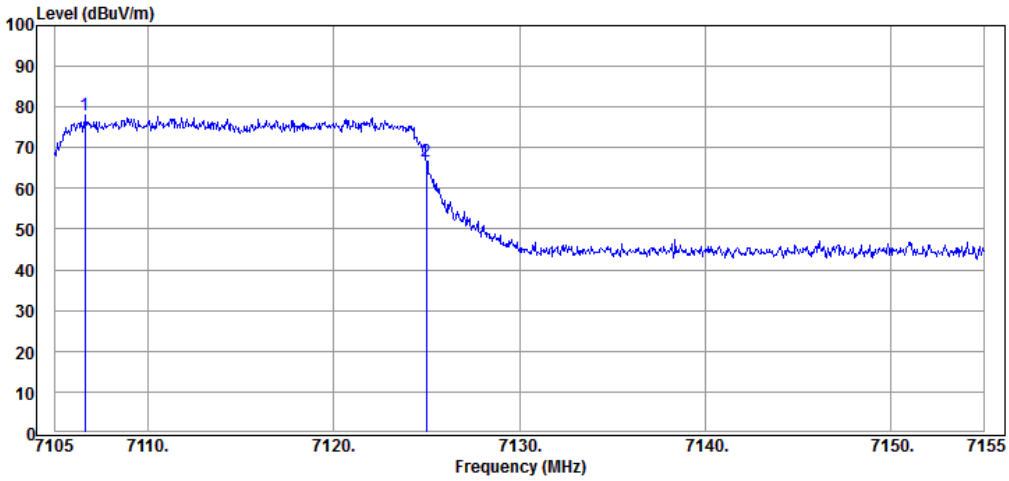

Antenna at Horizontal Polarization

Emission Frequency (MHz)	Antenna Factor (dB/m)	Cable Loss (dB)	Preamp Gain (dB)	Read Level (dBμV)	Emission Level (dBμV/m)	Detector
7106.600	35.80	9.80	39.49	71.85	77.96	Peak
7125.000	35.87	9.82	39.50	60.63	66.82	Peak

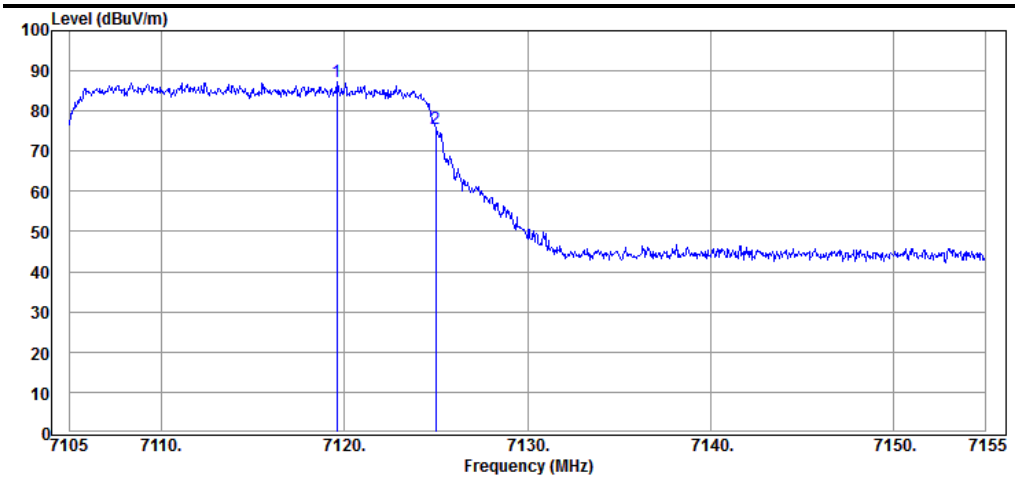

Antenna at Vertical Polarization

Emission Frequency (MHz)	Antenna Factor (dB/m)	Cable Loss (dB)	Preamp Gain (dB)	Read Level (dBμV)	Emission Level (dBμV/m)	Detector
7119.600	35.87	9.82	39.50	81.10	87.29	Peak
7125.000	35.87	9.82	39.50	69.49	75.68	Peak

This test report may be reproduced in full only. The document may only be updated by Audix Technology Corp. personnel. Any changes will be noted in the Document History section of the report.

Audix Technology Corp.
No. 491, Zhongfu Rd., Linkou Dist.,
New Taipei City244, Taiwan
Tel: +886 2 26099301
Fax: +886 2 26099303

- OFDMA Modulation

Mode	Antenna Polarization	Peak Fundamental Emission Level@7115MHz (dBμV/m)	Band Edge Emission Level@7125MHz (dBμV/m)	Marker-Delta (dB)
802.11ax-HE20 (26T, RU Index 8) (Test SKU #2)	Horizontal	80.94	68.75	12.19
	Vertical	89.54	77.55	11.99

Note: marker -delta measured in accordance with KDB 789033 Section G3 (d)(i)

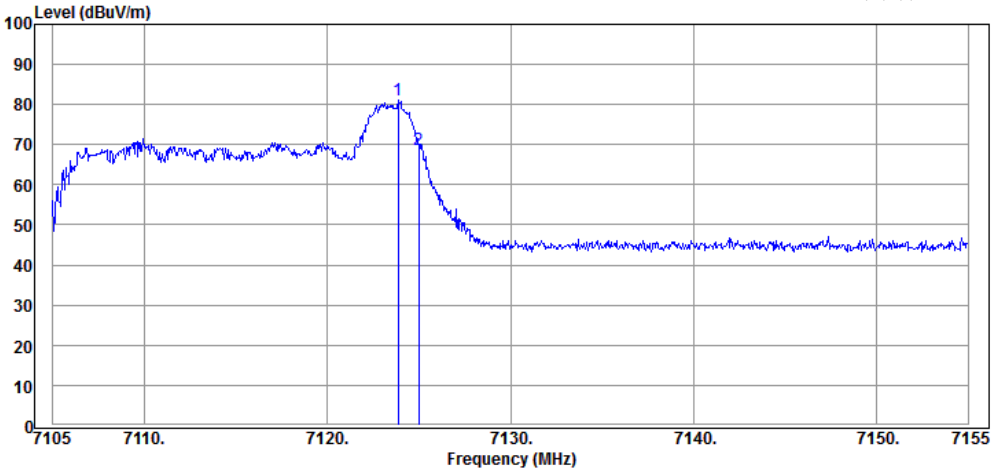

Antenna at Horizontal Polarization

Emission Frequency (MHz)	Antenna Factor (dB/m)	Cable Loss (dB)	Preamp Gain (dB)	Read Level (dBμV)	Emission Level (dBμV/m)	Detector
7123.850	35.87	9.82	39.50	74.75	80.94	Peak
7125.000	35.87	9.82	39.50	62.56	68.75	Peak

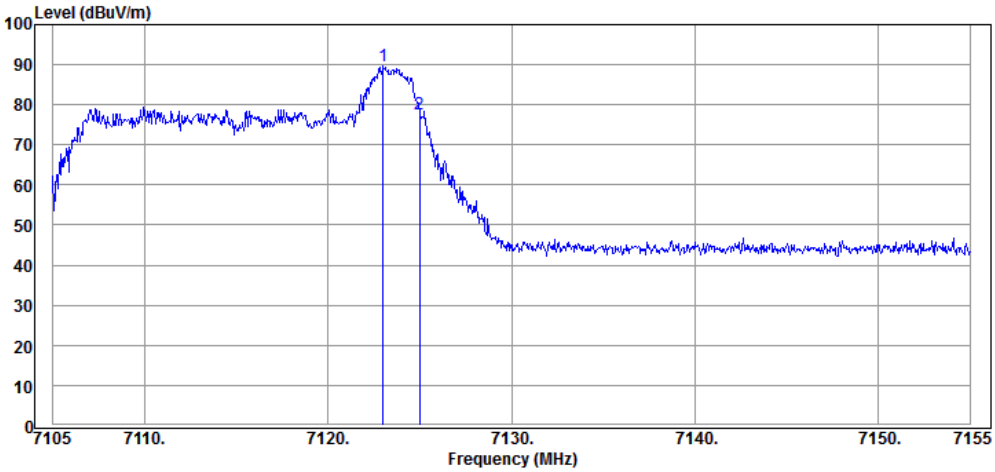

Antenna at Vertical Polarization

Emission Frequency (MHz)	Antenna Factor (dB/m)	Cable Loss (dB)	Preamp Gain (dB)	Read Level (dBμV)	Emission Level (dBμV/m)	Detector
7123.000	35.87	9.82	39.50	83.35	89.54	Peak
7125.000	35.87	9.82	39.50	71.36	77.55	Peak

This test report may be reproduced in full only. The document may only be updated by Audix Technology Corp. personnel. Any changes will be noted in the Document History section of the report.

Audix Technology Corp.
No. 491, Zhongfu Rd., Linkou Dist.,
New Taipei City244, Taiwan
Tel: +886 2 26099301
Fax: +886 2 26099303

Band Edge-Maker Delta Test Result

- OFDM Modulation

Mode	Fundamental Emission Level@7115MHz (dBμV/m)	Marker-Delta (dB)	Band Edge Emission Level@7125MHz (dBμV/m)	Limit (dBμV/m)	Margin (dB)	Detector
802.11ax-HE20	Antenna Polarization: Horizontal					
	79.26	11.14	68.12	88.20	20.08	Peak
	67.74	11.14	56.60	68.20	11.60	Average

Note: Band Edge Emission Level (dBμV/m) = Fundamental Emission Level (dBμV/m) - Marker-Delta (dB)

Antenna at Horizontal Polarization

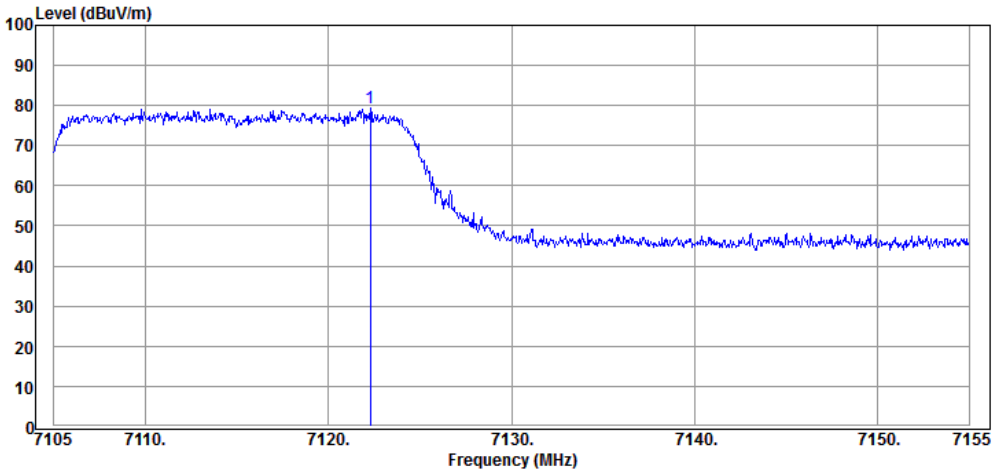

Emission Frequency (MHz)	Antenna Factor (dB/m)	Cable Loss (dB)	Preamp Gain (dB)	Read Level (dBμV)	Emission Level (dBμV/m)	Detector
7122.300	35.87	9.82	39.50	73.07	79.26	Peak

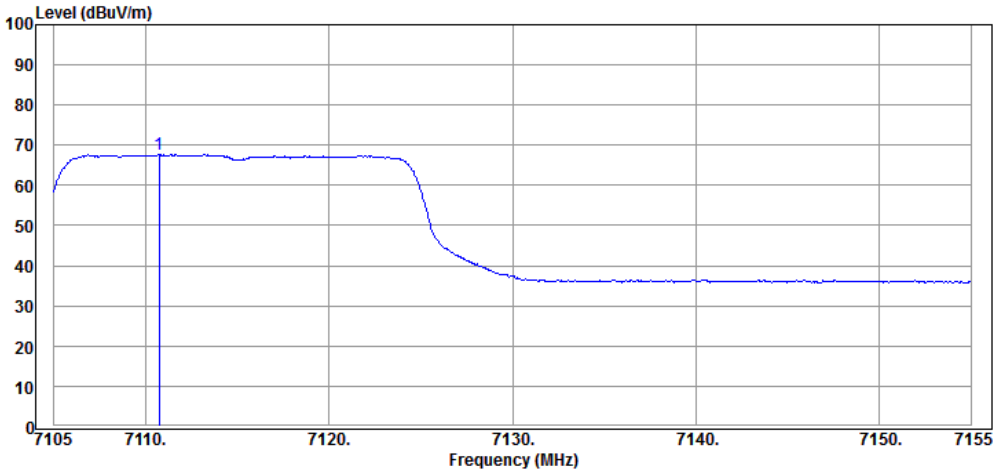

Emission Frequency (MHz)	Antenna Factor (dB/m)	Cable Loss (dB)	Preamp Gain (dB)	Read Level (dBμV)	Emission Level (dBμV/m)	Detector
7110.750	35.87	9.82	39.50	61.55	67.74	Average

This test report may be reproduced in full only. The document may only be updated by Audix Technology Corp. personnel. Any changes will be noted in the Document History section of the report.

Audix Technology Corp.
No. 491, Zhongfu Rd., Linkou Dist.,
New Taipei City244, Taiwan
Tel: +886 2 26099301
Fax: +886 2 26099303

Mode	Fundamental Emission Level@7115MHz (dBμV/m)	Marker-Delta (dB)	Band Edge Emission Level@7125MHz (dBμV/m)	Limit (dBμV/m)	Margin (dB)	Detector
802.11ax-HE20	Antenna Polarization: Vertical					
	90.33	11.61	78.72	88.20	9.48	Peak
	77.66	11.61	66.05	68.20	2.15	Average

Note: Band Edge Emission Level (dBμV/m) = Fundamental Emission Level (dBμV/m) - Marker-Delta (dB)

Antenna at Vertical Polarization

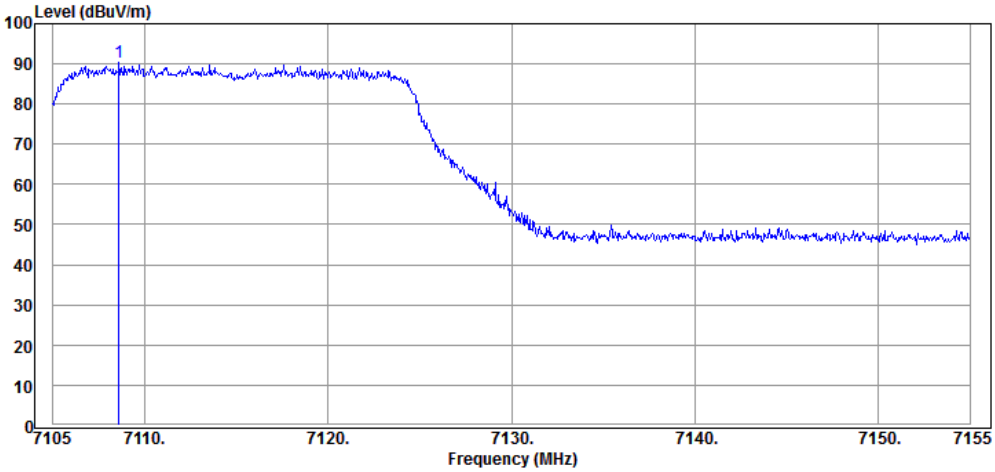

Emission Frequency (MHz)	Antenna Factor (dB/m)	Cable Loss (dB)	Preamp Gain (dB)	Read Level (dBμV)	Emission Level (dBμV/m)	Detector
7108.600	35.87	9.82	39.49	84.13	90.33	Peak

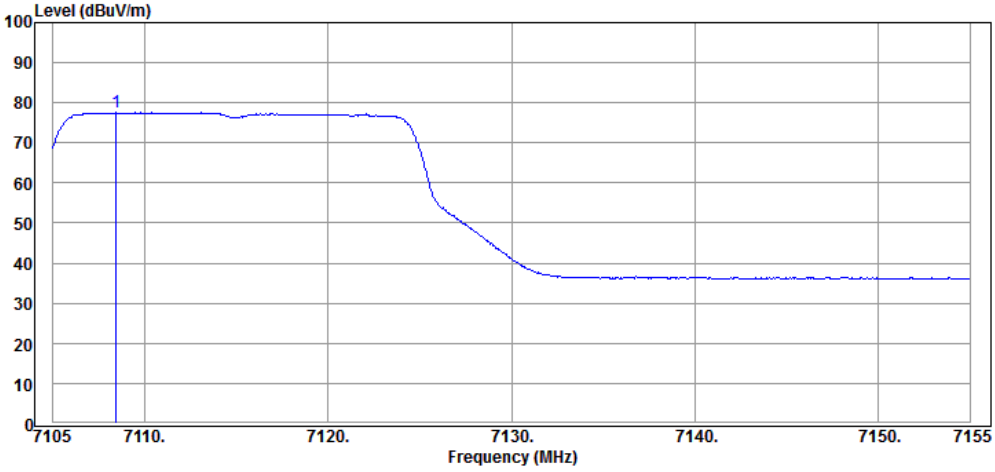

Emission Frequency (MHz)	Antenna Factor (dB/m)	Cable Loss (dB)	Preamp Gain (dB)	Read Level (dBμV)	Emission Level (dBμV/m)	Detector
7108.450	35.87	9.82	39.49	71.46	77.66	Average

This test report may be reproduced in full only. The document may only be updated by Audix Technology Corp. personnel. Any changes will be noted in the Document History section of the report.

Audix Technology Corp.
No. 491, Zhongfu Rd., Linkou Dist.,
New Taipei City244, Taiwan
Tel: +886 2 26099301
Fax: +886 2 26099303

- OFDMA Modulation

Mode	Fundamental Emission Level@7115MHz (dBμV/m)	Marker-Delta (dB)	Band Edge Emission Level@7125MHz (dBμV/m)	Limit (dBμV/m)	Margin (dB)	Detector
802.11ax-HE20 (26T, RU Index 8)	Antenna Polarization: Vertical					
	81.73	12.19	69.54	88.20	18.66	Peak
	71.23	12.19	59.04	68.20	9.16	Average

Note: Band Edge Emission Level (dBμV/m) = Fundamental Emission Level (dBμV/m) - Marker-Delta (dB)

Antenna at Horizontal Polarization

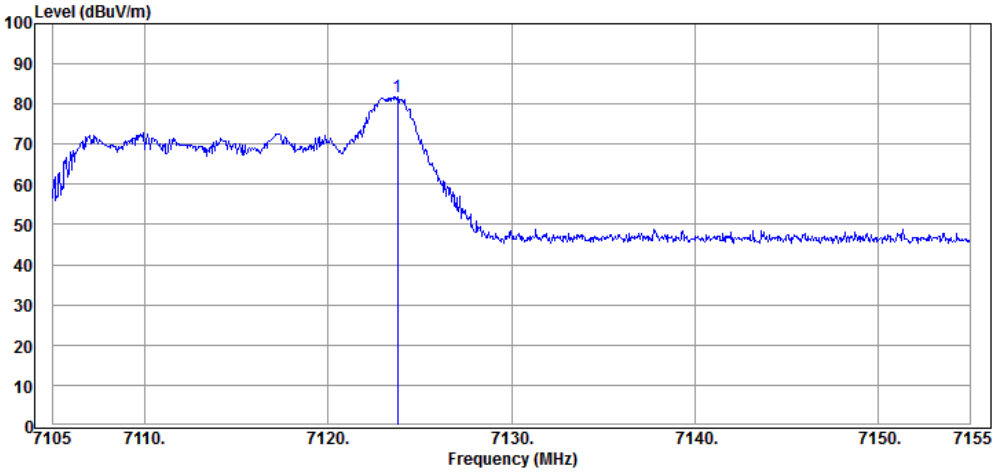

Emission Frequency (MHz)	Antenna Factor (dB/m)	Cable Loss (dB)	Preamp Gain (dB)	Read Level (dBμV)	Emission Level (dBμV/m)	Detector
7123.800	35.87	9.82	39.50	75.54	81.73	Peak

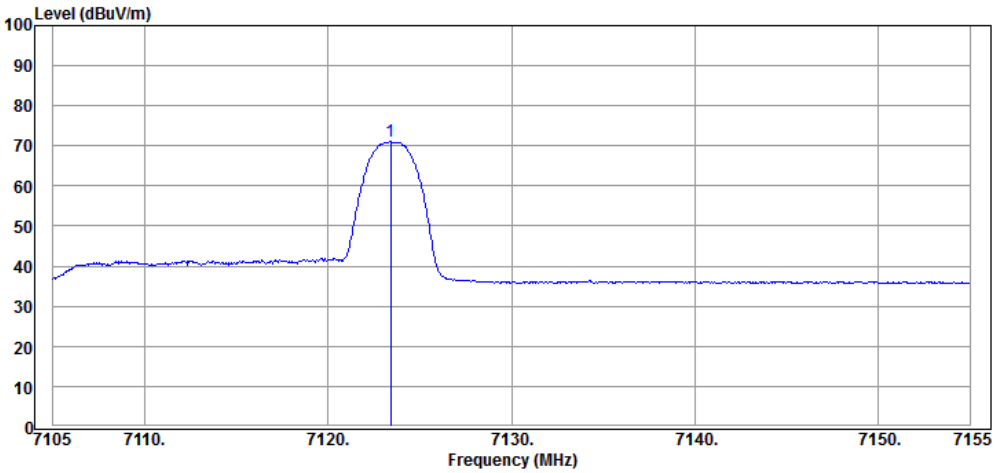

Emission Frequency (MHz)	Antenna Factor (dB/m)	Cable Loss (dB)	Preamp Gain (dB)	Read Level (dBμV)	Emission Level (dBμV/m)	Detector
7123.400	35.87	9.82	39.50	65.04	71.23	Average

This test report may be reproduced in full only. The document may only be updated by Audix Technology Corp. personnel. Any changes will be noted in the Document History section of the report.

Audix Technology Corp.
No. 491, Zhongfu Rd., Linkou Dist.,
New Taipei City244, Taiwan
Tel: +886 2 26099301
Fax: +886 2 26099303

Mode	Fundamental Emission Level@7115MHz (dBμV/m)	Marker-Delta (dB)	Band Edge Emission Level@7125MHz (dBμV/m)	Limit (dBμV/m)	Margin (dB)	Detector
802.11ax-HE20 (26T, RU Index 8)	Antenna Polarization: Vertical					
	92.40	11.99	80.41	88.20	7.79	Peak
	78.68	11.99	66.69	68.20	1.51	Average

Note: Band Edge Emission Level (dBμV/m) = Fundamental Emission Level (dBμV/m) - Marker-Delta (dB)

Antenna at Vertical Polarization

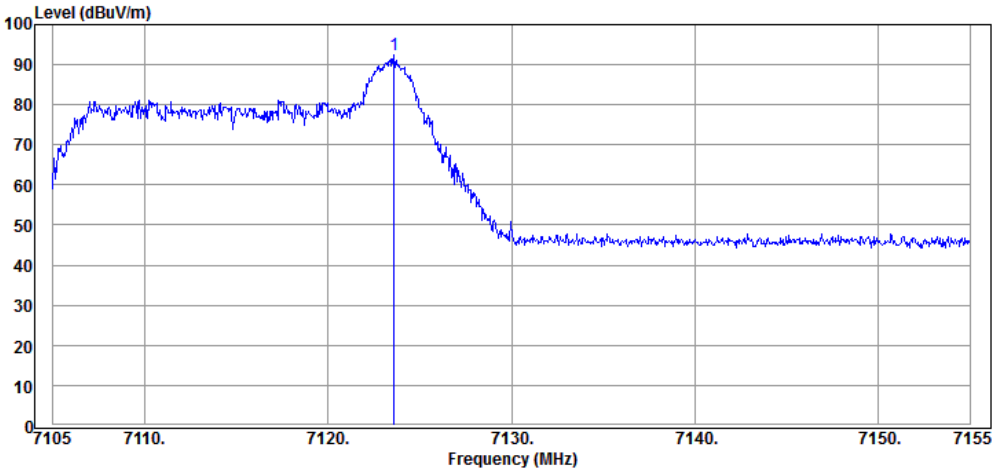

Emission Frequency (MHz)	Antenna Factor (dB/m)	Cable Loss (dB)	Preamp Gain (dB)	Read Level (dBμV)	Emission Level (dBμV/m)	Detector
7123.600	35.87	9.82	39.50	86.21	92.40	Peak

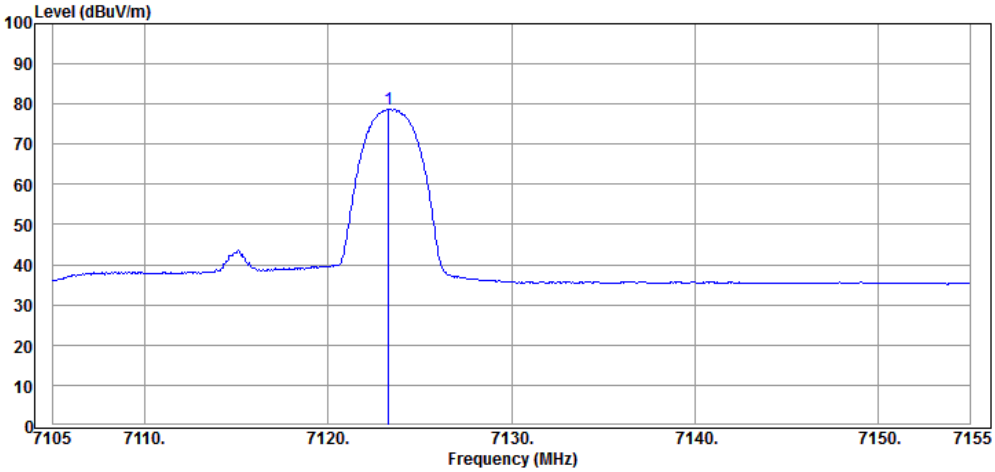

Emission Frequency (MHz)	Antenna Factor (dB/m)	Cable Loss (dB)	Preamp Gain (dB)	Read Level (dBμV)	Emission Level (dBμV/m)	Detector
7123.300	35.87	9.82	39.50	72.49	78.68	Average

This test report may be reproduced in full only. The document may only be updated by Audix Technology Corp. personnel. Any changes will be noted in the Document History section of the report.

Audix Technology Corp.
No. 491, Zhongfu Rd., Linkou Dist.,
New Taipei City244, Taiwan
Tel: +886 2 26099301
Fax: +886 2 26099303

A.2.2 Emissions outside the frequency band

The emissions (up to 40GHz) not reported for there is no emission be found.

- OFDM Modulation

Mode	802.11ax-HE20	U-NII Band	5
		Frequency	TX 6175MHz

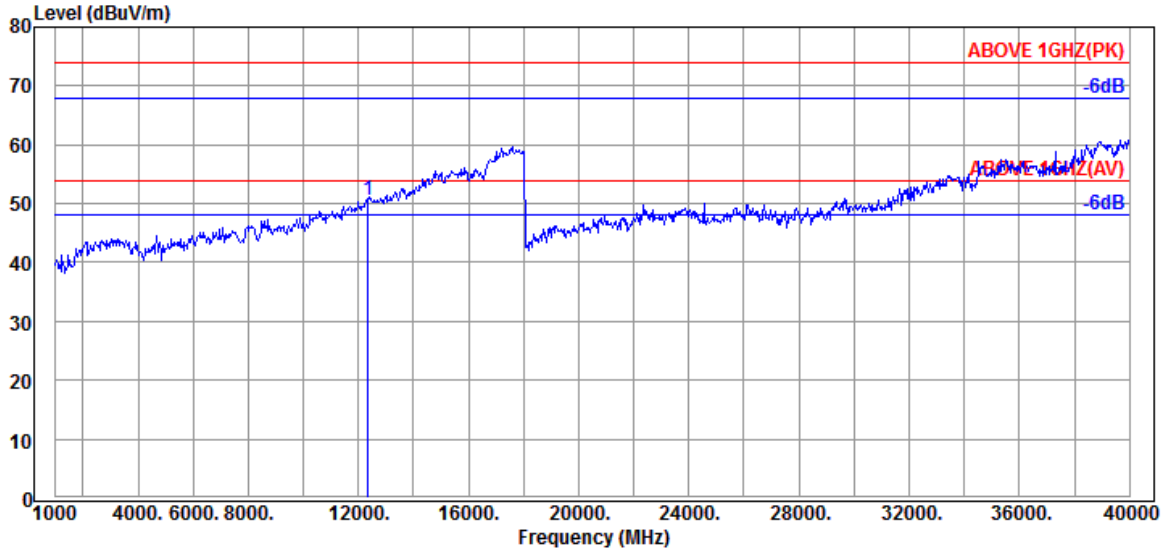

Antenna at Horizontal Polarization

Emission Frequency (MHz)	Antenna Factor (dB/m)	Cable Loss (dB)	Preamp Gain (dB)	Read Level (dBμV)	Emission Level (dBμV/m)	Limits (dBμV/m)	Margin (dB)	Detector
12350.000	38.90	14.46	38.97	36.15	50.54	54.00	3.46	Peak

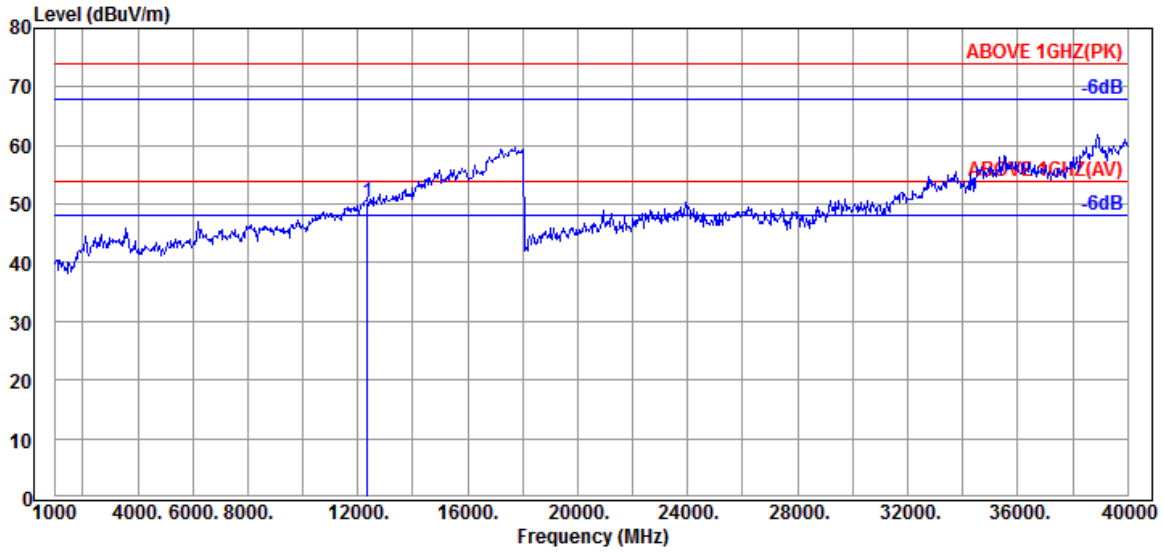

Antenna at Vertical Polarization

Emission Frequency (MHz)	Antenna Factor (dB/m)	Cable Loss (dB)	Preamp Gain (dB)	Read Level (dBμV)	Emission Level (dBμV/m)	Limits (dBμV/m)	Margin (dB)	Detector
12350.000	38.90	14.46	38.97	36.02	50.41	54.00	3.59	Peak

This test report may be reproduced in full only. The document may only be updated by Audix Technology Corp. personnel. Any changes will be noted in the Document History section of the report.

Audix Technology Corp.
No. 491, Zhongfu Rd., Linkou Dist.,
New Taipei City244, Taiwan
Tel: +886 2 26099301
Fax: +886 2 26099303

Mode	802.11ax-HE20	U-NII Band	6
		Frequency	TX 6475MHz

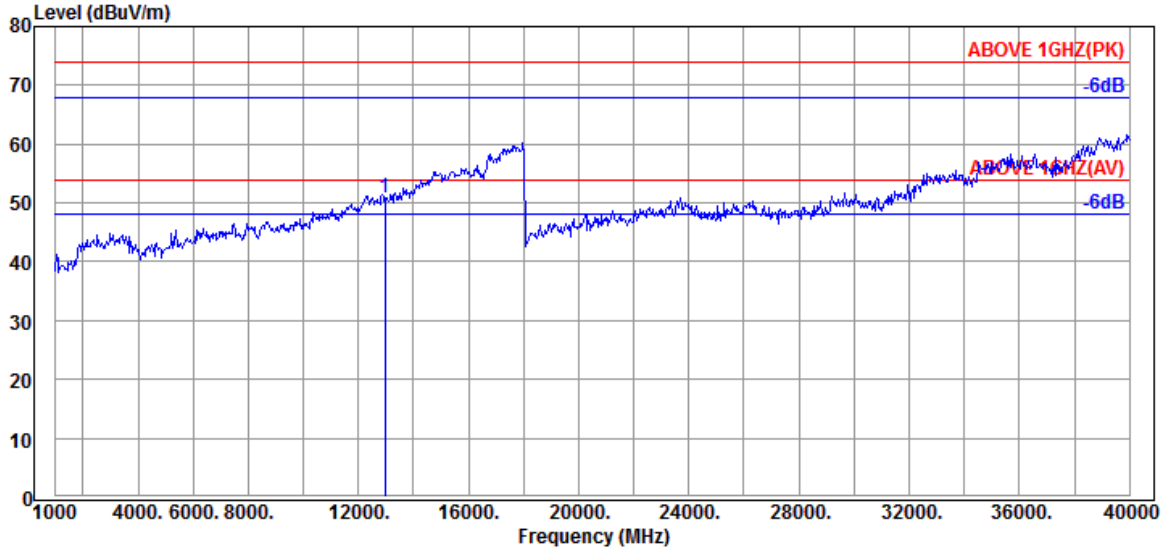

Antenna at Horizontal Polarization

Emission Frequency (MHz)	Antenna Factor (dB/m)	Cable Loss (dB)	Preamp Gain (dB)	Read Level (dBμV)	Emission Level (dBμV/m)	Limits (dBμV/m)	Margin (dB)	Detector
12950.000	39.65	14.97	37.81	33.98	50.79	54.00	3.21	Peak

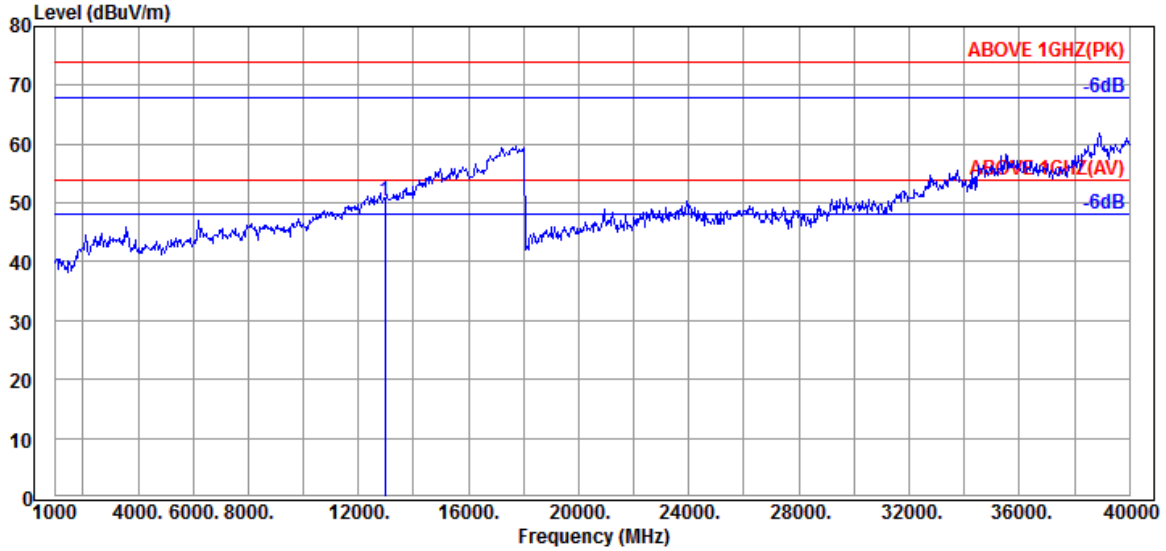

Antenna at Vertical Polarization

Emission Frequency (MHz)	Antenna Factor (dB/m)	Cable Loss (dB)	Preamp Gain (dB)	Read Level (dBμV)	Emission Level (dBμV/m)	Limits (dBμV/m)	Margin (dB)	Detector
12950.000	39.65	14.97	37.81	33.60	50.41	54.00	3.59	Peak

This test report may be reproduced in full only. The document may only be updated by Audix Technology Corp. personnel. Any changes will be noted in the Document History section of the report.

Audix Technology Corp.
No. 491, Zhongfu Rd., Linkou Dist.,
New Taipei City244, Taiwan
Tel: +886 2 26099301
Fax: +886 2 26099303

Mode	802.11ax-HE20	U-NII Band	7
		Frequency	TX 6535MHz

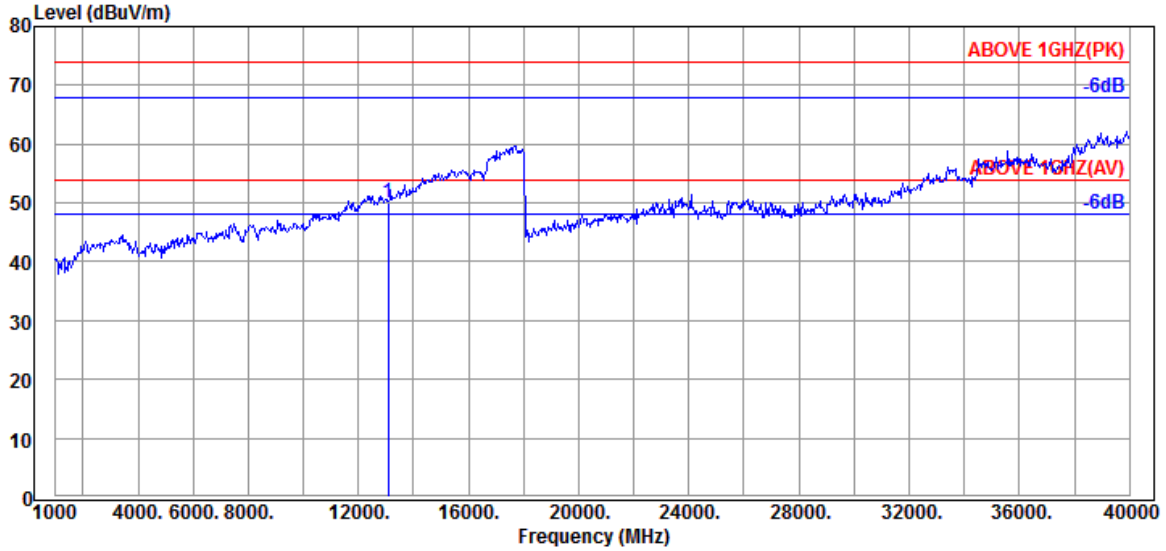

Antenna at Horizontal Polarization

Emission Frequency (MHz)	Antenna Factor (dB/m)	Cable Loss (dB)	Preamp Gain (dB)	Read Level (dBμV)	Emission Level (dBμV/m)	Limits (dBμV/m)	Margin (dB)	Detector
13070.000	39.93	15.07	37.66	32.73	50.07	54.00	3.93	Peak

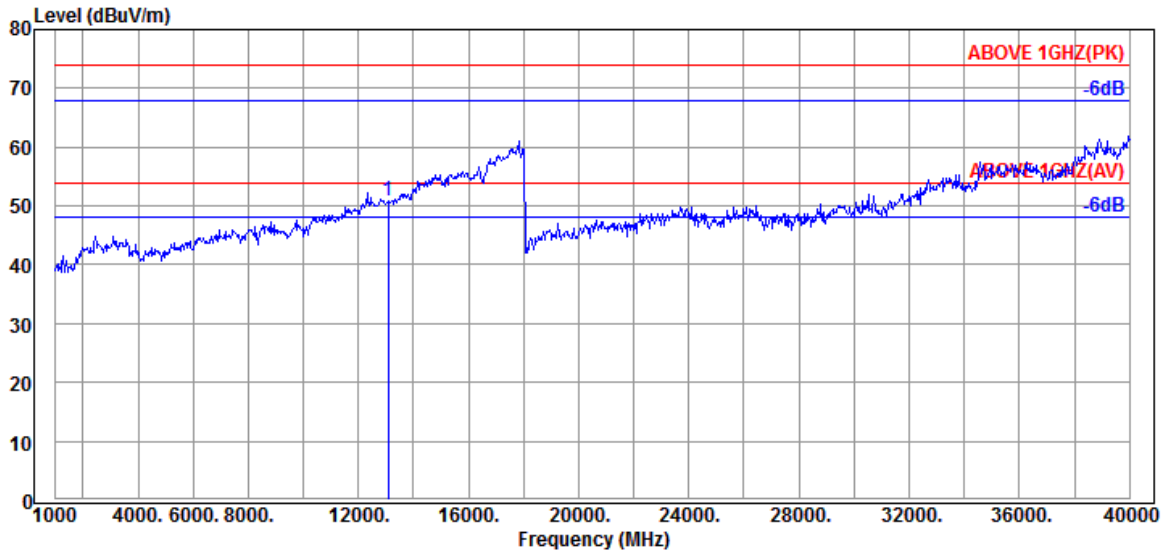

Antenna at Vertical Polarization

Emission Frequency (MHz)	Antenna Factor (dB/m)	Cable Loss (dB)	Preamp Gain (dB)	Read Level (dBμV)	Emission Level (dBμV/m)	Limits (dBμV/m)	Margin (dB)	Detector
13070.000	39.93	15.07	37.66	33.43	50.77	54.00	3.23	Peak

This test report may be reproduced in full only. The document may only be updated by Audix Technology Corp. personnel. Any changes will be noted in the Document History section of the report.

Audix Technology Corp.
No. 491, Zhongfu Rd., Linkou Dist.,
New Taipei City244, Taiwan
Tel: +886 2 26099301
Fax: +886 2 26099303

Mode	802.11ax-HE20	U-NII Band	8
		Frequency	TX 6995MHz

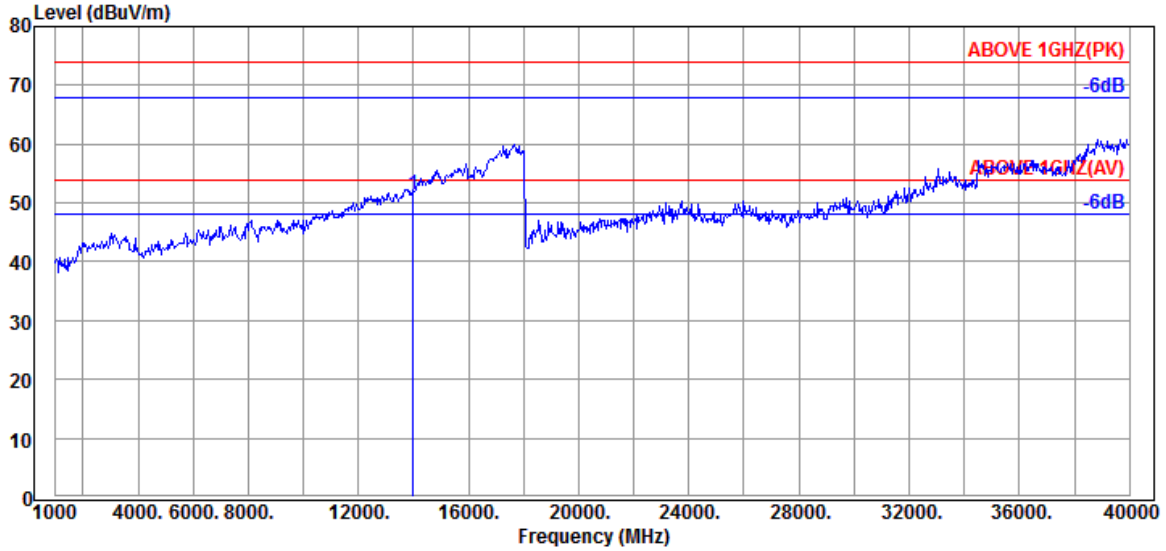

Antenna at Horizontal Polarization

Emission Frequency (MHz)	Antenna Factor (dB/m)	Cable Loss (dB)	Preamp Gain (dB)	Read Level (dBμV)	Emission Level (dBμV/m)	Limits (dBμV/m)	Margin (dB)	Detector
13990.000	41.70	15.86	37.21	31.13	51.48	54.00	2.52	Peak

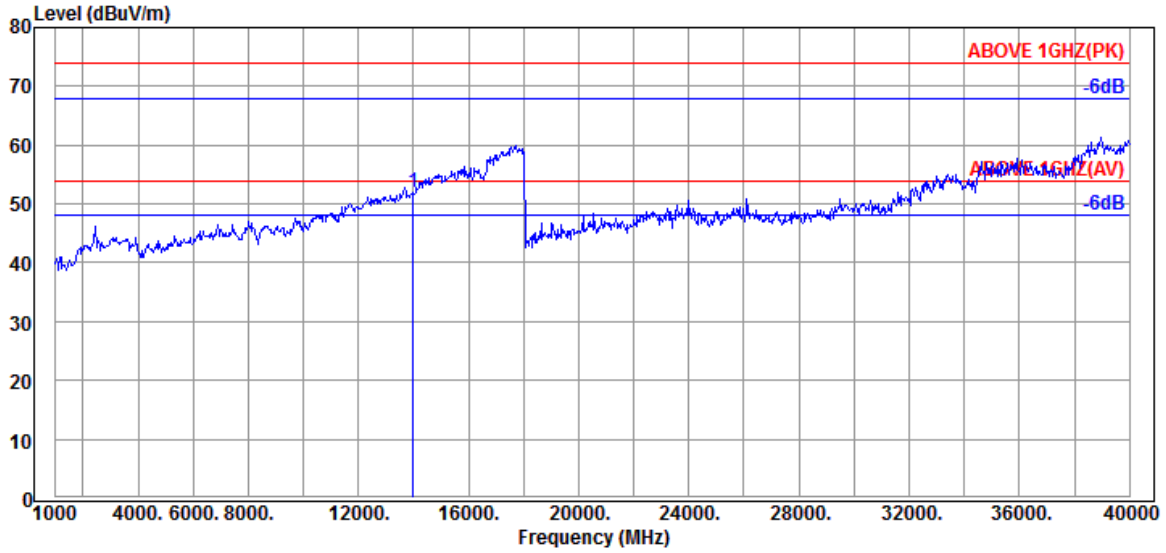

Antenna at Vertical Polarization

Emission Frequency (MHz)	Antenna Factor (dB/m)	Cable Loss (dB)	Preamp Gain (dB)	Read Level (dBμV)	Emission Level (dBμV/m)	Limits (dBμV/m)	Margin (dB)	Detector
13990.000	41.70	15.86	37.21	31.49	51.84	54.00	2.16	Peak

This test report may be reproduced in full only. The document may only be updated by Audix Technology Corp. personnel. Any changes will be noted in the Document History section of the report.

Audix Technology Corp.
No. 491, Zhongfu Rd., Linkou Dist.,
New Taipei City244, Taiwan

Tel: +886 2 26099301
Fax: +886 2 26099303

Mode	802.11ax-HE40	U-NII Band	5
		Frequency	TX 6165MHz

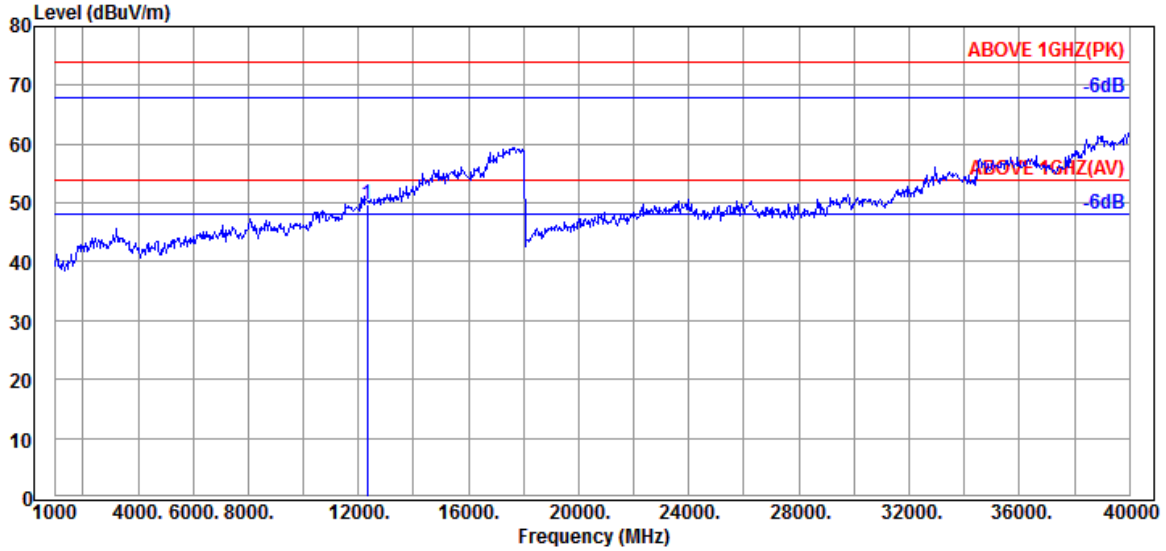

Antenna at Horizontal Polarization

Emission Frequency (MHz)	Antenna Factor (dB/m)	Cable Loss (dB)	Preamp Gain (dB)	Read Level (dBμV)	Emission Level (dBμV/m)	Limits (dBμV/m)	Margin (dB)	Detector
12330.000	38.90	14.43	38.97	35.48	49.84	54.00	4.16	Peak

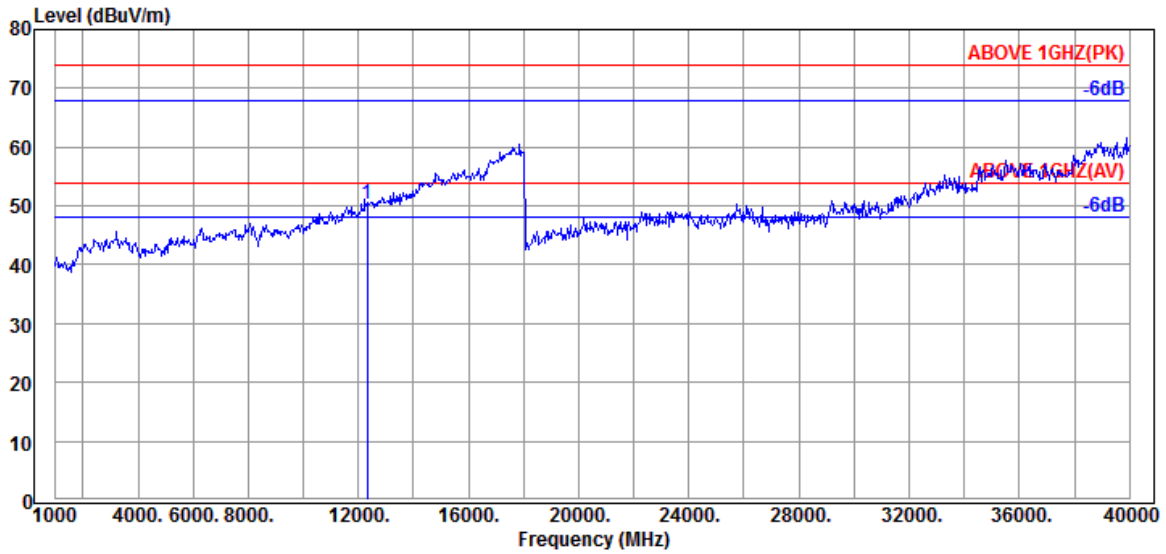

Antenna at Vertical Polarization

Emission Frequency (MHz)	Antenna Factor (dB/m)	Cable Loss (dB)	Preamp Gain (dB)	Read Level (dBμV)	Emission Level (dBμV/m)	Limits (dBμV/m)	Margin (dB)	Detector
12330.000	38.90	14.43	38.97	35.82	50.18	54.00	3.82	Peak

This test report may be reproduced in full only. The document may only be updated by Audix Technology Corp. personnel. Any changes will be noted in the Document History section of the report.

Audix Technology Corp.
No. 491, Zhongfu Rd., Linkou Dist.,
New Taipei City244, Taiwan
Tel: +886 2 26099301
Fax: +886 2 26099303

Mode	802.11ax-HE40	U-NII Band	6
		Frequency	TX 6445MHz

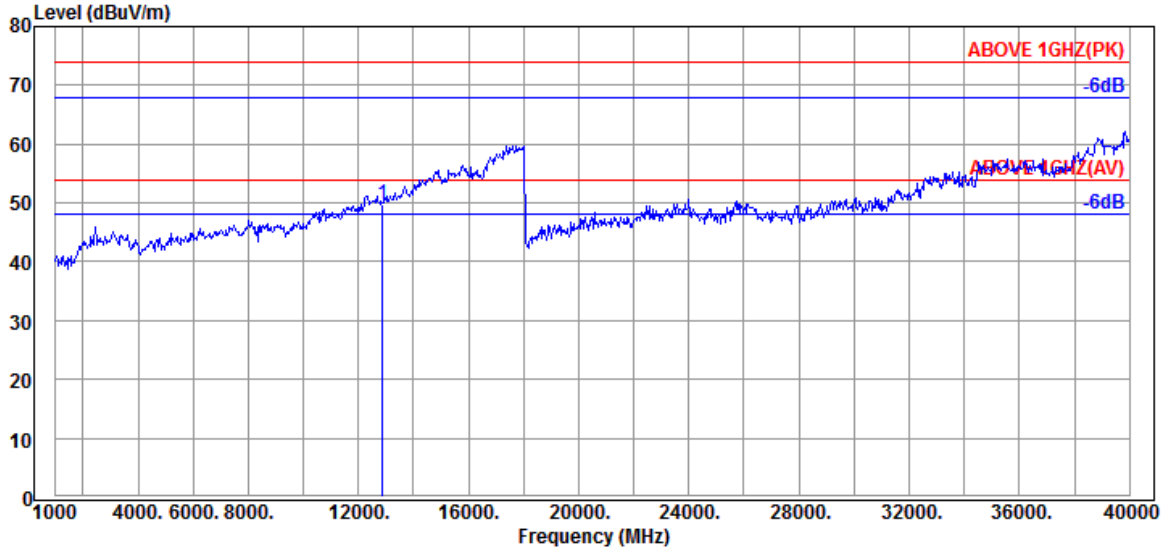

Antenna at Horizontal Polarization

Emission Frequency (MHz)	Antenna Factor (dB/m)	Cable Loss (dB)	Preamp Gain (dB)	Read Level (dBμV)	Emission Level (dBμV/m)	Limits (dBμV/m)	Margin (dB)	Detector
12890.000	39.37	14.90	37.99	33.41	49.69	54.00	4.31	Peak

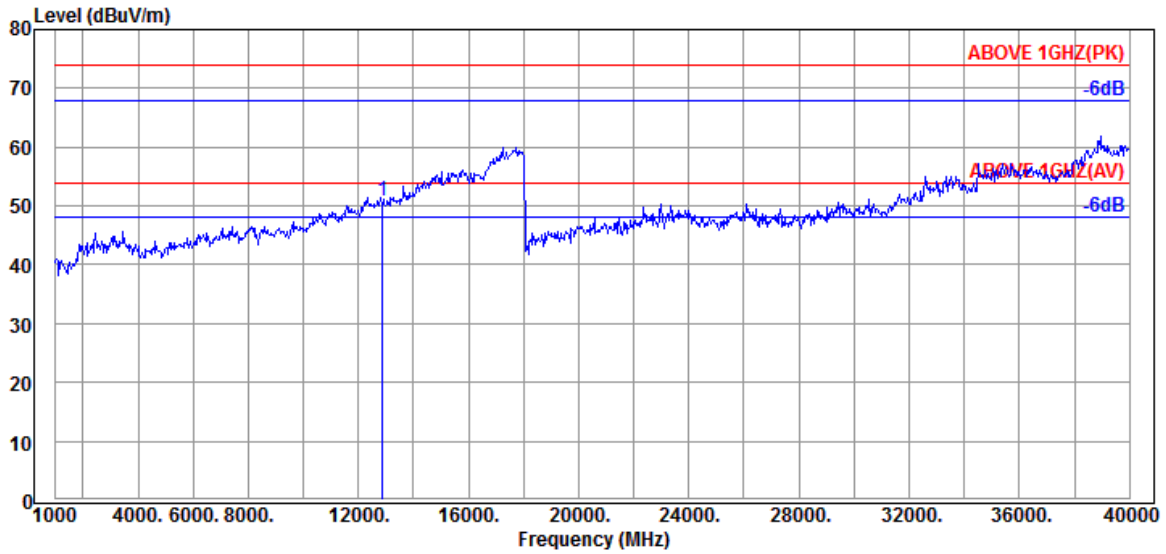

Antenna at Vertical Polarization

Emission Frequency (MHz)	Antenna Factor (dB/m)	Cable Loss (dB)	Preamp Gain (dB)	Read Level (dBμV)	Emission Level (dBμV/m)	Limits (dBμV/m)	Margin (dB)	Detector
12890.000	39.37	14.90	37.99	34.51	50.79	54.00	3.21	Peak

This test report may be reproduced in full only. The document may only be updated by Audix Technology Corp. personnel. Any changes will be noted in the Document History section of the report.

Audix Technology Corp.
No. 491, Zhongfu Rd., Linkou Dist.,
New Taipei City244, Taiwan

Tel: +886 2 26099301
Fax: +886 2 26099303

Mode	802.11ax-HE40	U-NII Band	7
		Frequency	TX 6525MHz

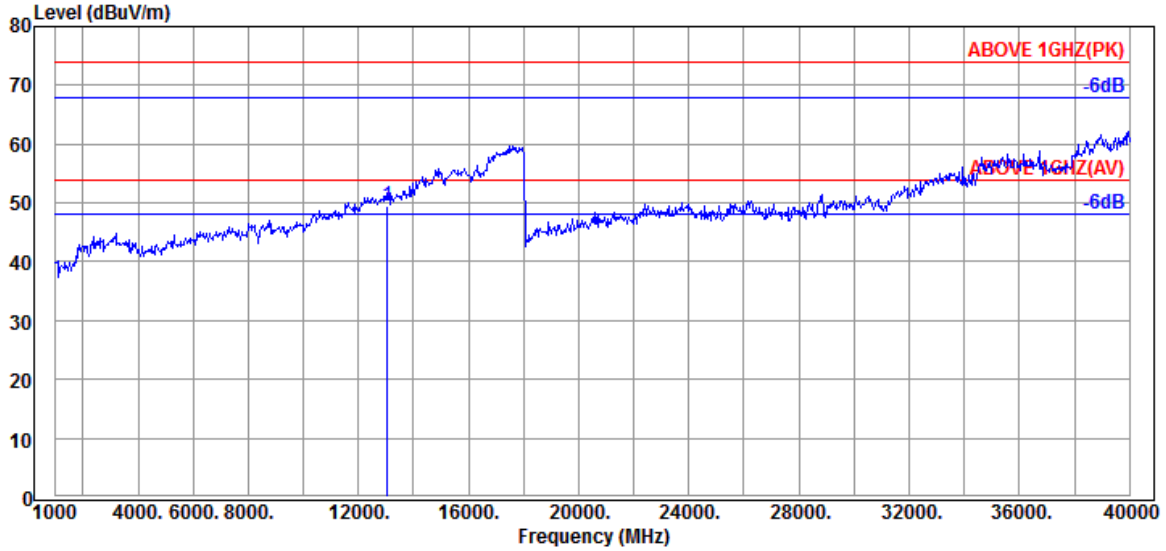

Antenna at Horizontal Polarization

Emission Frequency (MHz)	Antenna Factor (dB/m)	Cable Loss (dB)	Preamp Gain (dB)	Read Level (dBμV)	Emission Level (dBμV/m)	Limits (dBμV/m)	Margin (dB)	Detector
13050.000	39.93	15.07	37.66	32.17	49.51	54.00	4.49	Peak

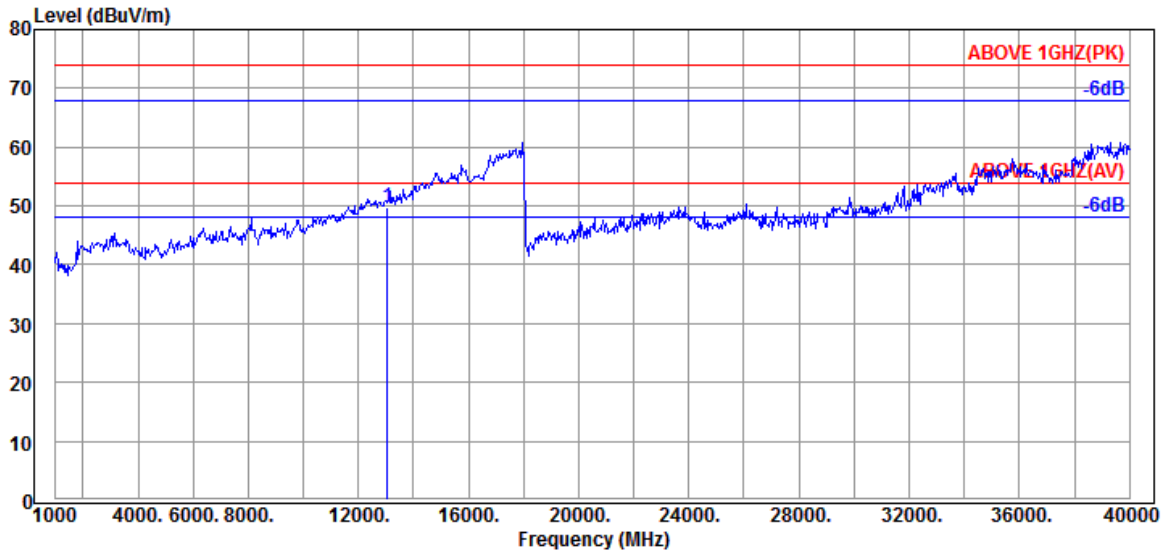

Antenna at Vertical Polarization

Emission Frequency (MHz)	Antenna Factor (dB/m)	Cable Loss (dB)	Preamp Gain (dB)	Read Level (dBμV)	Emission Level (dBμV/m)	Limits (dBμV/m)	Margin (dB)	Detector
13050.000	39.93	15.07	37.66	32.30	49.64	54.00	4.36	Peak

This test report may be reproduced in full only. The document may only be updated by Audix Technology Corp. personnel. Any changes will be noted in the Document History section of the report.

Audix Technology Corp.
No. 491, Zhongfu Rd., Linkou Dist.,
New Taipei City244, Taiwan
Tel: +886 2 26099301
Fax: +886 2 26099303

Mode	802.11ax-HE40	U-NII Band	8
		Frequency	TX 7085MHz

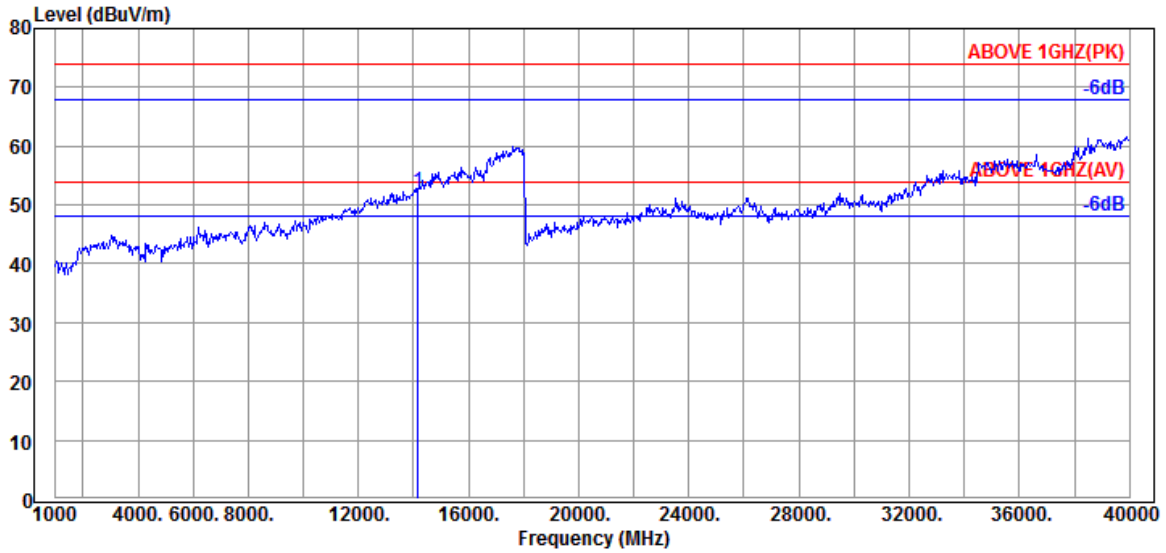

Antenna at Horizontal Polarization

Emission Frequency (MHz)	Antenna Factor (dB/m)	Cable Loss (dB)	Preamp Gain (dB)	Read Level (dBμV)	Emission Level (dBμV/m)	Limits (dBμV/m)	Margin (dB)	Detector
14170.000	41.80	15.97	37.46	31.97	52.28	54.00	1.72	Peak

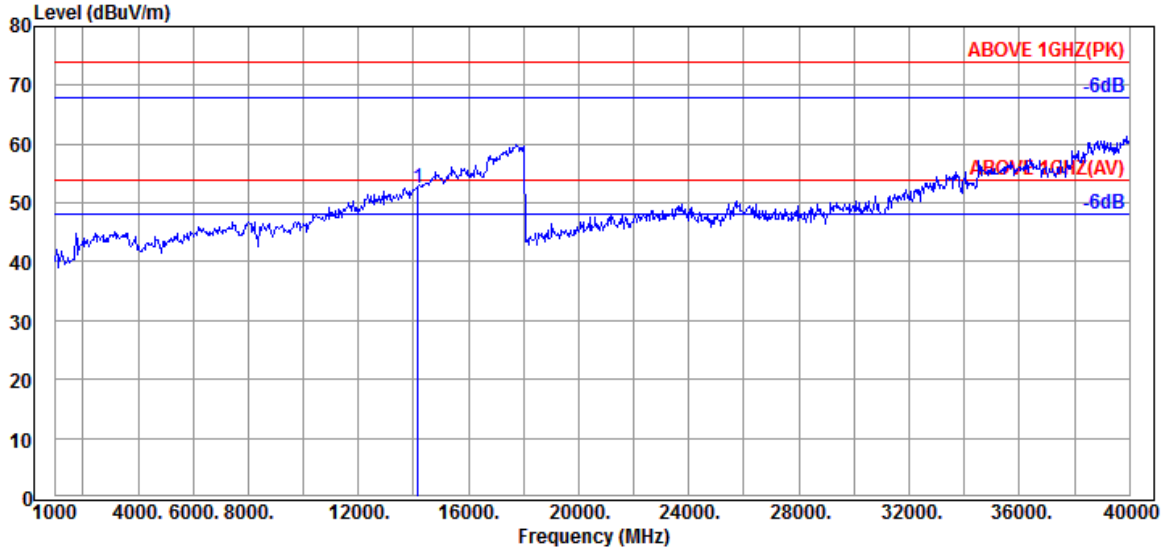

Antenna at Vertical Polarization

Emission Frequency (MHz)	Antenna Factor (dB/m)	Cable Loss (dB)	Preamp Gain (dB)	Read Level (dBμV)	Emission Level (dBμV/m)	Limits (dBμV/m)	Margin (dB)	Detector
14170.000	41.80	15.97	37.46	32.22	52.53	54.00	1.47	Peak

This test report may be reproduced in full only. The document may only be updated by Audix Technology Corp. personnel. Any changes will be noted in the Document History section of the report.

Audix Technology Corp.
No. 491, Zhongfu Rd., Linkou Dist.,
New Taipei City244, Taiwan

Tel: +886 2 26099301
Fax: +886 2 26099303

Mode	802.11ax-HE80	U-NII Band	5
		Frequency	TX 5985MHz

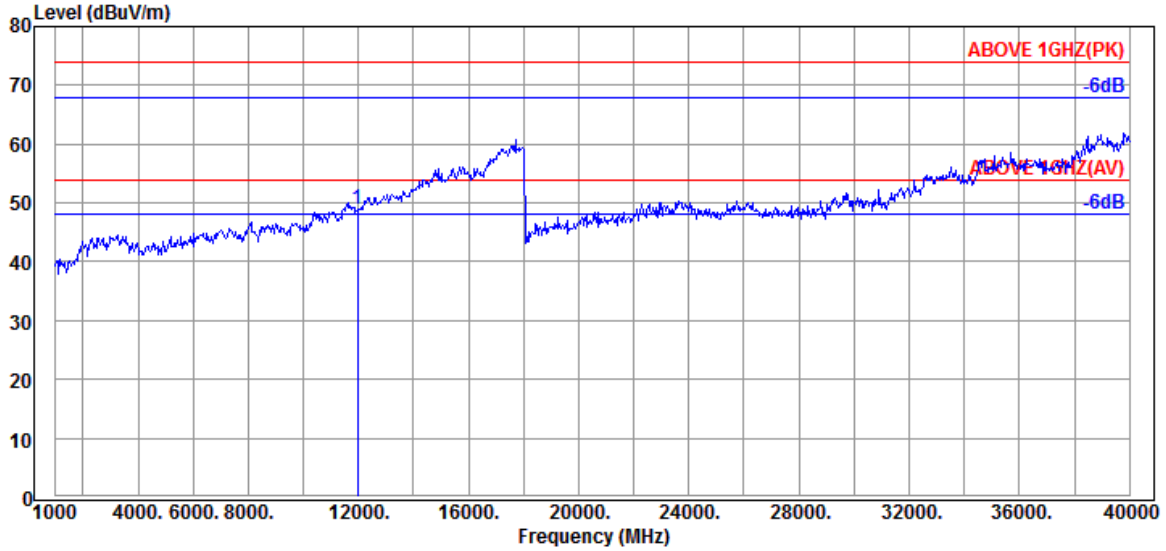

Antenna at Horizontal Polarization

Emission Frequency (MHz)	Antenna Factor (dB/m)	Cable Loss (dB)	Preamp Gain (dB)	Read Level (dBμV)	Emission Level (dBμV/m)	Limits (dBμV/m)	Margin (dB)	Detector
12290.000	38.90	14.39	39.02	37.32	51.59	54.00	2.41	Peak

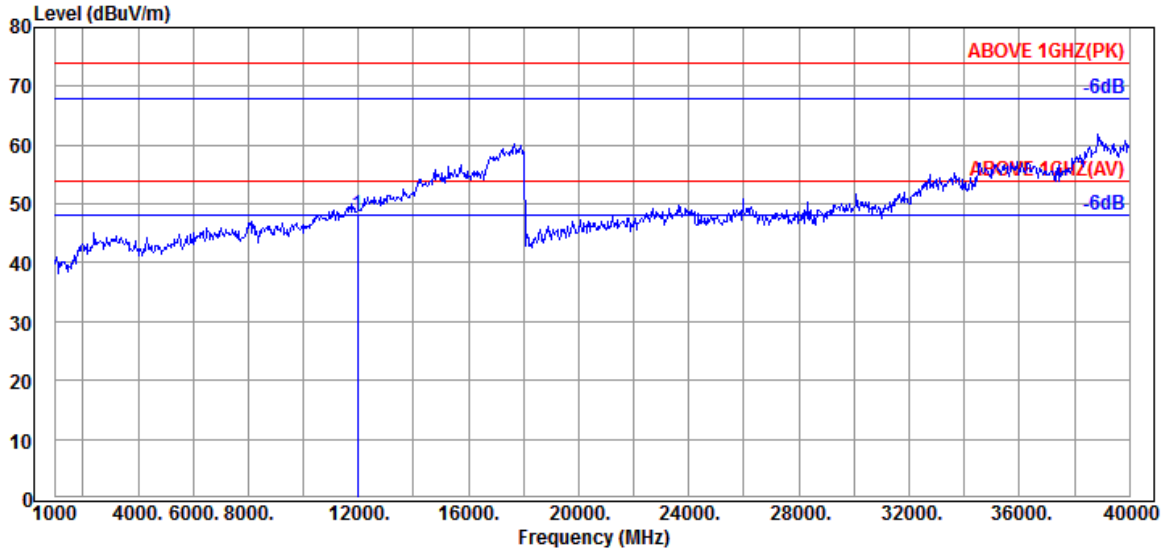

Antenna at Vertical Polarization

Emission Frequency (MHz)	Antenna Factor (dB/m)	Cable Loss (dB)	Preamp Gain (dB)	Read Level (dBμV)	Emission Level (dBμV/m)	Limits (dBμV/m)	Margin (dB)	Detector
11970.000	39.17	14.11	39.36	34.30	48.22	54.00	5.78	Peak

This test report may be reproduced in full only. The document may only be updated by Audix Technology Corp. personnel. Any changes will be noted in the Document History section of the report.

Audix Technology Corp.
No. 491, Zhongfu Rd., Linkou Dist.,
New Taipei City244, Taiwan

Tel: +886 2 26099301
Fax: +886 2 26099303

Mode	802.11ax-HE80	U-NII Band	6
		Frequency	TX 6545MHz

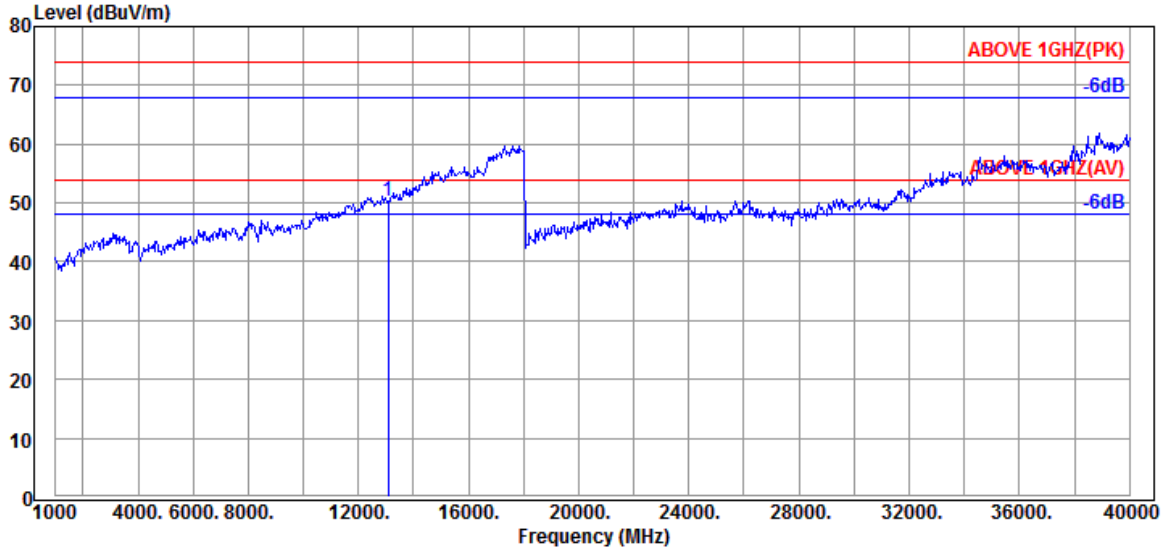

Antenna at Horizontal Polarization

Emission Frequency (MHz)	Antenna Factor (dB/m)	Cable Loss (dB)	Preamp Gain (dB)	Read Level (dBμV)	Emission Level (dBμV/m)	Limits (dBμV/m)	Margin (dB)	Detector
13090.000	40.00	15.10	37.59	32.78	50.29	54.00	3.71	Peak

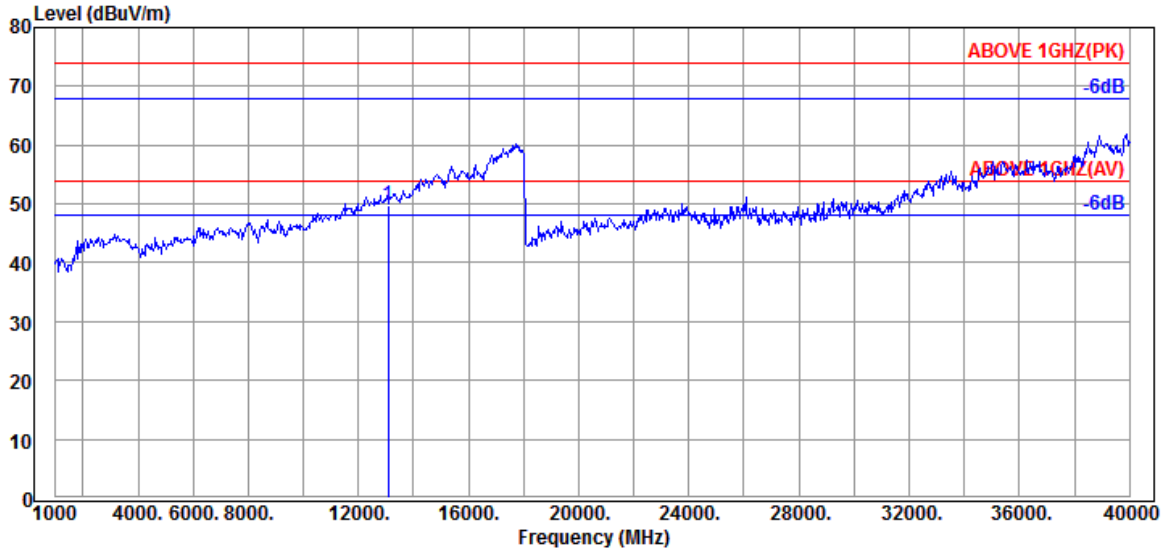

Antenna at Vertical Polarization

Emission Frequency (MHz)	Antenna Factor (dB/m)	Cable Loss (dB)	Preamp Gain (dB)	Read Level (dBμV)	Emission Level (dBμV/m)	Limits (dBμV/m)	Margin (dB)	Detector
13090.000	40.00	15.10	37.59	32.35	49.86	54.00	4.14	Peak

This test report may be reproduced in full only. The document may only be updated by Audix Technology Corp. personnel. Any changes will be noted in the Document History section of the report.

Audix Technology Corp.
No. 491, Zhongfu Rd., Linkou Dist.,
New Taipei City244, Taiwan

Tel: +886 2 26099301
Fax: +886 2 26099303

Mode	802.11ax-HE80	U-NII Band	7
		Frequency	TX 6705MHz

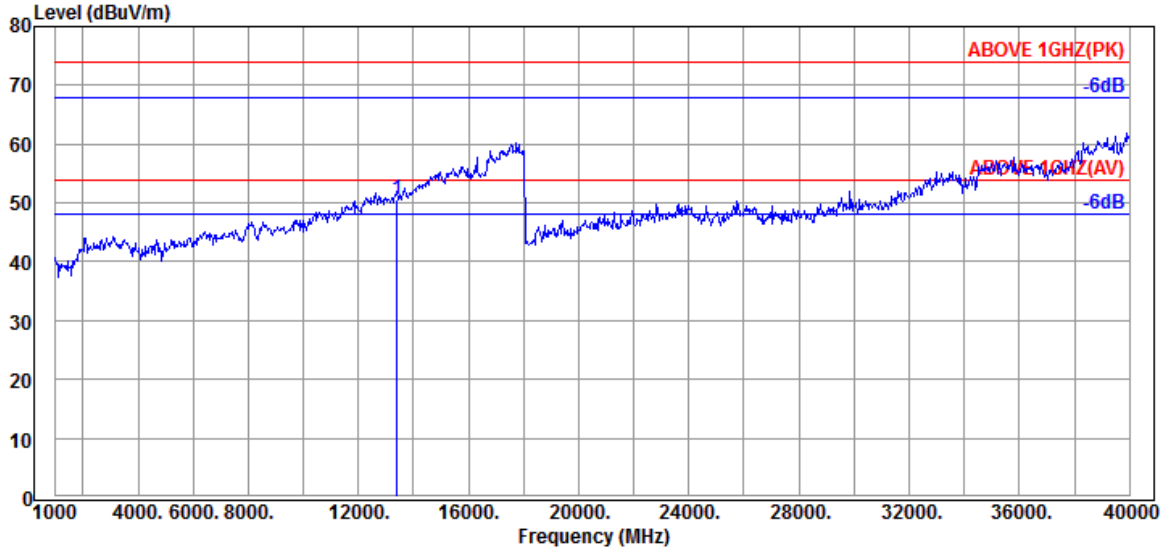

Antenna at Horizontal Polarization

Emission Frequency (MHz)	Antenna Factor (dB/m)	Cable Loss (dB)	Preamp Gain (dB)	Read Level (dBμV)	Emission Level (dBμV/m)	Limits (dBμV/m)	Margin (dB)	Detector
13410.000	40.80	15.36	37.16	31.69	50.69	54.00	3.31	Peak

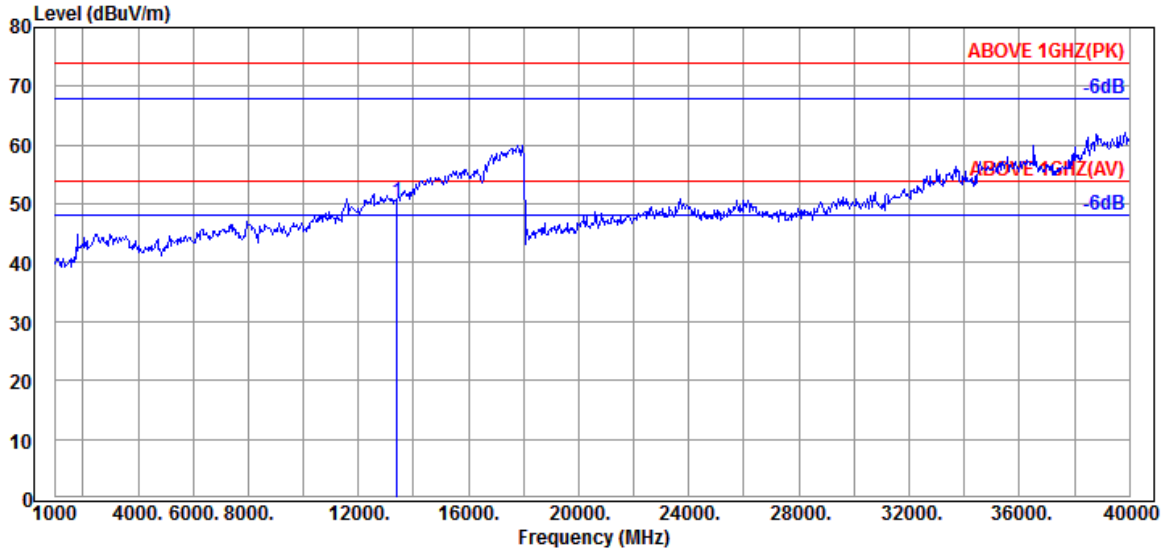

Antenna at Vertical Polarization

Emission Frequency (MHz)	Antenna Factor (dB/m)	Cable Loss (dB)	Preamp Gain (dB)	Read Level (dBμV)	Emission Level (dBμV/m)	Limits (dBμV/m)	Margin (dB)	Detector
13410.000	40.80	15.36	37.16	31.20	50.20	54.00	3.80	Peak

This test report may be reproduced in full only. The document may only be updated by Audix Technology Corp. personnel. Any changes will be noted in the Document History section of the report.

Audix Technology Corp.
No. 491, Zhongfu Rd., Linkou Dist.,
New Taipei City244, Taiwan

Tel: +886 2 26099301
Fax: +886 2 26099303

Mode	802.11ax-HE80	U-NII Band	8
		Frequency	TX 6865MHz

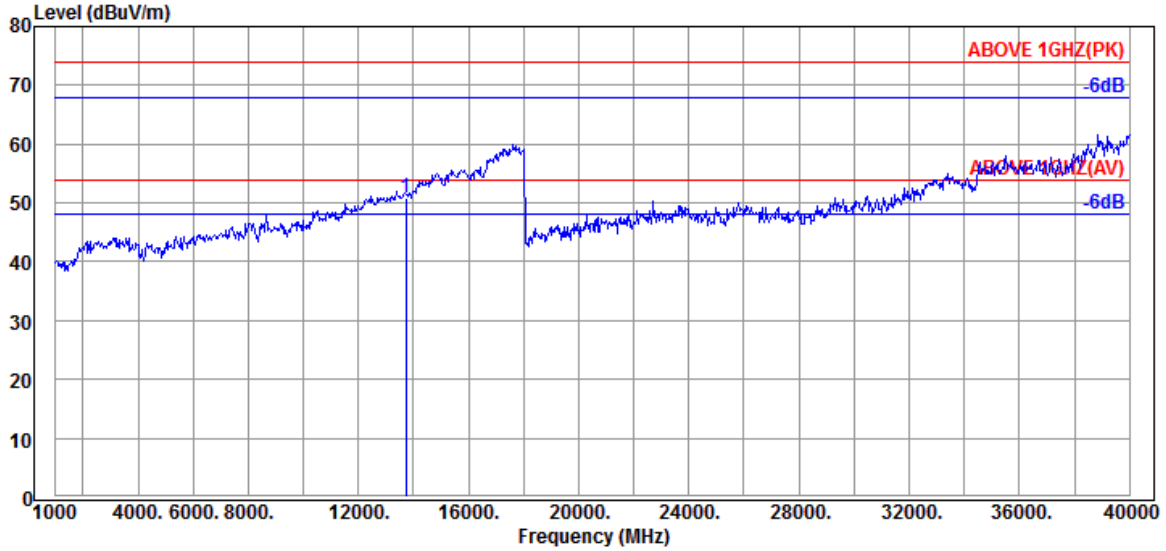

Antenna at Horizontal Polarization

Emission Frequency (MHz)	Antenna Factor (dB/m)	Cable Loss (dB)	Preamp Gain (dB)	Read Level (dBμV)	Emission Level (dBμV/m)	Limits (dBμV/m)	Margin (dB)	Detector
13730.000	41.00	15.63	37.11	31.30	50.82	54.00	3.18	Peak

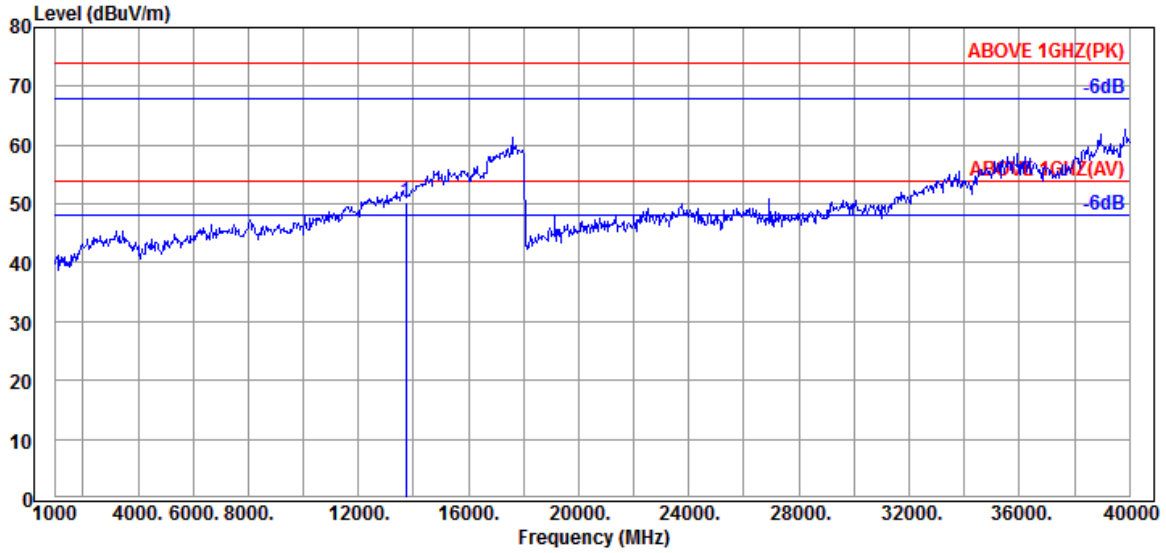

Antenna at Vertical Polarization

Emission Frequency (MHz)	Antenna Factor (dB/m)	Cable Loss (dB)	Preamp Gain (dB)	Read Level (dBμV)	Emission Level (dBμV/m)	Limits (dBμV/m)	Margin (dB)	Detector
13730.000	41.00	15.63	37.11	30.74	50.26	54.00	3.74	Peak

This test report may be reproduced in full only. The document may only be updated by Audix Technology Corp. personnel. Any changes will be noted in the Document History section of the report.

Audix Technology Corp.
No. 491, Zhongfu Rd., Linkou Dist.,
New Taipei City244, Taiwan
Tel: +886 2 26099301
Fax: +886 2 26099303

Mode	802.11ax-HE160	U-NII Band	5
		Frequency	TX 6025MHz

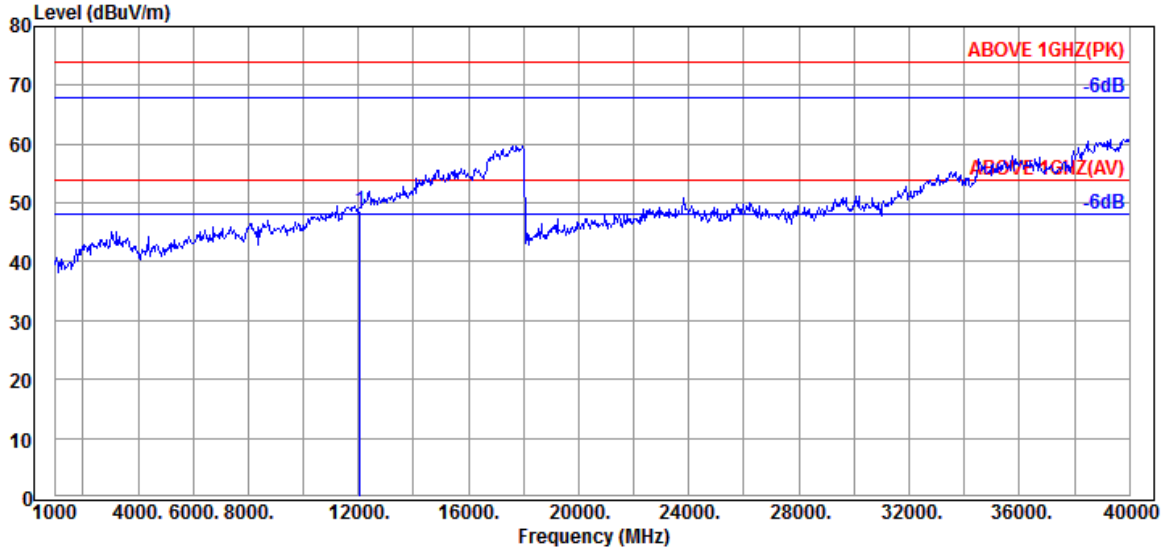

Antenna at Horizontal Polarization

Emission Frequency (MHz)	Antenna Factor (dB/m)	Cable Loss (dB)	Preamp Gain (dB)	Read Level (dBμV)	Emission Level (dBμV/m)	Limits (dBμV/m)	Margin (dB)	Detector
12050.000	39.03	14.17	39.29	34.67	48.58	54.00	5.42	Peak

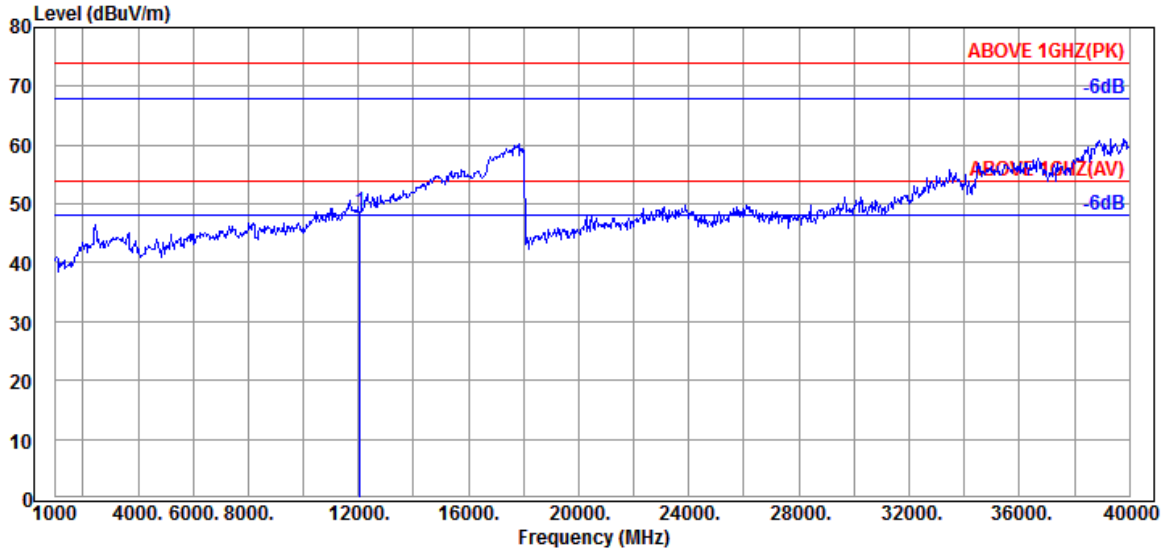

Antenna at Vertical Polarization

Emission Frequency (MHz)	Antenna Factor (dB/m)	Cable Loss (dB)	Preamp Gain (dB)	Read Level (dBμV)	Emission Level (dBμV/m)	Limits (dBμV/m)	Margin (dB)	Detector
12050.000	39.03	14.17	39.29	34.69	48.60	54.00	5.40	Peak

This test report may be reproduced in full only. The document may only be updated by Audix Technology Corp. personnel. Any changes will be noted in the Document History section of the report.

Audix Technology Corp.
No. 491, Zhongfu Rd., Linkou Dist.,
New Taipei City244, Taiwan
Tel: +886 2 26099301
Fax: +886 2 26099303

Mode	802.11ax-HE160	U-NII Band	6
		Frequency	TX 6505MHz

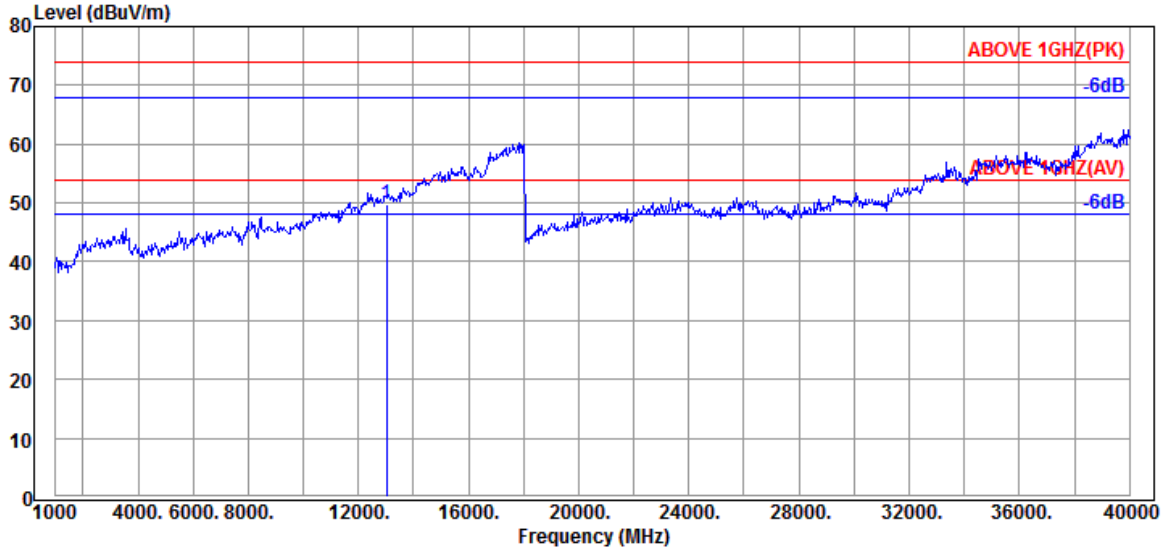

Antenna at Horizontal Polarization

Emission Frequency (MHz)	Antenna Factor (dB/m)	Cable Loss (dB)	Preamp Gain (dB)	Read Level (dBμV)	Emission Level (dBμV/m)	Limits (dBμV/m)	Margin (dB)	Detector
13010.000	39.87	15.03	37.72	32.57	49.75	54.00	4.25	Peak

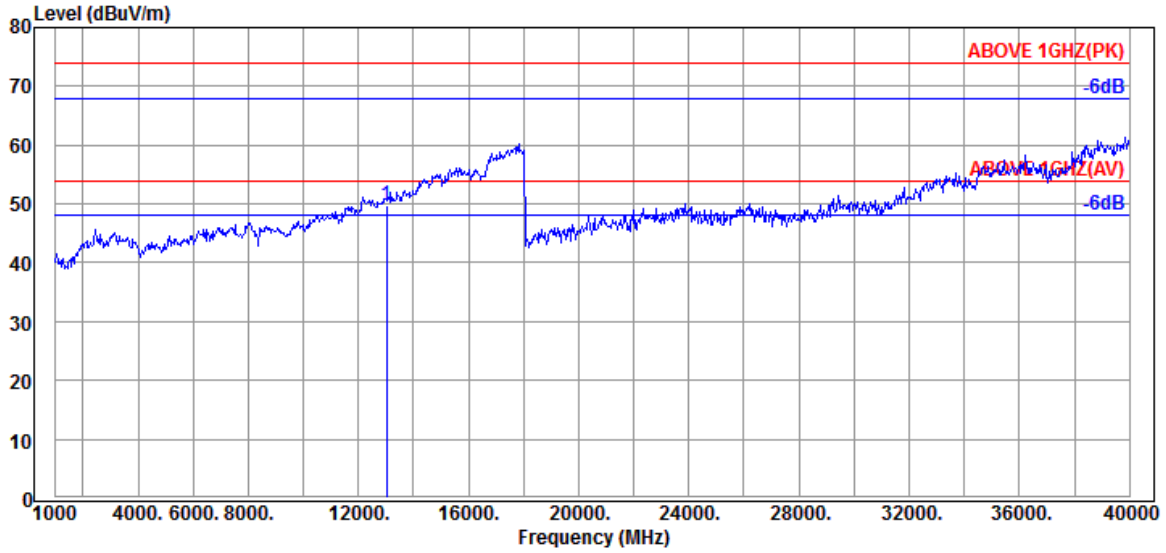

Antenna at Vertical Polarization

Emission Frequency (MHz)	Antenna Factor (dB/m)	Cable Loss (dB)	Preamp Gain (dB)	Read Level (dBμV)	Emission Level (dBμV/m)	Limits (dBμV/m)	Margin (dB)	Detector
13010.000	39.87	15.03	37.72	32.54	49.72	54.00	4.28	Peak

This test report may be reproduced in full only. The document may only be updated by Audix Technology Corp. personnel. Any changes will be noted in the Document History section of the report.

Audix Technology Corp.
No. 491, Zhongfu Rd., Linkou Dist.,
New Taipei City244, Taiwan
Tel: +886 2 26099301
Fax: +886 2 26099303

Mode	802.11ax-HE160	U-NII Band	7
		Frequency	TX 6665MHz

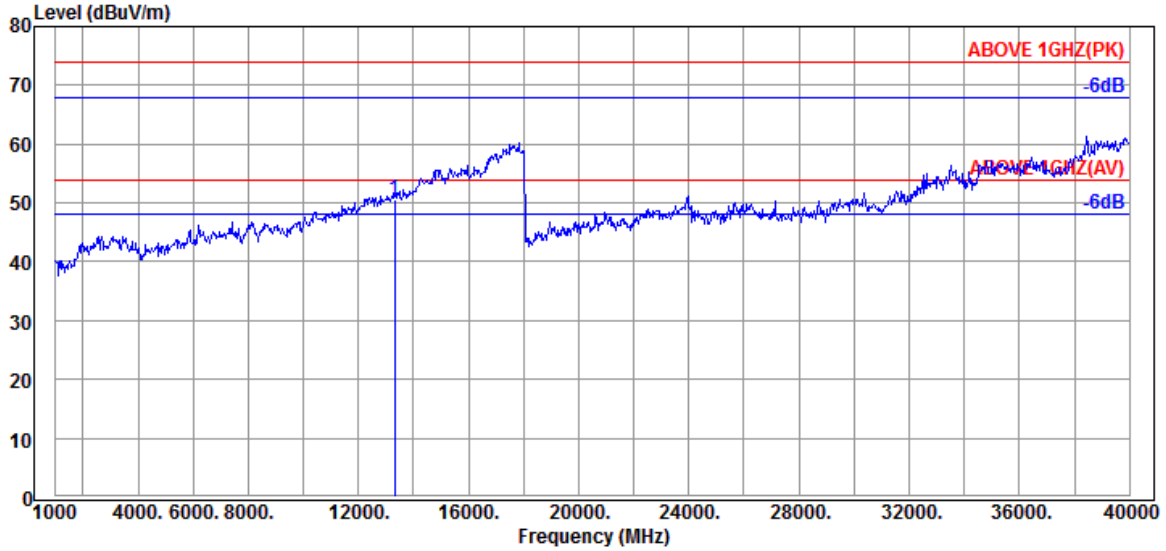

Antenna at Horizontal Polarization

Emission Frequency (MHz)	Antenna Factor (dB/m)	Cable Loss (dB)	Preamp Gain (dB)	Read Level (dBμV)	Emission Level (dBμV/m)	Limits (dBμV/m)	Margin (dB)	Detector
13330.000	40.73	15.30	37.28	31.92	50.67	54.00	3.33	Peak

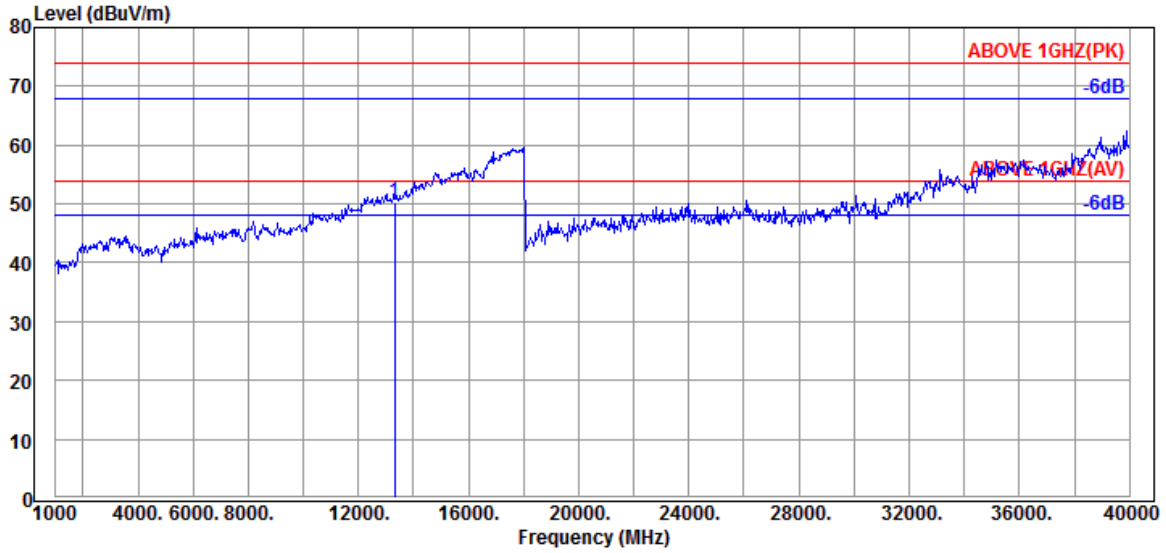

Antenna at Vertical Polarization

Emission Frequency (MHz)	Antenna Factor (dB/m)	Cable Loss (dB)	Preamp Gain (dB)	Read Level (dBμV)	Emission Level (dBμV/m)	Limits (dBμV/m)	Margin (dB)	Detector
13330.000	40.73	15.30	37.28	31.66	50.41	54.00	3.59	Peak

This test report may be reproduced in full only. The document may only be updated by Audix Technology Corp. personnel. Any changes will be noted in the Document History section of the report.

Audix Technology Corp.
No. 491, Zhongfu Rd., Linkou Dist.,
New Taipei City244, Taiwan
Tel: +886 2 26099301
Fax: +886 2 26099303

Mode	802.11ax-HE160	U-NII Band	8
		Frequency	TX 6985MHz

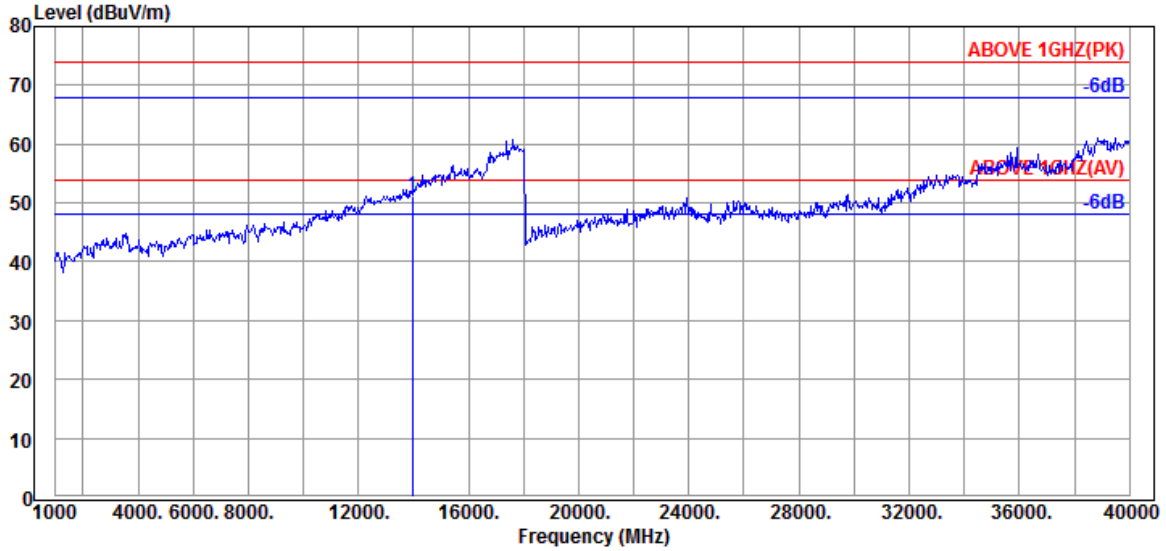

Antenna at Horizontal Polarization

Emission Frequency (MHz)	Antenna Factor (dB/m)	Cable Loss (dB)	Preamp Gain (dB)	Read Level (dBμV)	Emission Level (dBμV/m)	Limits (dBμV/m)	Margin (dB)	Detector
13970.000	41.50	15.83	37.21	31.02	51.14	54.00	2.86	Peak

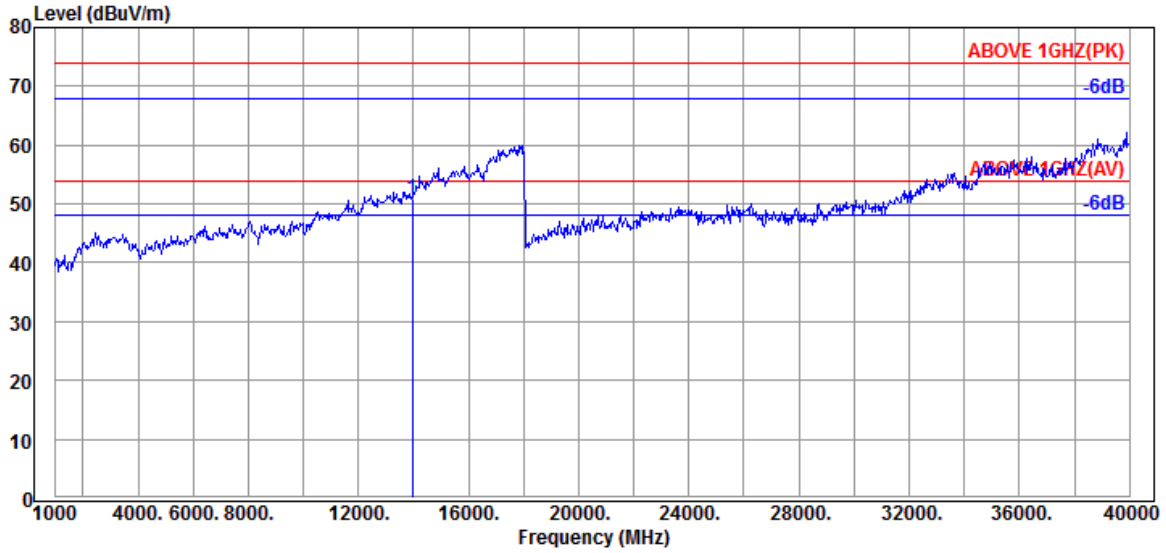

Antenna at Vertical Polarization

Emission Frequency (MHz)	Antenna Factor (dB/m)	Cable Loss (dB)	Preamp Gain (dB)	Read Level (dBμV)	Emission Level (dBμV/m)	Limits (dBμV/m)	Margin (dB)	Detector
13970.000	41.50	15.83	37.21	30.73	50.85	54.00	3.15	Peak

This test report may be reproduced in full only. The document may only be updated by Audix Technology Corp. personnel. Any changes will be noted in the Document History section of the report.

Audix Technology Corp.
No. 491, Zhongfu Rd., Linkou Dist.,
New Taipei City244, Taiwan
Tel: +886 2 26099301
Fax: +886 2 26099303

- OFDMA Modulation

Tones	26T	RU Index	S0
Mode	802.11ax-HE160	U-NII Band	5
		Frequency	TX 6025MHz

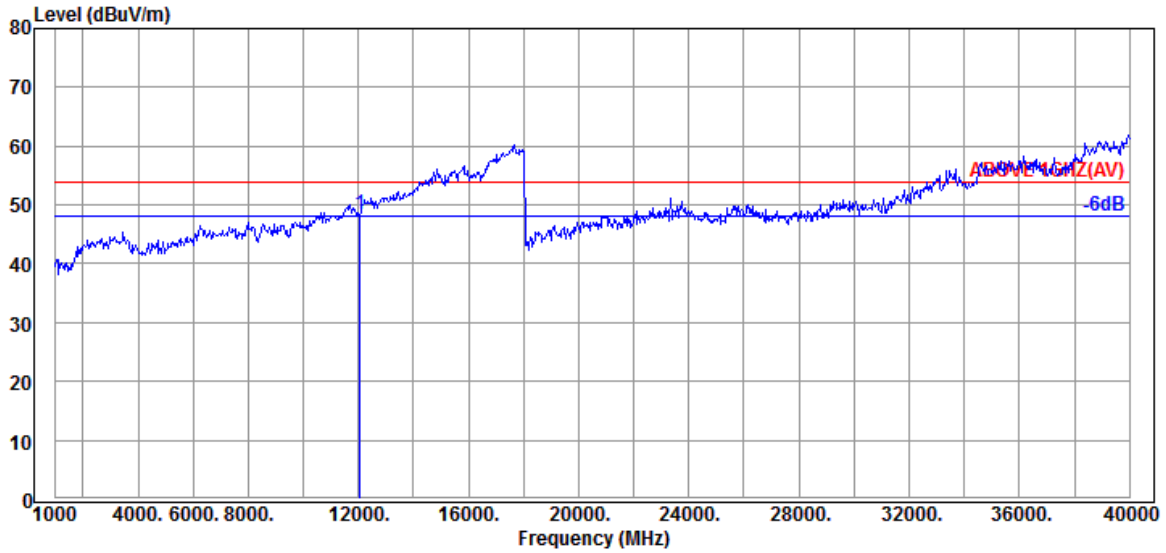

Antenna at Horizontal Polarization

Emission Frequency (MHz)	Antenna Factor (dB/m)	Cable Loss (dB)	Preamp Gain (dB)	Read Level (dBμV)	Emission Level (dBμV/m)	Limits (dBμV/m)	Margin (dB)	Detector
12050.000	39.03	14.17	39.29	34.53	48.44	54.00	5.56	Peak

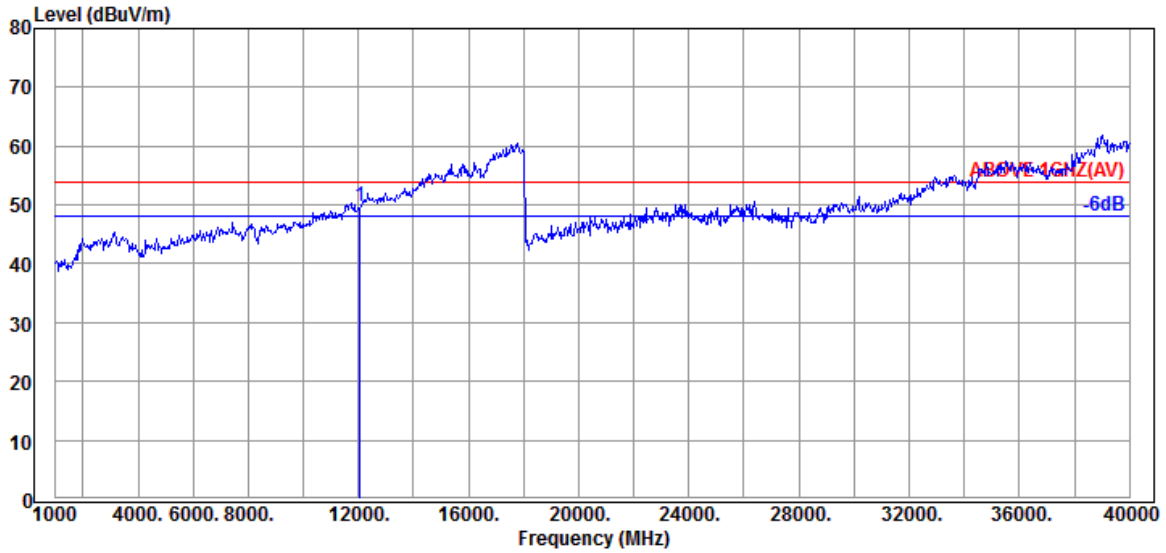

Antenna at Vertical Polarization

Emission Frequency (MHz)	Antenna Factor (dB/m)	Cable Loss (dB)	Preamp Gain (dB)	Read Level (dBμV)	Emission Level (dBμV/m)	Limits (dBμV/m)	Margin (dB)	Detector
12050.000	39.03	14.17	39.29	35.85	49.76	54.00	4.24	Peak

This test report may be reproduced in full only. The document may only be updated by Audix Technology Corp. personnel. Any changes will be noted in the Document History section of the report.

Audix Technology Corp.
No. 491, Zhongfu Rd., Linkou Dist.,
New Taipei City244, Taiwan
Tel: +886 2 26099301
Fax: +886 2 26099303

Tones	52T	RU Index	44
Mode	802.11ax-HE80	U-NII Band	5
		Frequency	TX 5985MHz

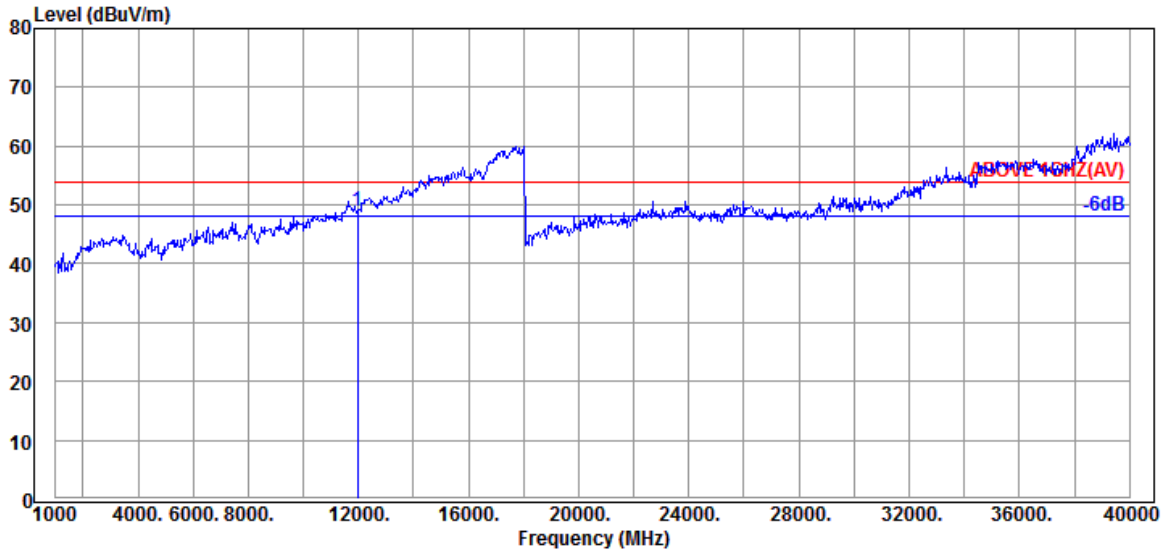

Antenna at Horizontal Polarization

Emission Frequency (MHz)	Antenna Factor (dB/m)	Cable Loss (dB)	Preamp Gain (dB)	Read Level (dBμV)	Emission Level (dBμV/m)	Limits (dBμV/m)	Margin (dB)	Detector
11970.000	39.17	14.11	39.36	34.97	48.89	54.00	5.11	Peak

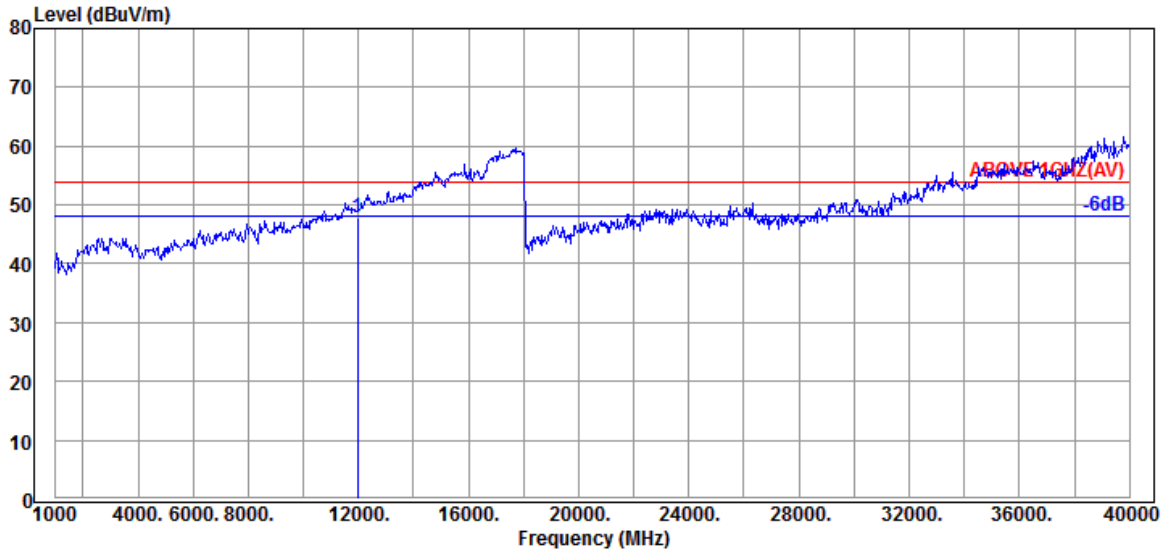

Antenna at Vertical Polarization

Emission Frequency (MHz)	Antenna Factor (dB/m)	Cable Loss (dB)	Preamp Gain (dB)	Read Level (dBμV)	Emission Level (dBμV/m)	Limits (dBμV/m)	Margin (dB)	Detector
11970.000	39.17	14.11	39.36	33.96	47.88	54.00	6.12	Peak

This test report may be reproduced in full only. The document may only be updated by Audix Technology Corp. personnel. Any changes will be noted in the Document History section of the report.

Audix Technology Corp.
No. 491, Zhongfu Rd., Linkou Dist.,
New Taipei City244, Taiwan
Tel: +886 2 26099301
Fax: +886 2 26099303

Tones	106T	RU Index	54
Mode	802.11ax-HE20	U-NII Band	5
		Frequency	TX 5955MHz

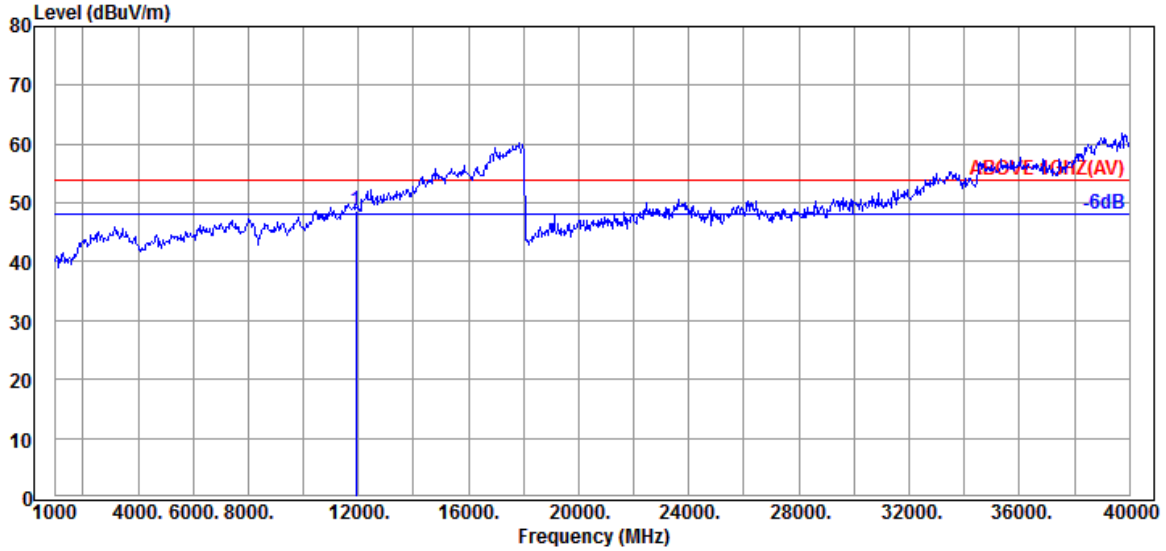

Antenna at Horizontal Polarization

Emission Frequency (MHz)	Antenna Factor (dB/m)	Cable Loss (dB)	Preamp Gain (dB)	Read Level (dBμV)	Emission Level (dBμV/m)	Limits (dBμV/m)	Margin (dB)	Detector
11910.000	39.30	14.04	39.34	34.59	48.59	54.00	5.41	Peak

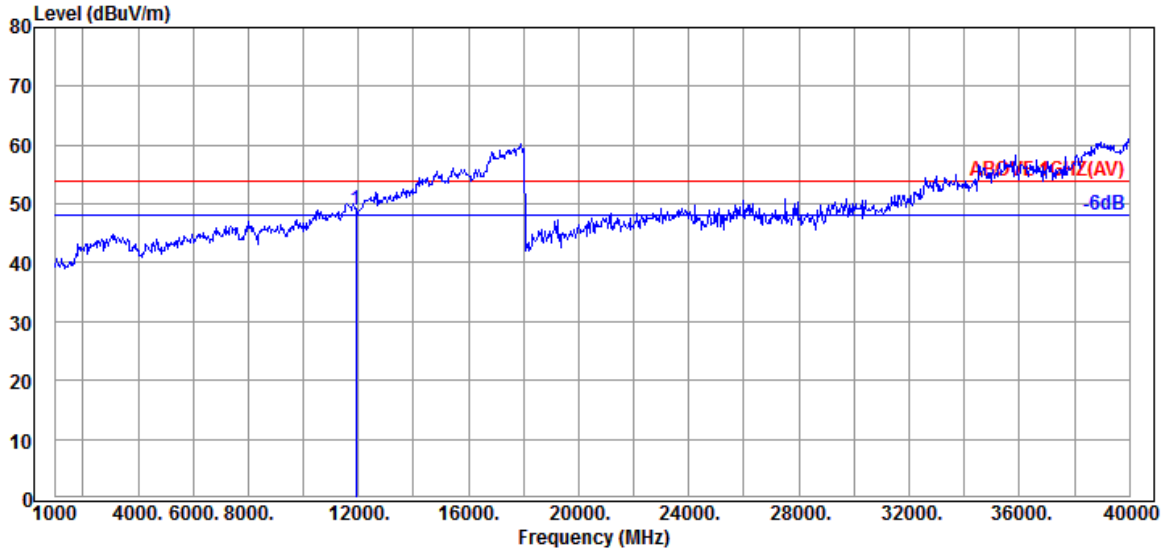

Antenna at Vertical Polarization

Emission Frequency (MHz)	Antenna Factor (dB/m)	Cable Loss (dB)	Preamp Gain (dB)	Read Level (dBμV)	Emission Level (dBμV/m)	Limits (dBμV/m)	Margin (dB)	Detector
11910.000	39.30	14.04	39.34	34.99	48.99	54.00	5.01	Peak

This test report may be reproduced in full only. The document may only be updated by Audix Technology Corp. personnel. Any changes will be noted in the Document History section of the report.

Audix Technology Corp.
No. 491, Zhongfu Rd., Linkou Dist.,
New Taipei City244, Taiwan
Tel: +886 2 26099301
Fax: +886 2 26099303

Tones	242T	RU Index	62
Mode	802.11ax-HE160	U-NII Band	5
		Frequency	TX 6025MHz

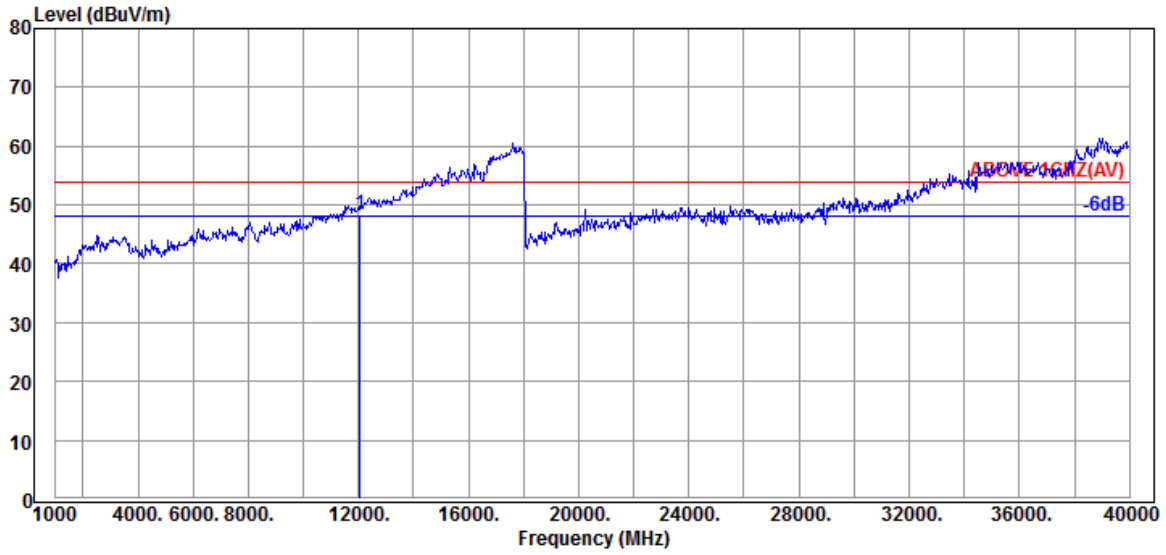

Antenna at Horizontal Polarization

Emission Frequency (MHz)	Antenna Factor (dB/m)	Cable Loss (dB)	Preamp Gain (dB)	Read Level (dBμV)	Emission Level (dBμV/m)	Limits (dBμV/m)	Margin (dB)	Detector
12050.000	39.03	14.17	39.29	34.40	48.31	54.00	5.69	Peak

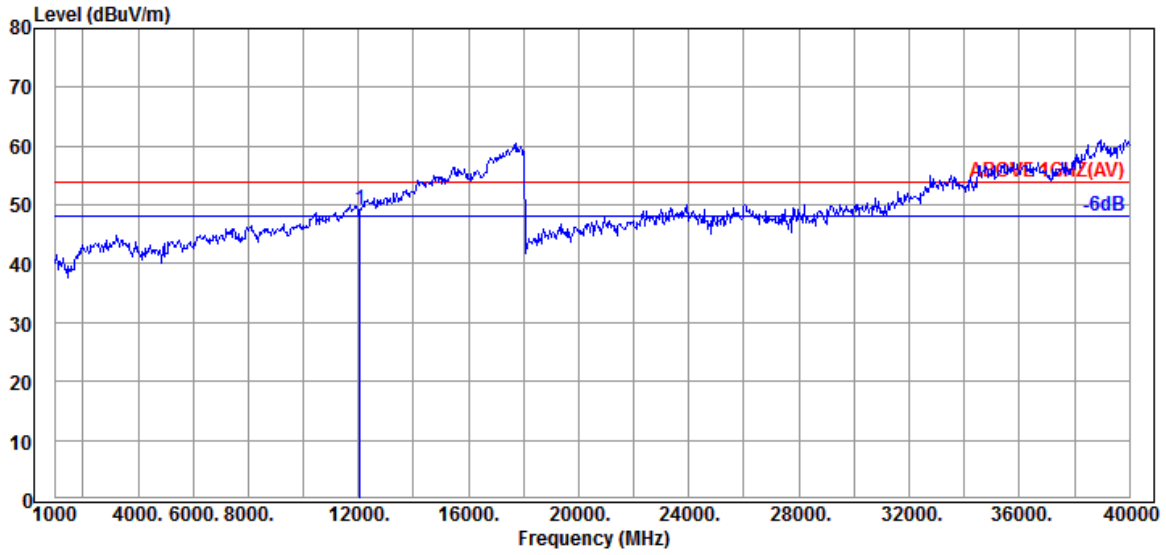

Antenna at Vertical Polarization

Emission Frequency (MHz)	Antenna Factor (dB/m)	Cable Loss (dB)	Preamp Gain (dB)	Read Level (dBμV)	Emission Level (dBμV/m)	Limits (dBμV/m)	Margin (dB)	Detector
12050.000	39.03	14.17	39.29	35.29	49.20	54.00	4.80	Peak

This test report may be reproduced in full only. The document may only be updated by Audix Technology Corp. personnel. Any changes will be noted in the Document History section of the report.

Audix Technology Corp.
No. 491, Zhongfu Rd., Linkou Dist.,
New Taipei City244, Taiwan
Tel: +886 2 26099301
Fax: +886 2 26099303

Tones	484T	RU Index	66
Mode	802.11ax-HE160	U-NII Band	5
		Frequency	TX 6025MHz

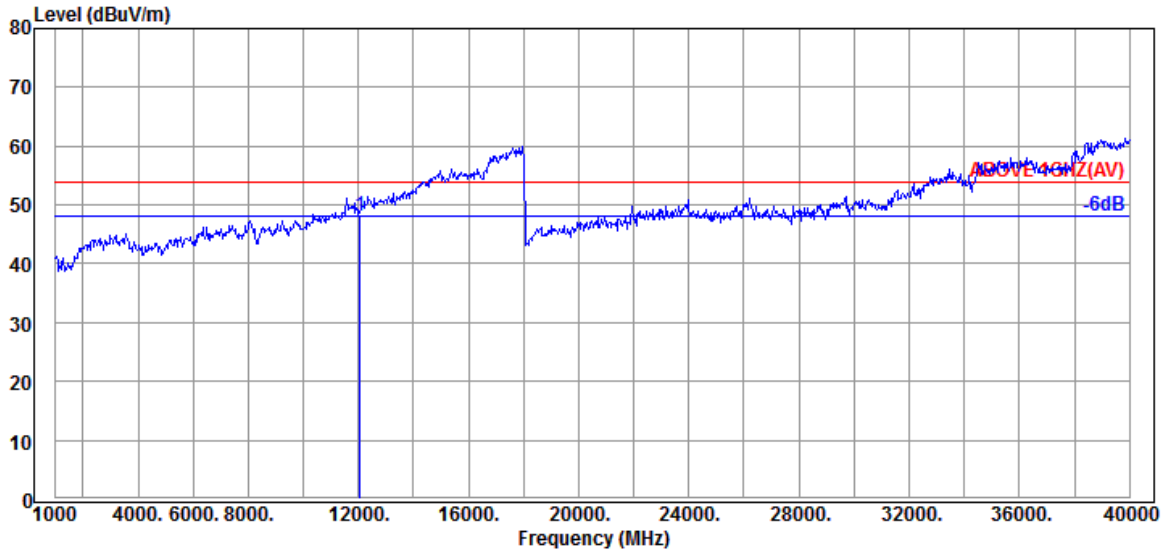

Antenna at Horizontal Polarization

Emission Frequency (MHz)	Antenna Factor (dB/m)	Cable Loss (dB)	Preamp Gain (dB)	Read Level (dBμV)	Emission Level (dBμV/m)	Limits (dBμV/m)	Margin (dB)	Detector
12050.000	39.03	14.17	39.29	34.28	48.19	54.00	5.81	Peak

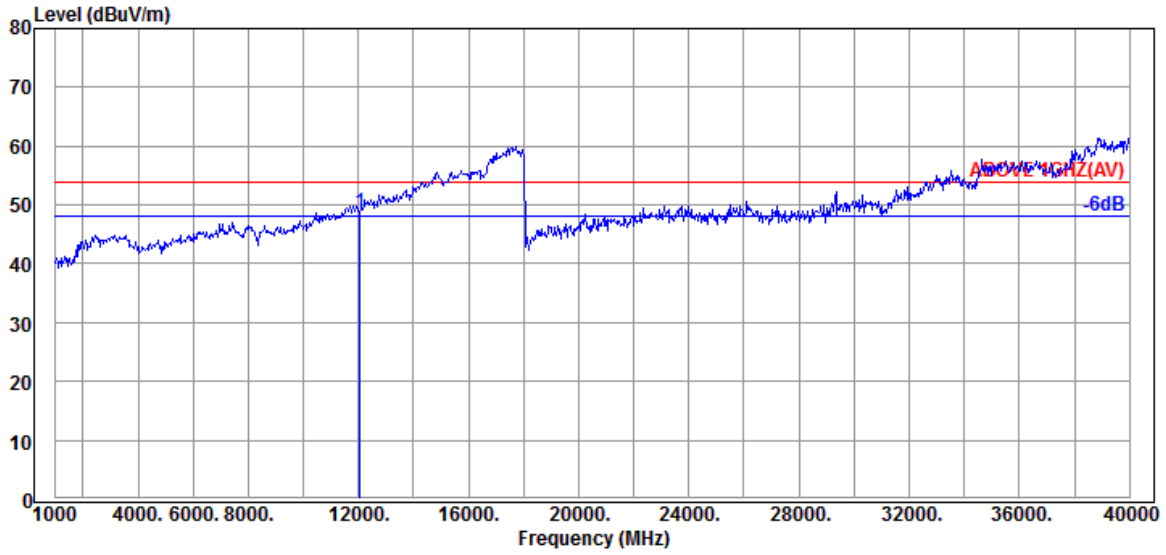

Antenna at Vertical Polarization

Emission Frequency (MHz)	Antenna Factor (dB/m)	Cable Loss (dB)	Preamp Gain (dB)	Read Level (dBμV)	Emission Level (dBμV/m)	Limits (dBμV/m)	Margin (dB)	Detector
12050.000	39.03	14.17	39.29	34.82	48.73	54.00	5.27	Peak

This test report may be reproduced in full only. The document may only be updated by Audix Technology Corp. personnel. Any changes will be noted in the Document History section of the report.

Audix Technology Corp.
No. 491, Zhongfu Rd., Linkou Dist.,
New Taipei City244, Taiwan

Tel: +886 2 26099301
Fax: +886 2 26099303

Tones	996T	RU Index	67
Mode	802.11ax-HE80	U-NII Band	5
		Frequency	TX 5985MHz

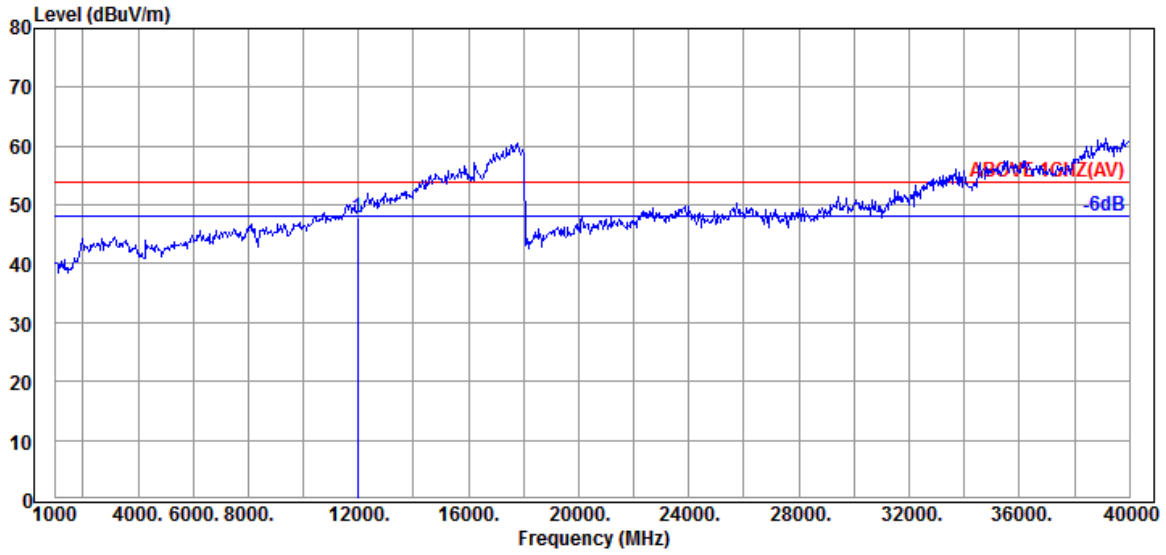

Antenna at Horizontal Polarization

Emission Frequency (MHz)	Antenna Factor (dB/m)	Cable Loss (dB)	Preamp Gain (dB)	Read Level (dBμV)	Emission Level (dBμV/m)	Limits (dBμV/m)	Margin (dB)	Detector
11970.000	39.17	14.11	39.36	33.82	47.74	54.00	6.26	Peak

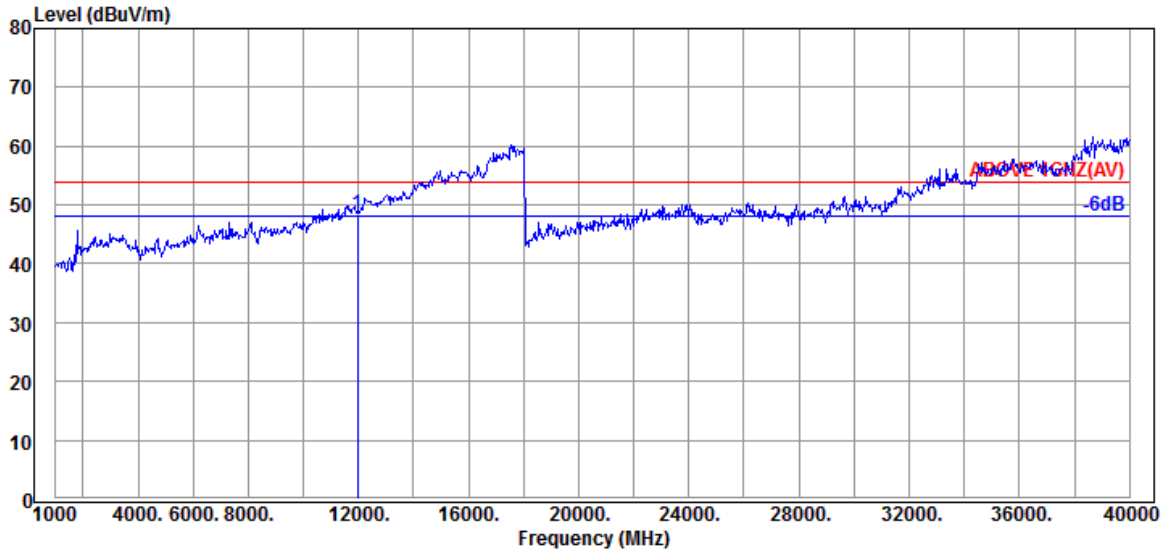

Antenna at Vertical Polarization

Emission Frequency (MHz)	Antenna Factor (dB/m)	Cable Loss (dB)	Preamp Gain (dB)	Read Level (dBμV)	Emission Level (dBμV/m)	Limits (dBμV/m)	Margin (dB)	Detector
11970.000	39.17	14.11	39.36	34.35	48.27	54.00	5.73	Peak

This test report may be reproduced in full only. The document may only be updated by Audix Technology Corp. personnel. Any changes will be noted in the Document History section of the report.

Audix Technology Corp.
No. 491, Zhongfu Rd., Linkou Dist.,
New Taipei City244, Taiwan
Tel: +886 2 26099301
Fax: +886 2 26099303

A.2.3 Emissions in Non-restricted Frequency Bands

Pursuant to KDB 789033 D02 General UNII Test Procedures New Rules v02r01 that emission levels below the 15.209 general radiated emissions limits is not required.

This test report may be reproduced in full only. The document may only be updated by Audix Technology Corp. personnel. Any changes will be noted in the Document History section of the report.