Date/Time: 06/04/04 10:12:36

Test Laboratory: Compliance Certification Services
File Name: 1_L-Touch.da4

DUT: LG Electronics; Type: LG-PD820; Serial: #1
Program Name: Left Head
Ambient Temp.: 24.0 deg. C; Liquid Temp.: 23.0 deg. C

Communication System: CDMA Cellular Band; Frequency: 836.49 MHz;Duty Cycle: 1:1
Medium parameters used (interpolated): f = 836.49 MHz; σ = 0.917 mho/m; ε_r = 41.8; ρ = 1000 kg/m^3
Phantom section: Left Section

DASY4 Configuration:
- Probe: ES3DV2 - SN3021; ConvF(6.5, 6.5, 6.5); Calibrated: 7/29/2003
- Sensor-Surface: 4mm (Mechanical Surface Detection)
- Electronics: DAE3 Sn500; Calibrated: 12/23/2003
- Phantom: SAM 2; Type: SAM 2; Serial: 1050
- Measurement SW: DASY4, V4.2 Build 44; Postprocessing SW: SEMCAD, V1.8 Build 112

Touch position, Middle/Area Scan (7x11x1): Measurement grid: dx=15mm, dy=15mm
Reference Value = 6.68 V/m; Power Drift = -0.15 dB
Maximum value of SAR (measured) = 0.556 mW/g

Info: Interpolated medium parameters used for SAR evaluation!

Touch position, Middle/Zoom Scan (5x5x7)/Cube 0: Measurement grid: dx=7.5mm, dy=7.5mm, dz=5mm
Reference Value = 6.68 V/m; Power Drift = -0.15 dB
Maximum value of SAR (measured) = 0.552 mW/g
Peak SAR (extrapolated) = 0.770 W/kg
SAR(1 g) = 0.527 mW/g; SAR(10 g) = 0.342 mW/g

Info: Interpolated medium parameters used for SAR evaluation!

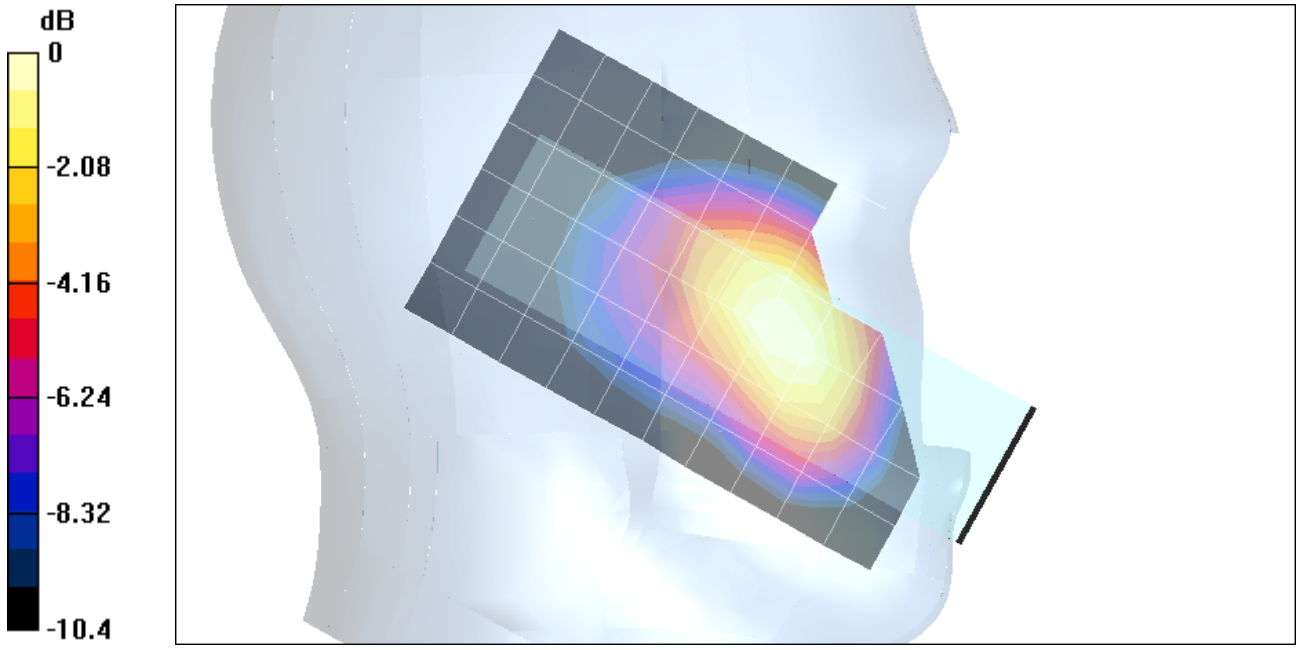

0 dB = 0.552mW/g

Date/Time: 06/04/04 10:12:36

Test Laboratory: Compliance Certification Services
File Name: 1_L-Touch.da4

DUT: LG Electronics; Type: LG-PD820; Serial: #1
Program Name: Left Head

Communication System: CDMA Cellular Band; Frequency: 836.49 MHz;Duty Cycle: 1:1
Medium parameters used (interpolated): f = 836.49 MHz; σ = 0.917 mho/m; ε_r = 41.8; ρ = 1000 kg/m^3
Phantom section: Left Section

Touch position, Middle/Z Scan (1x1x51): Measurement grid: dx=20mm, dy=20mm, dz=2mm
Reference Value = 6.68 V/m; Power Drift = -0.15 dB
Maximum value of SAR (measured) = 0.462 mW/g

Info: Interpolated medium parameters used for SAR evaluation!

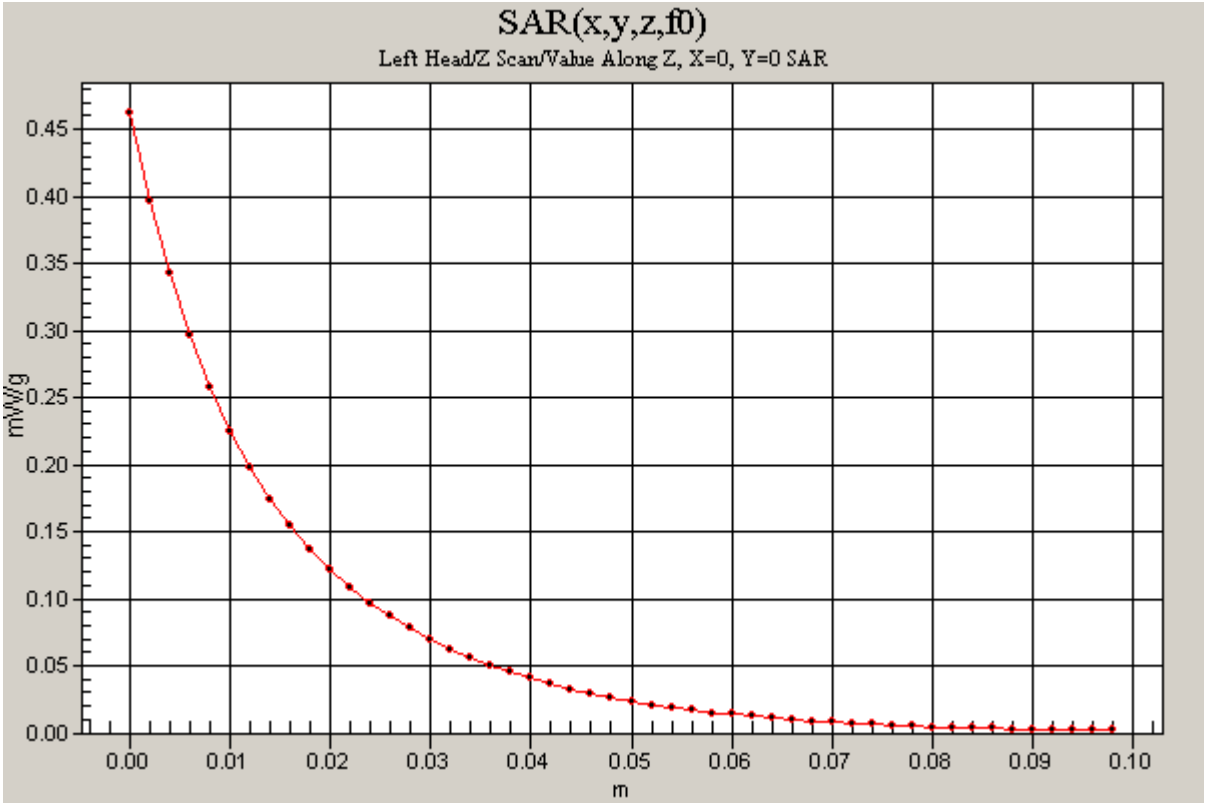

Date/Time: 06/04/04 10:59:02

Test Laboratory: Compliance Certification Services
File Name: 2_L-Tilt.da4

DUT: LG Electronics; Type: LG-PD820; Serial: #1
Program Name: Left Head
Ambient Temp.: 24.0 deg. C; Liquid Temp.: 23.0 deg. C

Communication System: CDMA Cellular Band; Frequency: 836.49 MHz;Duty Cycle: 1:1
Medium parameters used (interpolated): f = 836.49 MHz; σ = 0.917 mho/m; ε_r = 41.8; ρ = 1000 kg/m^3
Phantom section: Left Section

DASY4 Configuration:
- Probe: ES3DV2 - SN3021; ConvF(6.5, 6.5, 6.5); Calibrated: 7/29/2003
- Sensor-Surface: 4mm (Mechanical Surface Detection)
- Electronics: DAE3 Sn500; Calibrated: 12/23/2003
- Phantom: SAM 2; Type: SAM 2; Serial: 1050
- Measurement SW: DASY4, V4.2 Build 44; Postprocessing SW: SEMCAD, V1.8 Build 112

Tilt position, Middle/Area Scan (7x11x1): Measurement grid: dx=15mm, dy=15mm
Reference Value = 7.17 V/m; Power Drift = -0.0 dB
Maximum value of SAR (measured) = 0.135 mW/g

Info: Interpolated medium parameters used for SAR evaluation!

Tilt position, Middle/Zoom Scan (5x5x7)/Cube 0: Measurement grid: dx=7.5mm, dy=7.5mm, dz=5mm
Reference Value = 7.17 V/m; Power Drift = -0.0 dB
Maximum value of SAR (measured) = 0.133 mW/g
Peak SAR (extrapolated) = 0.169 W/kg
SAR(1 g) = 0.128 mW/g; SAR(10 g) = 0.094 mW/g

Info: Interpolated medium parameters used for SAR evaluation!

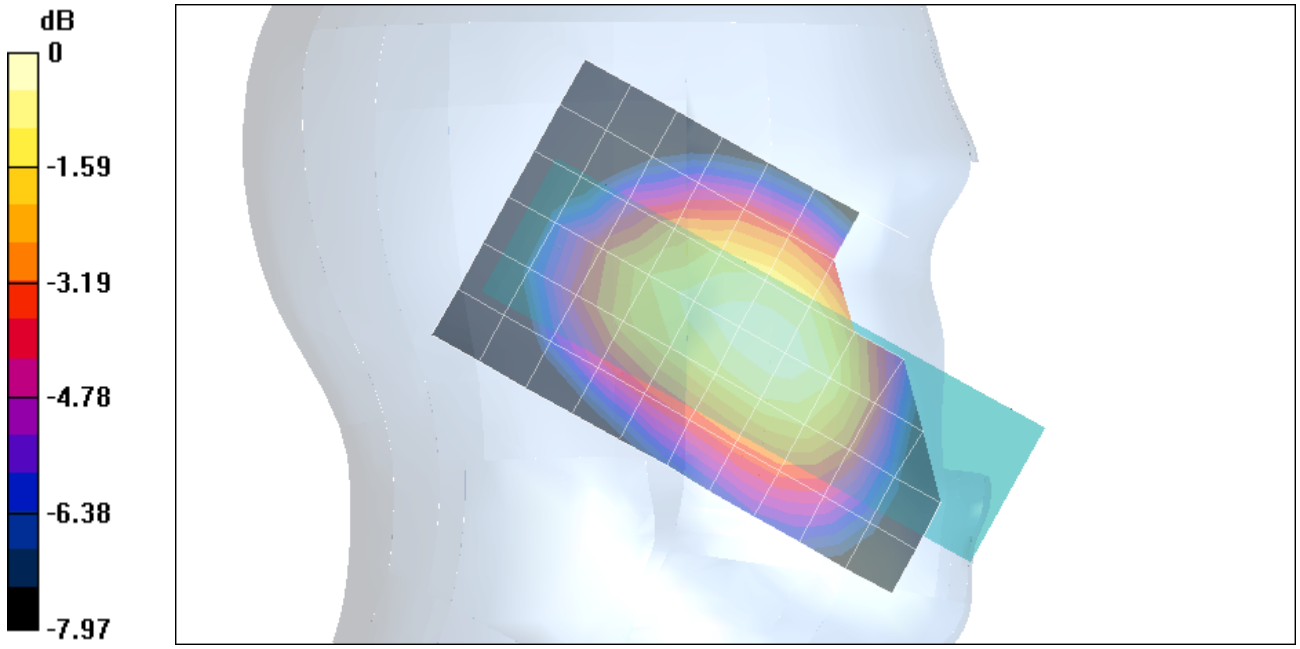

0 dB = 0.133mW/g

Date/Time: 06/04/04 10:59:02

Test Laboratory: Compliance Certification Services
File Name: 2_L-Tilt.da4

DUT: LG Electronics; Type: LG-PD820; Serial: #1
Program Name: Left Head

Communication System: CDMA Cellular Band; Frequency: 836.49 MHz;Duty Cycle: 1:1
Medium parameters used (interpolated): f = 836.49 MHz; σ = 0.917 mho/m; ε_r = 41.8; ρ = 1000 kg/m^3
Phantom section: Left Section

Tilt position, Middle/Z Scan (1x1x51): Measurement grid: dx=20mm, dy=20mm, dz=2mm
Reference Value = 7.17 V/m; Power Drift = -0.1 dB
Maximum value of SAR (measured) = 0.119 mW/g

Info: Interpolated medium parameters used for SAR evaluation!

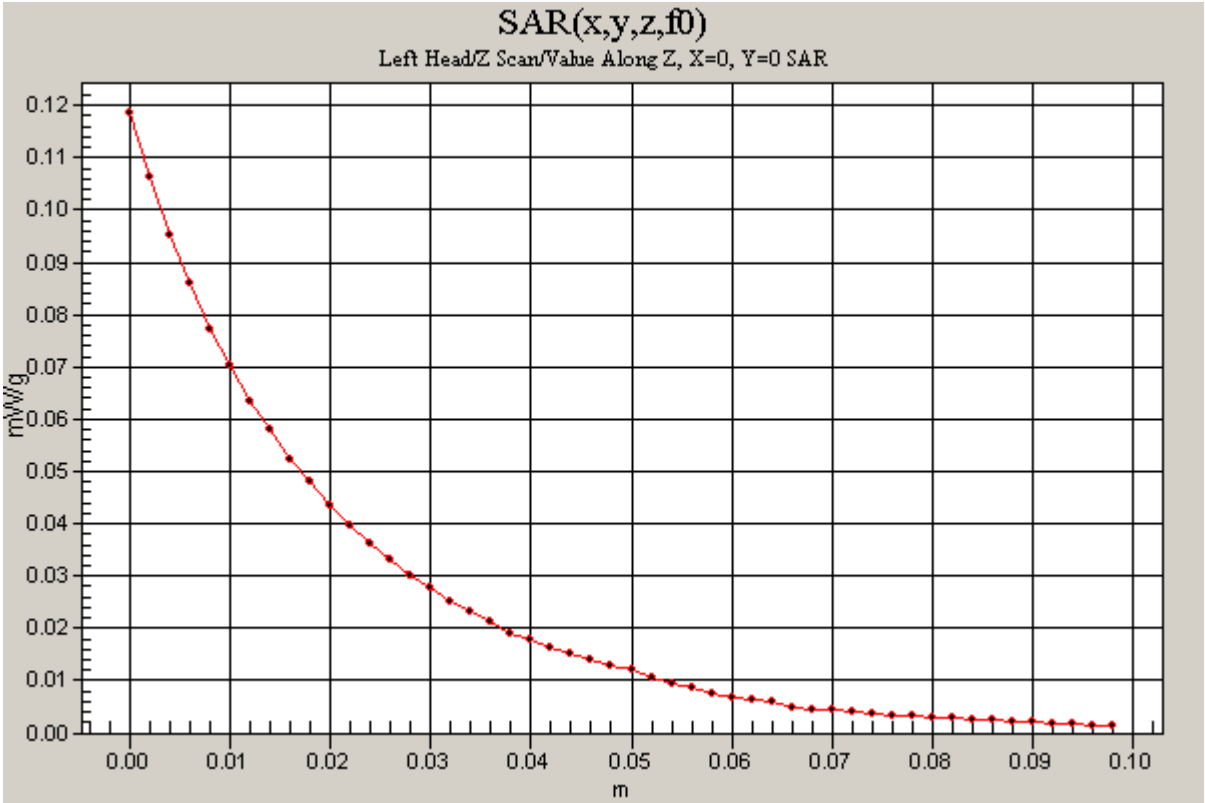

Date/Time: 06/04/04 11:23:29

Test Laboratory: Compliance Certification Services
File Name: 3_R-Touch.da4

DUT: LG Electronics; Type: LG-PD820; Serial: #1
Program Name: Right Head
Ambient Temp.: 24.0 deg. C; Liquid Temp.: 23.0 deg. C

Communication System: CDMA Cellular Band; Frequency: 836.49 MHz;Duty Cycle: 1:1
Medium parameters used (interpolated): f = 836.49 MHz; σ = 0.917 mho/m; ε_r = 41.8; ρ = 1000 kg/m^3
Phantom section: Right Section

DASY4 Configuration:
- Probe: ES3DV2 - SN3021; ConvF(6.5, 6.5, 6.5); Calibrated: 7/29/2003
- Sensor-Surface: 4mm (Mechanical Surface Detection)
- Electronics: DAE3 Sn500; Calibrated: 12/23/2003
- Phantom: SAM 2; Type: SAM 2; Serial: 1050
- Measurement SW: DASY4, V4.2 Build 44; Postprocessing SW: SEMCAD, V1.8 Build 112

Touch position, Middle/Area Scan (7x11x1): Measurement grid: dx=15mm, dy=15mm
Reference Value = 6.51 V/m; Power Drift = -0.7 dB
Maximum value of SAR (measured) = 0.580 mW/g

Info: Interpolated medium parameters used for SAR evaluation!

Touch position, Middle/Zoom Scan (5x5x7)/Cube 0: Measurement grid: dx=7.5mm, dy=7.5mm, dz=5mm
Reference Value = 6.51 V/m; Power Drift = -0.7 dB
Maximum value of SAR (measured) = 0.613 mW/g
Peak SAR (extrapolated) = 0.878 W/kg
SAR(1 g) = 0.565 mW/g; SAR(10 g) = 0.357 mW/g

Info: Interpolated medium parameters used for SAR evaluation!

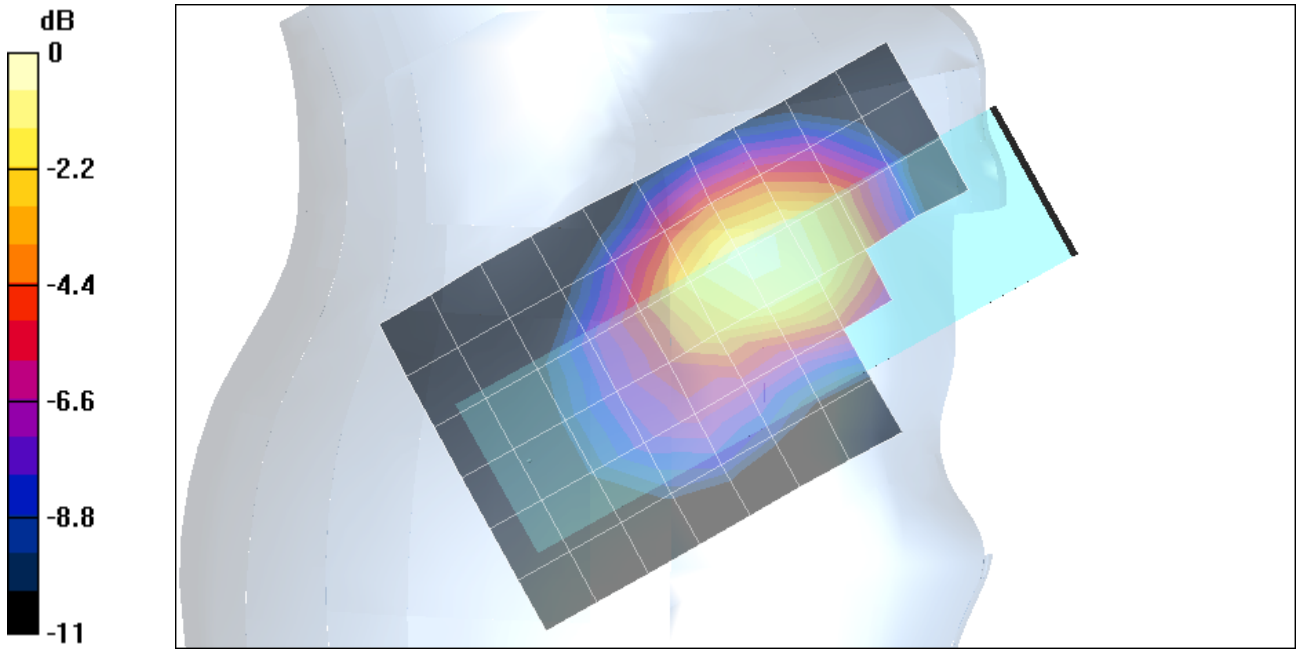

0 dB = 0.613mW/g

Date/Time: 06/04/04 11:23:29

Test Laboratory: Compliance Certification Services
File Name: 3_R-Touch.da4

DUT: LG Electronics; Type: LG-PD820; Serial: #1
Program Name: Right Head
Ambient Temp.: 24.0 deg. C; Liquid Temp.: 23.0 deg. C

Communication System: CDMA Cellular Band; Frequency: 848.19 MHz;Duty Cycle: 1:1
Medium parameters used (interpolated): f = 848.19 MHz; σ = 0.925 mho/m; ε_r = 41.6; ρ = 1000 kg/m^3
Phantom section: Right Section

DASY4 Configuration:
- Probe: ES3DV2 - SN3021; ConvF(6.5, 6.5, 6.5); Calibrated: 7/29/2003
- Sensor-Surface: 4mm (Mechanical Surface Detection)
- Electronics: DAE3 Sn500; Calibrated: 12/23/2003
- Phantom: SAM 2; Type: SAM 2; Serial: 1050
- Measurement SW: DASY4, V4.2 Build 44; Postprocessing SW: SEMCAD, V1.8 Build 112

Touch position, High/Area Scan (7x11x1): Measurement grid: dx=15mm, dy=15mm
Reference Value = 7.07 V/m; Power Drift = -0.0003 dB
Maximum value of SAR (measured) = 0.825 mW/g

Info: Interpolated medium parameters used for SAR evaluation!

Touch position, High/Zoom Scan (5x5x7)/Cube 0: Measurement grid: dx=7.5mm, dy=7.5mm, dz=5mm
Reference Value = 7.07 V/m; Power Drift = -0.0003 dB
Maximum value of SAR (measured) = 0.890 mW/g
Peak SAR (extrapolated) = 1.28 W/kg
SAR(1 g) = 0.819 mW/g; SAR(10 g) = 0.515 mW/g

Info: Interpolated medium parameters used for SAR evaluation!

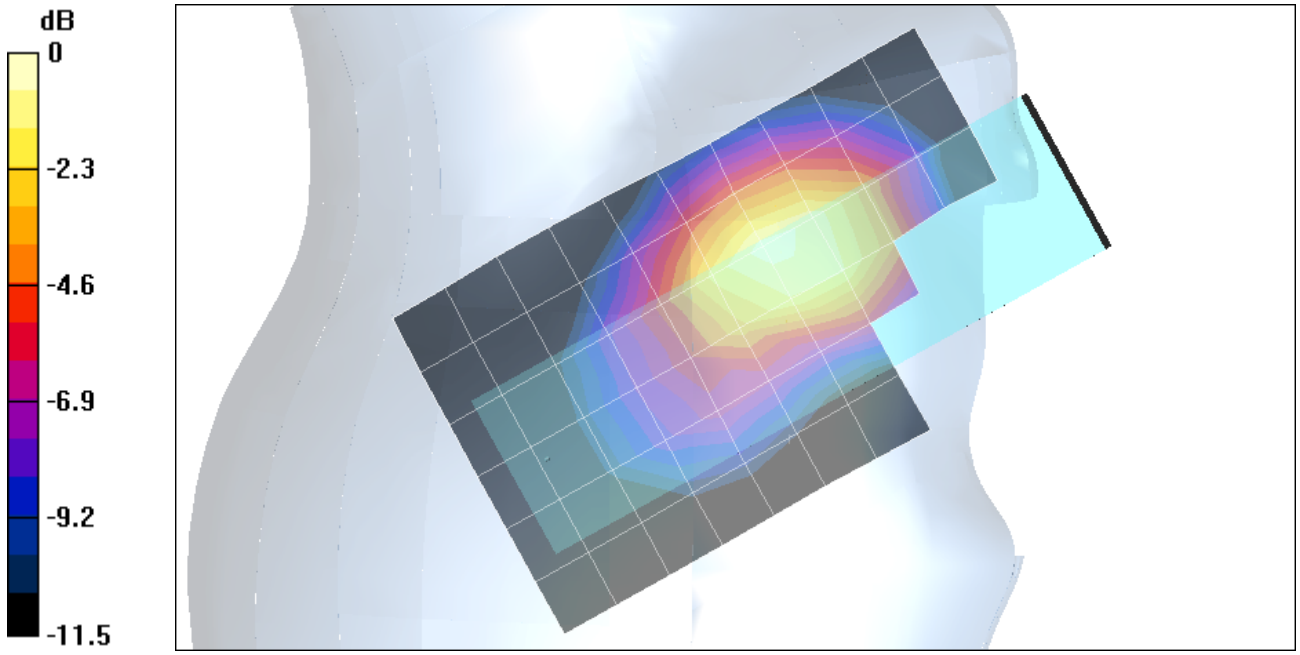

0 dB = 0.890mW/g

Date/Time: 06/04/04 11:23:29

Test Laboratory: Compliance Certification Services
File Name: 3_R-Touch.da4

DUT: LG Electronics; Type: LG-PD820; Serial: #1
Program Name: Right Head

Communication System: CDMA Cellular Band; Frequency: 848.19 MHz;Duty Cycle: 1:1
Medium parameters used (interpolated): f = 848.19 MHz; σ = 0.925 mho/m; ε_r = 41.6; ρ = 1000 kg/m^3
Phantom section: Right Section

Touch position, High/Z Scan (1x1x51): Measurement grid: dx=20mm, dy=20mm, dz=2mm
Reference Value = 7.07 V/m; Power Drift = -0.003 dB
Maximum value of SAR (measured) = 0.750 mW/g

Info: Interpolated medium parameters used for SAR evaluation!

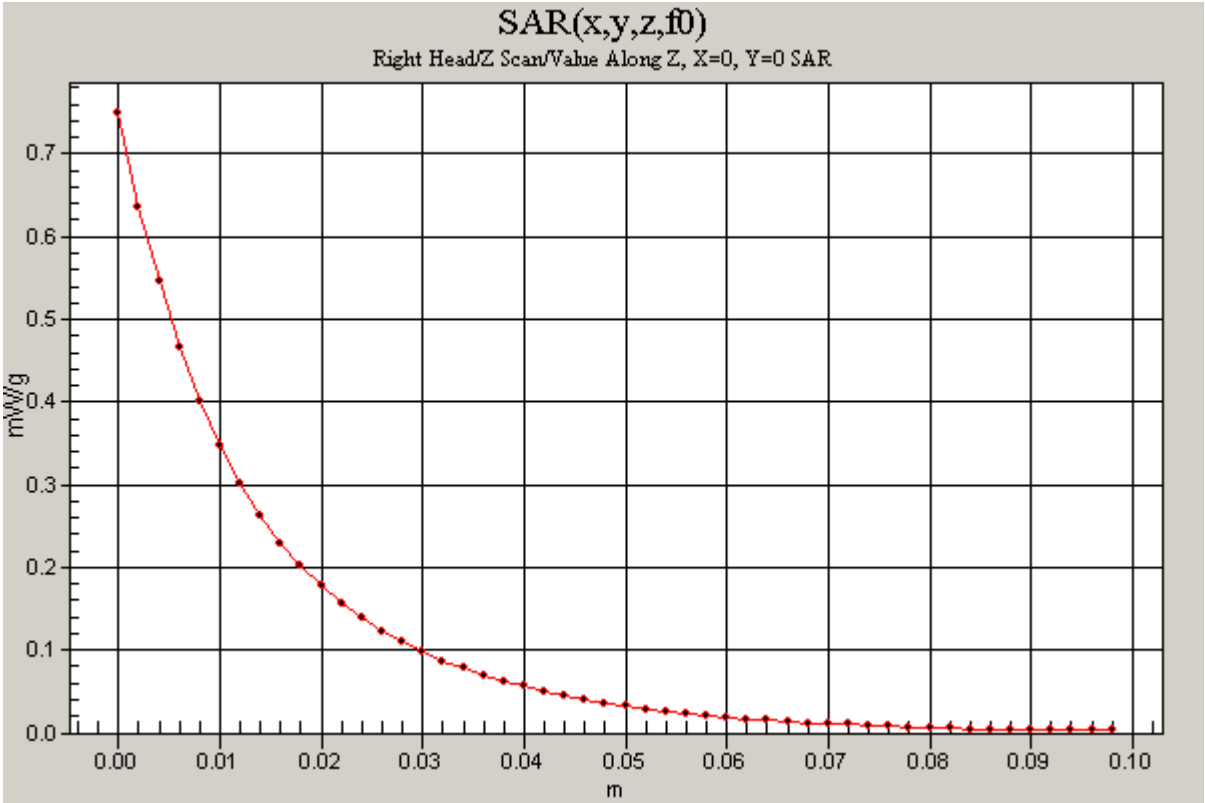

Date/Time: 06/04/04 12:30:55

Test Laboratory: Compliance Certification Services
File Name: 4_R-Tilt.da4

DUT: LG Electronics; Type: LG-PD820; Serial: #1
Program Name: Right Head
Ambient Temp.: 24.0 deg. C; Liquid Temp.: 23.0 deg. C

Communication System: CDMA Cellular Band; Frequency: 848.19 MHz;Duty Cycle: 1:1
Medium parameters used (interpolated): f = 848.19 MHz; σ = 0.925 mho/m; ε_r = 41.6; ρ = 1000 kg/m^3
Phantom section: Right Section

DASY4 Configuration:
- Probe: ES3DV2 - SN3021; ConvF(6.5, 6.5, 6.5); Calibrated: 7/29/2003
- Sensor-Surface: 4mm (Mechanical Surface Detection)
- Electronics: DAE3 Sn500; Calibrated: 12/23/2003
- Phantom: SAM 2; Type: SAM 2; Serial: 1050
- Measurement SW: DASY4, V4.2 Build 44; Postprocessing SW: SEMCAD, V1.8 Build 112

Touch position, Middle/Area Scan (7x11x1): Measurement grid: dx=15mm, dy=15mm
Reference Value = 9.08 V/m; Power Drift = 0.0 dB
Maximum value of SAR (measured) = 0.210 mW/g

Info: Interpolated medium parameters used for SAR evaluation!

Touch position, Middle/Zoom Scan (5x5x7)/Cube 0: Measurement grid: dx=7.5mm, dy=7.5mm, dz=5mm
Reference Value = 9.08 V/m; Power Drift = 0.0 dB
Maximum value of SAR (measured) = 0.220 mW/g
Peak SAR (extrapolated) = 0.278 W/kg
SAR(1 g) = 0.208 mW/g; SAR(10 g) = 0.153 mW/g

Info: Interpolated medium parameters used for SAR evaluation!

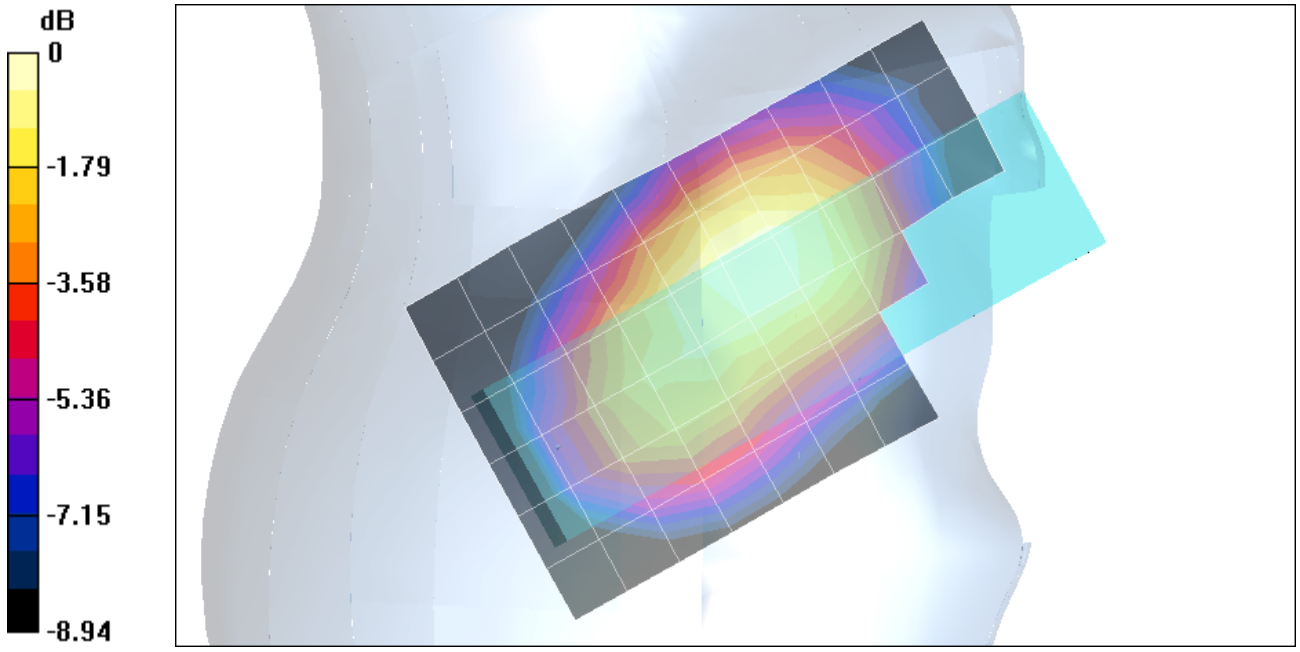

0 dB = 0.220mW/g

Date/Time: 06/04/04 12:30:55

Test Laboratory: Compliance Certification Services
File Name: 4_R-Tilt.da4

DUT: LG Electronics; Type: LG-PD820; Serial: #1
Program Name: Right Head

Communication System: CDMA Cellular Band; Frequency: 848.19 MHz;Duty Cycle: 1:1
Medium parameters used (interpolated): f = 848.19 MHz; σ = 0.925 mho/m; ε_r = 41.6; ρ = 1000 kg/m^3
Phantom section: Right Section

Touch position, Middle/Z Scan (1x1x51): Measurement grid: dx=20mm, dy=20mm, dz=2mm
Reference Value = 9.08 V/m; Power Drift = 0.0 dB
Maximum value of SAR (measured) = 0.195 mW/g

Info: Interpolated medium parameters used for SAR evaluation!

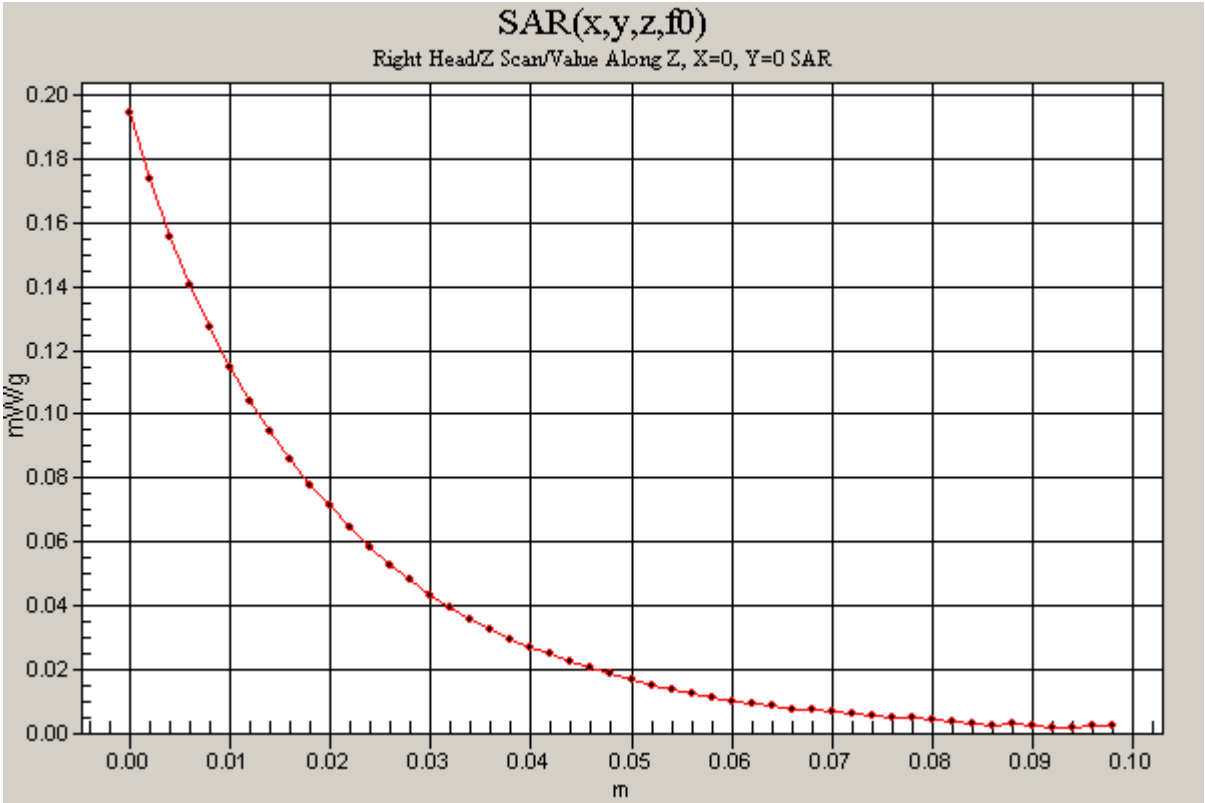

Date/Time: 06/04/04 12:49:13

Test Laboratory: Compliance Certification Services
File Name: 5_Body Worn.da4

DUT: LG Electronics; Type: LG-PD820; Serial: #1
Program Name: 5_Body Worn
Ambient Temp.: 24.0 deg. C; Liquid Temp.: 23.0 deg. C

Communication System: CDMA Cellular Band; Frequency: 824.82 MHz;Duty Cycle: 1:1
Medium parameters used (interpolated): f = 824.82 MHz; σ = 0.959 mho/m; ε_r = 56.6; ρ = 1000 kg/m^3
Phantom section: Flat Section

DASY4 Configuration:
- Probe: ES3DV2 - SN3021; ConvF(6.3, 6.3, 6.3); Calibrated: 7/29/2003
- Sensor-Surface: 4mm (Mechanical Surface Detection)
- Electronics: DAE3 Sn500; Calibrated: 12/23/2003
- Phantom: SAM 1; Type: SAM 1; Serial: 1185
- Measurement SW: DASY4, V4.2 Build 44; Postprocessing SW: SEMCAD, V1.8 Build 112

Low Ch./Area Scan (6x10x1): Measurement grid: dx=15mm, dy=15mm
Reference Value = 14 V/m; Power Drift = -0.2 dB
Maximum value of SAR (measured) = 0.309 mW/g

Info: Interpolated medium parameters used for SAR evaluation!

Low Ch./Zoom Scan (5x5x7)/Cube 0: Measurement grid: dx=7.5mm, dy=7.5mm, dz=5mm
Reference Value = 14 V/m; Power Drift = -0.2 dB
Maximum value of SAR (measured) = 0.308 mW/g
Peak SAR (extrapolated) = 0.395 W/kg
SAR(1 g) = 0.289 mW/g; SAR(10 g) = 0.202 mW/g

Info: Interpolated medium parameters used for SAR evaluation!

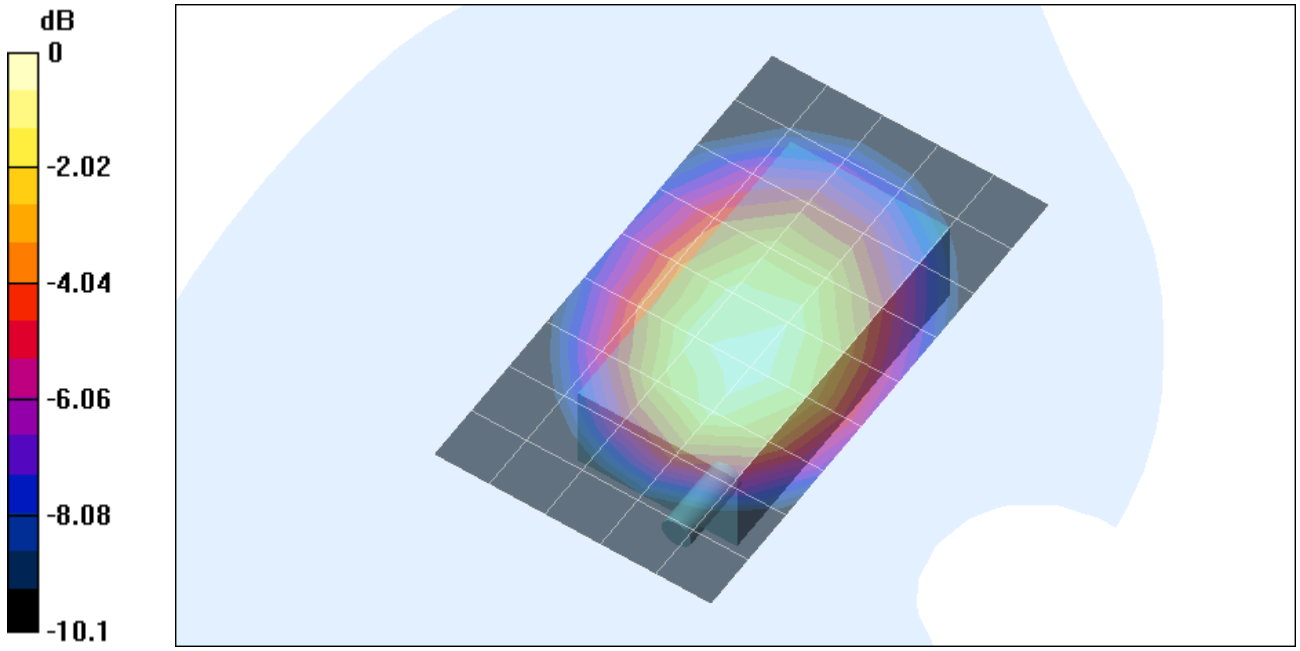

0 dB = 0.308mW/g

Date/Time: 06/04/04 12:49:13

Test Laboratory: The name of your organization
File Name: 5_Body Worn.da4

DUT: LG Electronics; Type: LG-PD820; Serial: #1
Program Name: 5_Body Worn
Ambient Temp.: 24.0 deg. C; Liquid Temp.: 23.0 deg. C

Communication System: CDMA Cellular Band; Frequency: 836.49 MHz;Duty Cycle: 1:1
Medium parameters used (interpolated): f = 836.49 MHz; σ = 0.974 mho/m; ε_r = 56.5; ρ = 1000 kg/m^3
Phantom section: Flat Section

DASY4 Configuration:
- Probe: ES3DV2 - SN3021; ConvF(6.3, 6.3, 6.3); Calibrated: 7/29/2003
- Sensor-Surface: 4mm (Mechanical Surface Detection)
- Electronics: DAE3 Sn500; Calibrated: 12/23/2003
- Phantom: SAM 1; Type: SAM 1; Serial: 1185
- Measurement SW: DASY4, V4.2 Build 44; Postprocessing SW: SEMCAD, V1.8 Build 112

Middle Ch./Area Scan (6x10x1): Measurement grid: dx=15mm, dy=15mm
Reference Value = 14.3 V/m; Power Drift = -0.16 dB
Maximum value of SAR (measured) = 0.279 mW/g

Info: Interpolated medium parameters used for SAR evaluation!

Middle Ch./Zoom Scan (5x5x7)/Cube 0: Measurement grid: dx=7.5mm, dy=7.5mm, dz=5mm
Reference Value = 14.3 V/m; Power Drift = -0.16 dB
Maximum value of SAR (measured) = 0.272 mW/g
Peak SAR (extrapolated) = 0.352 W/kg
SAR(1 g) = 0.254 mW/g; SAR(10 g) = 0.177 mW/g

Info: Interpolated medium parameters used for SAR evaluation!

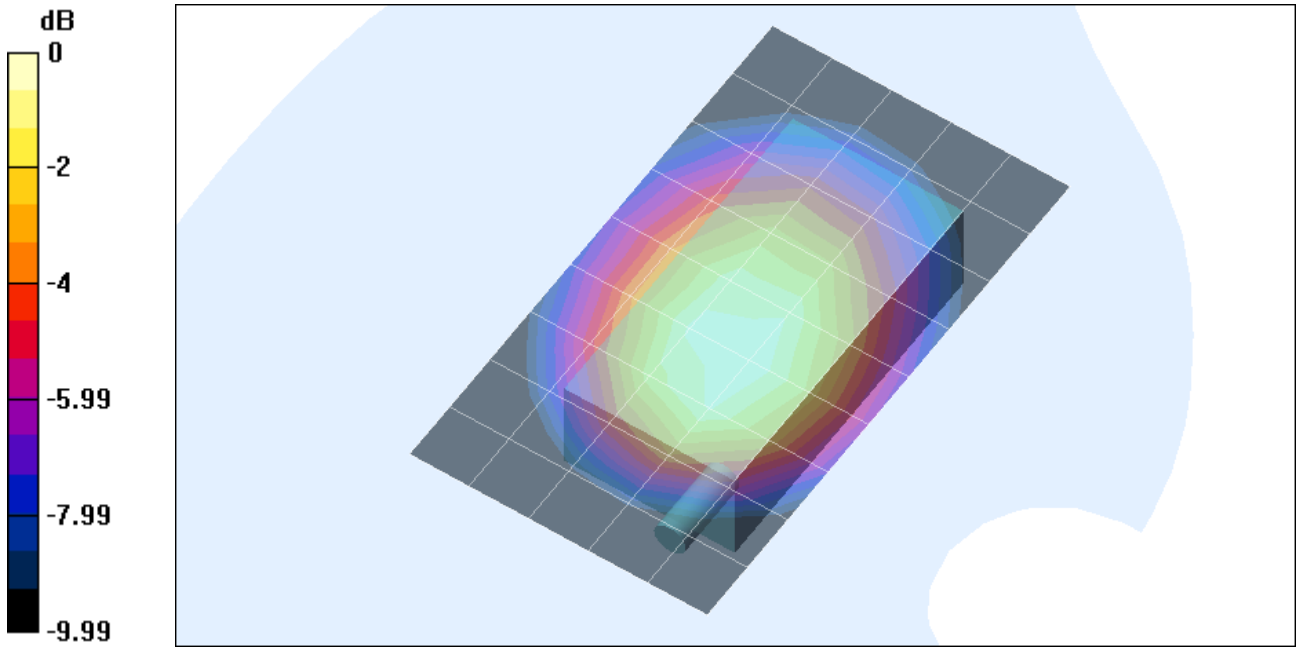

0 dB = 0.272mW/g

Date/Time: 06/04/04 12:49:13

Test Laboratory: Compliance Certification Services
File Name: 5_Body Worn.da4

DUT: LG Electronics; Type: LG-PD820; Serial: #1
Program Name: 5_Body Worn
Ambient Temp.: 24.0 deg. C; Liquid Temp.: 23.0 deg. C

Communication System: CDMA Cellular Band; Frequency: 848.19 MHz;Duty Cycle: 1:1
Medium parameters used (interpolated): f = 848.19 MHz; σ = 0.982 mho/m; ε_r = 56.3; ρ = 1000 kg/m^3
Phantom section: Flat Section

DASY4 Configuration:
- Probe: ES3DV2 - SN3021; ConvF(6.3, 6.3, 6.3); Calibrated: 7/29/2003
- Sensor-Surface: 4mm (Mechanical Surface Detection)
- Electronics: DAE3 Sn500; Calibrated: 12/23/2003
- Phantom: SAM 1; Type: SAM 1; Serial: 1185
- Measurement SW: DASY4, V4.2 Build 44; Postprocessing SW: SEMCAD, V1.8 Build 112

High Ch./Area Scan (6x10x1): Measurement grid: dx=15mm, dy=15mm
Reference Value = 15.7 V/m; Power Drift = -0.2 dB
Maximum value of SAR (measured) = 0.386 mW/g

Info: Interpolated medium parameters used for SAR evaluation!

High Ch./Zoom Scan (5x5x7)/Cube 0: Measurement grid: dx=7.5mm, dy=7.5mm, dz=5mm
Reference Value = 15.7 V/m; Power Drift = -0.2 dB
Maximum value of SAR (measured) = 0.389 mW/g
Peak SAR (extrapolated) = 0.501 W/kg
SAR(1 g) = 0.364 mW/g; SAR(10 g) = 0.253 mW/g

Info: Interpolated medium parameters used for SAR evaluation!

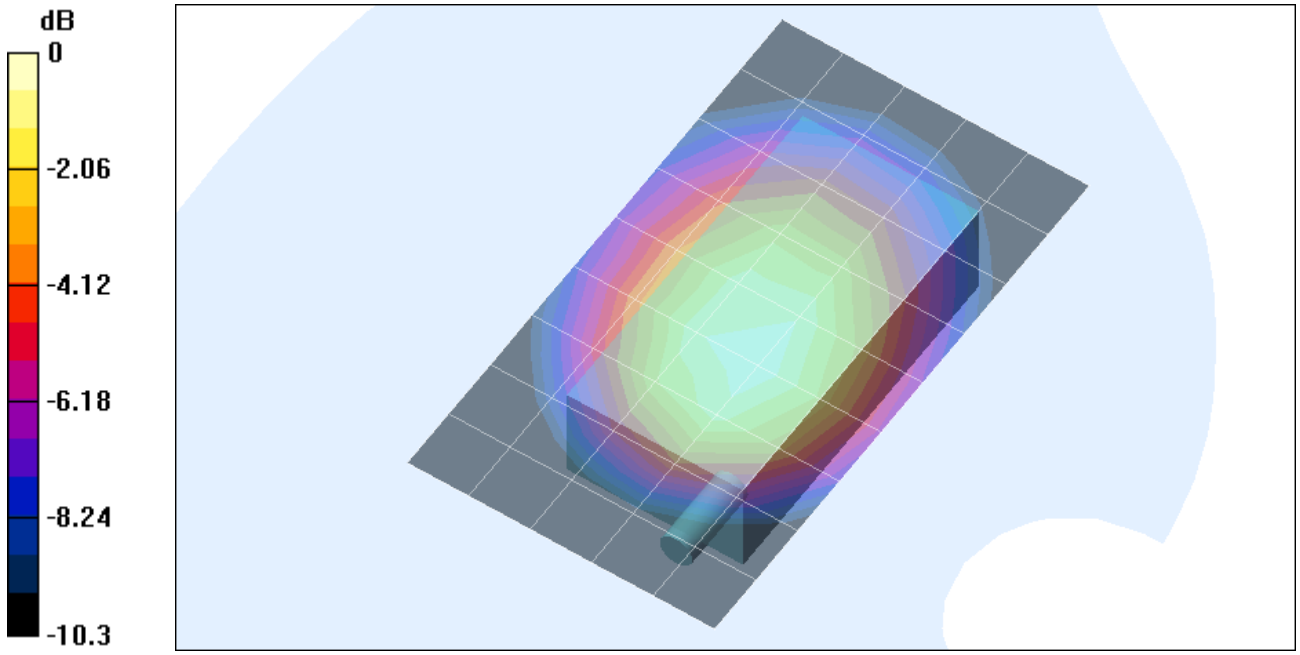

0 dB = 0.389mW/g

Date/Time: 06/04/04 12:49:13

Test Laboratory: Compliance Certification Services
File Name: 5_Body Worn.da4

DUT: LG Electronics; Type: LG-PD820; Serial: #1
Program Name: 5_Body Worn

Communication System: CDMA Cellular Band; Frequency: 848.19 MHz;Duty Cycle: 1:1
Medium parameters used (interpolated): f = 848.19 MHz; σ = 0.982 mho/m; ε_r = 56.3; ρ = 1000 kg/m^3
Phantom section: Flat Section

High Ch./Z Scan (1x1x51): Measurement grid: dx=20mm, dy=20mm, dz=2mm
Reference Value = 15.7 V/m; Power Drift = -0.2 dB
Maximum value of SAR (measured) = 0.393 mW/g
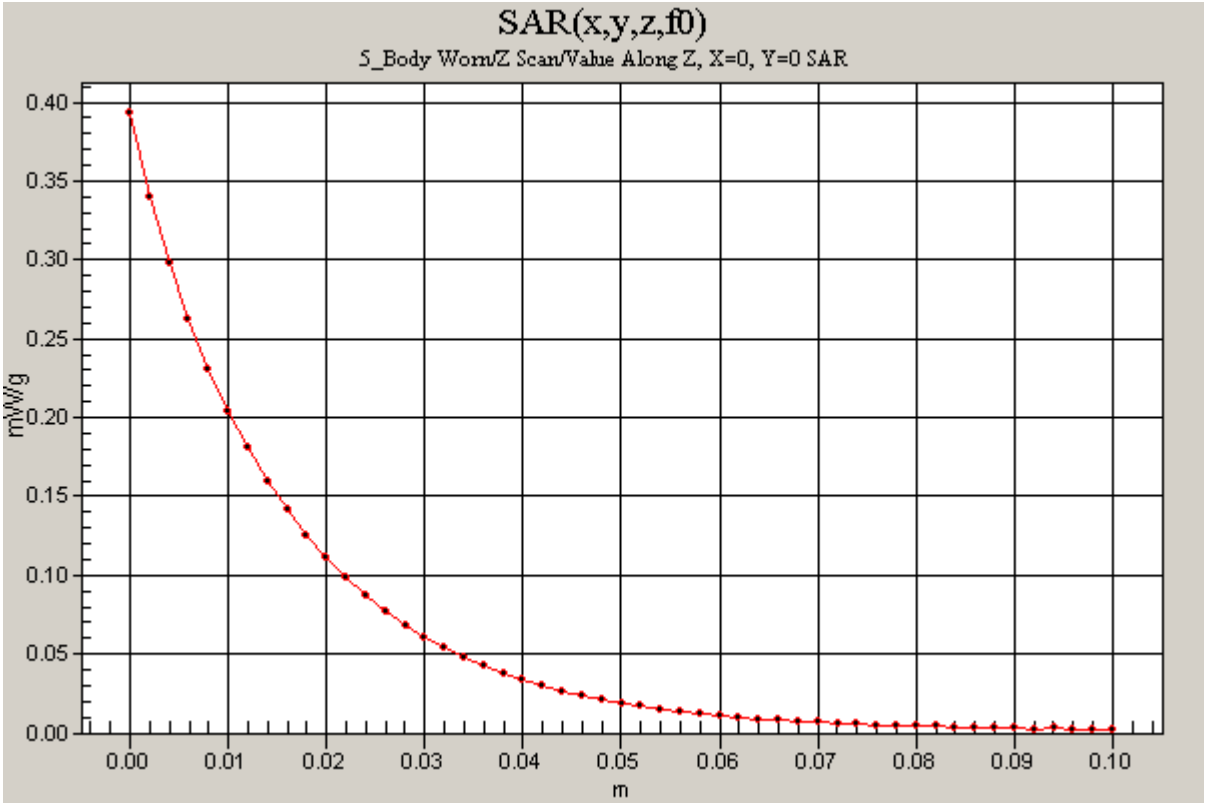
Info: Interpolated medium parameters used for SAR evaluation!