CETECOM ICT Services GmbH

Radio Satellite Communication
Untertürkheimer Straße 6-10 . D-66117 Saarbrücken Telephon: +49 (0)681 598-0 Telefax: -9075

Recognized by the
Federal Communications Commission
FCC–Identification Number: 90462
TCB ID: DE 0001

Accredited by the
German Accreditation Council
DAR–Registration Number
TTI–P–G 166/98

Independent ETSI
compliance test house

Accredited Bluetooth™ Test Facility (BQTF)

Test Report No.: 4-0976-01-02-B/03
FCC Part 15.247 / CANADA RSS-210
PE2030 B
FCC ID: BEJPDA-PE2030B

CETECOM – ICT Services GmbH
Untertürkheimerstr. 6-10
66117 Saarbrücken, Germany

Telephone: + 49 (0) 681 / 598-0
Fax: + 49 (0) 681 / 589-9075

BLUETOOTH is a trademark owned by Bluetooth SIG, Inc. and licensed to CETECOM

Table of Contents

1 General Information

1.1 Notes

1.2 Testing Laboratory

1.3 Details of Applicant

1.4 Application Details

1.5 Test Item

1.6 Test Specifications

2 Technical Test

2.1 Summary of Test Results

2.2 Test Report

1 General Information

1.1 Notes

The test results of this test report relate exclusively to the test item specified in 1.5. The CETECOM ICT Services GmbH does not assume responsibility for any conclusions and generalisations drawn from the test results with regard to other specimens or samples of the type of the equipment represented by the test item. The test report may only be reproduced or published in full. Reproduction or publication of extracts from the report requires the prior written approval of the CETECOM ICT Services GmbH.

Test Laboratory Manager:

Date	Section	Name	Signature
2003-05-12	RSC8411	Berg M.	

Technical Responsibility for Area of Testing:

Date	Section	Name	Signature
2003-05-12	RSC8412	Hausknecht D.	

1.2 Testing Laboratory

CETECOM ICT Services GmbH
Untertürkheimer Straße 6 - 10
66117 Saarbrücken
Germany
Telephone : + 49 681 598 - 0
Telefax : + 49 681 598 - 9075
E-mail : info@ict.cetecom.de
Internet : www.cetecom-ict.de

Accredited testing laboratory
The Test laboratory (area of testing) is accredited according to DIN EN ISO/IEC 17025.
DAR-registration number : TTI-P-G 166/98-30
Accredited Bluetooth™ Test Facility (BQTF)
BLUETOOTH is a trademark owned by Bluetooth SIG, Inc. and licensed to CETECOM

1.3 Details of Applicant

Name : Hewlett Packard Company
Street : MS 060607
City : 20555 SH 249 Houston ,TX 77070-2698
Country : USA
Telephone : +1 281 514 2756
Telefax : +1 281 514 8029
Contact : Walter Overcash
Telephone : +1 281 514 2756

1.4 Application Details

Date of receipt of application : 2003-04-17
Date of receipt of test item : 2003-04-28
Date of test : 2003-04-28/29/30

1.5 Test Item

Type of equipment	:	PDA with Bluetooth® transmitter
Type designation	:	**PDA PE2030 B**
Manufacturer	:	**LG Electronics Inc.**
Street	:	**19-1 Cheongho-Ri, Jinwuy-Myeon**
City	:	**Pyungtaik-Shi Kyunggi-Do**
Country	:	**Republic of Korea 451-713**
Serial number	:	
FCC ID	:	**BEJPDA-PE2030B**
Hardware	:	0.4
Software	:	1. OS version: Windows CE 4.2 2. Bluetooth: Firmware version: 1.7.0 - 1.8.0
Additional information	**:**	
Frequency	:	2402 – 2480 MHz
Type of modulation	:	1M00FXD / 79M8FXD (FHSS)
Number of channels	:	79
Antenna	:	Print antenna
Power supply	:	Li-Ion rechargeable battery 3,7V
Output power	:	EIRP: 1.38 mW (worst case); conducted : 1.20 mW
Field strength	:	94.80 dBµV/m
Occupied bandwidth	:	991.984 kHz
Transmitter spurious	:	-.-
Receiver spurious	.	-.-
Temperature range	:	0°C - +40°C

DECLARATION OF COMPLIANCE: I declare that the testing was performed or supervised by me; that the test measurements were made in accordance with the above-mentioned Industry Canada standard(s); and that the equipment identified in this application has been subjected to all the applicable test conditions specified in the Industry Canada standards and all of the requirements of the standard have been met.

Signature: _____

Date: **2003-05-09 Michael Berg ; Test management**
NAME AND TITLE (Please print or type):

1.6 Test Specifications:

FCC Part 15 §15.247
CANADA RSS-210

2 Technical Test

2.1 Summary of Test Results

The radiated measurements are performed in vertical and horizontal plane in the frequency range from 9 kHz to 25 GHz in semi-anechoic chambers. The EUT is positioned on a non-conductive support with a height of 0.80 m above a conductive ground plane that covers the whole chamber. The receiving antennas are conform with specifications ANSI C63.2-1987 clause 15 and ANSI C63.4-1992 clause 4.1.5. These antennas can be moved over the height range between 1.0 m and 4.0 m in order to search for maximum field strength emitted from EUT. The measurement distances between EUT and receiving antennas are indicated in the test setups for the various frequency ranges. For each measurement, the EUT is rotated in all three axes until the maximum field strength is received. The wanted and unwanted emissions are received by spectrum analysers where the detector modes and resolution bandwidths over various frequency ranges are set according to requirement ANSI C63-4-1992 clause 4.2.

Antennas are conform with ANSI C63.2-1996 item 15.

150 kHz - 30 MHz: Quasi Peak measurement, 9kHz Bandwidth, passive loop antenna.

30 MHz - 200 MHz: Quasi Peak measurement, 120KHz Bandwidth, biconical antenna

200MHz - 1GHz: Quasi Peak measurement, 120KHz Bandwidth, log periodic antenna

1GHz: Average, RBW 1MHz, VBW 10 MHz, waveguide horn

All measurements are done in accordance with the Filing and Measurement Guidelimes for Frequency Hopping Spread Spectrum Systems DA 00-705 and Appendix A "BLUETOOTH APPROVALS"

The product fullfills also the requirements for CANADA RSS-210

No deviations from the technical specification(s) were ascertained in the course of the tests performed.

Final verdict : PASS

Remark :

Test set-ups:

Full test is done with following test set-up: 1a; 2a; 3a; 8; 6; 5; 9; 10 !
Additional test is done with following test set-up : 1b; 2b; 3b; 4; 7; 9; 10 !

Auxiliary Equipment (AE) List

No.	AE	Manufacture		Type	S/N
1	AC/DC Adapter	a	PHIHONG	PSC10A-050 (for USA) PSC10E-050 (for EU)	N/A
		b	DELTA	ADP-10SB REV.BH (for USA) ADP-10SB REV.CH (for EU)	N/A
2	Battery	a	DANIONICS / Denmark	PE2032A	N/A
		b	SAMSUNG SDI / Korea	PE2032B	N/A
3	LCD Panel	a	Philips Electronics / China	LPH7123-1	
		b	Sharp Corp. / Japan	LQ038Q7DB01	
4	Cradle (Docking)			PE2035A	N/A
5	Y-Cable			250177-B21	251275-001
6	SD memory card	TOSHIBA		SD-M128	0120506615D
7	CF memory card	SanDisk		AA0112MT	N/A
8	CF card Jacket w/Battery			PE2036	8Y22KD53701X
9	Headphone	N/A		N/A	N/A
10	Laptop computer	COMPAQ		CM2030	359802-293

2.2 Test Report

TEST REPORT

Test Report No. : 4-0976-01-02-B/03

TEST REPORT REFERENCE

LIST OF MEASUREMENTS

PARAMETER TO BE MEASURED	PAGE
Antenna Gain	10
Carrier frequency separation §15.247(a1)	11
Time of occupancy (dwell time) §15.247(a1 iii)	14
Power Spectral density (Hybrid system in Inquiry mode / Page scan) §15.247(d)	15
Spectrum Bandwidth of a FHSS System §15.247(a1)	18
MAXIMUM PEAK OUTPUT POWER SUBCLAUSE § 15.247 (b) (1)	22
Band-edge compliance of conducted emissions §15.247 (c)	27
EMISSION LIMITATIONS- Conducted (Transmitter) § 15.247 (c) (1)	37
SPURIOUS RADIATED EMISSION § 15.247 (c) (1)	41
EMISSION LIMITATIONS (Receiver) SUBCLAUSE § 15.109	62
Conducted emissions § 15.107/207	70
Additional measurements for the ancillary equipment PART 15.109	72
SPURIOUS RADIATION – Receiver radiated § 15.109	81
Conducted emissions § 15.107/207	86
TEST SETUP	90
Photographs of the equipment	94

Equipment under test : PE2030 B
Ambient temperature : 23°C
Relative humidity : 40%

Antenna Gain

The antenna gain of the complete system is calculated by the difference of conducted power of the module and the radiated power in EIRP.

	low channel	mid channel	high channel
Conducted power	+0.48 dBm	+0.43 dBm	+0.79 dBm
Radiated power	+0.60 dBm	+1.40 dBm	+0.48 dBm
Gain	+0.12 dB	+0.97 dB	-0.31 dB

REFERENCE NUMBER(S) OF TEST EQUIPMENT USED
(for reference numbers see test equipment listing)
-

Equipment under test : PE2030 B
Ambient temperature : 23°C
Relative humidity : 40%

Carrier frequency separation §15.247(a1)

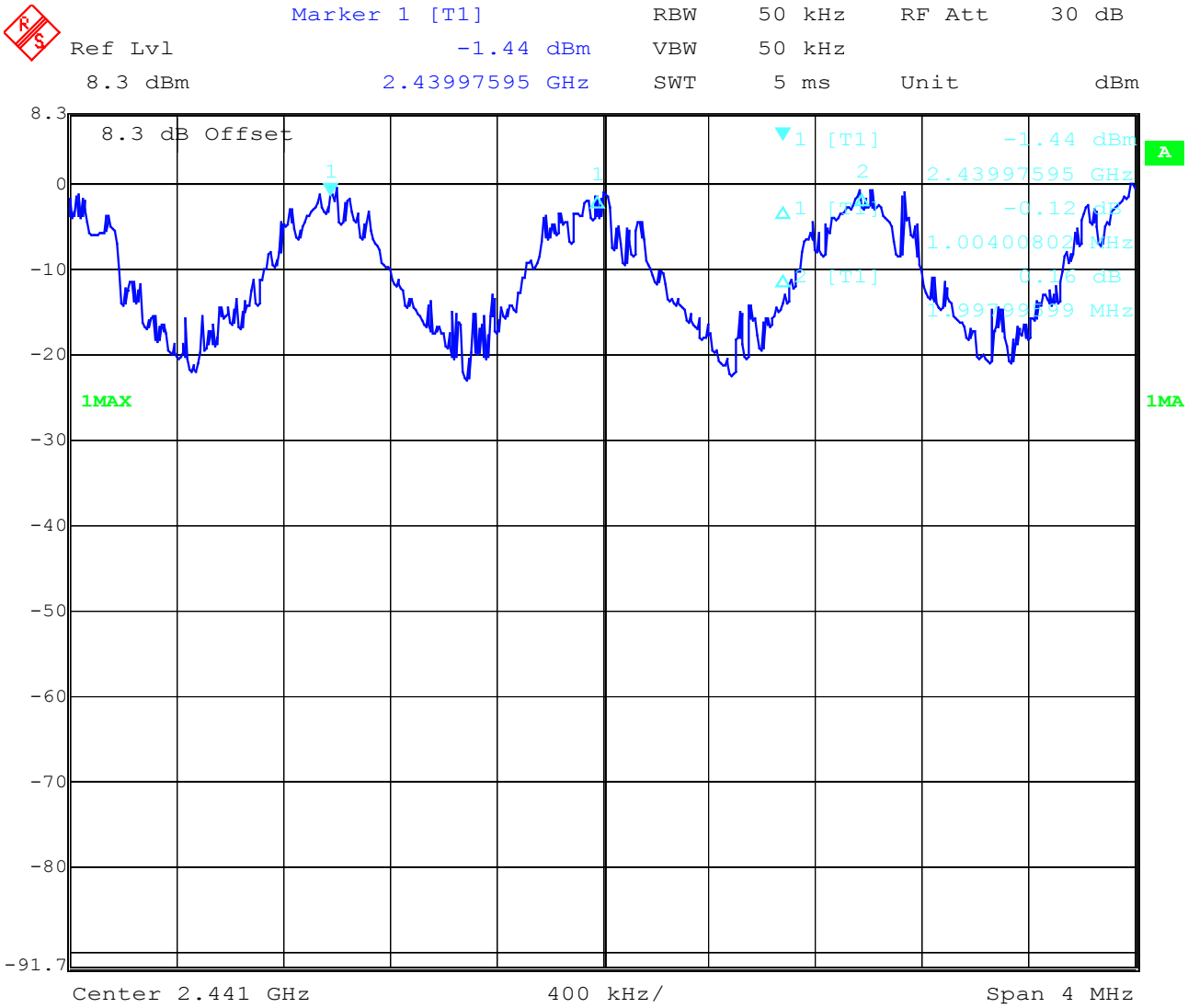

Date: 28.APR.2003 09:23:26

Channel separation is ~ 1 MHz

Limit: minimum 25 kHz or the 20 dB Bandwidth of the hopping system

REFERENCE NUMBER(S) OF TEST EQUIPMENT USED
(for reference numbers see test equipment listing)
64

Equipment under test : PE2030 B
Ambient temperature : 23°C
Relative humidity : 40%

Number of hopping channels **§15.247(a1)**
Channel 1 - 40

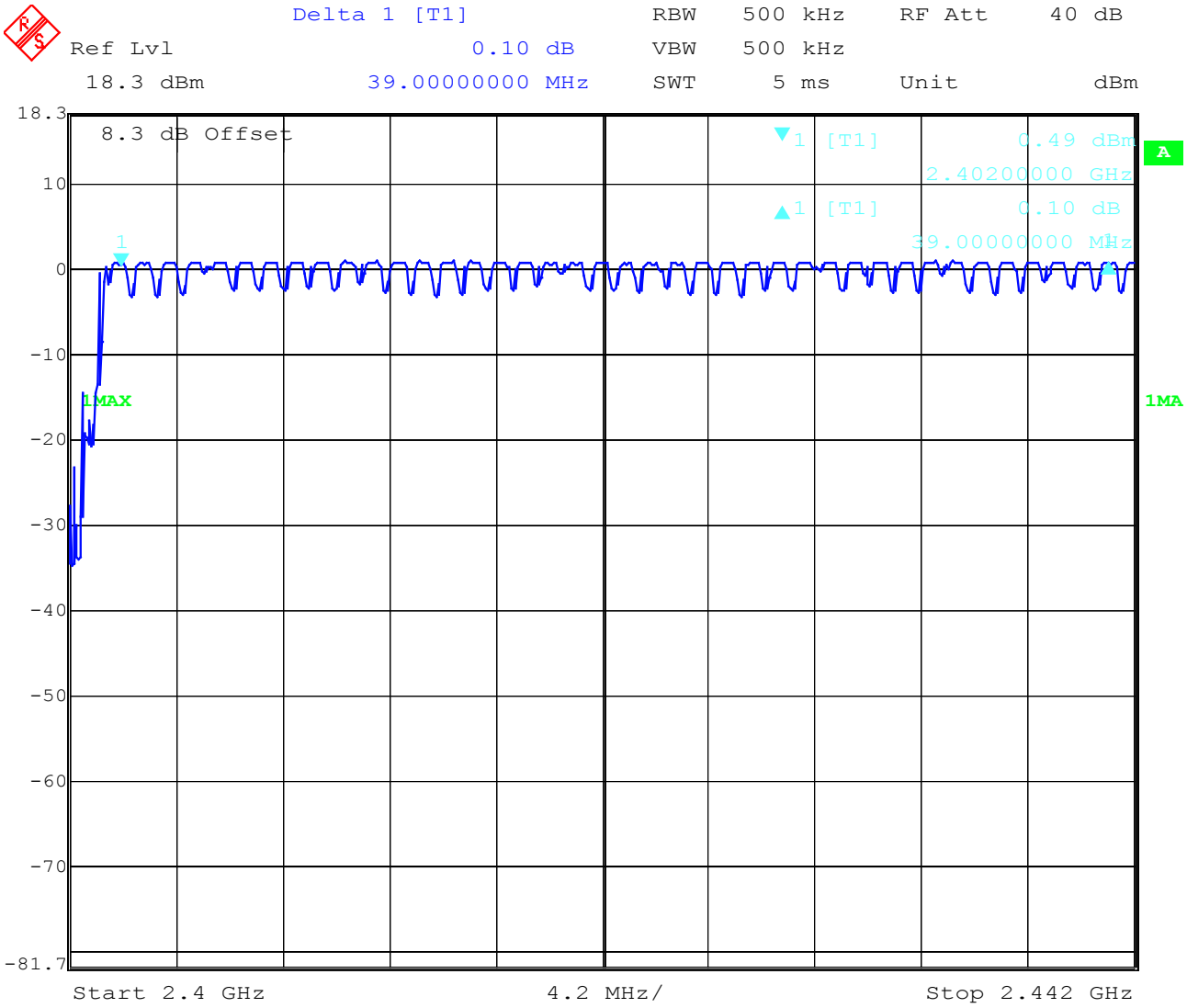

Date: 28.APR.2003 09:26:41

The number of hopping channels is 79.

Limit: at least 15 non-overlapping channels

REFERENCE NUMBER(S) OF TEST EQUIPMENT USED
(for reference numbers see test equipment listing)
64

Equipment under test : PE2030 B
Ambient temperature : 23°C
Relative humidity : 40%

Number of hopping channels
Channel 41 - 79 **§15.247(a1)**

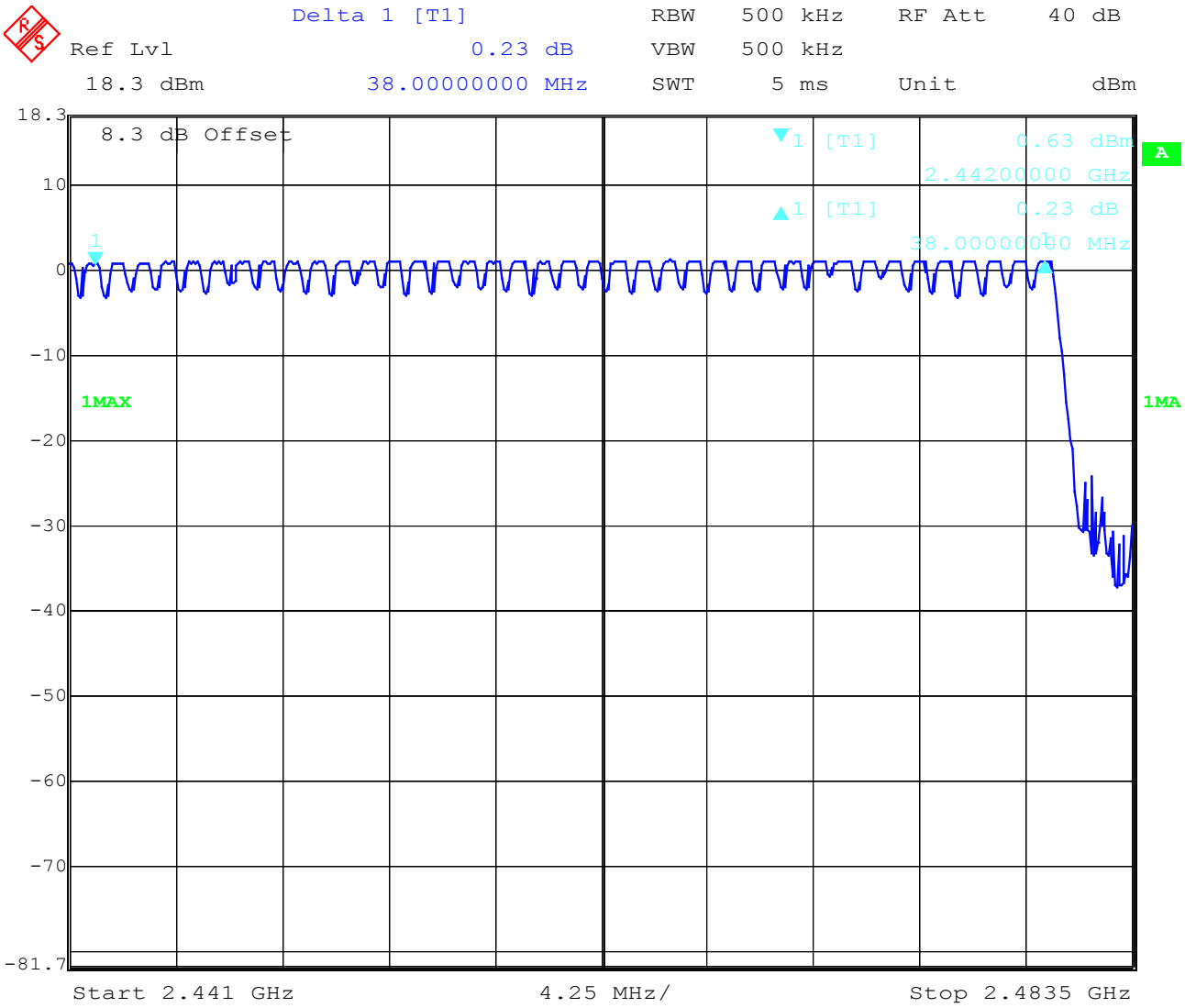

Date: 28.APR.2003 09:28:39

The number of hopping channels is 79.

Limit: at least 15 non-overlapping channels

REFERENCE NUMBER(S) OF TEST EQUIPMENT USED
(for reference numbers see test equipment listing)
64

Equipment under test : PE2030 B
Ambient temperature : 23°C
Relative humidity : 40%

Time of occupancy (dwell time) §15.247(a1 iii)

For Bluetooth devives:

The dwell time of 0.3797s within a 30 second period in data mode is independent from the packet type (packet length). The calculation for a 30 second period is a follows:
Dwell time = time slot length * hop rate / number of hopping channels *30s
Example for a DH1 packet (with a maximum length of one time slot)
Dwell time = 625 µs * 1600 1/s / 79 * 30s = 0.3797s (in a 30s period)
For multi-slot packet the hopping is reduced according to the length of the packet.
Example for a DH5 packet (with a maximum length of five time slots)
Dwell time = 5 * 625 µs * 1600 * 1/5 *1/s / 79 * 30s = 0.3797s (in a 30s period)
This is according the Bluetooth Core Specification V 1.0B (+ critical errata) for all Bluetooth devices. Therefore, all Bluetooth devices **comply** with the FCC dwell time requirement in the data mode.
This was checked during the Bluetooth Qualification tests.
The Dwell time in hybrid mode is approximately 2.6 mS (in a 12.8s period)

REFERENCE NUMBER(S) OF TEST EQUIPMENT USED
(for reference numbers see test equipment listing)
64

Equipment under test : PE2030 B
Ambient temperature : 23°C
Relative humidity : 40%

Power Spectral density (Hybrid system in Inquiry mode / Page scan) §15.247(d)
Low channel

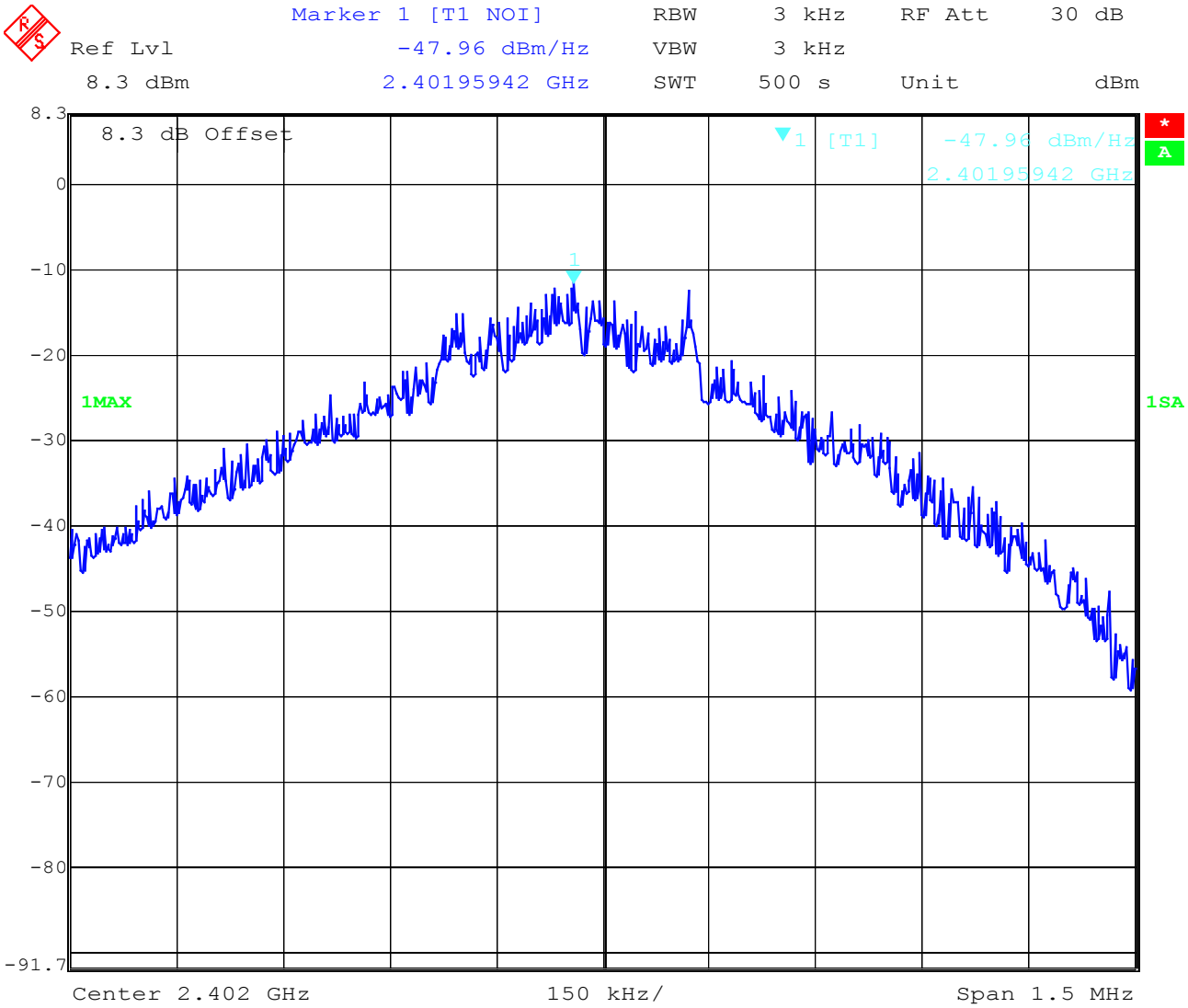

Date: 28.APR.2003 10:02:11

Power density : -47.96 dBm/Hz =-13.16 dBm / 3 KHz

Correction factor from dBm/Hz to dBm/3KHz is +34,8 dB

REFERENCE NUMBER(S) OF TEST EQUIPMENT USED
(for reference numbers see test equipment listing)
64

Equipment under test : PE2030 B
Ambient temperature : 23°C
Relative humidity : 40%
Power Spectral density (Hybrid system in Inquiry mode / Page scan) §15.247(d)
Middle channel

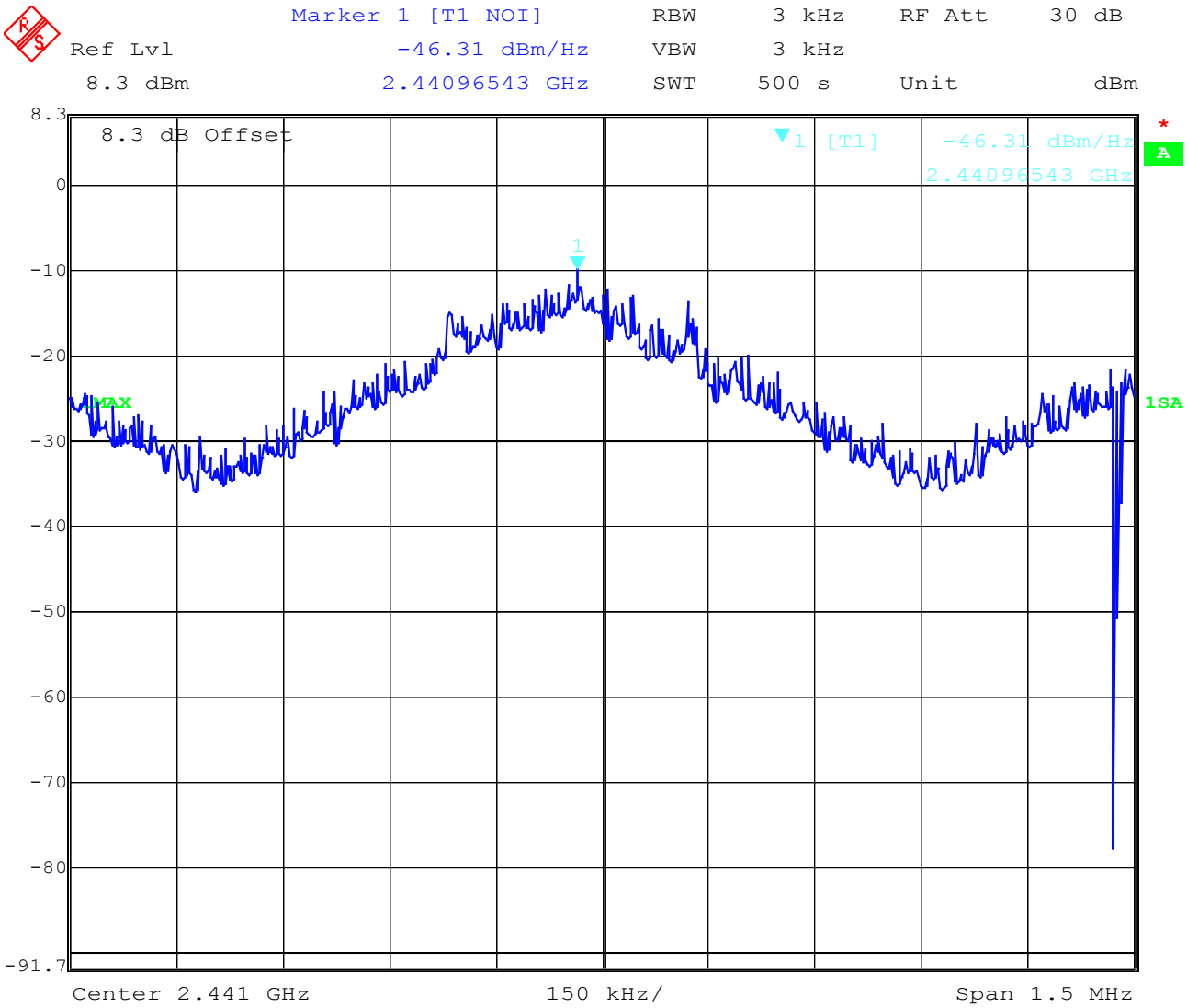

Date: 28.APR.2003 09:46:37

Power density : -46.31 dBm/Hz =-11.51 dBm / 3 KHz

Correction factor from dBm/Hz to dBm/3KHz is +34,8 dB

REFERENCE NUMBER(S) OF TEST EQUIPMENT USED
(for reference numbers see test equipment listing)
64

Equipment under test : PE2030 B
Ambient temperature : 23°C
Relative humidity : 40%
Power Spectral density (Hybrid system in Inquiry mode / Page scan) §15.247(d)
High channel

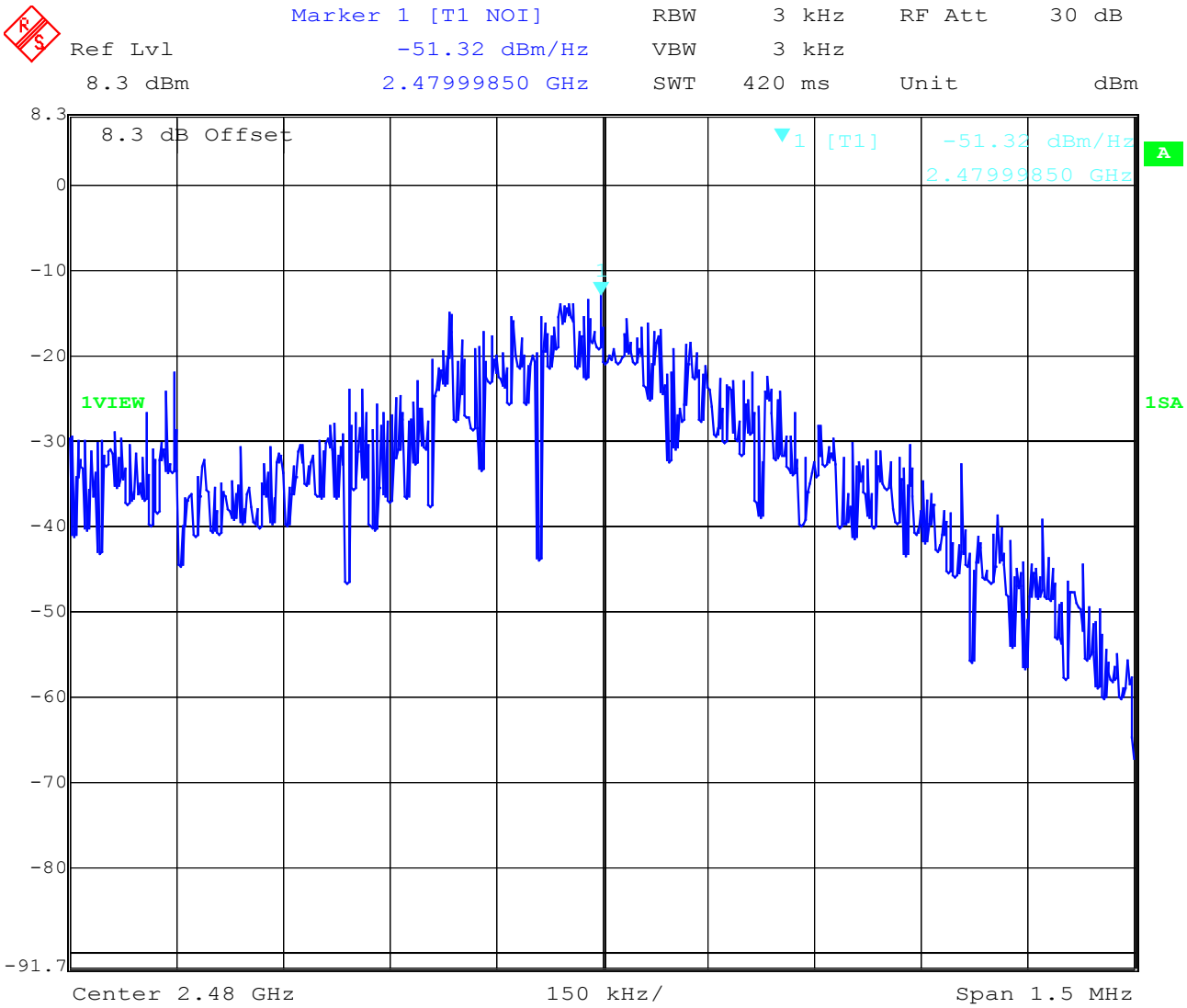

Date: 28.APR.2003 10:14:22

Power density : --51.32 dBm/Hz = -16.52 dBm / 3 KHz

Correction factor from dBm/Hz to dBm/3KHz is +34,8 dB

REFERENCE NUMBER(S) OF TEST EQUIPMENT USED
(for reference numbers see test equipment listing)
64

Equipment under test : PE2030 B
Ambient temperature : 23°C
Relative humidity : 40%

Spectrum Bandwidth of a FHSS System §15.247(a1)
20 dB bandwidth

TEST CONDITIONS		20 dB BANDWIDTH (kHz)		
Frequency (MHz)		2402	2441	2480
T_{nom}(23)°C	V_{nom}(3,7)V	985.972	943.888	991.984
Measurement uncertainty		±1kHz		

RBW / VBW as provided in the „Measurement Guidelines“ (DA 00-705, March 30, 2000)
RBW: 10 kHz / VBW 10 kHz

REFERENCE NUMBER(S) OF TEST EQUIPMENT USED
(for reference numbers see test equipment listing)
64

Equipment under test : PE2030 B
Ambient temperature : 23°C
Relative humidity : 40%

Spectrum Bandwith of a FHSS System **§15.247(a1)**
20 dB bandwidth

Channel 1

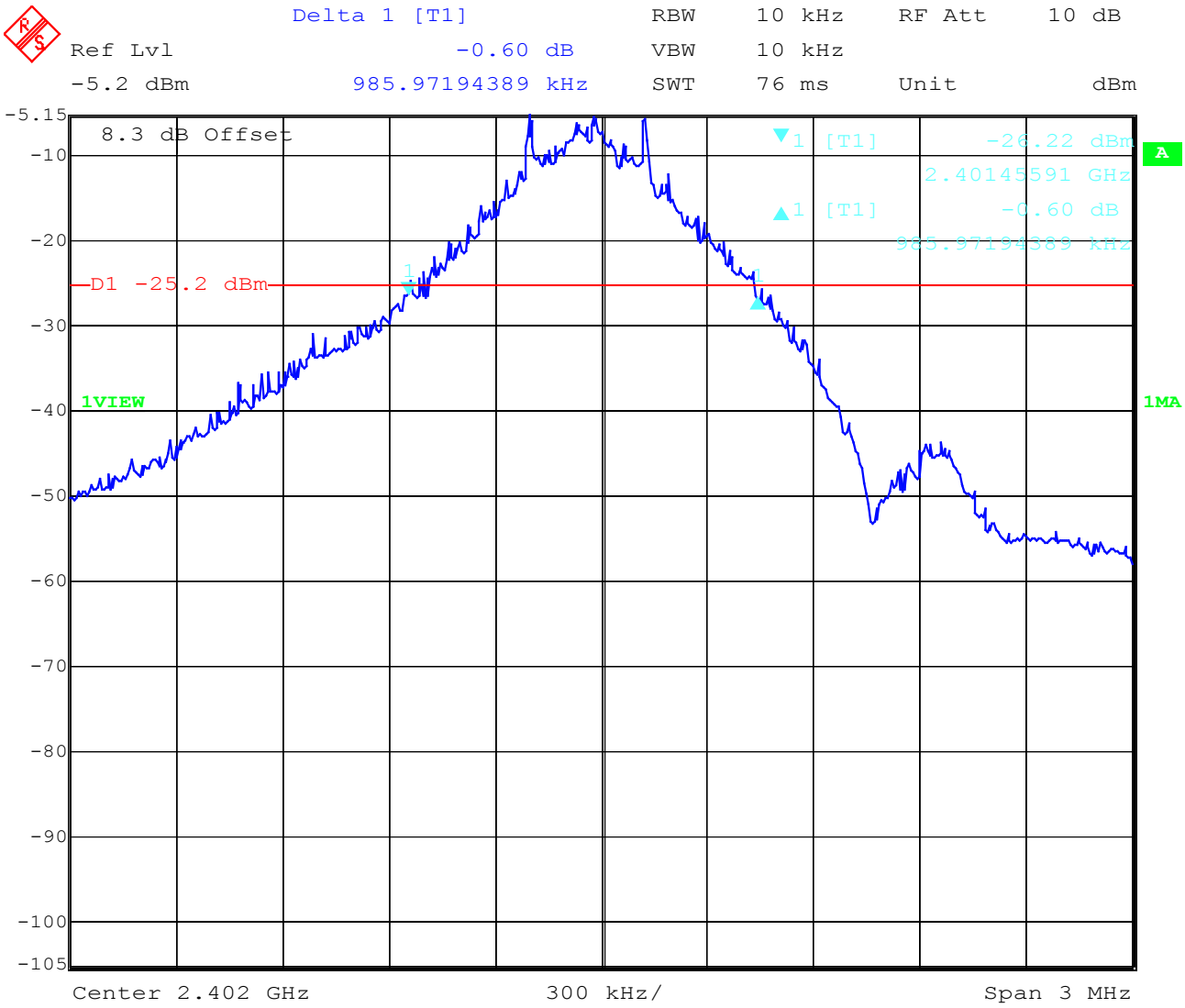

Date: 28.APR.2003 10:25:23

REFERENCE NUMBER(S) OF TEST EQUIPMENT USED
(for reference numbers see test equipment listing)
64

Equipment under test : PE2030 B
Ambient temperature : 23°C
Relative humidity : 40%

Spectrum Bandwith of a FHSS System **§15.247(a1)**
20 dB bandwidth

Channel 2

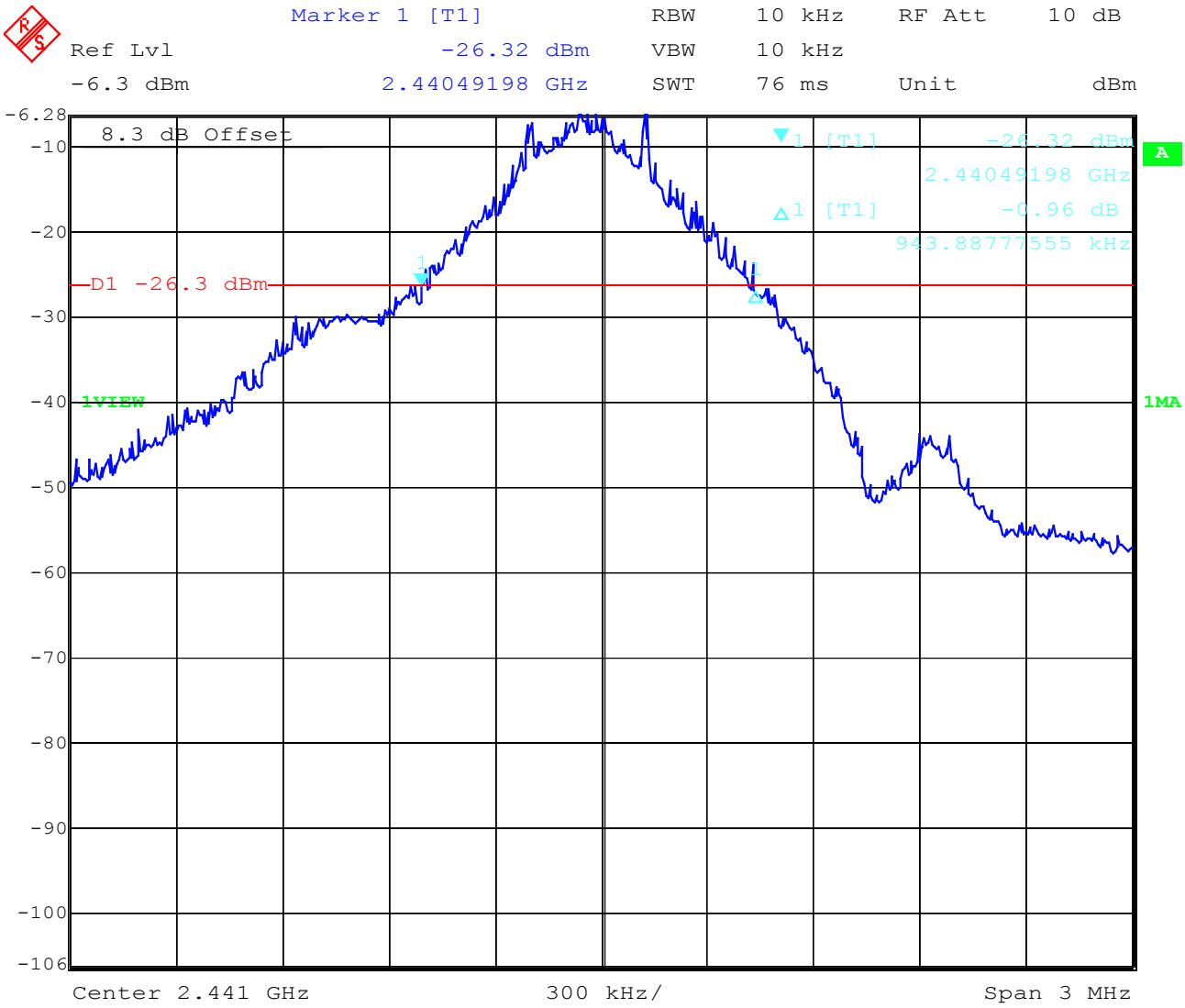

Date: 28.APR.2003 10:26:59

REFERENCE NUMBER(S) OF TEST EQUIPMENT USED
(for reference numbers see test equipment listing)
64

Equipment under test : PE2030 B
Ambient temperature : 23°C
Relative humidity : 40%

Spectrum Bandwith of a FHSS System **§15.247(a1)**
20 dB bandwidth

Channel 3:

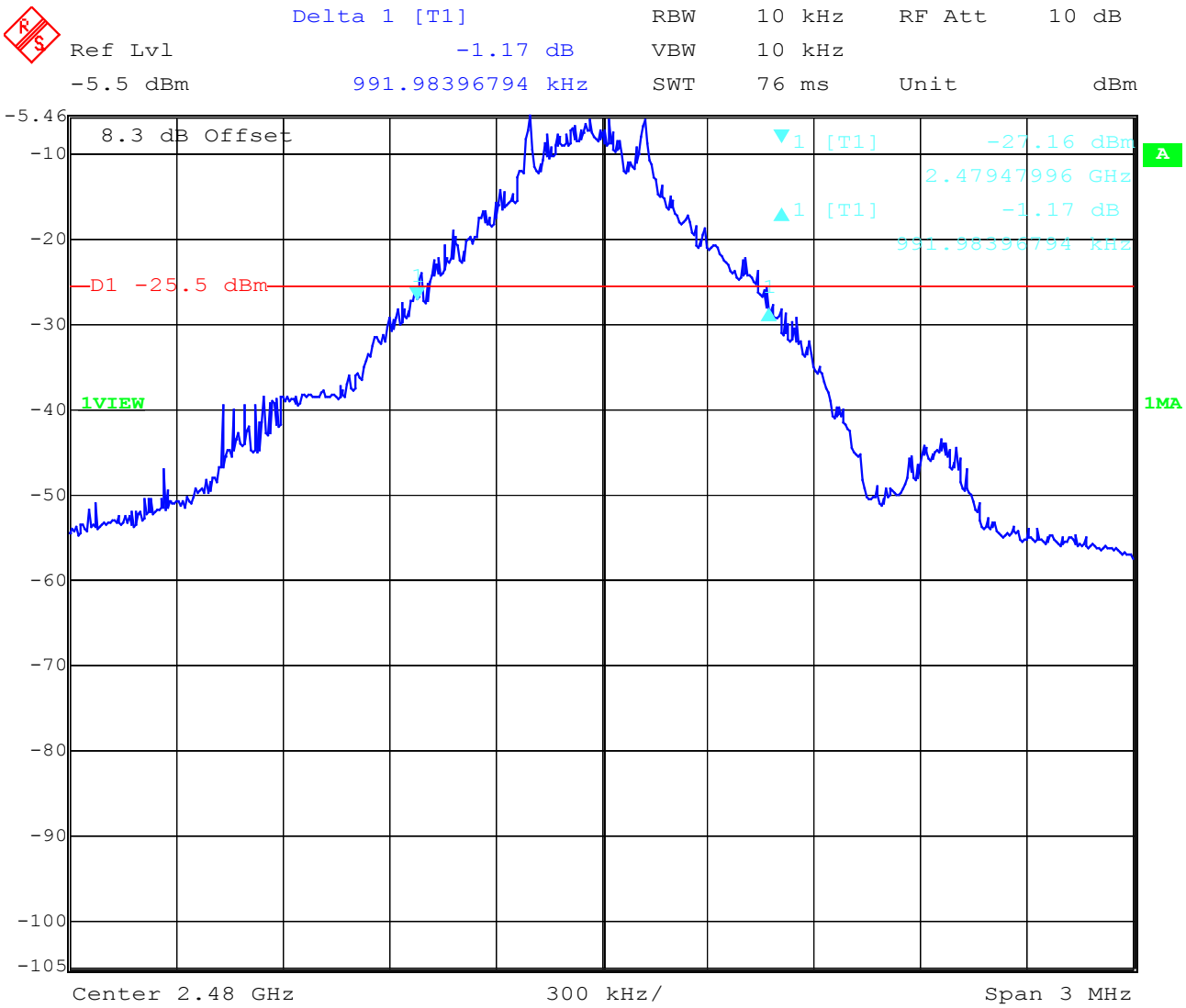

Date: 28.APR.2003 10:28:49

REFERENCE NUMBER(S) OF TEST EQUIPMENT USED
(for reference numbers see test equipment listing)
64

Equipment under test : PE2030 B
Ambient temperature : 23°C
Relative humidity : 40%

MAXIMUM PEAK OUTPUT POWER SUBCLAUSE § 15.247 (b) (1)
(conducted)

TEST CONDITIONS		MAXIMUM PEAK OUTPUT POWER (mW)			
Frequency (MHz)			2402	2442	2480
T_{nom}(23.3)°C	V_{nom}(3.7)V	PK	1.12	1.10	1.20
De facto EIRP (Peak) (Antenna gain)			1.15 mW (+0.12dBi)	1.38 mW (+0.97 dBi)	1.17 mW (--0.31 dBi)
Measurement uncertainty		±3dB			

RBW / VBW : 3 MHz

LIMIT SUBCLAUSE § 15.247 (b) (1)

Frequency range	RF power output
2400-2483.5 MHz	1.0 Watt

REFERENCE NUMBER(S) OF TEST EQUIPMENT USED
(for reference numbers see test equipment listing)
64

Equipment under test : PE2030 B
Ambient temperature : 23°C
Relative humidity : 40%

MAXIMUM PEAK OUTPUT POWER **SUBCLAUSE § 15.247 (b) (1)**
(conducted)
Channel 1

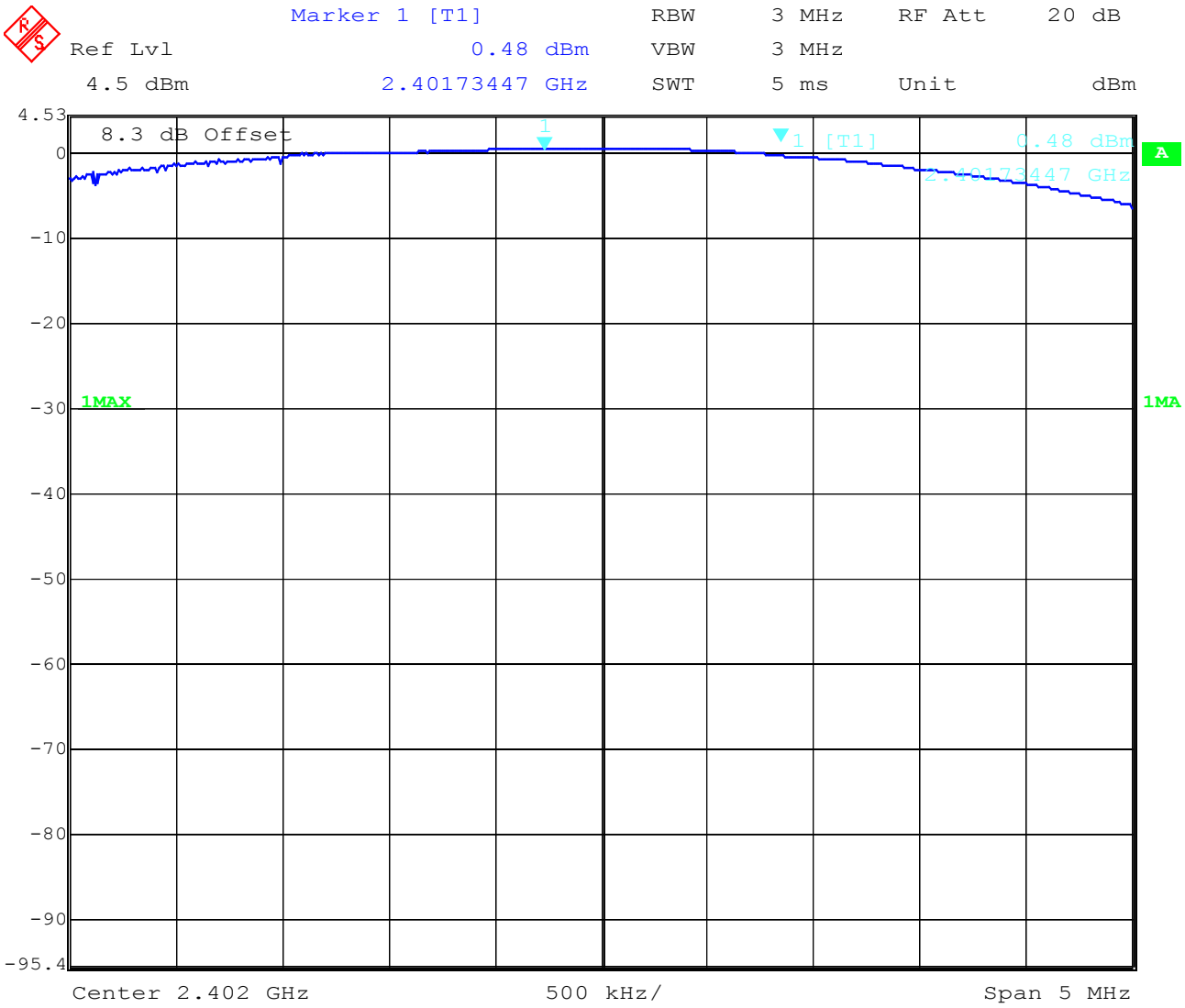

Date: 28.APR.2003 10:31:46

LIMIT **SUBCLAUSE § 15.247 (b) (1)**

Frequency range	RF power output
2400-2483.5 MHz	1.0 Watt

REFERENCE NUMBER(S) OF TEST EQUIPMENT USED
(for reference numbers see test equipment listing)
64

Equipment under test : PE2030 B
Ambient temperature : 23°C
Relative humidity : 40%

MAXIMUM PEAK OUTPUT POWER **SUBCLAUSE § 15.247 (b) (1)**
(conducted)
Channel 2

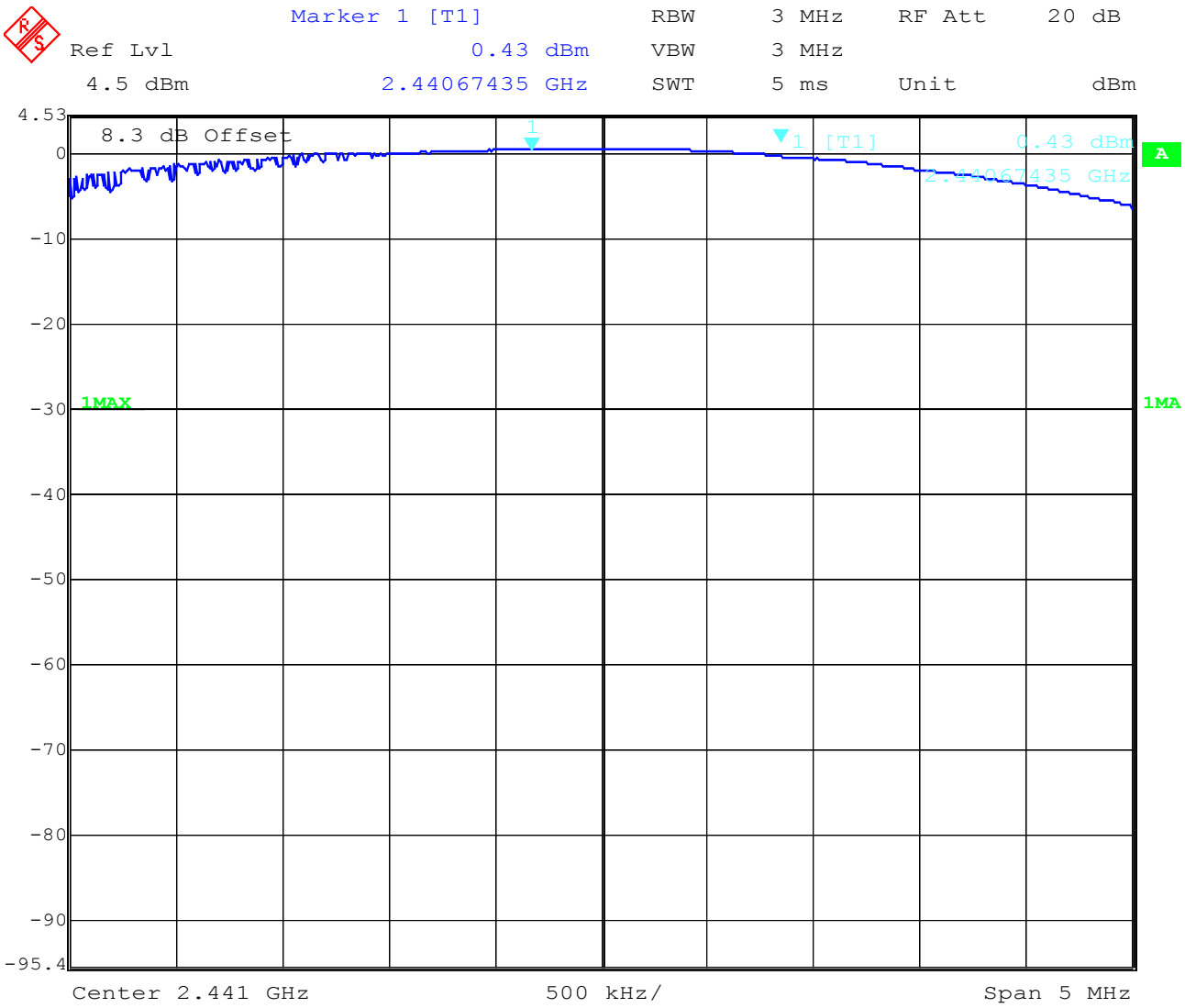

Date: 28.APR.2003 10:30:55

LIMIT **SUBCLAUSE § 15.247 (b) (1)**

Frequency range	RF power output
2400-2483.5 MHz	1.0 Watt

REFERENCE NUMBER(S) OF TEST EQUIPMENT USED
(for reference numbers see test equipment listing)
64

Equipment under test : PE2030 B
Ambient temperature : 23°C
Relative humidity : 40%

MAXIMUM PEAK OUTPUT POWER **SUBCLAUSE § 15.247 (b) (1)**
(conducted)
Channel 3

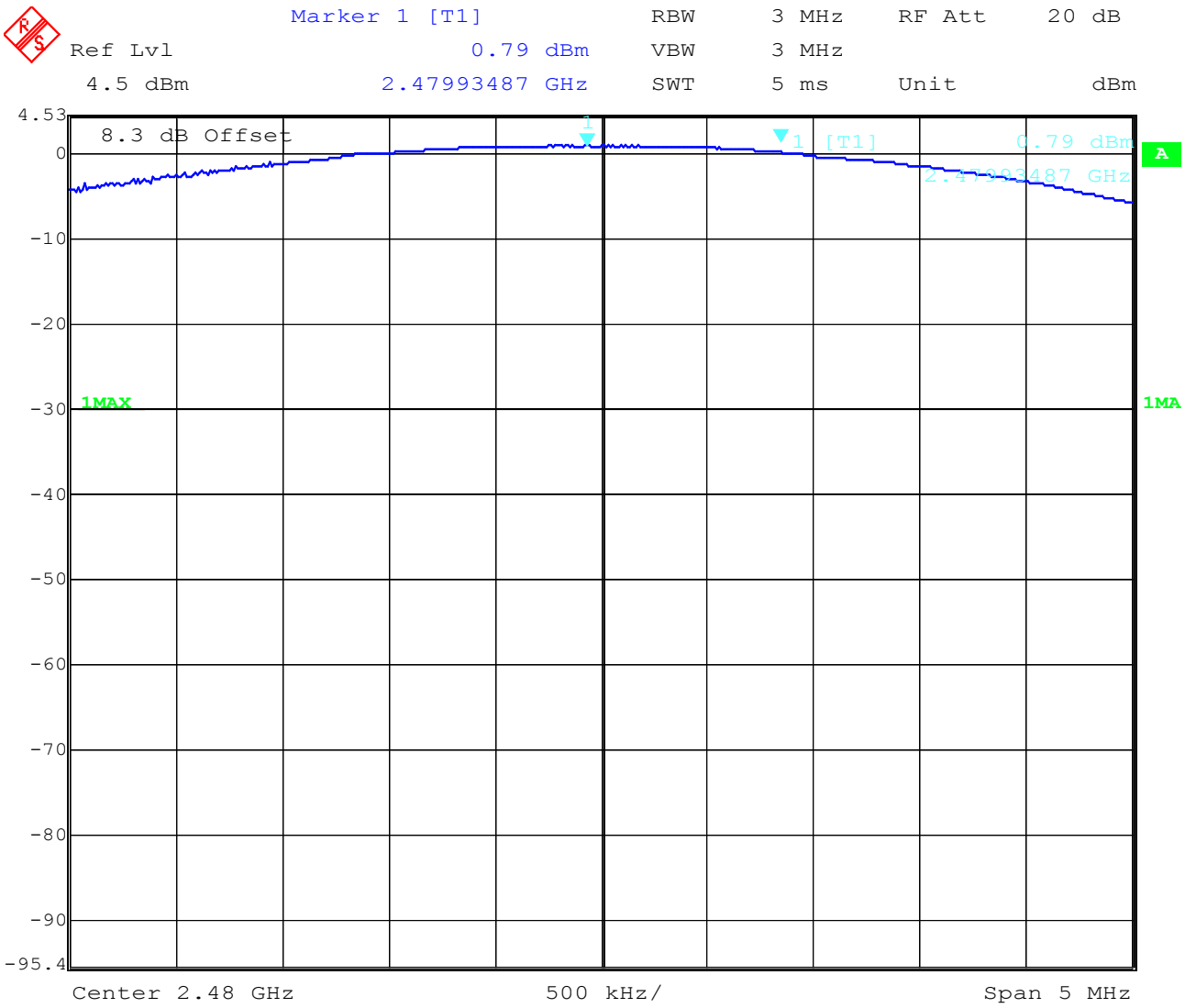

Date: 28.APR.2003 10:30:14

LIMIT **SUBCLAUSE § 15.247 (b) (1)**

Frequency range	RF power output
2400-2483.5 MHz	1.0 Watt

REFERENCE NUMBER(S) OF TEST EQUIPMENT USED
(for reference numbers see test equipment listing)
17 – 24, 64

Equipment under test : PE2030 B
Ambient temperature : 23°C
Relative humidity : 40%

MAXIMUM PEAK OUTPUT POWER SUBCLAUSE § 15.247 (b) (1)
(RADIATED)

TEST CONDITIONS		MAXIMUM PEAK OUTPUT POWER EIRP (mW)		
Frequency (MHz)		2402	2441	2480
T_{nom}(23.0)°C	V_{nom}(3,7)V	1. 15 mW	1.38 mW	1.12 mW
Measurement uncertainty		±3dB		

RBW/VBW : 3 MHz

Measured at a distance of 3m

LIMIT SUBCLAUSE § 15.247 (b) (1)

Frequency range	RF power output
2400-2483.5 MHz	1.0 Watt

REFERENCE NUMBER(S) OF TEST EQUIPMENT USED
(for reference numbers see test equipment listing)
17 – 24, 64

Equipment under test : PE2030 B
Ambient temperature : 23°C
Relative humidity : 40%

Band-edge compliance of conducted emissions §15.247 (c)

Low frequency section (hopping off)

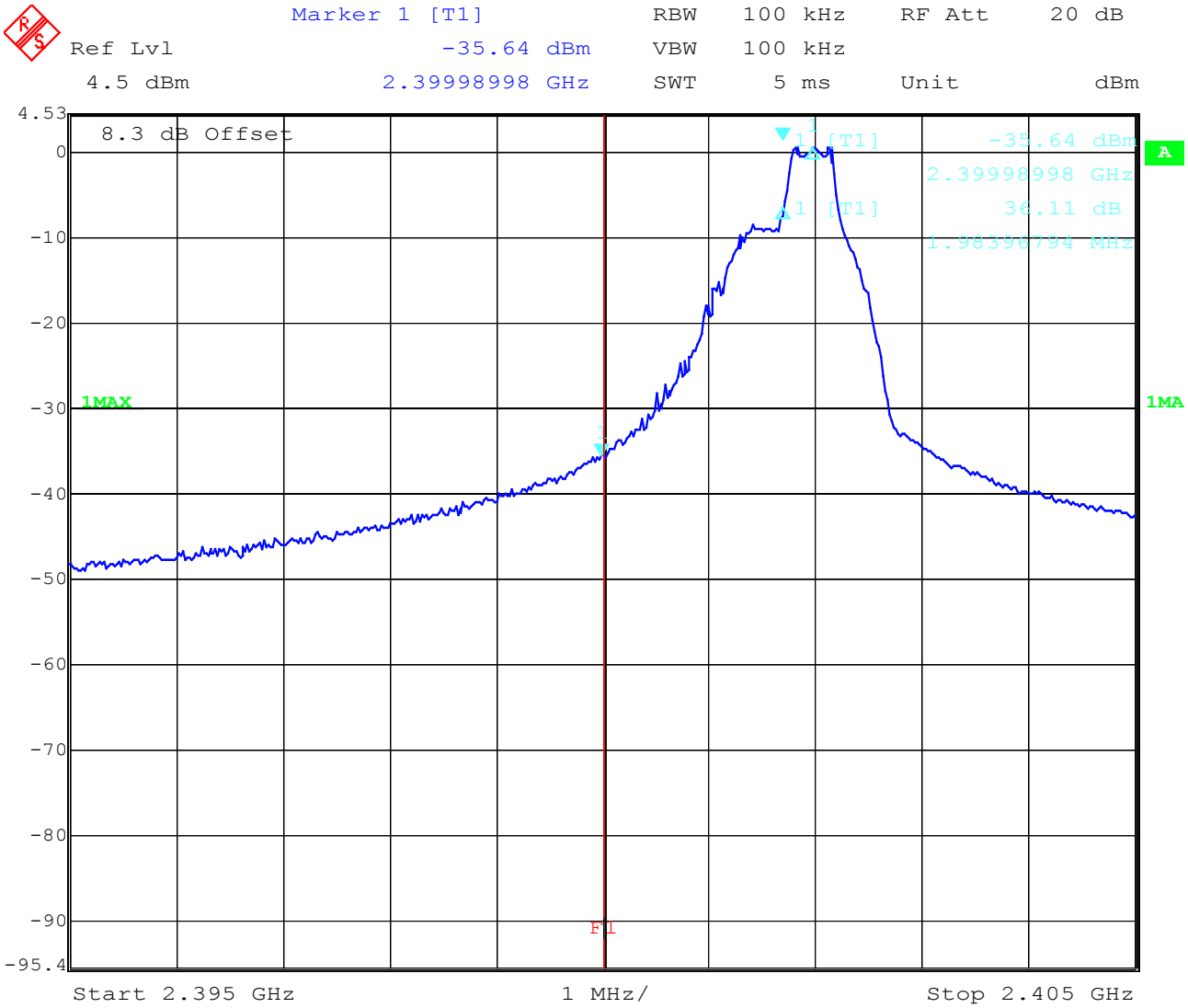

Date: 28.APR.2003 10:34:09

Limit: In any 100 kHz bandwidth outside the frequency band in which the spread spectrum or digitally modulated intentional radiator is operating, the radio frequency power that is produced by the intentional radiator shall be at least 20 dB below that in the 100 kHz bandwidth within the band that contains the highest level of the desired power, based on either an RF conducted or a radiated measurement. Attenuation below the general limits specified in Section 15.209(a) is not required. In addition, radiated emissions which fall in the restricted bands, as defined in Section 15.205(a), must also comply with the radiated emission limits specified in Section 15.209(a) (see Section 15.205(c)).

REFERENCE NUMBER(S) OF TEST EQUIPMENT USED
(for reference numbers see test equipment listing)
17 – 24, 64

Equipment under test : PE2030 B
Ambient temperature : 23°C
Relative humidity : 40%

Band-edge compliance of conducted emissions §15.247 (c)

Low frequency section (hopping on)

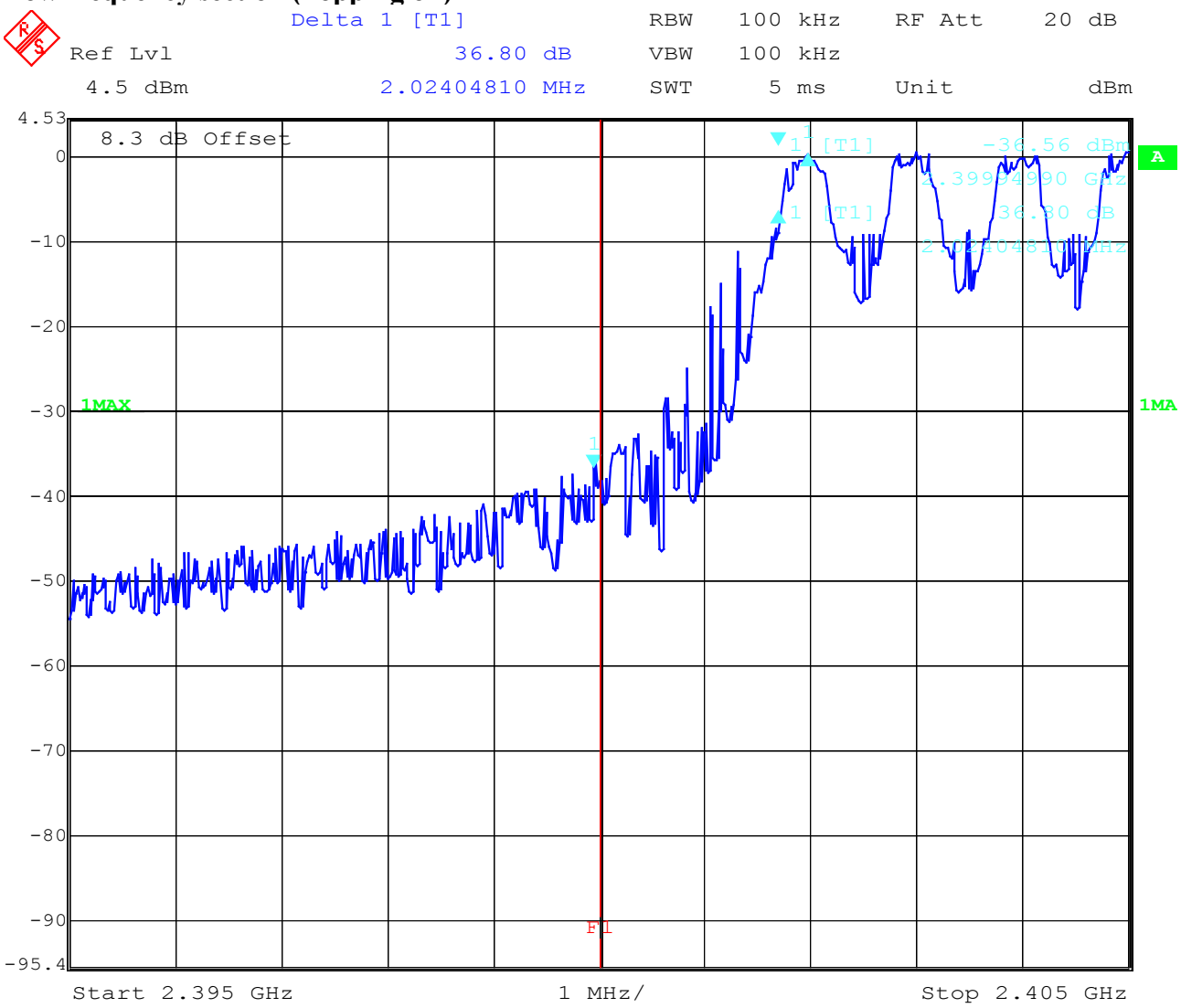

Date: 28.APR.2003 10:36:58

Limit: In any 100 kHz bandwidth outside the frequency band in which the spread spectrum or digitally modulated intentional radiator is operating, the radio frequency power that is produced by the intentional radiator shall be at least 20 dB below that in the 100 kHz bandwidth within the band that contains the highest level of the desired power, based on either an RF conducted or a radiated measurement. Attenuation below the general limits specified in Section 15.209(a) is not required. In addition, radiated emissions which fall in the restricted bands, as defined in Section 15.205(a), must also comply with the radiated emission limits specified in Section 15.209(a) (see Section 15.205(c)).

REFERENCE NUMBER(S) OF TEST EQUIPMENT USED
(for reference numbers see test equipment listing)
17 – 24, 64

Equipment under test : PE2030 B
Ambient temperature : 23°C
Relative humidity : 40%

Band-edge compliance of conducted emissions §15.247 (c)

high frequency section (hopping off)

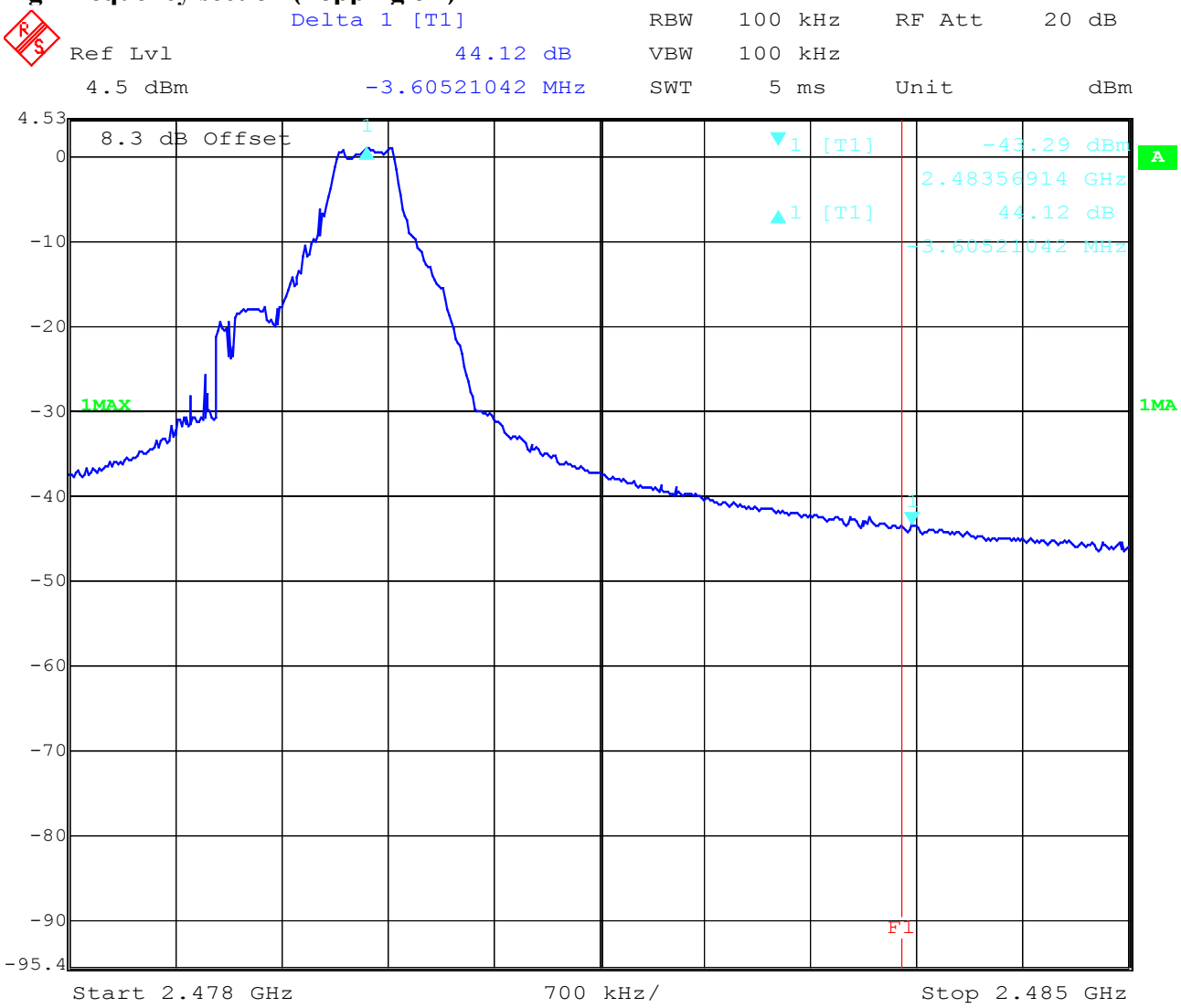

Date: 28.APR.2003 10:40:40

Limit: In any 100 kHz bandwidth outside the frequency band in which the spread spectrum or digitally modulated intentional radiator is operating, the radio frequency power that is produced by the intentional radiator shall be at least 20 dB below that in the 100 kHz bandwidth within the band that contains the highest level of the desired power, based on either an RF conducted or a radiated measurement. Attenuation below the general limits specified in Section 15.209(a) is not required. In addition, radiated emissions which fall in the restricted bands, as defined in Section 15.205(a), must also comply with the radiated emission limits specified in Section 15.209(a) (see Section 15.205(c)).

REFERENCE NUMBER(S) OF TEST EQUIPMENT USED
(for reference numbers see test equipment listing)
17 – 24, 64

Equipment under test : PE2030 B
Ambient temperature : 23°C
Relative humidity : 40%

Band-edge compliance of conducted emissions §15.247 (c)

high frequency section (hopping on)

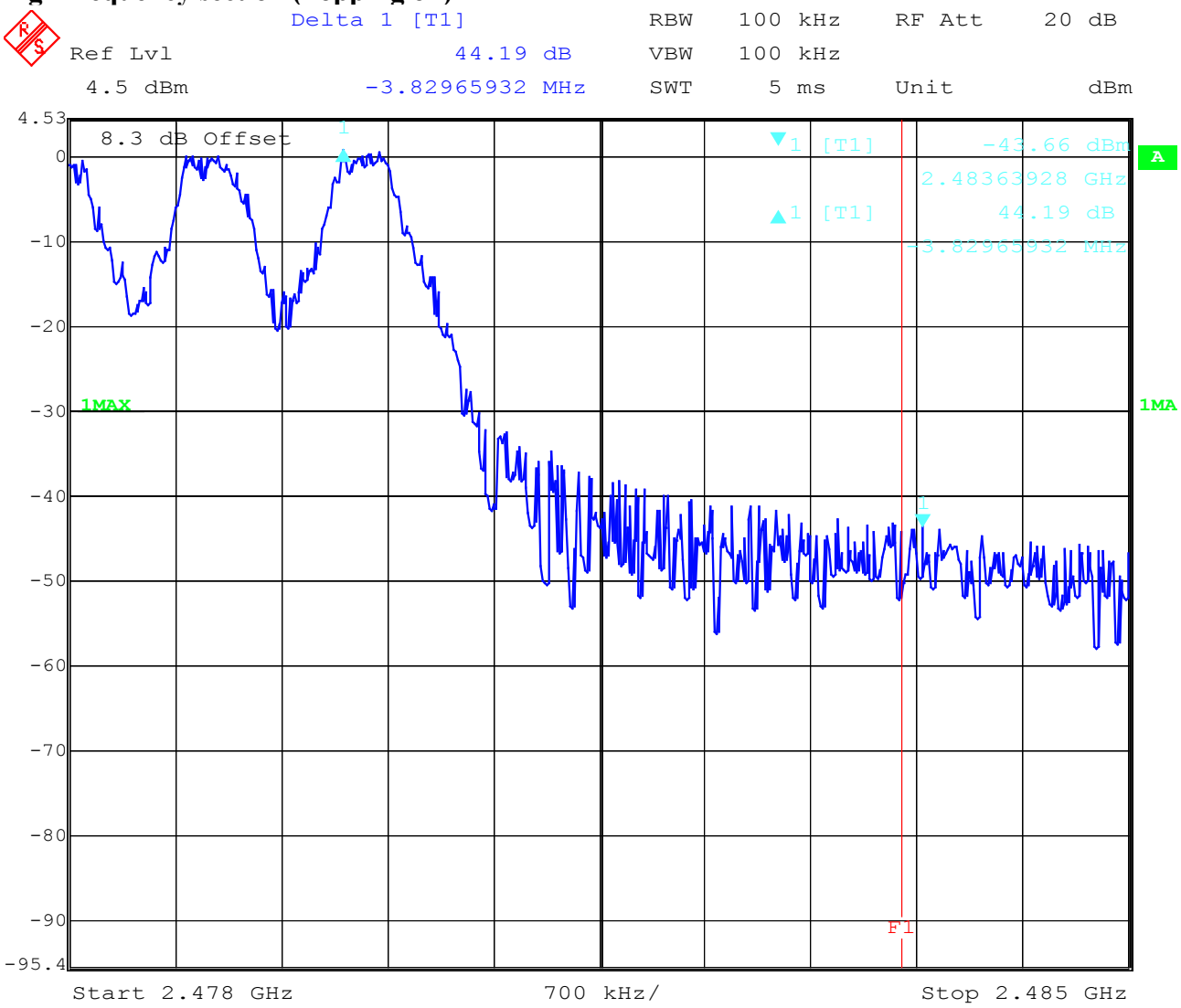

Date: 28.APR.2003 10:39:14

Limit: In any 100 kHz bandwidth outside the frequency band in which the spread spectrum or digitally modulated intentional radiator is operating, the radio frequency power that is produced by the intentional radiator shall be at least 20 dB below that in the 100 kHz bandwidth within the band that contains the highest level of the desired power, based on either an RF conducted or a radiated measurement. Attenuation below the general limits specified in Section 15.209(a) is not required. In addition, radiated emissions which fall in the restricted bands, as defined in Section 15.205(a), must also comply with the radiated emission limits specified in Section 15.209(a) (see Section 15.205(c)).

REFERENCE NUMBER(S) OF TEST EQUIPMENT USED
(for reference numbers see test equipment listing)
17 – 24, 64

Equipment under test : PE2030 B
Ambient temperature : 23°C
Relative humidity : 40%

Band-edge compliance radiated
Max field strength in 3m distance
(singel frequency)

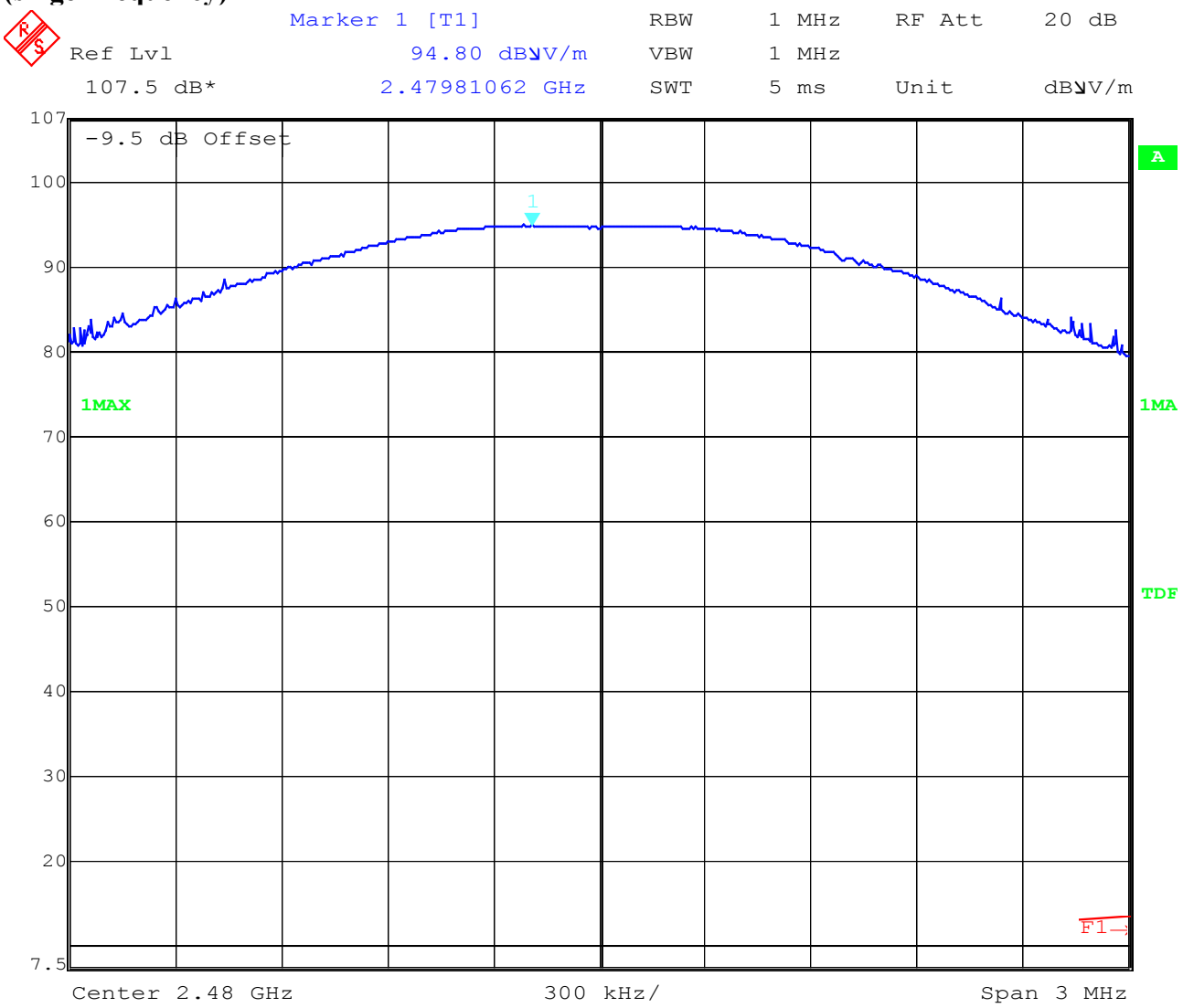

Date: 28.APR.2003 15:23:37

Frequency	Meter reading	Cable loss	Antenna factor	Results
2480 MHz	99.8 dBµV	1.3	-6.3	94.80 dBµV/m
		Coreccting factor in grafic implemented		

REFERENCE NUMBER(S) OF TEST EQUIPMENT USED
(for reference numbers see test equipment listing)
17 – 24, 64

Equipment under test : PE2030 B
Ambient temperature : 23°C
Relative humidity : 40%

Band-edge compliance radiated
Marker-Delta Method (single carrier)

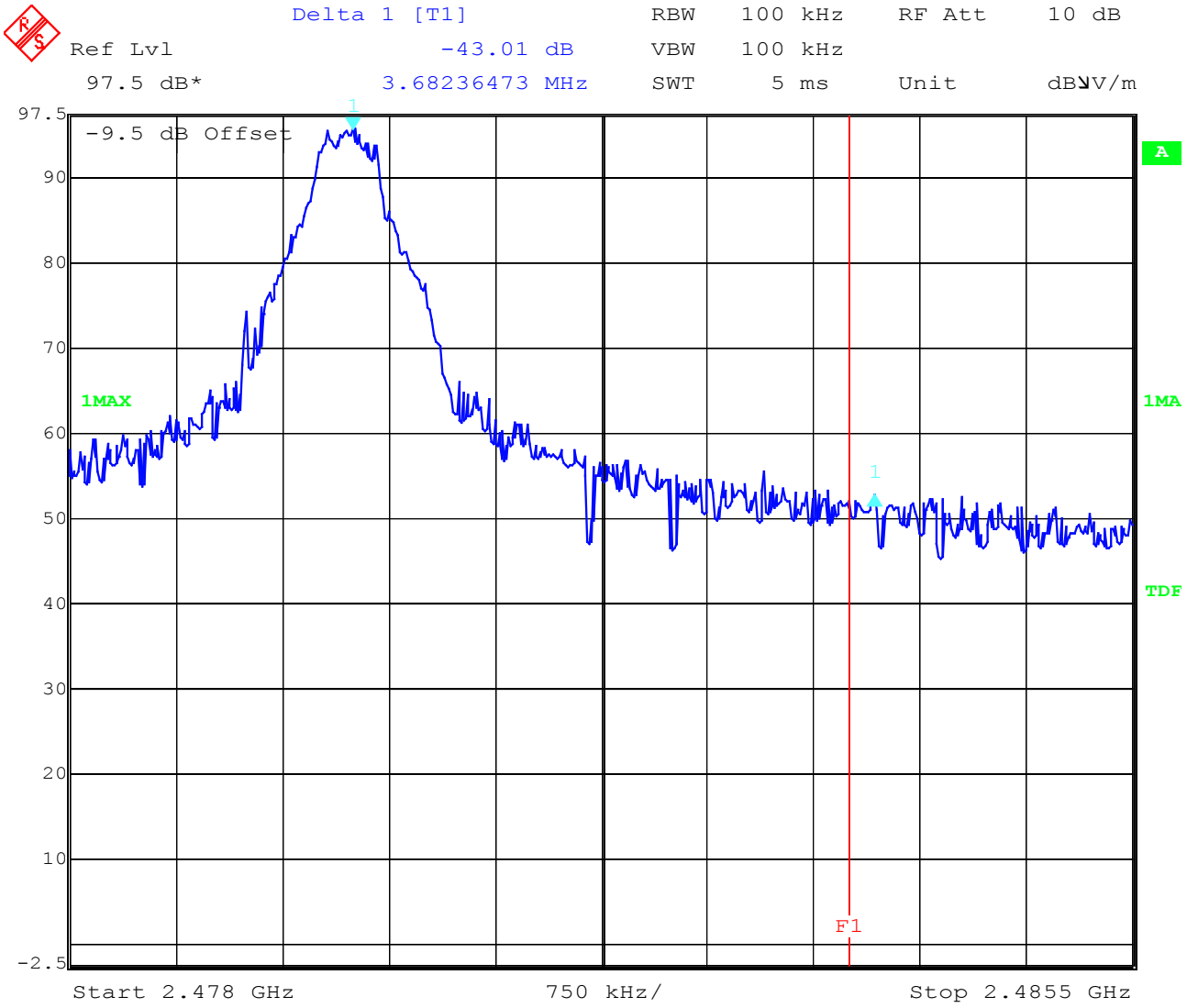

Date: 28.APR.2003 15:16:08

Marker-Delta-Value : 43.01
This measurement was made to show that the behavior of the system is conform to

FCC 15.205 (restricted bands)

REFERENCE NUMBER(S) OF TEST EQUIPMENT USED
(for reference numbers see test equipment listing)
17 – 24, 64

Equipment under test : PE2030 B
Ambient temperature : 23°C
Relative humidity : 40%

Band-edge compliance radiated
Marker-Delta Method (hopping mode)

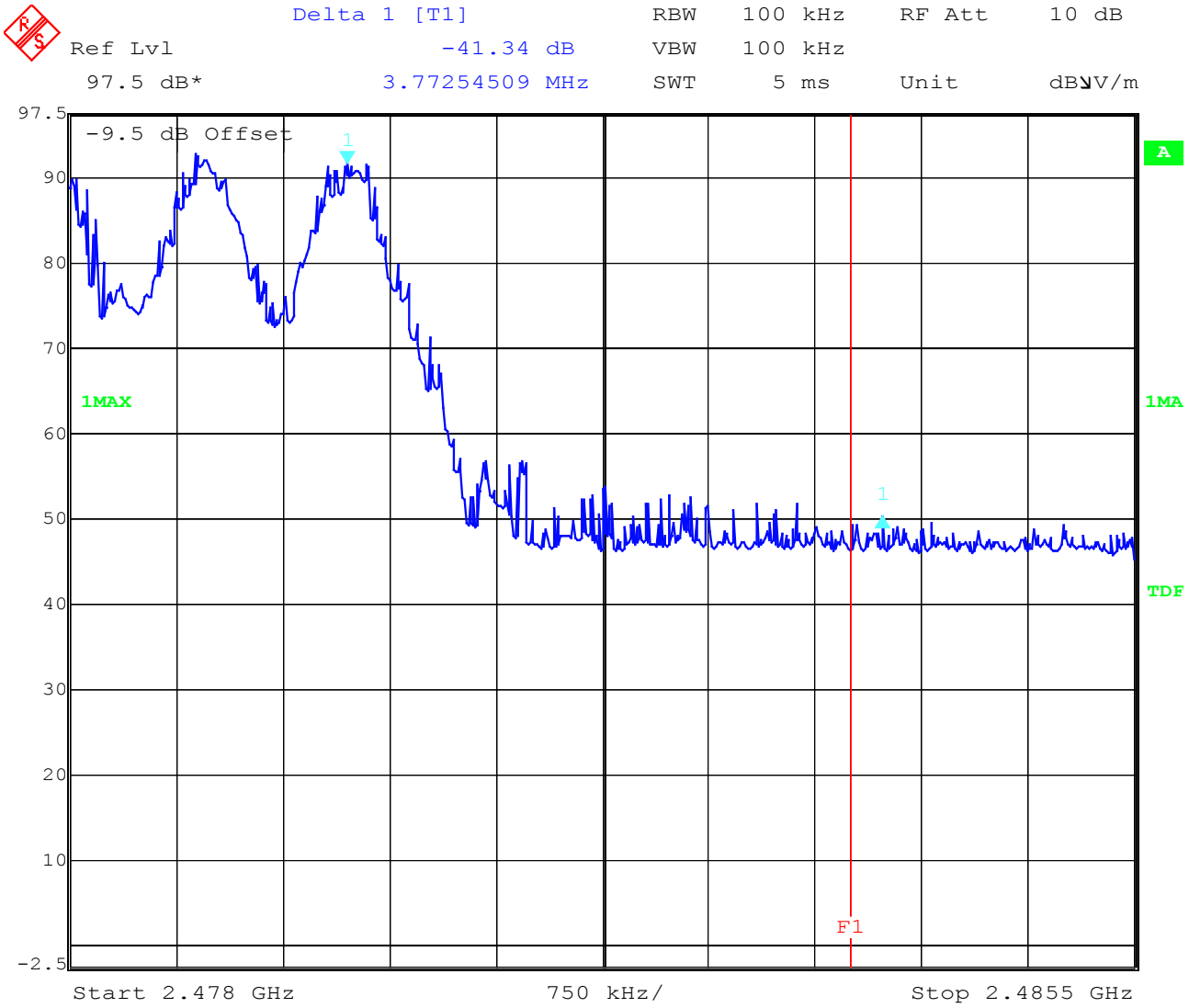

Date: 28.APR.2003 15:19:41

Marker-Delta-Value : 41.24 dB

This measurement was made to show that the behavior of the system is conform to FCC 15.205 (restricted bands)

REFERENCE NUMBER(S) OF TEST EQUIPMENT USED
(for reference numbers see test equipment listing)
17 – 24, 64

Equipment under test : PE2030 B
Ambient temperature : 23°C
Relative humidity : 40%

Band-edge compliance of radiated emissions §15.205

Radiated field strength

The field strength was measured with an EMI measuring receiver and 1 MHz RBW / VBW for peak and with 1MHz RBW / 10Hz VBW for average at a distance of 3m.

high channel	setup	measured value (3m)	correction factor (3m)	calculated value (3m)
Max. peak value	1 MHz RBW 1 MHz VBW	99.8 dBµV/m	5.0	94.8 dBµV/m
Max. average value	Calculated with duty cycle correction factor	94.8 dBµV/m peak	-0.81 dB duty cycle correction factor	94.0 dBµV/m
Delta value	Peak 30 kHz RBW/VBW	43,01 dB (single carrier) 41.24 dB (hopping mode)	-	-
Value at band edge	limit 54 dBµV/m			50.99 dBµV/m (single carrier) 52.76 dBµV/m (hopping mode)
Statement:				Complies

<u>The product complies with the limit of the restricted bands.</u>

Delta marker plots see above pages

REFERENCE NUMBER(S) OF TEST EQUIPMENT USED
(for reference numbers see test equipment listing)
17 – 24, 64

Equipment under test : PE2030 B
Ambient temperature : 23°C
Relative humidity : 40%

Band-edge compliance radiated (average)
Restricted band 2310 – 2390 MHz

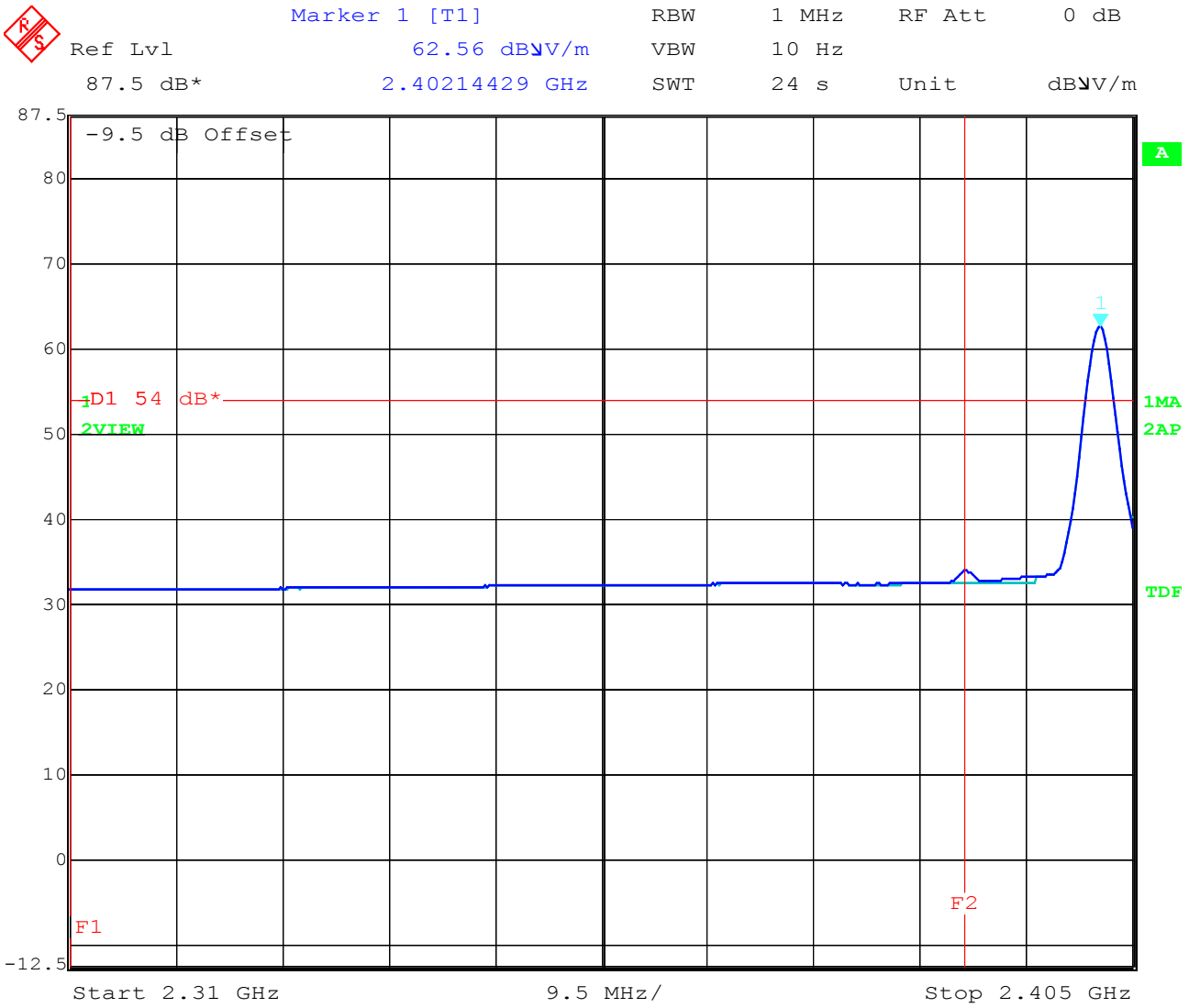

Date: 28.APR.2003 15:04:58

REFERENCE NUMBER(S) OF TEST EQUIPMENT USED
(for reference numbers see test equipment listing)
17 – 24, 64

Equipment under test : PE2030 B
Ambient temperature : 23°C
Relative humidity : 40%

Band-edge compliance radiated (average)
Restricted band 2483.5 - 2500 MHz

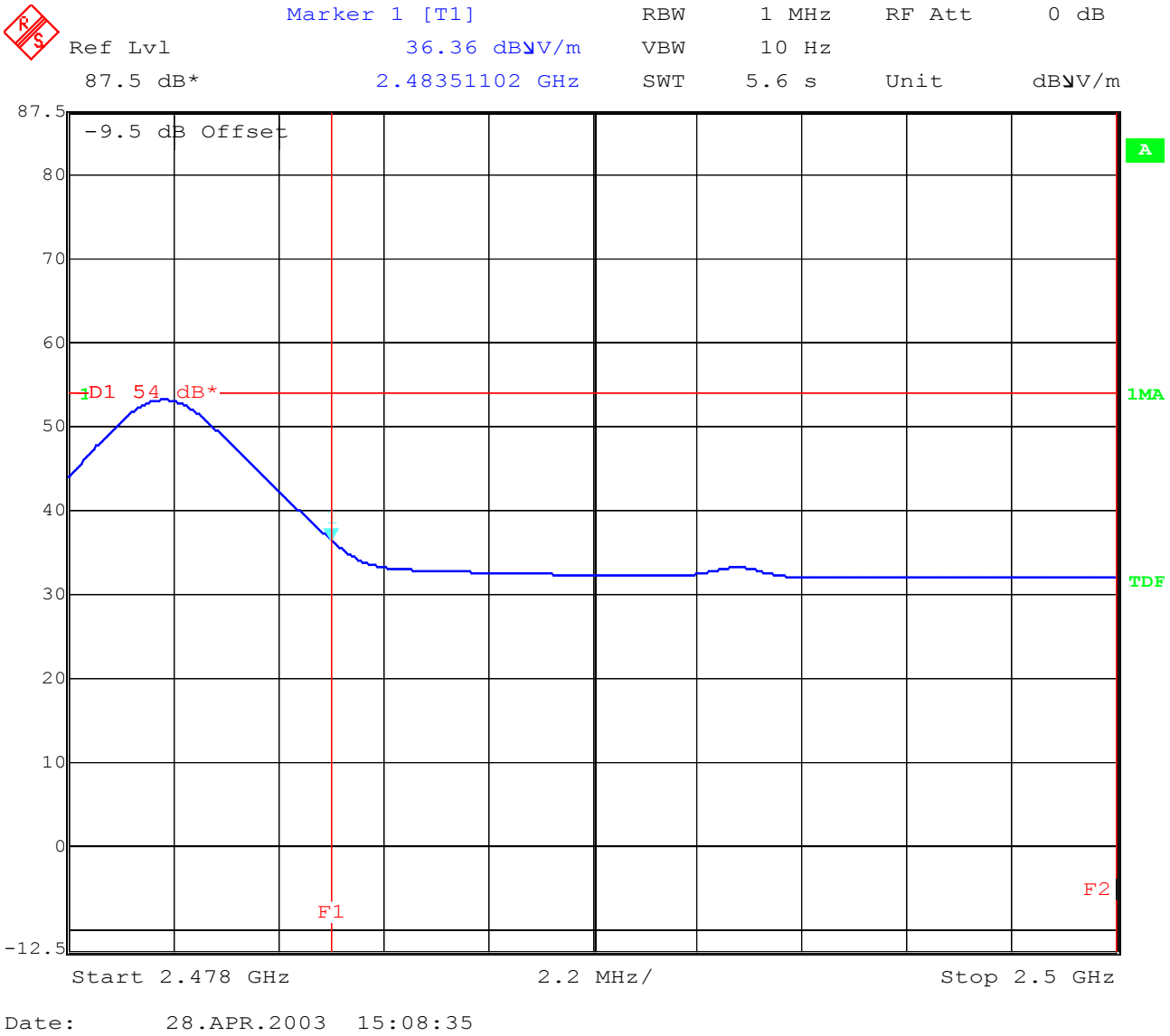

Date: 28.APR.2003 15:08:35

REFERENCE NUMBER(S) OF TEST EQUIPMENT USED
(for reference numbers see test equipment listing)
17 – 24, 64

Equipment under test : PE2030 B
Ambient temperature : 23°C
Relative humidity : 40%

EMISSION LIMITATIONS- Conducted (Transmitter) § 15.247 (c) (1)

EMISSION LIMITATIONS					
f (MHz)		amplitude of emission (dBm)	limit max. allowed emmision power	actual attenuation below frequency of operation (dB)	results
2402		+0.48	30 dBm	-	Operating frequency
no traceable peak found			-20 dBc (-19.52 dBm)		
2441		+0.43	30 dBm	-	Operating frequency
no traceable peak found			-20 dBc (-19.57 dBm)		
2480		+0.79	30 dBm		Operating frequency
no traceable peak found			-20 dBc (-19.21 dBm)		
Measurement uncertainty		± 3dB			

RBW : 100 kHz VBW: 100 MHz

<u>For emissions that fall into restricted bands you find the radiated emissions later in the report.</u>

LIMITS SUBCLAUSE § 15.247 (c)

In any 100 kHz bandwidth outside the frequency band at least 20dB below the highest level of the desired power. In addition, radiated emissions which fall in the restricted bands, as defined in §15.205(a), must also comply with the radiated emission limits specified in §15.209(a) (see §15.205(c)).

REFERENCE NUMBER(S) OF TEST EQUIPMENT USED
(for reference numbers see test equipment listing)
17 – 24, 64

Equipment under test : PE2030 B
Ambient temperature : 23°C
Relative humidity : 40%

EMISSION LIMITATIONS- Conducted (Transmitter) § 15.247 (c) (1)
Channel 1: 9 kHz - 25 GHz

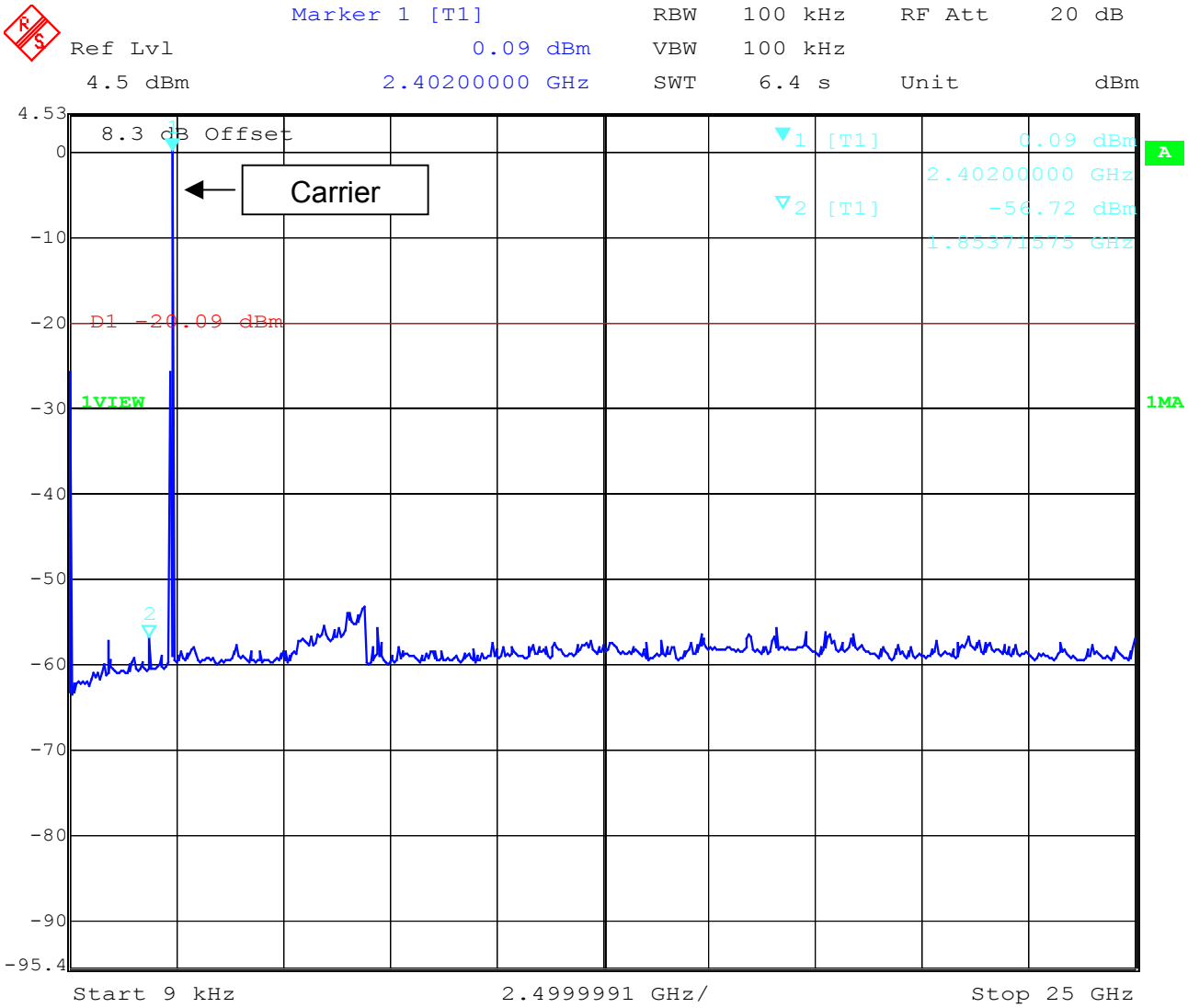

Date: 28.APR.2003 10:57:53

RBW:100 kHz / VBW: 100 kHz

REFERENCE NUMBER(S) OF TEST EQUIPMENT USED
(for reference numbers see test equipment listing)
17 – 24, 64

Equipment under test : PE2030 B
Ambient temperature : 23°C
Relative humidity : 40%

EMISSION LIMITATIONS- Conducted (Transmitter) § 15.247 (c) (1)
Channel 2: 9 kHz – 25 GHz

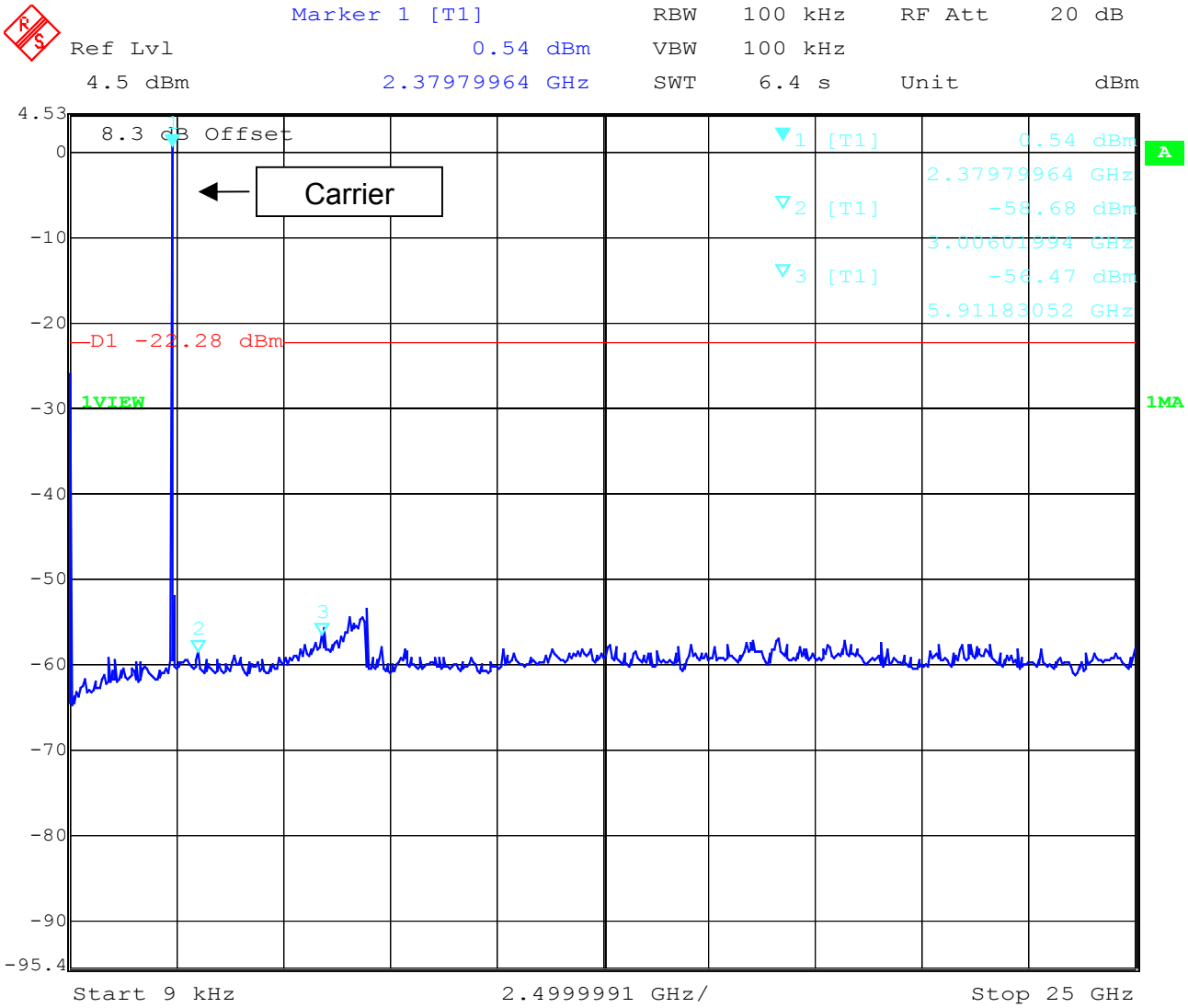

Date: 28.APR.2003 10:50:49

RBW:100 kHz / VBW: 100 kHz

REFERENCE NUMBER(S) OF TEST EQUIPMENT USED
(for reference numbers see test equipment listing)
17 – 24, 64

Equipment under test : PE2030 B
Ambient temperature : 23°C
Relative humidity : 40%

EMISSION LIMITATIONS- Conducted (Transmitter) § 15.247 (c) (1)

Channel 3: 9kHz – 25 GHz

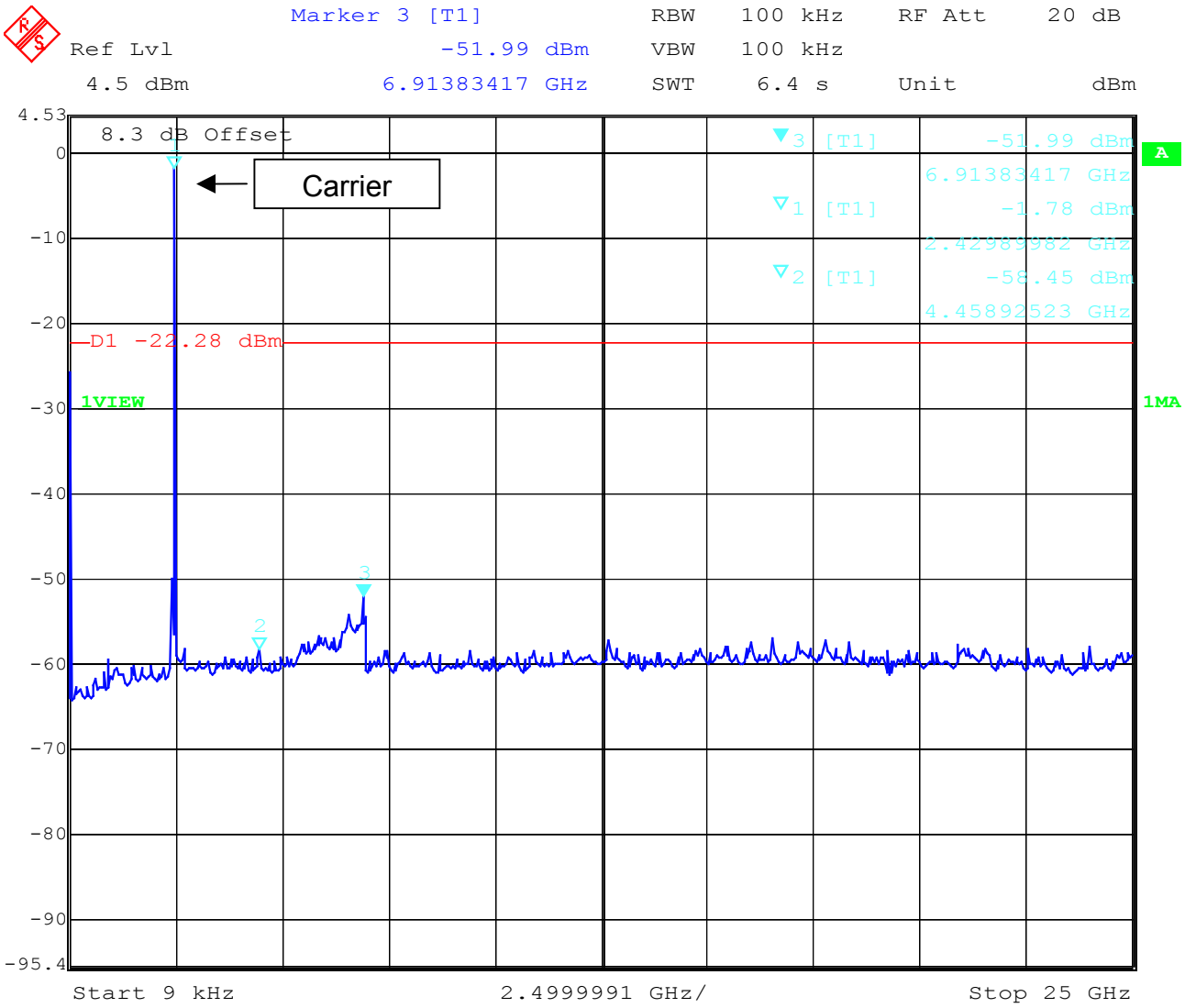

Date: 28.APR.2003 10:45:44

RBW:100 kHz / VBW: 100 kHz

REFERENCE NUMBER(S) OF TEST EQUIPMENT USED
(for reference numbers see test equipment listing)
17 – 24, 64

Equipment under test : PE2030 B
Ambient temperature : 23°C
Relative humidity : 40%

SPURIOUS RADIATED EMISSION § 15.247 (c) (1)

2402 MHz :

Data File : /40977_05.DOC 29 Apr 1903 13:35:22

No	EMISSION FREQUENCY MHz	SPEC LIMIT dBuV/m	MEASUREMENTS ABS	dLIM dB	MODE	POL	SITE HGT cm	AZM deg	CORR FACTOR dB	COMMENTS
1	77.8	40.0	22.2	-17.8	PK	V	101	360	N/T	
2	89.7	44.0	22.7	-21.3	PK	V	101	360	N/T	
3	151.1	44.0	23.8	-20.2	PK	V	101	360	N/T	
4	248.1	46.0	23.7	-22.3	PK	V	109	293	N/T	
5	497.1	46.0	29.7	-16.3	PK	V	109	193	N/T	

2441 MHz:

Data File : /40977_10.DOC 29 Apr 1903 14:08:17

No	EMISSION FREQUENCY MHz	SPEC LIMIT dBuV/m	MEASUREMENTS ABS	dLIM dB	MODE	POL	SITE HGT cm	AZM deg	CORR FACTOR dB	COMMENTS
1	45.6	40.0	23.8	-16.2	PK	V	100	360	N/T	
2	77.8	40.0	22.8	-17.2	PK	V	100	360	N/T	
3	89.7	44.0	23.5	-20.5	PK	V	100	360	N/T	
4	150.4	44.0	23.3	-20.7	PK	V	100	360	N/T	
5	497.1	46.0	29.5	-16.5	PK	V	100	352	N/T	

2480 MHz :

Data File : /40977_15.DOC 29 Apr 1903 14:31:04

No	EMISSION FREQUENCY MHz	SPEC LIMIT dBuV/m	MEASUREMENTS ABS	dLIM dB	MODE	POL	SITE HGT cm	AZM deg	CORR FACTOR dB	COMMENTS
1	58.4	40.0	19.6	-20.4	PK	V	101	360	N/T	
2	77.8	40.0	22.2	-17.8	PK	V	101	210	N/T	
3	89.7	44.0	22.1	-21.9	PK	V	101	268	N/T	
4	151.0	44.0	22.9	-21.1	PK	V	101	358	N/T	
5	497.1	46.0	30.8	-15.2	PK	V	101	360	N/T	

N/T in CORR FACTOR column denotes a non-traceable signal.

f < 1 GHz : RBW/VBW: 100 kHz f ≥ 1GHz : RBW/VBW: 1 MHz

REFERENCE NUMBER(S) OF TEST EQUIPMENT USED
(for reference numbers see test equipment listing)
17 – 24; 64

Equipment under test : PE2030 B
Ambient temperature : 23°C
Relative humidity : 40%

LIMITS **SUBCLAUSE § 15.247 (c)**

In any 100 kHz bandwidth outside the frequency band at least 20dB below the highest level of the desired power. In addition, radiated emissions which fall in the restricted bands, as defined in §15.205(a), must also comply with the radiated emission limits specified in §15.209(a) (see §15.205(c)).

Limits **SUBCLAUSE § 15.209**

Frequency (MHz)	Field strength (µV/m)	Measurement distance (m)
30 - 88	100 (40 dBµV/m)	3
88 - 216	150 (43.5 dBµV/m)	3
216 - 960	200 (46 dBµV/m)	3
above 960	500 (54 dBµV/m)	3

REFERENCE NUMBER(S) OF TEST EQUIPMENT USED
(for reference numbers see test equipment listing)
17 – 24; 64

Equipment under test : PE2030 B
Ambient temperature : 23°C
Relative humidity : 40%

EMISSION LIMITATIONS **SUBCLAUSE § 15.247 (c) (1)**

9 kHz –30 MHz

```
EUT:                  PE2030-B
Manufacturer:         LG Electronics Inc.
Operating Condition:  Tx mode witk charger PHIHONG and Samsung battery
Test Site:            Cetecom, Room 6
Operator:             Berg
Test Specification:
Comment:
Start of Test:        29.04.03 / 15:35:42
```

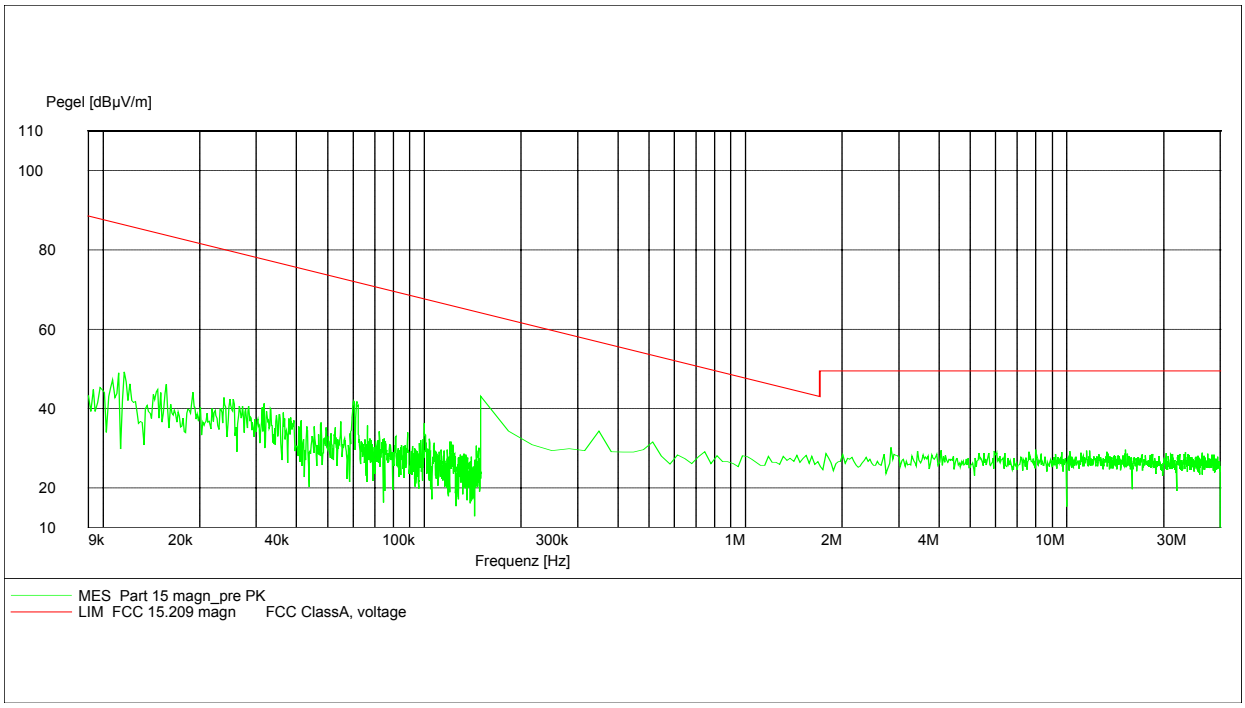

REFERENCE NUMBER(S) OF TEST EQUIPMENT USED
(for reference numbers see test equipment listing)
17 – 24; 64

Equipment under test : PE2030 B
Ambient temperature : 23°C
Relative humidity : 40%

EMISSION LIMITATIONS **SUBCLAUSE § 15.247 (c) (1)**
2402 MHz vetical up to 1 GHz

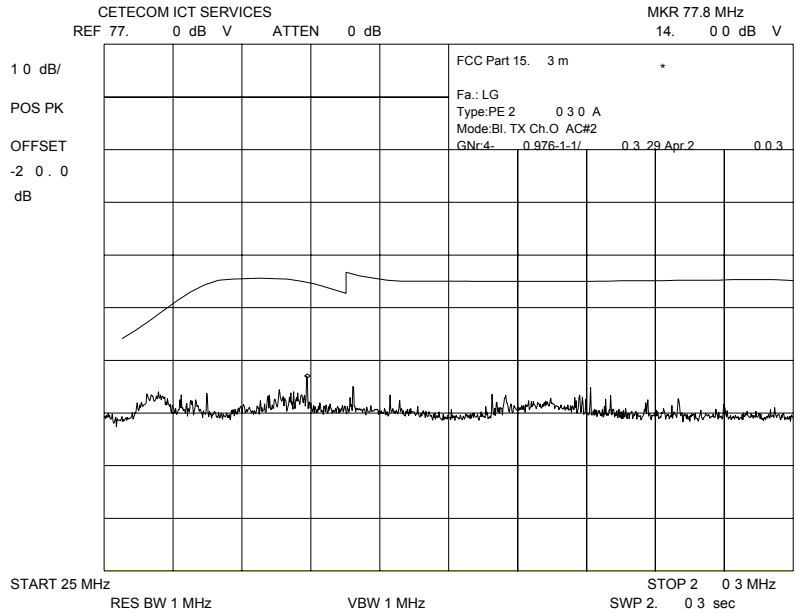

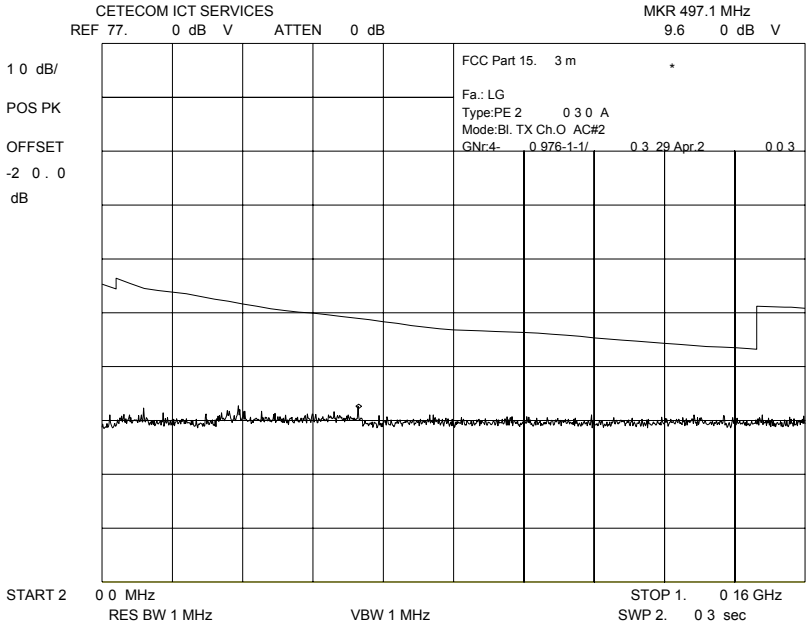

REFERENCE NUMBER(S) OF TEST EQUIPMENT USED
(for reference numbers see test equipment listing)
17 – 24; 64

Equipment under test : PE2030 B
Ambient temperature : 23°C
Relative humidity : 40%

EMISSION LIMITATIONS **SUBCLAUSE § 15.247 (c) (1)**
2402 MHz horizontal up to 1 GHz

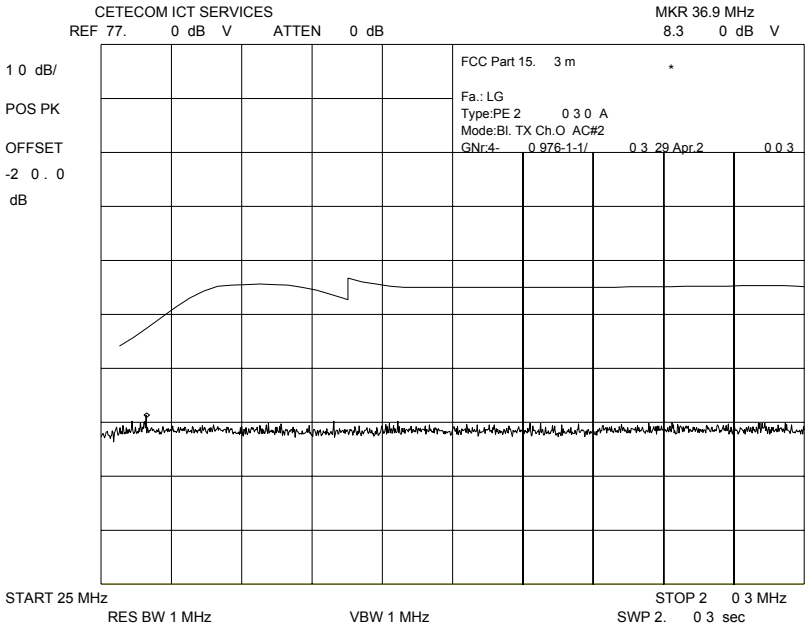

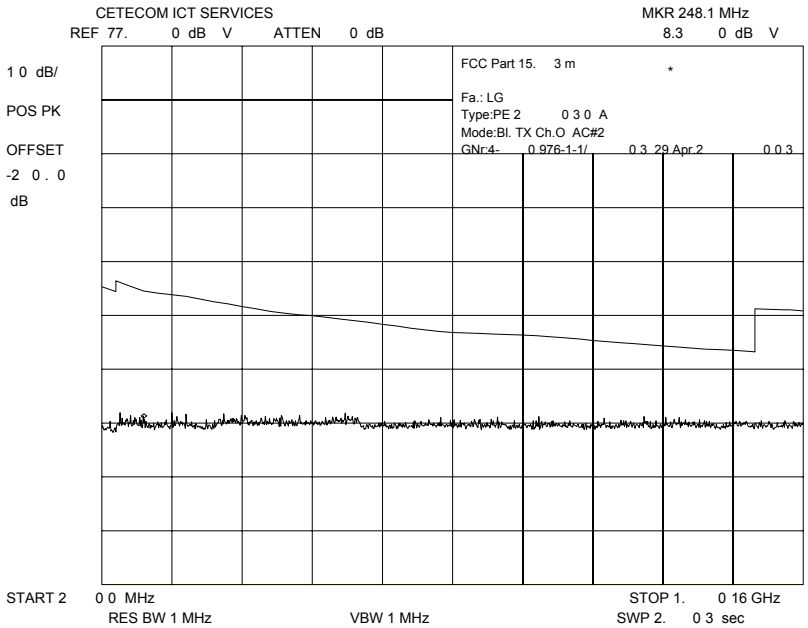

REFERENCE NUMBER(S) OF TEST EQUIPMENT USED
(for reference numbers see test equipment listing)
17 – 24; 64

Equipment under test : PE2030 B
Ambient temperature : 23°C
Relative humidity : 40%

EMISSION LIMITATIONS **SUBCLAUSE § 15.247 (c) (1)**
2402 MHz

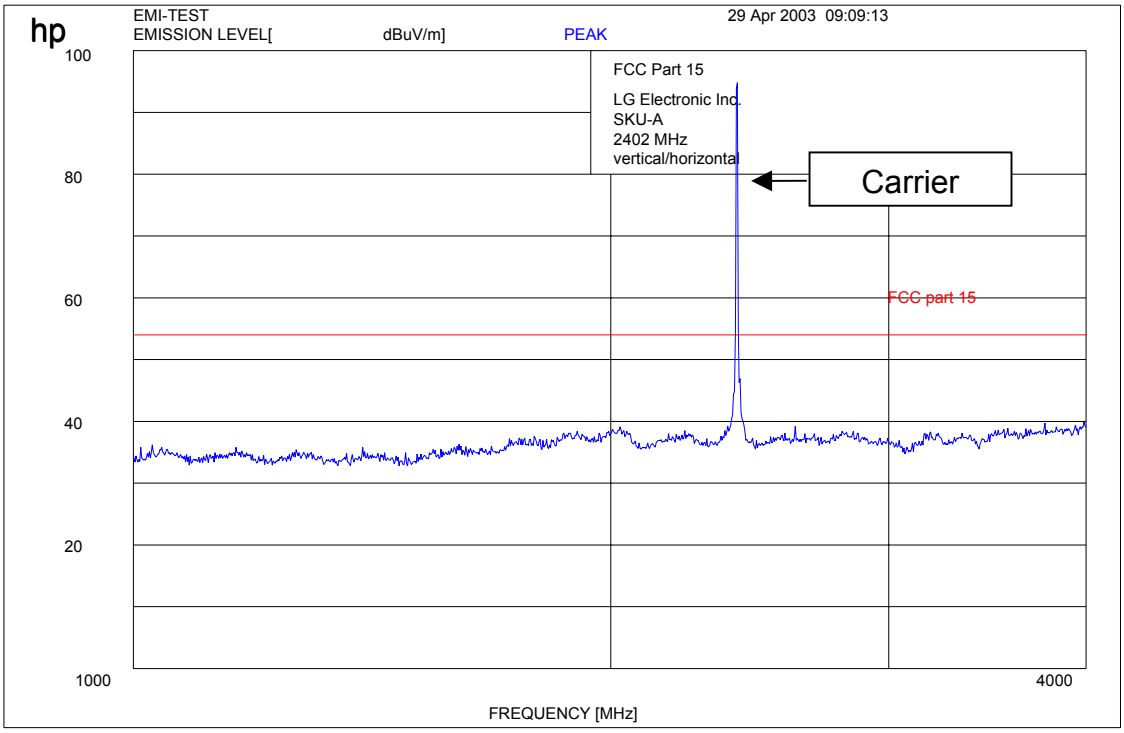

f < 1 GHz : RBW/VBW: 100 kHz **f ≥ 1GHz : RBW/VBW: 1 MHz**

LIMITS **SUBCLAUSE § 15.247 (c)**

In any 100 kHz bandwidth outside the frequency band at least 20dB below the highest level of the desired power. In addition, radiated emissions which fall in the restricted bands, as defined in §15.205(a), must also comply with the radiated emission limits specified in §15.209(a) (see §15.205(c)).

REFERENCE NUMBER(S) OF TEST EQUIPMENT USED
(for reference numbers see test equipment listing)
17 – 24; 64

Equipment under test : PE2030 B
Ambient temperature : 23°C
Relative humidity : 40%

EMISSION LIMITATIONS **SUBCLAUSE § 15.247 (c) (1)**

2402 MHz

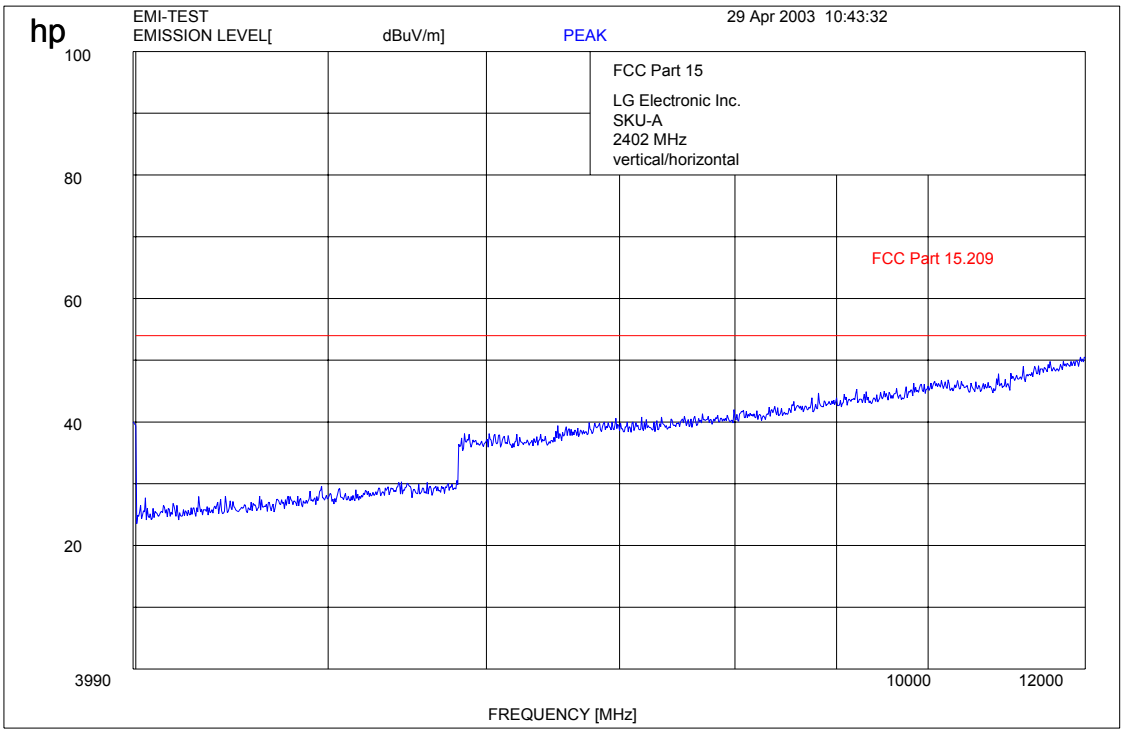

f < 1 GHz : RBW/VBW: 100 kHz **f ≥ 1GHz : RBW/VBW: 1 MHz**

LIMITS **SUBCLAUSE § 15.247 (c)**

In any 100 kHz bandwidth outside the frequency band at least 20dB below the highest level of the desired power. In addition, radiated emissions which fall in the restricted bands, as defined in §15.205(a), must also comply with the radiated emission limits specified in §15.209(a) (see §15.205(c)).

REFERENCE NUMBER(S) OF TEST EQUIPMENT USED
(for reference numbers see test equipment listing)
17 – 24; 64

Equipment under test : PE2030 B
Ambient temperature : 23°C
Relative humidity : 40%

EMISSION LIMITATIONS SUBCLAUSE § 15.247 (c) (1)
2402 MHz

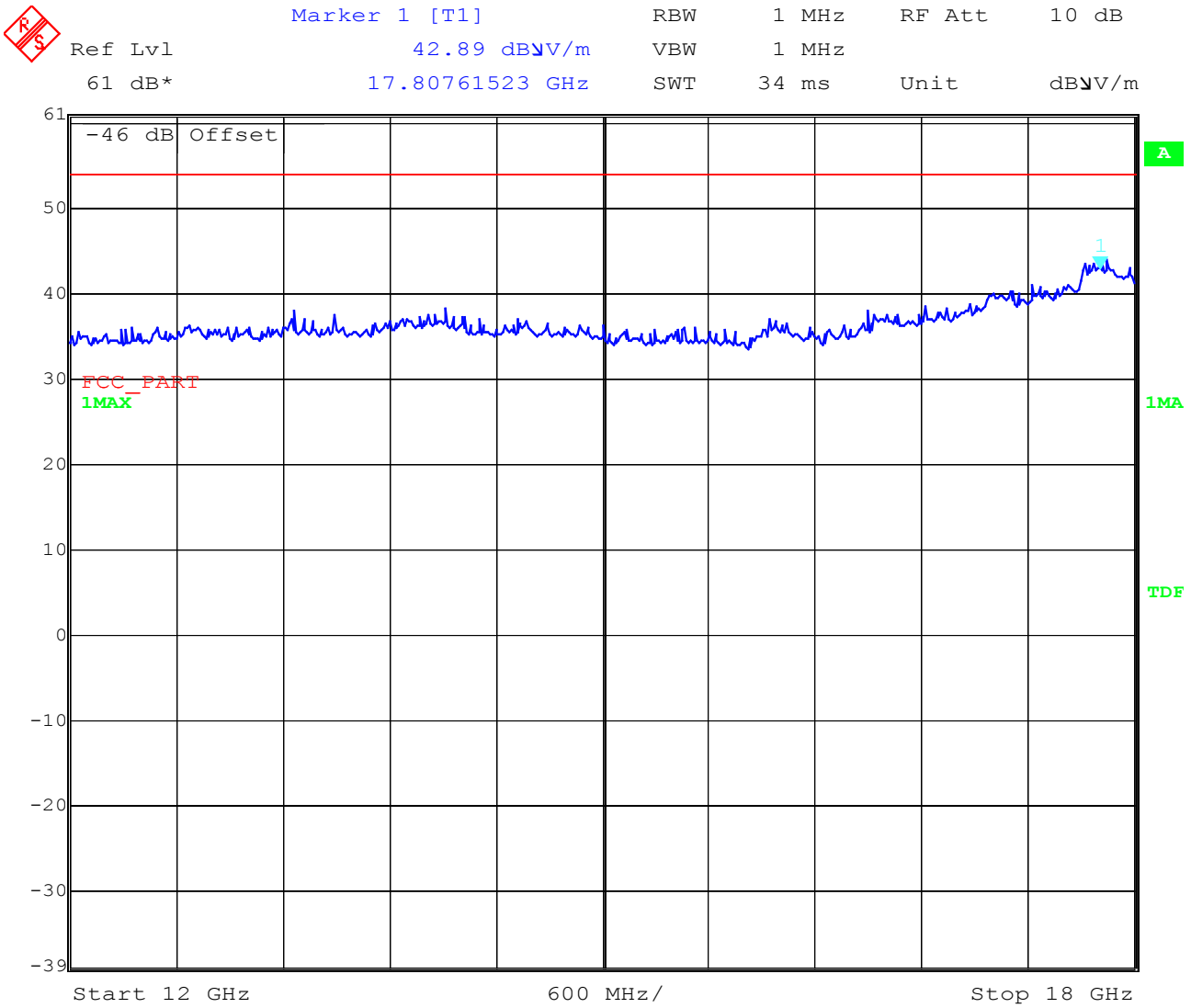

Date: 28.APR.2003 14:32:07

f < 1 GHz : RBW/VBW: 100 kHz f ≥ 1GHz : RBW/VBW: 1 MHz

LIMITS SUBCLAUSE § 15.247 (c)

In any 100 kHz bandwidth outside the frequency band at least 20dB below the highest level of the desired power. In addition, radiated emissions which fall in the restricted bands, as defined in §15.205(a), must also comply with the radiated emission limits specified in §15.209(a) (see §15.205(c)).

REFERENCE NUMBER(S) OF TEST EQUIPMENT USED
(for reference numbers see test equipment listing)
17 – 24; 64

Equipment under test : PE2030 B
Ambient temperature : 23°C
Relative humidity : 40%

EMISSION LIMITATIONS **SUBCLAUSE § 15.247 (c) (1)**

2402 MHz

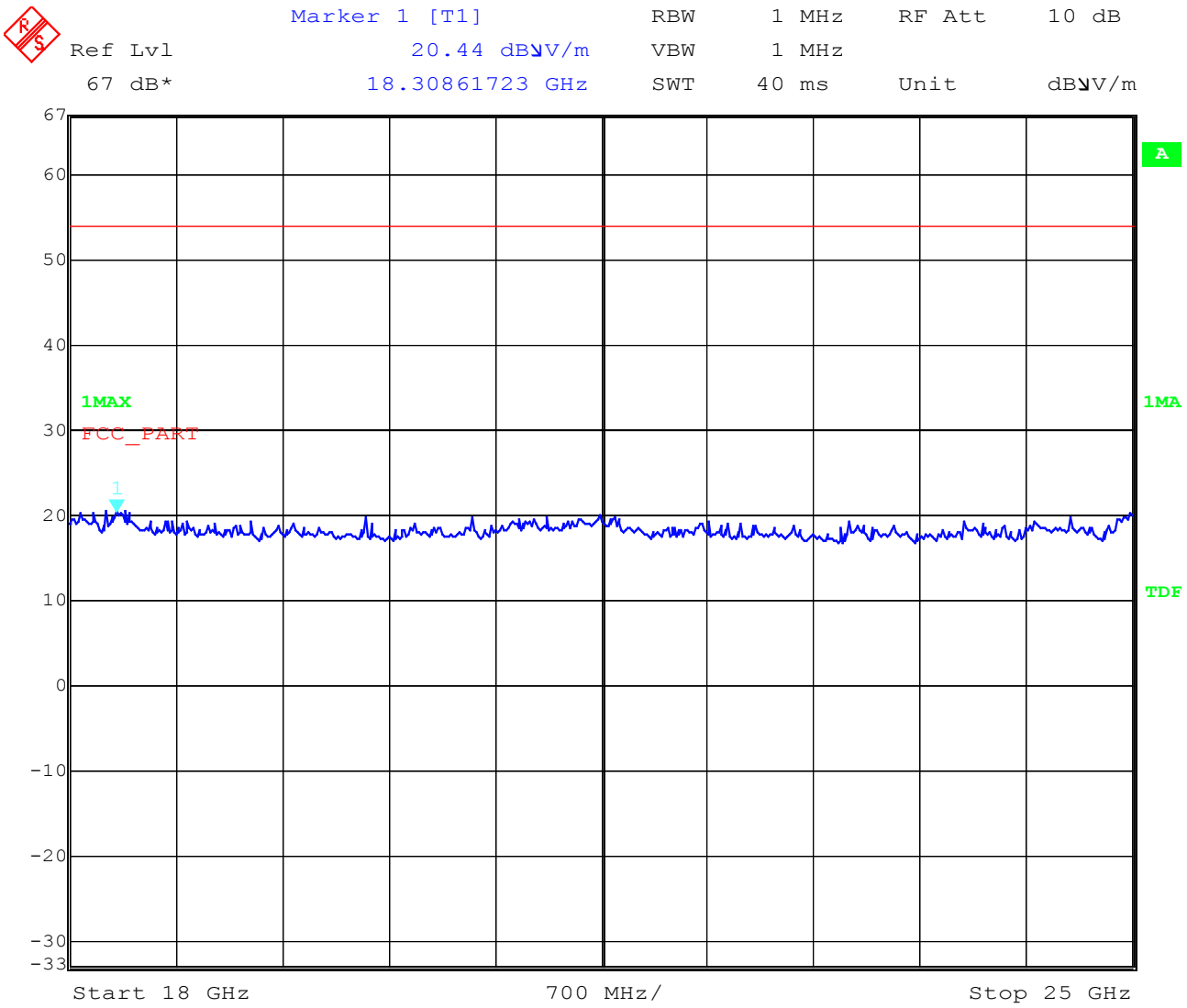

Date: 28.APR.2003 14:37:59

f < 1 GHz : RBW/VBW: 100 kHz **f ≥ 1GHz : RBW/VBW: 1 MHz**

LIMITS **SUBCLAUSE § 15.247 (c)**

In any 100 kHz bandwidth outside the frequency band at least 20dB below the highest level of the desired power. In addition, radiated emissions which fall in the restricted bands, as defined in §15.205(a), must also comply with the radiated emission limits specified in §15.209(a) (see §15.205(c)).

REFERENCE NUMBER(S) OF TEST EQUIPMENT USED
(for reference numbers see test equipment listing)
17 – 24; 64

Equipment under test : PE2030 B
Ambient temperature : 23°C
Relative humidity : 40%

EMISSION LIMITATIONS **SUBCLAUSE § 15.247 (c) (1)**
2441 MHz vetical up to 1 GHz

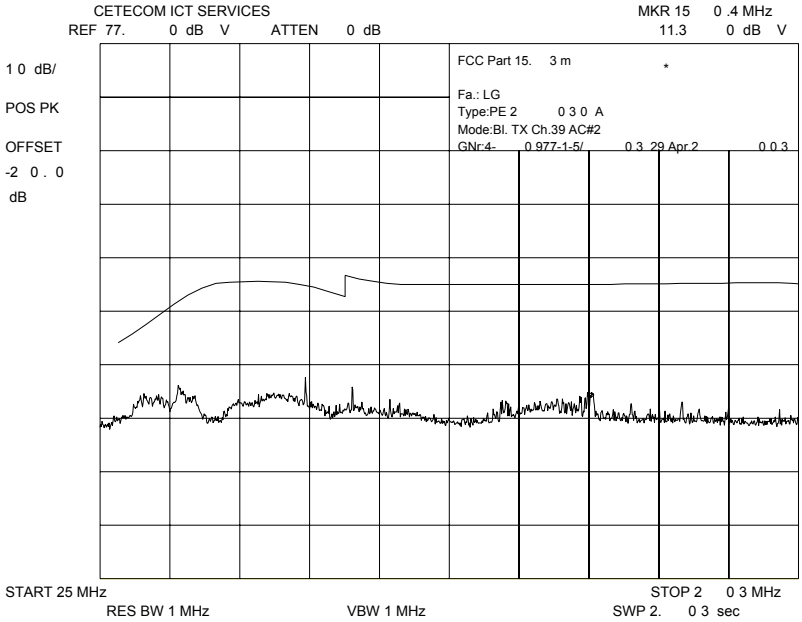

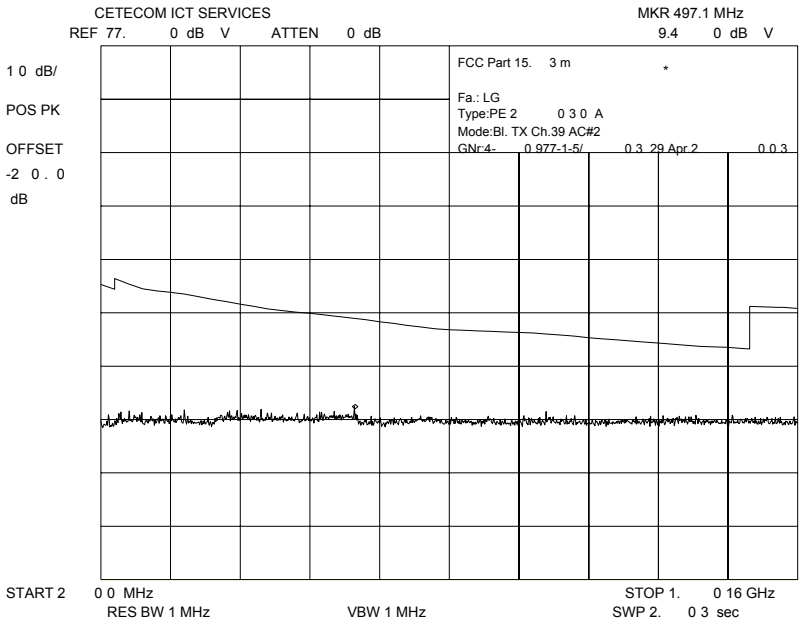

REFERENCE NUMBER(S) OF TEST EQUIPMENT USED
(for reference numbers see test equipment listing)
17 – 24; 64

Equipment under test : PE2030 B
Ambient temperature : 23°C
Relative humidity : 40%

EMISSION LIMITATIONS **SUBCLAUSE § 15.247 (c) (1)**
2441 MHz horizontal up to 1 GHz

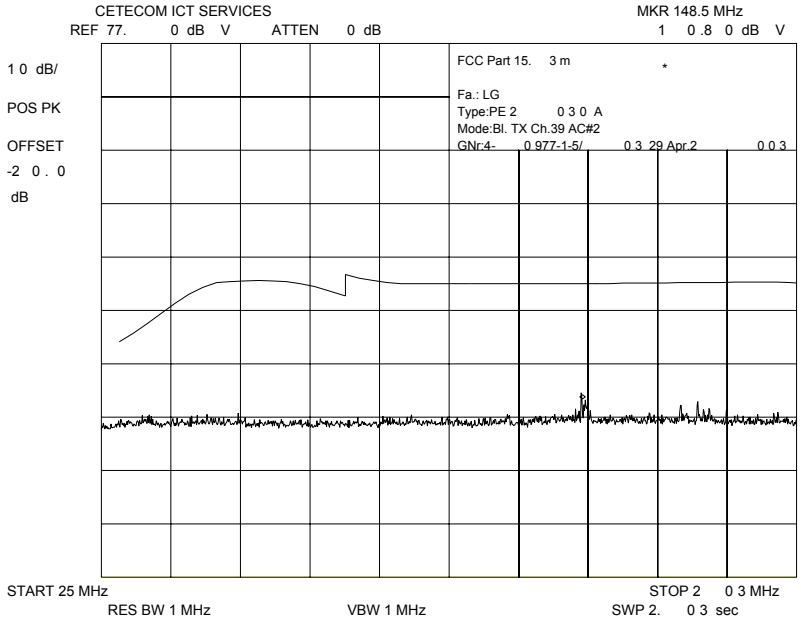

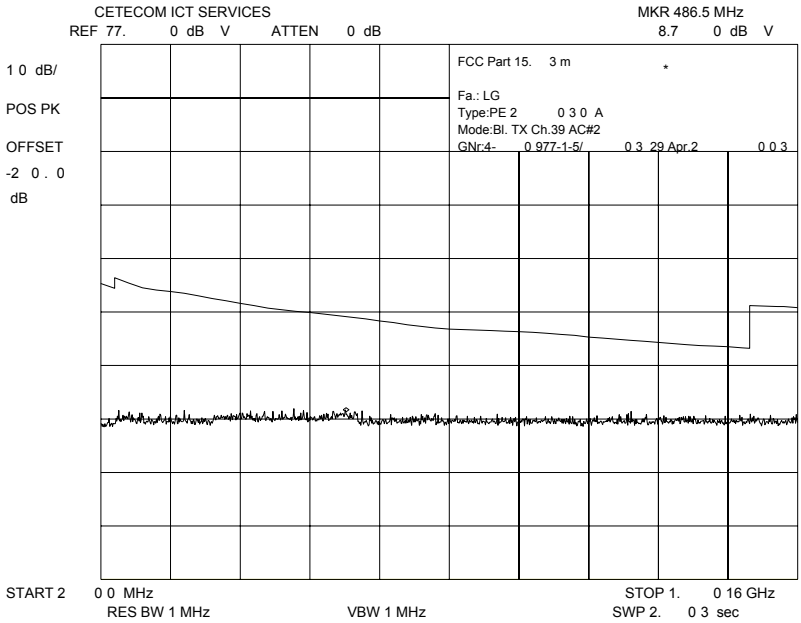

REFERENCE NUMBER(S) OF TEST EQUIPMENT USED
(for reference numbers see test equipment listing)
17 – 24; 64

Equipment under test : PE2030 B
Ambient temperature : 23°C
Relative humidity : 40%

EMISSION LIMITATIONS SUBCLAUSE § 15.247 (c) (1)
2441 MHz

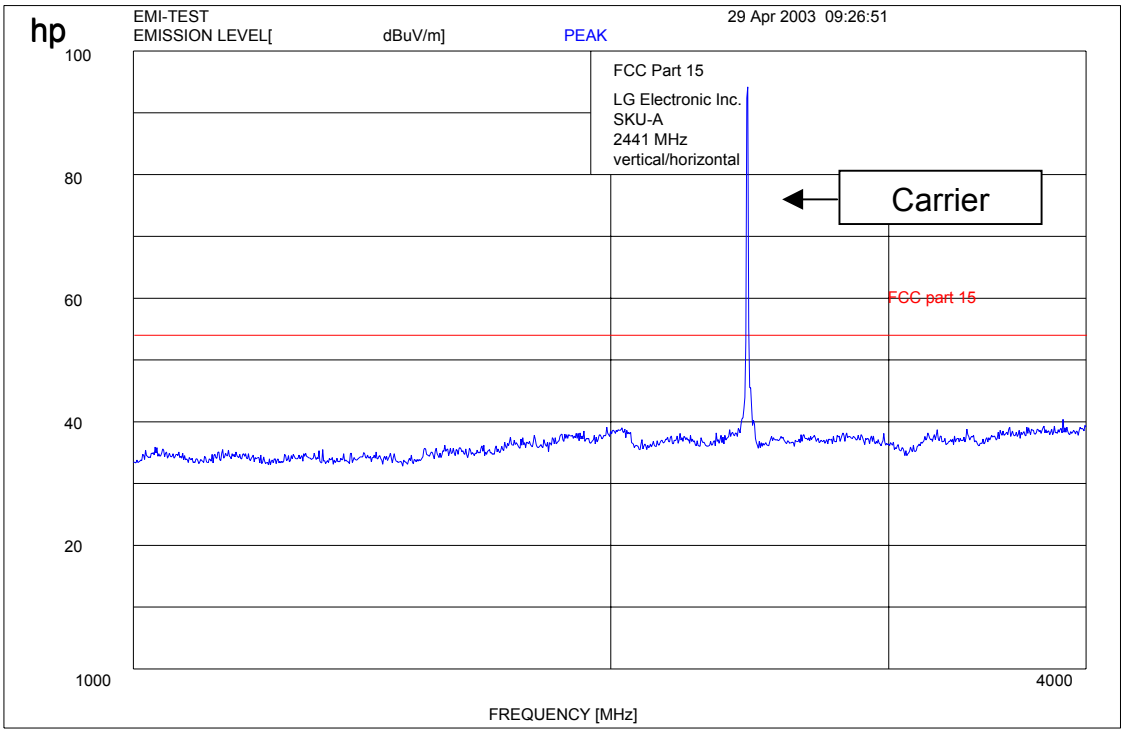

f < 1 GHz : RBW/VBW: 100 kHz f ≥ 1GHz : RBW/VBW: 1 MHz

LIMITS SUBCLAUSE § 15.247 (c)

In any 100 kHz bandwidth outside the frequency band at least 20dB below the highest level of the desired power. In addition, radiated emissions which fall in the restricted bands, as defined in §15.205(a), must also comply with the radiated emission limits specified in §15.209(a) (see §15.205(c)).

Equipment under test : PE2030 B
Ambient temperature : 23°C
Relative humidity : 40%

EMISSION LIMITATIONS SUBCLAUSE § 15.247 (c) (1)
2441 MHz

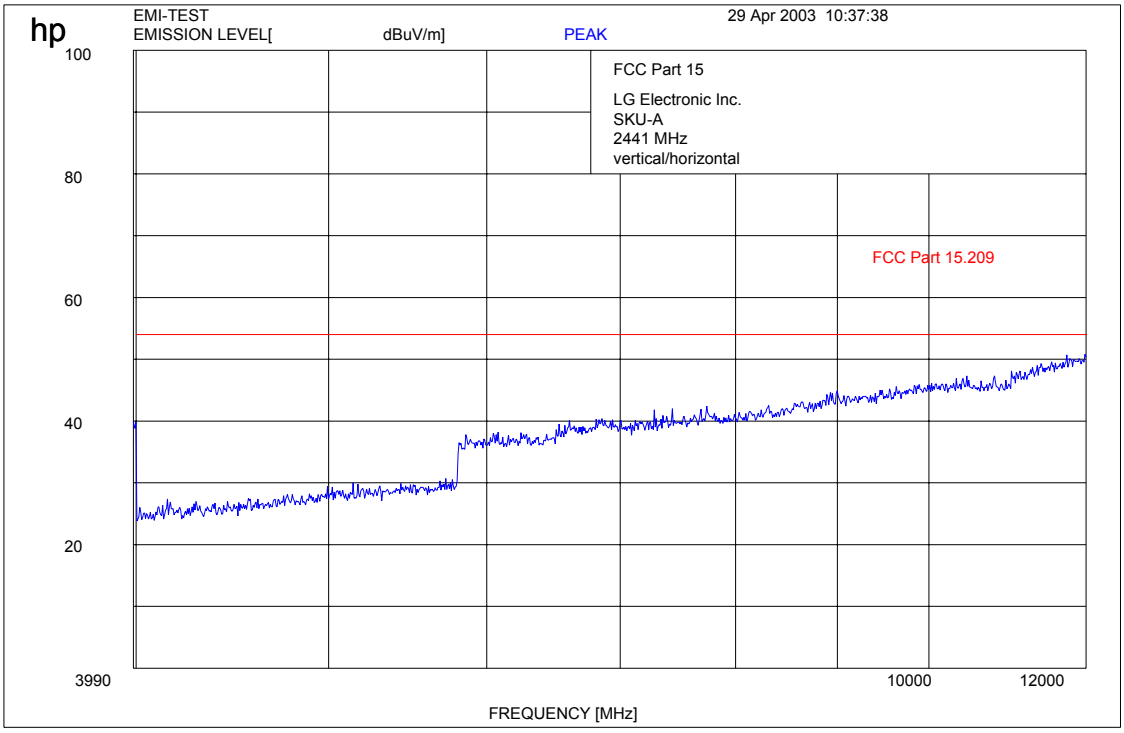

f < 1 GHz : RBW/VBW: 100 kHz f ≥ 1GHz : RBW/VBW: 1 MHz

LIMITS SUBCLAUSE § 15.247 (c)

In any 100 kHz bandwidth outside the frequency band at least 20dB below the highest level of the desired power. In addition, radiated emissions which fall in the restricted bands, as defined in §15.205(a), must also comply with the radiated emission limits specified in §15.209(a) (see §15.205(c)).

REFERENCE NUMBER(S) OF TEST EQUIPMENT USED
(for reference numbers see test equipment listing)
17 – 24; 64

Equipment under test : PE2030 B
Ambient temperature : 23°C
Relative humidity : 40%

EMISSION LIMITATIONS SUBCLAUSE § 15.247 (c) (1)
2441 MHz

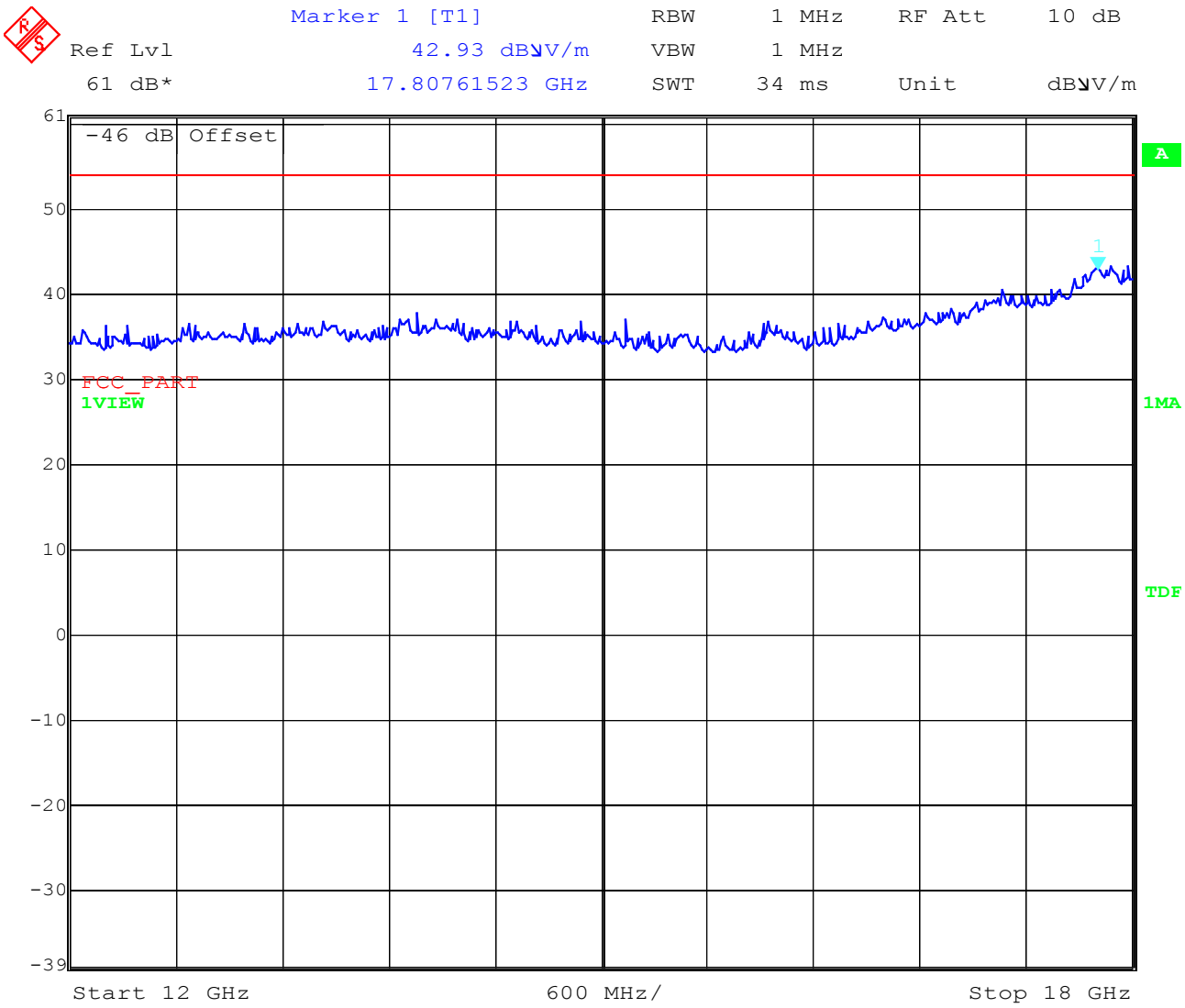

Date: 28.APR.2003 14:31:08

f < 1 GHz : RBW/VBW: 100 kHz f ≥ 1GHz : RBW/VBW: 1 MHz

LIMITS SUBCLAUSE § 15.247 (c)

In any 100 kHz bandwidth outside the frequency band at least 20dB below the highest level of the desired power. In addition, radiated emissions which fall in the restricted bands, as defined in §15.205(a), must also comply with the radiated emission limits specified in §15.209(a) (see §15.205(c)).

REFERENCE NUMBER(S) OF TEST EQUIPMENT USED
(for reference numbers see test equipment listing)
17 – 24; 64

Equipment under test : PE2030 B
Ambient temperature : 23°C
Relative humidity : 40%

EMISSION LIMITATIONS SUBCLAUSE § 15.247 (c) (1)

2441 MHz

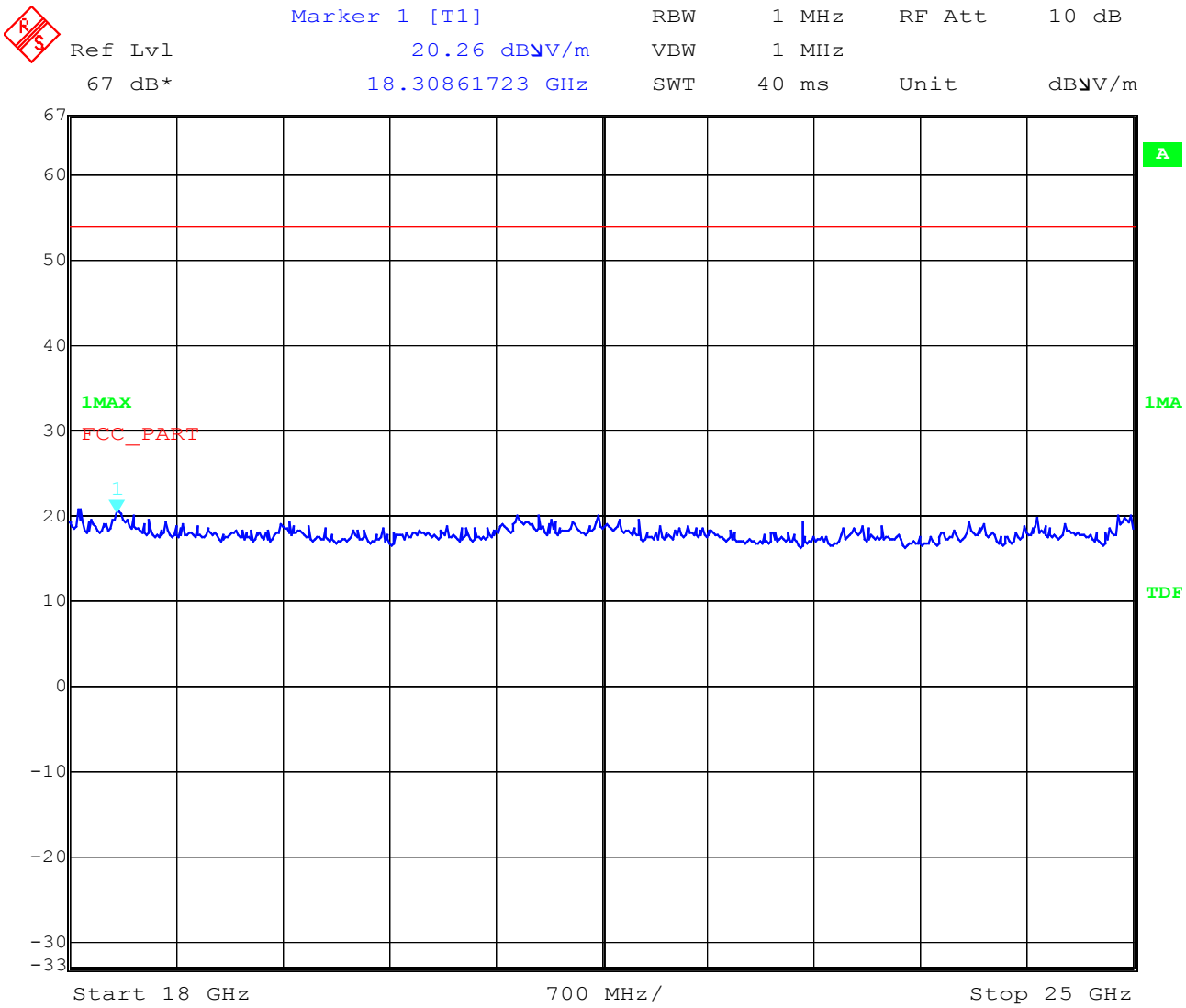

Date: 28.APR.2003 14:38:47

f < 1 GHz : RBW/VBW: 100 kHz f ≥ 1GHz : RBW/VBW: 1 MHz

LIMITS SUBCLAUSE § 15.247 (c)

In any 100 kHz bandwidth outside the frequency band at least 20dB below the highest level of the desired power. In addition, radiated emissions which fall in the restricted bands, as defined in §15.205(a), must also comply with the radiated emission limits specified in §15.209(a) (see §15.205(c)).

REFERENCE NUMBER(S) OF TEST EQUIPMENT USED
(for reference numbers see test equipment listing)
17 – 24; 64

Equipment under test : PE2030 B
Ambient temperature : 23°C
Relative humidity : 40%

EMISSION LIMITATIONS **SUBCLAUSE § 15.247 (c) (1)**
2480 MHz vetical up to 1 GHz

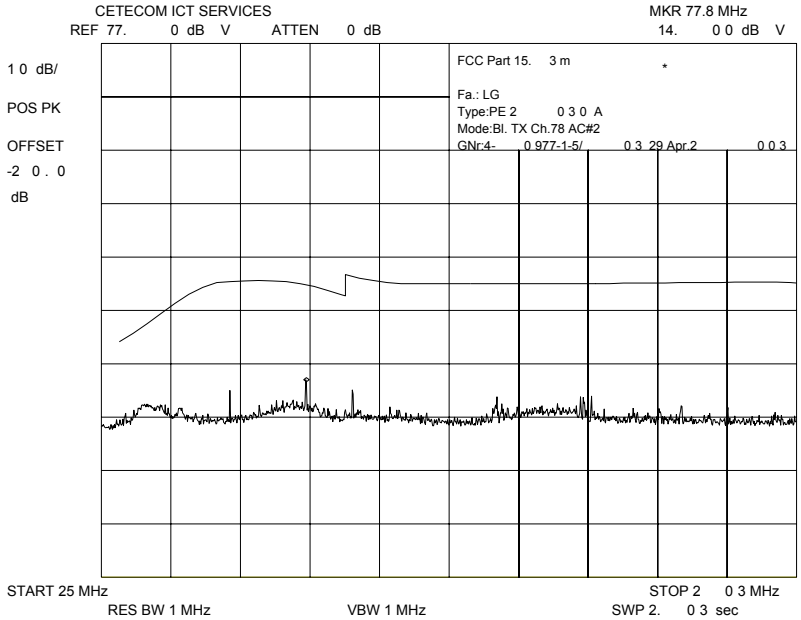

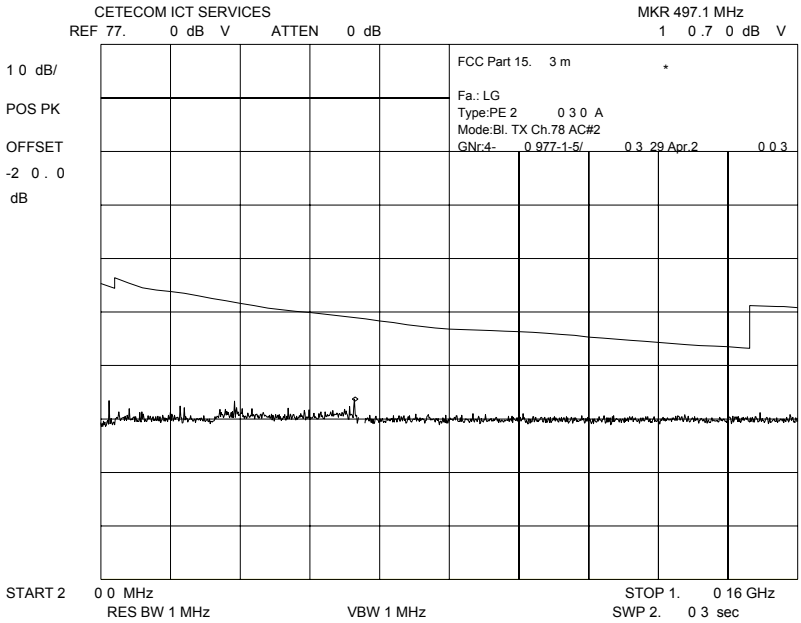

REFERENCE NUMBER(S) OF TEST EQUIPMENT USED
(for reference numbers see test equipment listing)
17 – 24; 64

Equipment under test : PE2030 B
Ambient temperature : 23°C
Relative humidity : 40%

EMISSION LIMITATIONS **SUBCLAUSE § 15.247 (c) (1)**
2480 MHz horizontal up to 1 GHz

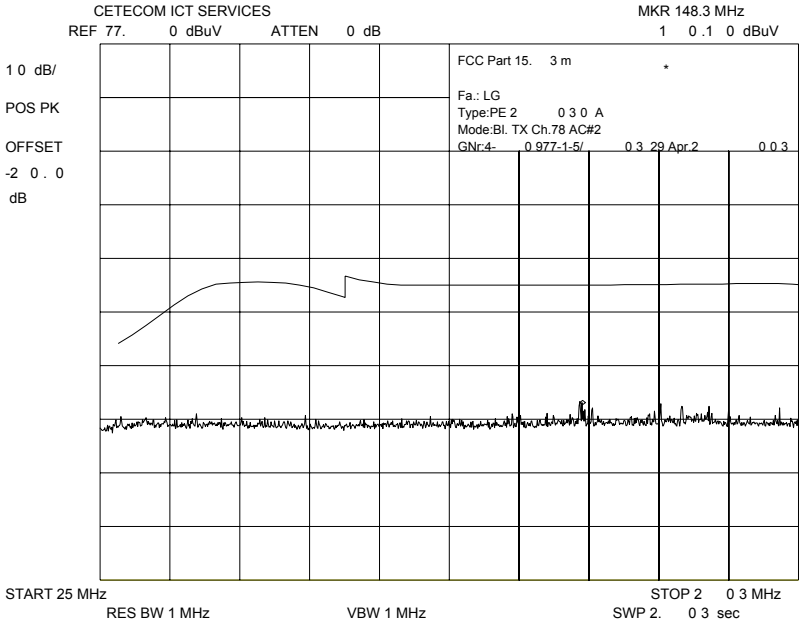

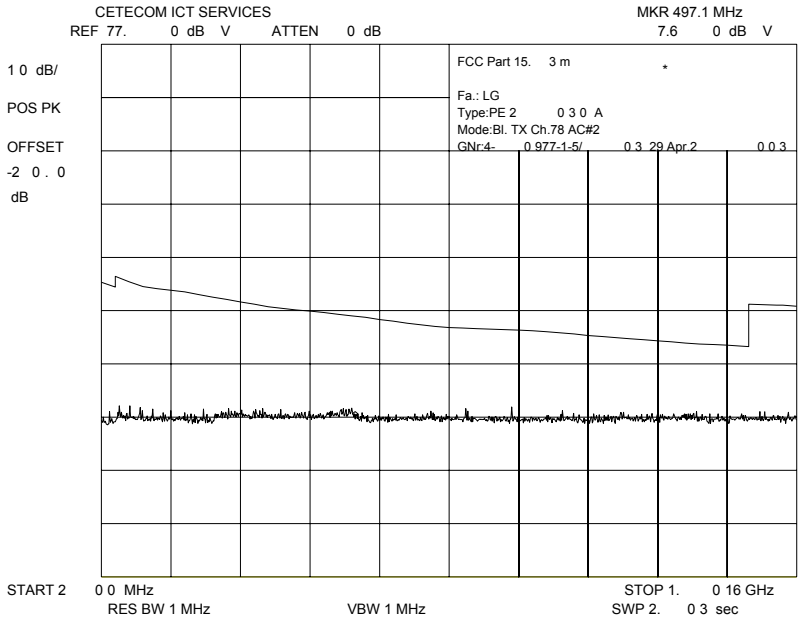

REFERENCE NUMBER(S) OF TEST EQUIPMENT USED
(for reference numbers see test equipment listing)
17 – 24; 64

Equipment under test : PE2030 B
Ambient temperature : 23°C
Relative humidity : 40%

EMISSION LIMITATIONS SUBCLAUSE § 15.247 (c) (1)
2480 MHz

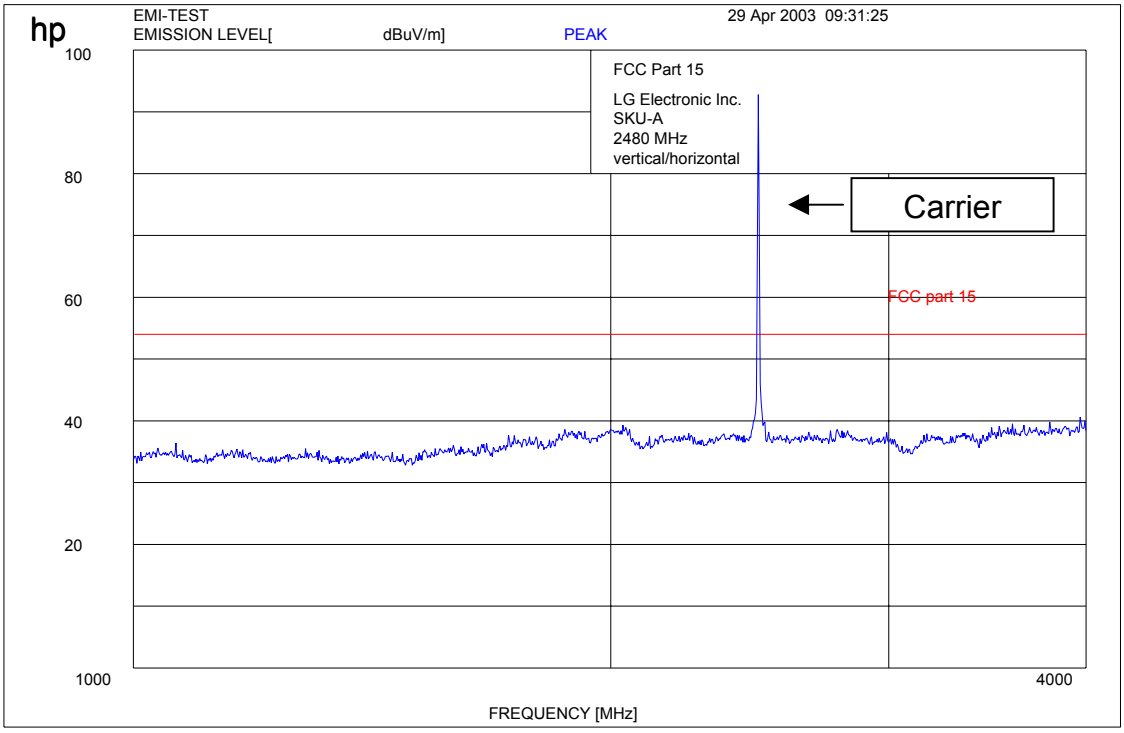

f < 1 GHz : RBW/VBW: 100 kHz f ≥ 1GHz : RBW/VBW: 1 MHz

LIMITS SUBCLAUSE § 15.247 (c)

In any 100 kHz bandwidth outside the frequency band at least 20dB below the highest level of the desired power. In addition, radiated emissions which fall in the restricted bands, as defined in §15.205(a), must also comply with the radiated emission limits specified in §15.209(a) (see §15.205(c)).

REFERENCE NUMBER(S) OF TEST EQUIPMENT USED
(for reference numbers see test equipment listing)
17 – 24; 64

Equipment under test : PE2030 B
Ambient temperature : 23°C
Relative humidity : 40%

EMISSION LIMITATIONS SUBCLAUSE § 15.247 (c) (1)
2480 MHz

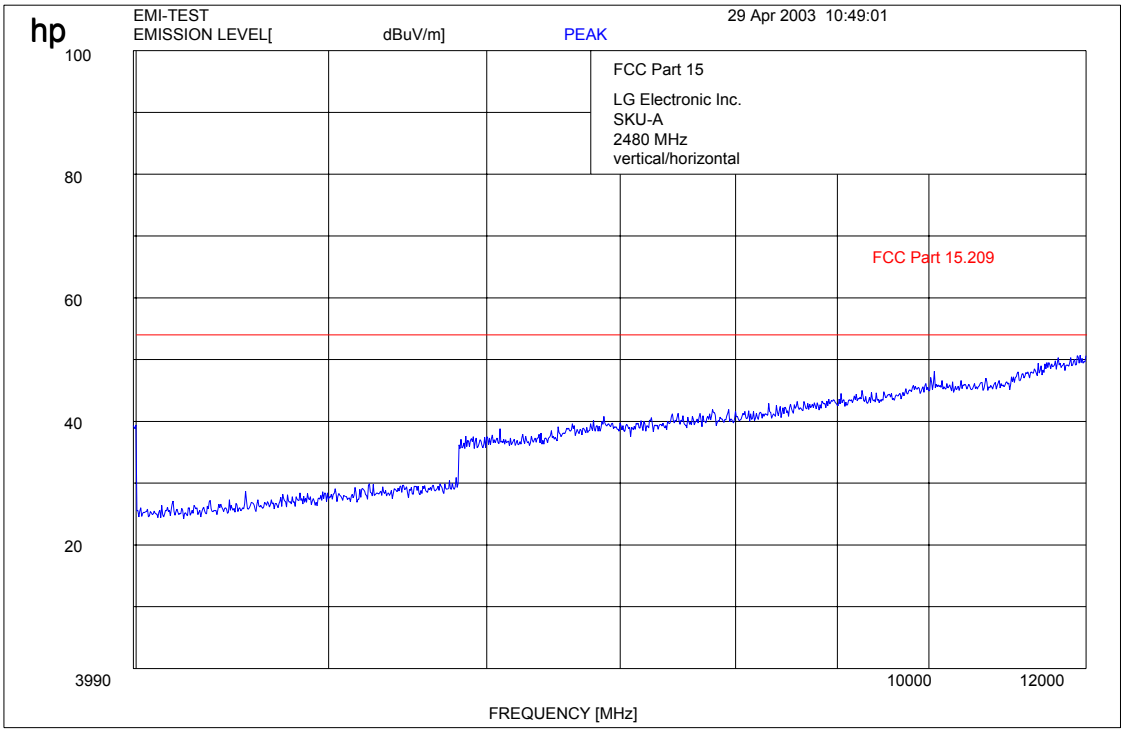

f < 1 GHz : RBW/VBW: 100 kHz f ≥ 1GHz : RBW/VBW: 1 MHz

LIMITS SUBCLAUSE § 15.247 (c)

In any 100 kHz bandwidth outside the frequency band at least 20dB below the highest level of the desired power. In addition, radiated emissions which fall in the restricted bands, as defined in §15.205(a), must also comply with the radiated emission limits specified in §15.209(a) (see §15.205(c)).

REFERENCE NUMBER(S) OF TEST EQUIPMENT USED
(for reference numbers see test equipment listing)
17 – 24; 64

Equipment under test : PE2030 B
Ambient temperature : 23°C
Relative humidity : 40%

EMISSION LIMITATIONS (Transmitter/Receiver) SUBCLAUSE § 15.247 (c) (1)
2480 MHz

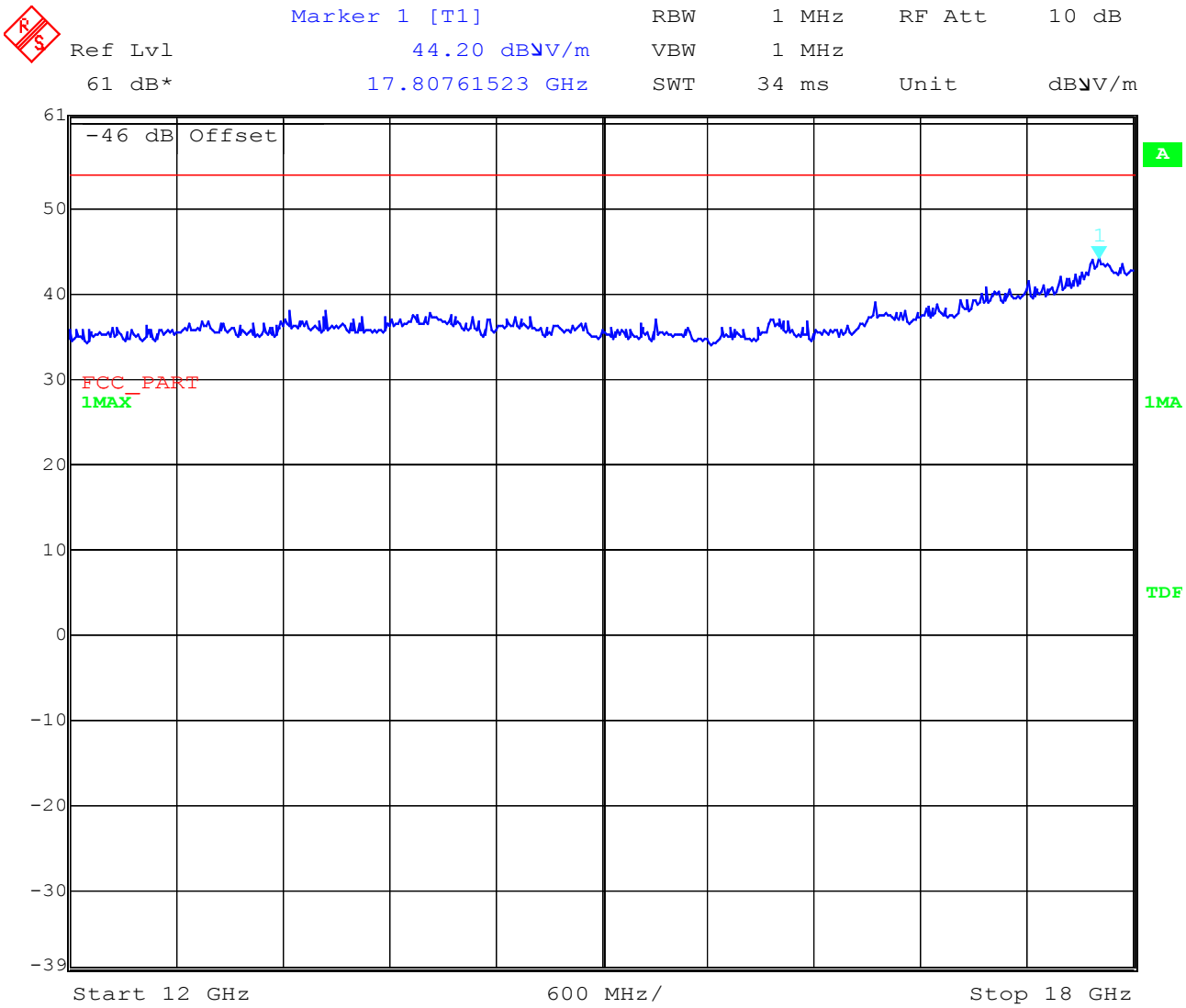

Date: 28.APR.2003 14:30:41

f < 1 GHz : RBW/VBW: 100 kHz f ≥ 1GHz : RBW/VBW: 1 MHz

LIMITS SUBCLAUSE § 15.247 (c)

In any 100 kHz bandwidth outside the frequency band at least 20dB below the highest level of the desired power. In addition, radiated emissions which fall in the restricted bands, as defined in §15.205(a), must also comply with the radiated emission limits specified in §15.209(a) (see §15.205(c)).

REFERENCE NUMBER(S) OF TEST EQUIPMENT USED
(for reference numbers see test equipment listing)
17 – 24; 64

Equipment under test : PE2030 B
Ambient temperature : 23°C
Relative humidity : 40%

EMISSION LIMITATIONS SUBCLAUSE § 15.247 (c) (1)
2480 MHz

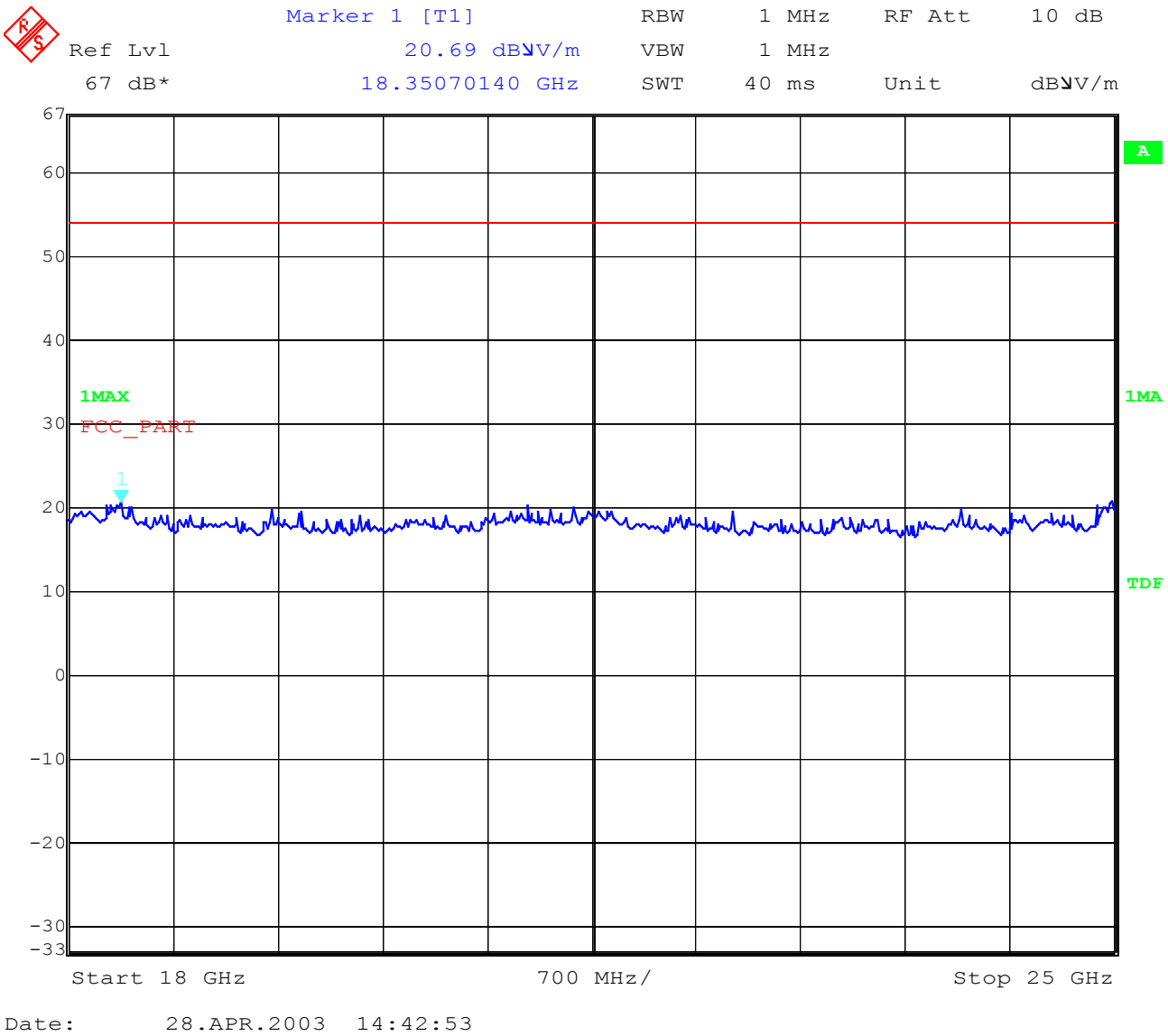

f < 1 GHz : RBW/VBW: 100 kHz f ≥ 1GHz : RBW/VBW: 1 MHz

LIMITS SUBCLAUSE § 15.247 (c)

In any 100 kHz bandwidth outside the frequency band at least 20dB below the highest level of the desired power. In addition, radiated emissions which fall in the restricted bands, as defined in §15.205(a), must also comply with the radiated emission limits specified in §15.209(a) (see §15.205(c)).

REFERENCE NUMBER(S) OF TEST EQUIPMENT USED
(for reference numbers see test equipment listing)
17 – 24; 64

Equipment under test : PE2030 B
Ambient temperature : 23°C
Relative humidity : 40%

EMISSION LIMITATIONS (Receiver)SUBCLAUSE § 15.109
9 kHz –30 MHz

```
EUT:                  PE2030 B
Manufacturer:         LG Electronics Inc.
Operating Condition:  receiving mode with AC/DC PHIHONG and Samsung Battery
Test Site:            Cetecom, Room 6
Operator:             Berg
Test Specification:
Comment:
Start of Test:        29.04.03 / 15:22:37
```

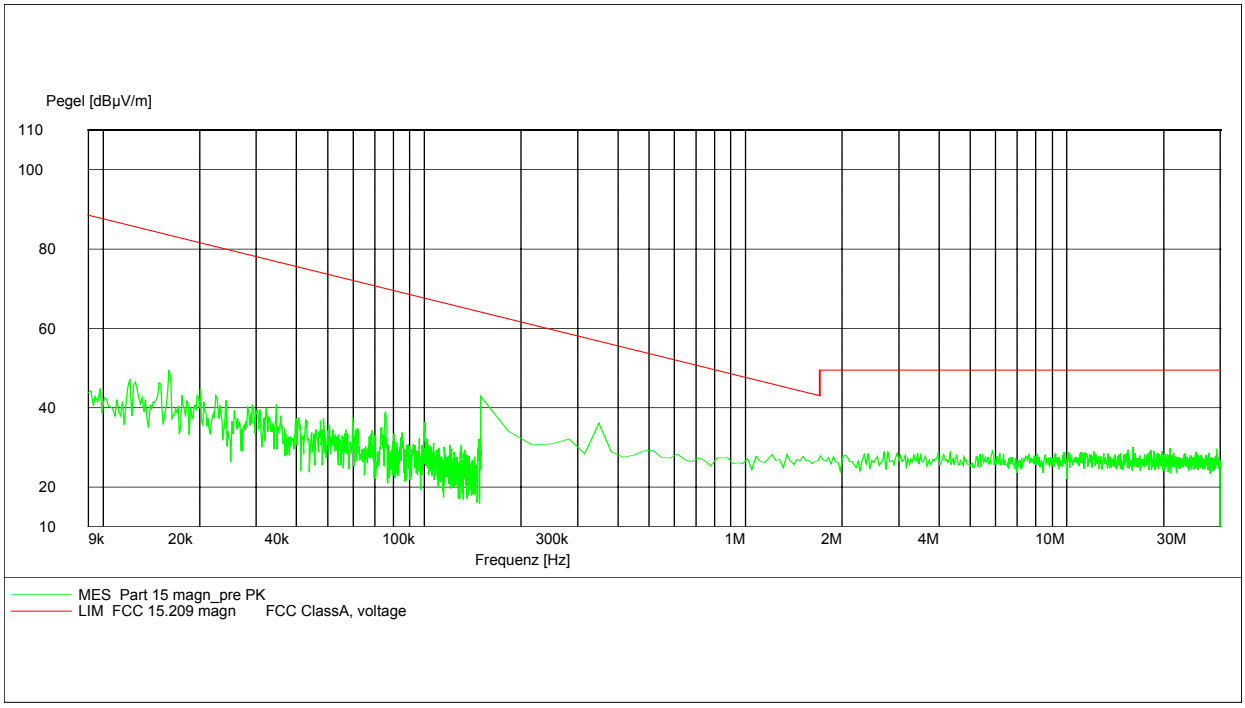

REFERENCE NUMBER(S) OF TEST EQUIPMENT USED
(for reference numbers see test equipment listing)
17 – 24; 64

Equipment under test : PE2030 B
Ambient temperature : 23°C
Relative humidity : 40%

EMISSION LIMITATIONS (Receiver) SUBCLAUSE § 15.109

Rx mode vertical (up to 1 GHz)

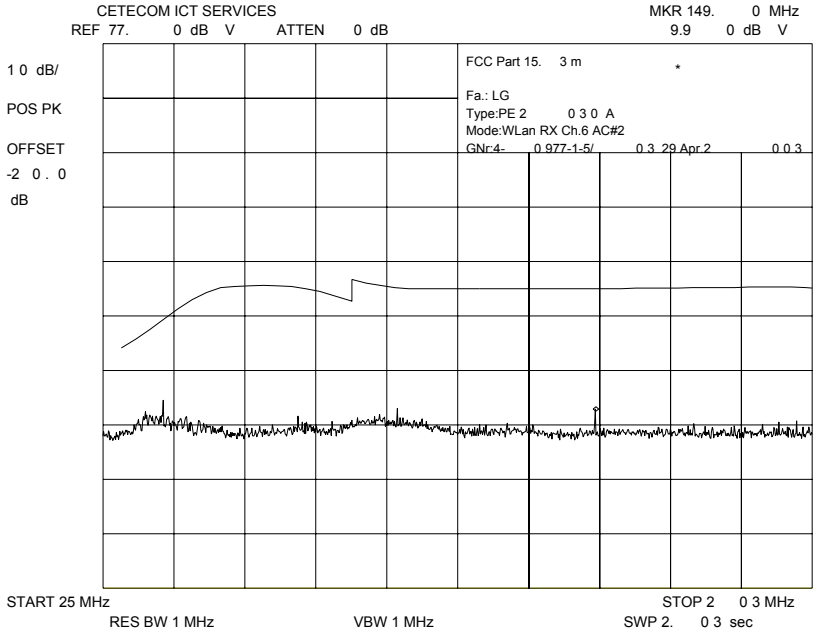

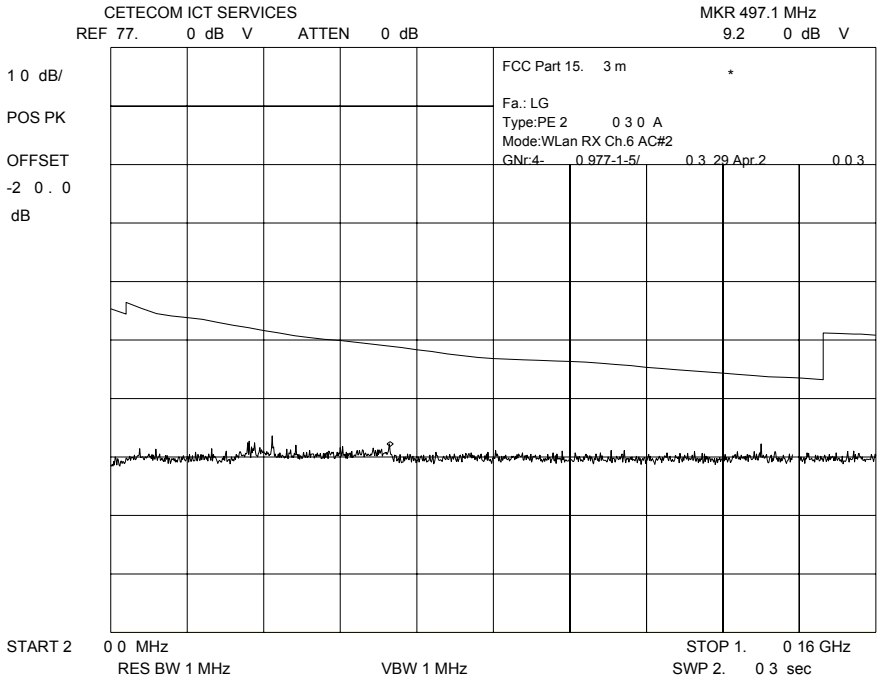

REFERENCE NUMBER(S) OF TEST EQUIPMENT USED
(for reference numbers see test equipment listing)
17 – 24; 64

Equipment under test : PE2030 B
Ambient temperature : 23°C
Relative humidity : 40%

SPURIOUS RADIATION § 15.109

Rx mode horizontal (up to 1 GHz)

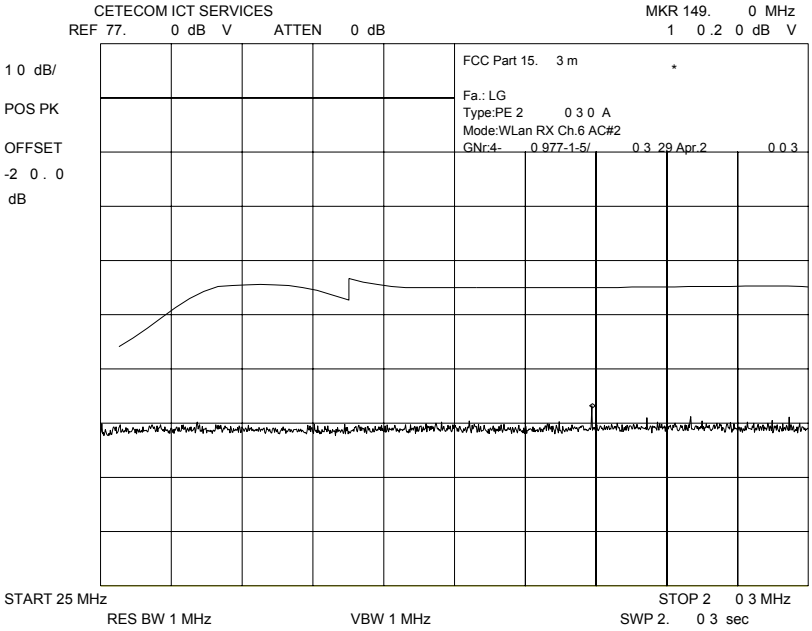

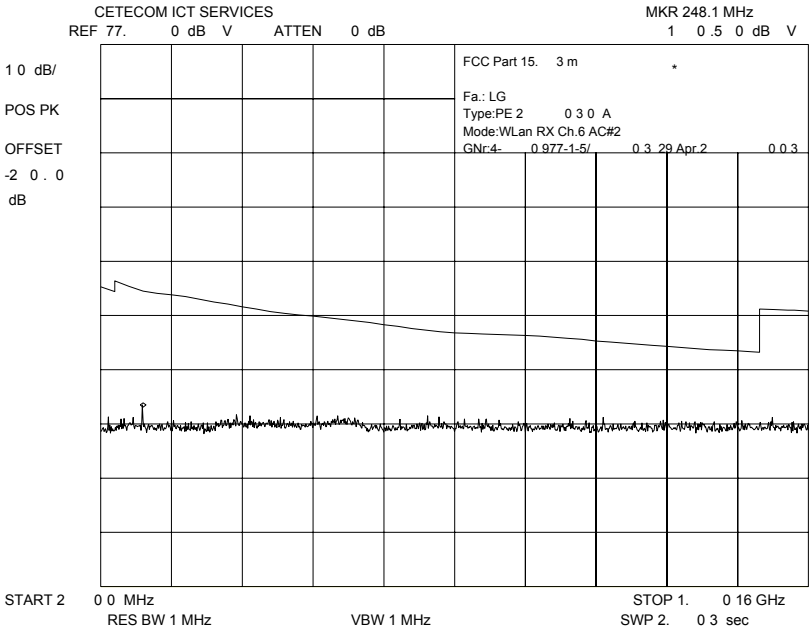

REFERENCE NUMBER(S) OF TEST EQUIPMENT USED
(for reference numbers see test equipment listing)
17 – 24; 64

Equipment under test : PE2030 B
Ambient temperature : 23°C
Relative humidity : 40%

EMISSION LIMITATIONS (Receiver) SUBCLAUSE § 15.109

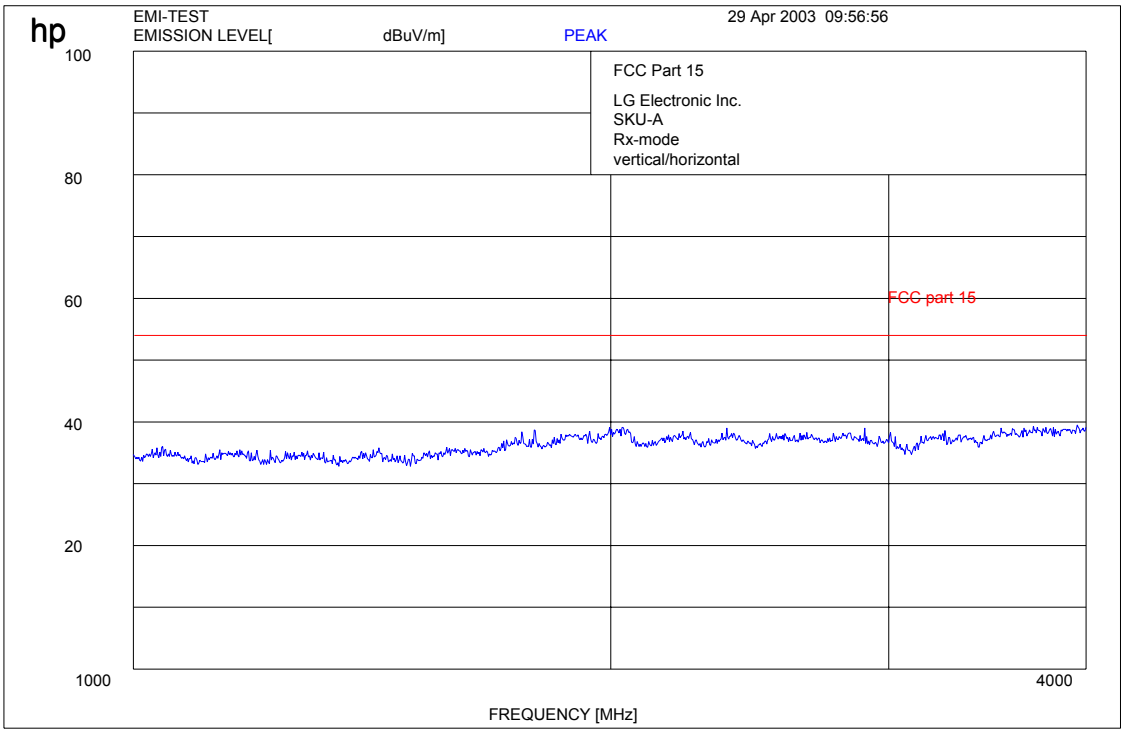

f < 1 GHz : RBW/VBW: 100 kHz **f ≥ 1GHz : RBW/VBW: 1 MHz**

Limits **SUBCLAUSE § 15.109**

Frequency (MHz)	Field strength (µV/m)	Measurement distance (m)
30 - 88	100 (40 dBµV/m)	3
88 - 216	150 (43.5 dBµV/m)	3
216 - 960	200 (46 dBµV/m)	3
above 960	500 (54 dBµV/m)	3

REFERENCE NUMBER(S) OF TEST EQUIPMENT USED
(for reference numbers see test equipment listing)
17 – 24; 64

Equipment under test : PE2030 B
Ambient temperature : 23°C
Relative humidity : 40%

EMISSION LIMITATIONS (Receiver) SUBCLAUSE § 15.109

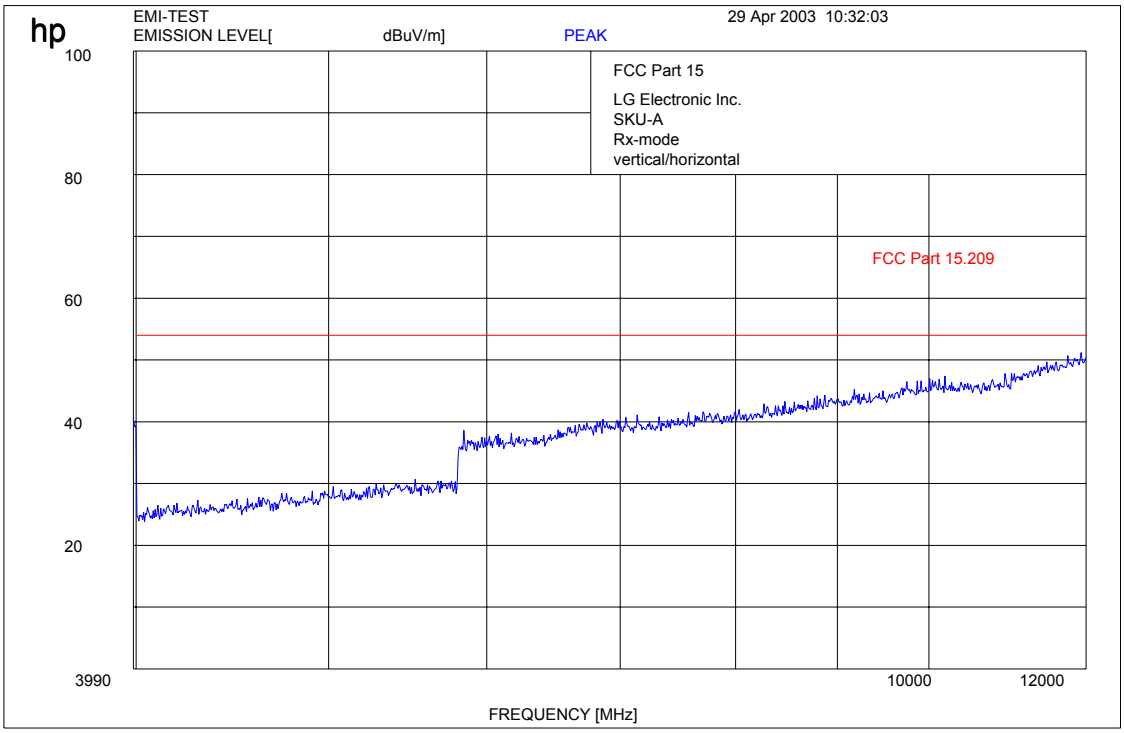

f < 1 GHz : RBW/VBW: 100 kHz **f ≥ 1GHz : RBW/VBW: 1 MHz**

Limits **SUBCLAUSE § 15.109**

Frequency (MHz)	Field strength (µV/m)	Measurement distance (m)
30 - 88	100 (40 dBµV/m)	3
88 - 216	150 (43.5 dBµV/m)	3
216 - 960	200 (46 dBµV/m)	3
above 960	500 (54 dBµV/m)	3

REFERENCE NUMBER(S) OF TEST EQUIPMENT USED
(for reference numbers see test equipment listing)
17 – 24; 64

Equipment under test : PE2030 B
Ambient temperature : 23°C
Relative humidity : 40%

EMISSION LIMITATIONS (Receiver) SUBCLAUSE § 15.109

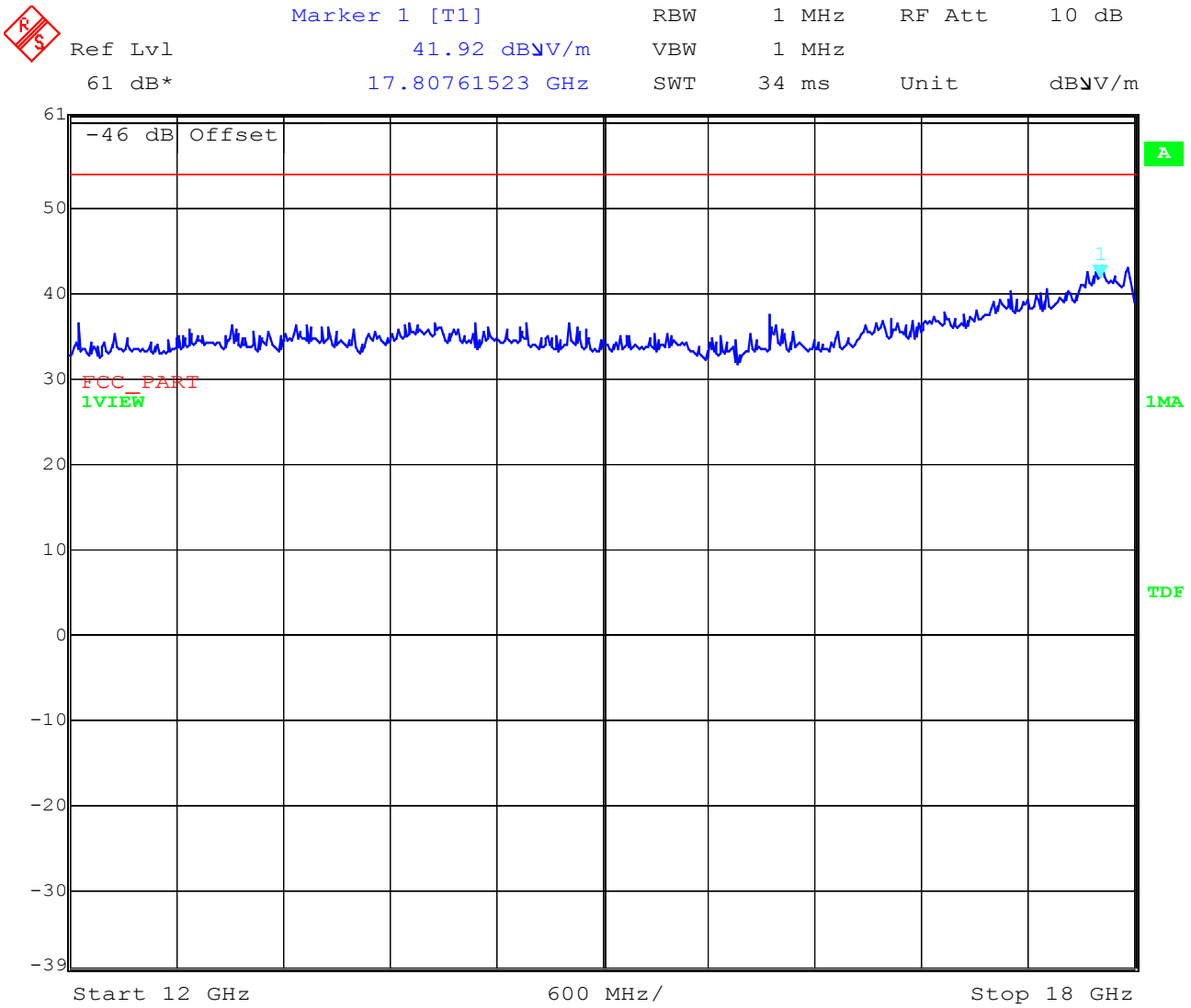

Date: 28.APR.2003 14:32:38

f < 1 GHz : RBW/VBW: 100 kHz f ≥ 1GHz : RBW/VBW: 1 MHz

Limits SUBCLAUSE § 15.109

Frequency (MHz)	Field strength (µV/m)	Measurement distance (m)
30 - 88	100 (40 dBµV/m)	3
88 - 216	150 (43.5 dBµV/m)	3
216 - 960	200 (46 dBµV/m)	3
above 960	500 (54 dBµV/m)	3

REFERENCE NUMBER(S) OF TEST EQUIPMENT USED
(for reference numbers see test equipment listing)
17 – 24; 64

Equipment under test : PE2030 B
Ambient temperature : 23°C
Relative humidity : 40%

EMISSION LIMITATIONS (Receiver) SUBCLAUSE § 15.109

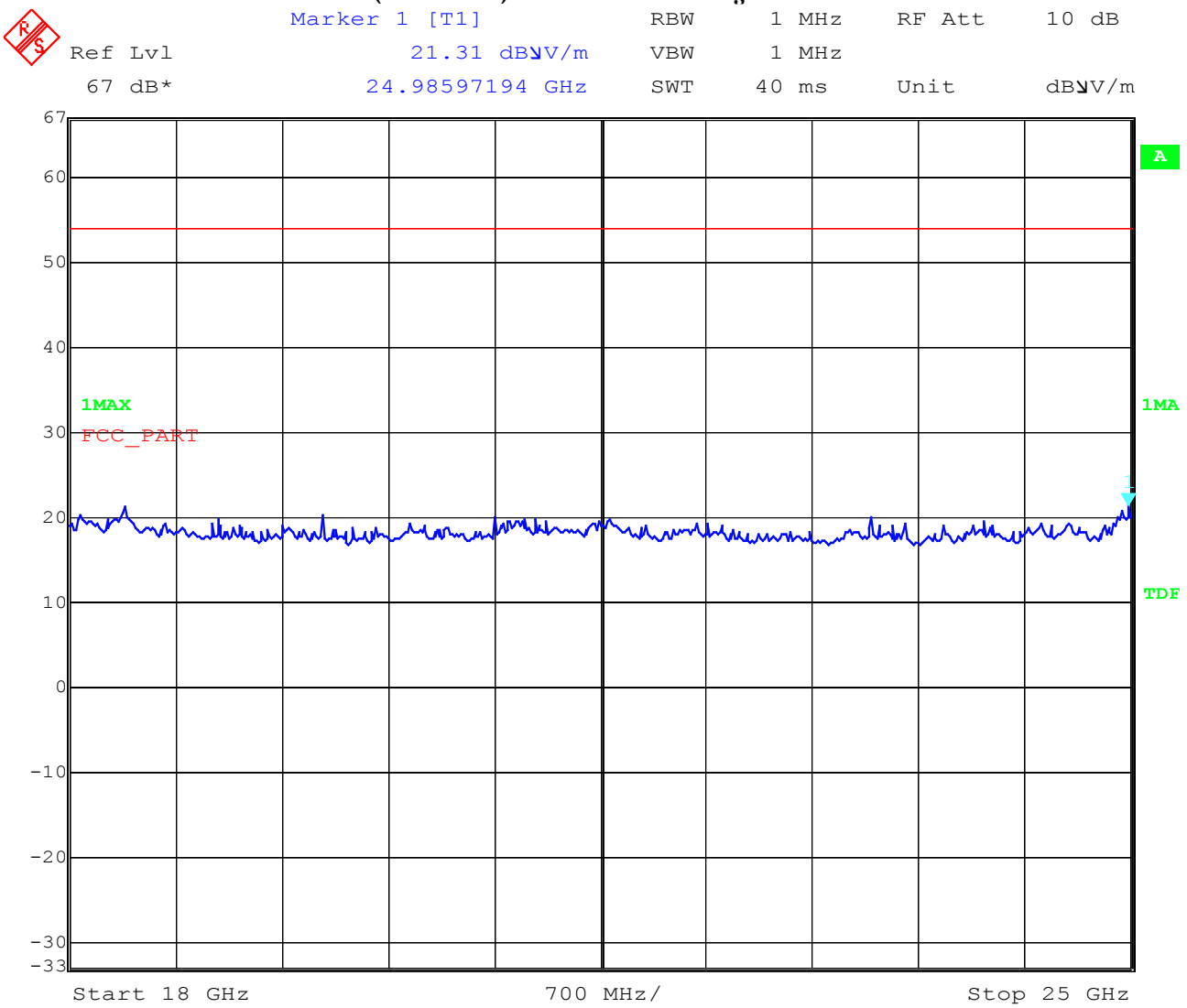

Date: 28.APR.2003 14:37:03

f < 1 GHz : RBW/VBW: 100 kHz **f ≥ 1GHz : RBW/VBW: 1 MHz**

Limits **SUBCLAUSE § 15.109**

Frequency (MHz)	Field strength (µV/m)	Measurement distance (m)
30 - 88	100 (40 dBµV/m)	3
88 - 216	150 (43.5 dBµV/m)	3
216 - 960	200 (46 dBµV/m)	3
above 960	500 (54 dBµV/m)	3

REFERENCE NUMBER(S) OF TEST EQUIPMENT USED
(for reference numbers see test equipment listing)
17 – 24; 64

Equipment under test : PE2030 B
Ambient temperature : 23°C
Relative humidity : 40%

RECEIVER SPURIOUS RADIATION **§ 15.109**
Radiated

SPURIOUS EMISSIONS LEVEL (µV/m)								
CH 1 / 2 / 3								
f (MHz)	Detector	Level (µV/m)	f (MHz)	Detector	Level (µV/m)	f (MHz)	Detector	Level (µV/m)
no traceable peak found								
Measurement uncertainty			±3 dB					

f < 1 GHz : RBW/VBW: 100 kHz **f ≥ 1GHz : RBW/VBW: 1 MHz**
see above plots

Measurement distance see table

Limits **SUBCLAUSE § 15.109**

Frequency (MHz)	Field strength (µV/m)	Measurement distance (m)
30 - 88	100 (40 dBµV/m)	3
88 - 216	150 (43.5 dBµV/m)	3
216 - 960	200 (46 dBµV/m)	3
above 960	500 (54 dBµV/m)	3

REFERENCE NUMBER(S) OF TEST EQUIPMENT USED
(for reference numbers see test equipment listing)
17 – 24; 64

Equipment under test : PE2030 B
Ambient temperature : 23°C
Relative humidity : 40%

Conducted emissions § 15.107/207

FCC Part 15 / CISPR 22
EN 55022

```
EUT:                  PE2030 B
Manufacturer:         LG Electronic Inc.
Operating Condition:  operating mode with charger PHIHONG and Samsung Battery
Test Site:            Room 006
Operator:             Berg
Test Specification:   FCC Part 15
Comment:
Start of Test:        29.04.03 / 14:37:53
```

SCAN TABLE: "EN 55022 V"

```
  Short Description:            Voltage Mains 1.60
  Start      Stop       Step       Detector  Meas.     IF      Transducer
  Frequency  Frequency  Width                Time      Bandw.
  150.0 kHz  30.0 MHz   7.5 kHz    MaxPeak   100.0 ms  10 kHz  ESH3-Z5 L1 1458
                                   Average
```

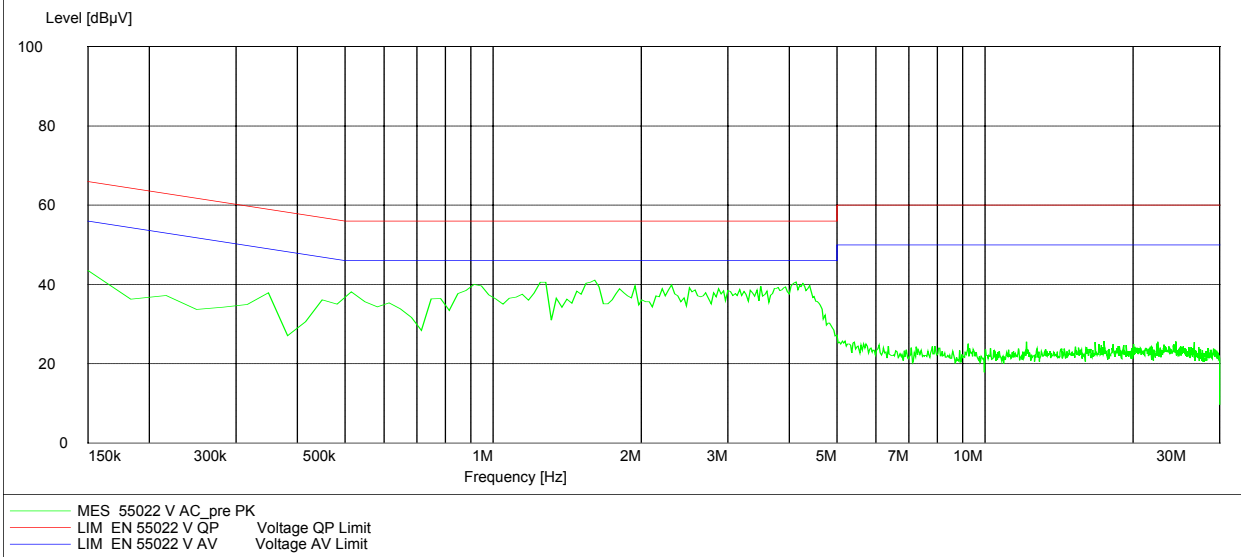

REFERENCE NUMBER(S) OF TEST EQUIPMENT USED
(for reference numbers see test equipment listing)
17 – 24; 64

Equipment under test : PE2030 B
Ambient temperature : 23°C
Relative humidity : 40%

Conducted emissions § 15.107/207

```
EUT:                    PE2030 B
Manufacturer:           LG Electronics Inc.
Operating Condition:    Rx mode with Charger PHIHONG and Samsung Battery
Test Site:              Room 006
Operator:               M.Berg
Test Specification:     FCC Part 15
Comment:
Start of Test:          29.04.03 / 15:07:53
```

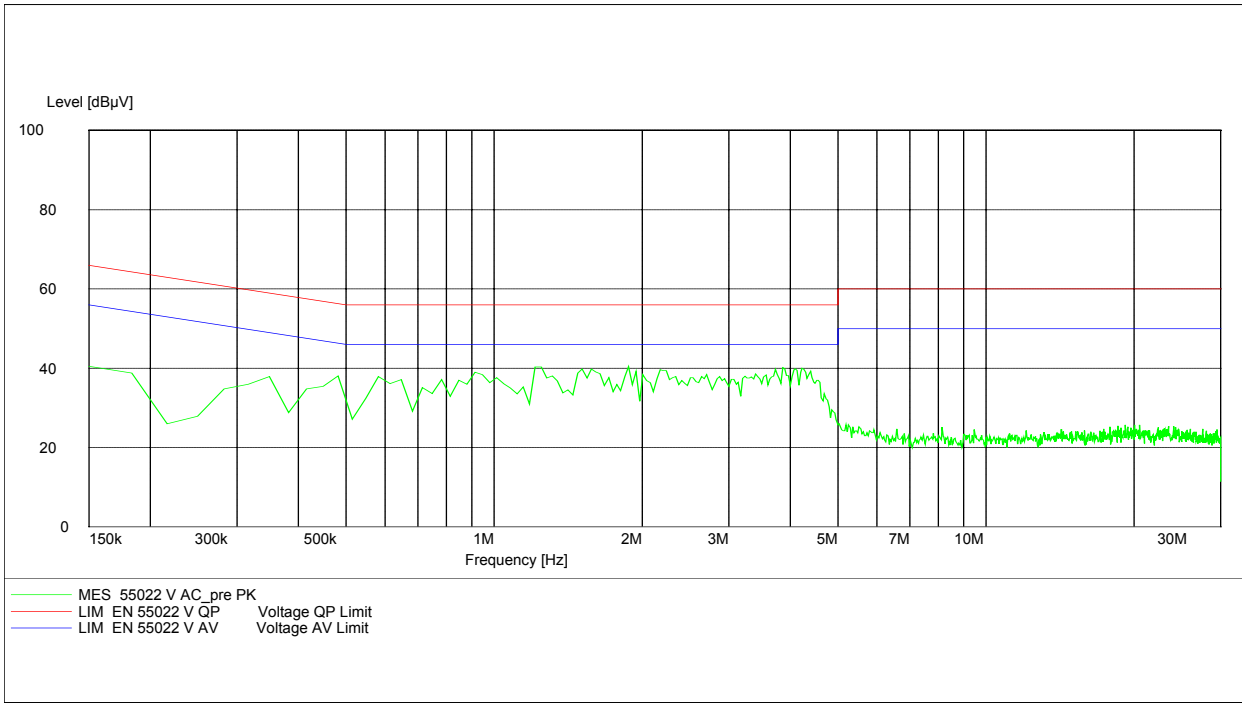

Limit § 15.207

Frequency of Emission (MHz)	Conducted Limit (dBuV)	
	Quasi-peak	Average
0.15-0.5	66 to 56 *	56 to 46 *
0.5-5	56	46
5-30	60	50

* Decreases with the logarithm of the frequency

REFERENCE NUMBER(S) OF TEST EQUIPMENT USED
(for reference numbers see test equipment listing)
17 – 24; 64

Equipment under test : PE2030 B
Ambient temperature : 23°C
Relative humidity : 40%

Additional measurements for the ancillary equipment PART 15.109

Test set-ups:

Additional test is done with following test set-up : 1b; 2b; 3b; 4; 7; 9; 10 !

Auxiliary Equipment (AE) List

No.	AE	Manufacture		Type	S/N
1	AC/DC Adapter	a	PHIHONG	PSC10A-050 (for USA) PSC10E-050 (for EU)	N/A
		b	DELTA	ADP-10SB REV.BH (for USA) ADP-10SB REV.CH (for EU)	N/A
2	Battery	a	DANIONICS / Denmark	PE2032A	N/A
		b	SAMSUNG SDI / Korea	PE2032B	N/A
3	LCD Panel	a	Philips Electronics / China	LPH7123-1	
		b	Sharp Corp. / Japan	LQ038Q7DB01	
4	Cradle (Docking)			PE2035A	N/A
5	Y-Cable			250177-B21	251275-001
6	SD memory card	TOSHIBA		SD-M128	0120506615D
7	CF memory card	SanDisk		AA0112MT	N/A
8	CF card Jacket w/Battery			PE2036	8Y22KD53701X
9	Headphone	N/A		N/A	N/A
10	Laptop computer	COMPAQ		CM2030	359802-293

All test were done with each combination and reported is the worst case !

REFERENCE NUMBER(S) OF TEST EQUIPMENT USED
(for reference numbers see test equipment listing)
17 – 24, 64

Equipment under test : PE2030 B
Ambient temperature : 23°C
Relative humidity : 40%

SPURIOUS RADIATION § 15.109

Tx mode:

Data File : /40977_20.DOC 29 Apr 1903 15:02:54

No	EMISSION FREQUENCY MHz	SPEC LIMIT dBuV/m	MEASUREMENTS ABS	dLIM dB	MODE	POL	SITE HGT cm	AZM deg	CORR FACTOR dB	COMMENTS
1	37.2	40.0	32.4	-7.6	PK	V	100	213	N/T	
2	78.0	40.0	25.6	-14.4	PK	V	100	280	N/T	
3	127.3	44.0	24.1	-19.9	PK	V	100	334	N/T	
4	173.8	44.0	22.3	-21.7	PK	V	100	360	N/T	
5	213.9	44.0	24.2	-19.8	PK	V	101	0	N/T	
6	264.5	46.0	32.2	-13.8	PK	V	101	0	N/T	
7	289.8	46.0	25.6	-20.4	PK	V	101	0	N/T	
8	497.1	46.0	29.7	-16.3	PK	V	101	38	N/T	

Rx mode:

Data File : /40977_25.DOC 29 Apr 1903 15:32:02

No	EMISSION FREQUENCY MHz	SPEC LIMIT dBuV/m	MEASUREMENTS ABS	dLIM dB	MODE	POL	SITE HGT cm	AZM deg	CORR FACTOR dB	COMMENTS
1	30.6	40.0	35.5	-4.5	PK	V	100	0	N/T	
2	37.2	40.0	32.0	-8.0	PK	V	100	0	N/T	
3	77.8	40.0	25.3	-14.7	PK	V	100	0	N/T	
4	125.9	44.0	24.8	-19.2	PK	V	100	0	N/T	
5	148.3	44.0	23.9	-20.1	PK	V	100	0	N/T	
6	173.8	44.0	22.2	-21.8	PK	V	100	0	N/T	
7	213.1	44.0	23.5	-20.5	PK	V	101	0	N/T	
8	497.1	46.0	29.2	-16.8	PK	V	101	0	N/T	

N/T in CORR FACTOR column denotes a non-traceable signal.

Measurement distance see table

Limits SUBCLAUSE § 15.109

Frequency (MHz)	Field strength (µV/m)	Measurement distance (m)
0.009 – 0.490	2400/F(kHz)	300
0.490 – 1.705	24000/F(kHz)	30
1.705 – 30.0	30 / 29.5 dBµV/m	30
30 - 88	100 / 40 dBµV/m	3
88 - 216	150 / 43.5 dBµV/m	3
216 - 960	200 / 46 dBµV/m	3
above 960	500 / 54 dBµV/m	3

REFERENCE NUMBER(S) OF TEST EQUIPMENT USED
(for reference numbers see test equipment listing)
17 – 24, 64

Equipment under test : PE2030 B
Ambient temperature : 23°C
Relative humidity : 40%

SPURIOUS RADIATION § 15.109

9 kHz – 30 MHz
Part 15.209 Magnetics

```
EUT:                  PE2030 B
Manufacturer:         LG Electronics Inc.
Operating Condition:  Tx mode with DELTA with Damionics Bat.
Test Site:            Cetecom, Room 6
Operator:             Berg
Test Specification:
Comment:
Start of Test:        29.04.03 / 15:22:54
```

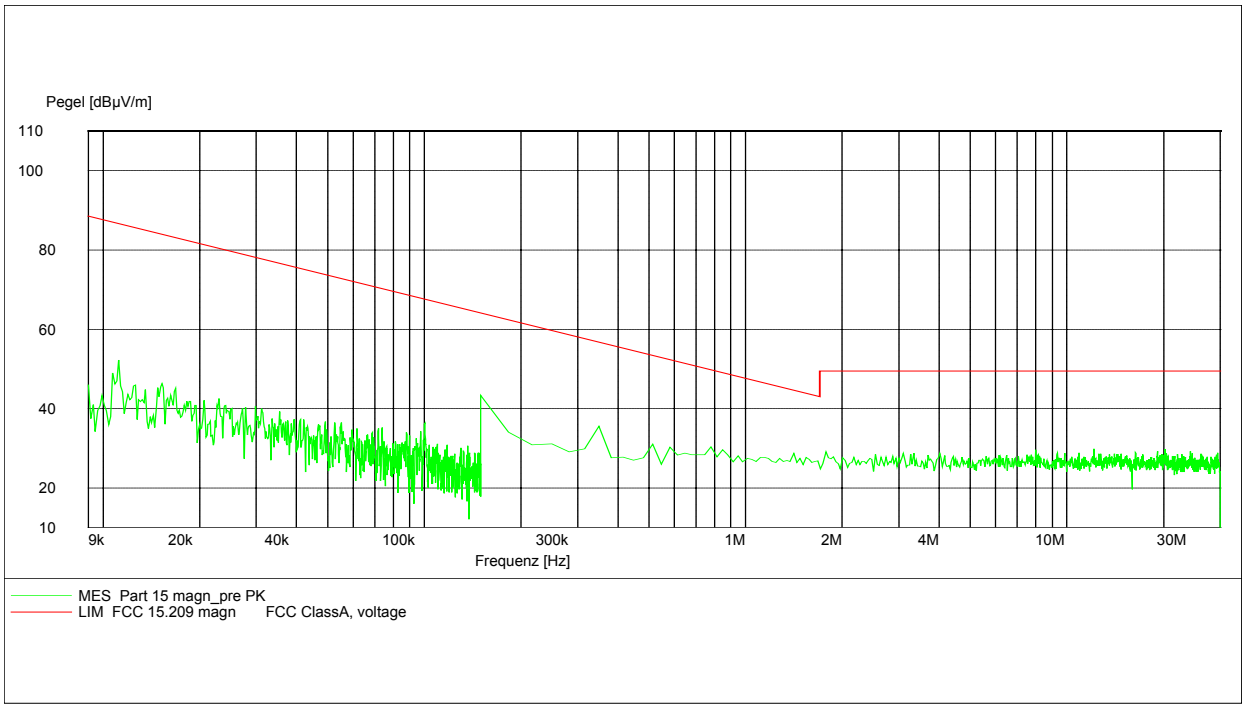

REFERENCE NUMBER(S) OF TEST EQUIPMENT USED
(for reference numbers see test equipment listing)
17 – 24, 64

Equipment under test : PE2030 B
Ambient temperature : 23°C
Relative humidity : 40%

SPURIOUS RADIATION § 15.109

```
EUT:                  PE2030 B
Manufacturer:         LG Electronics Inc.
Operating Condition:  Rx mode with DELTA with Damionics Bat.
Test Site:            Cetecom, Room 6
Operator:             Berg
Test Specification:
Comment:
Start of Test:        29.04.03 / 15:20:35
```

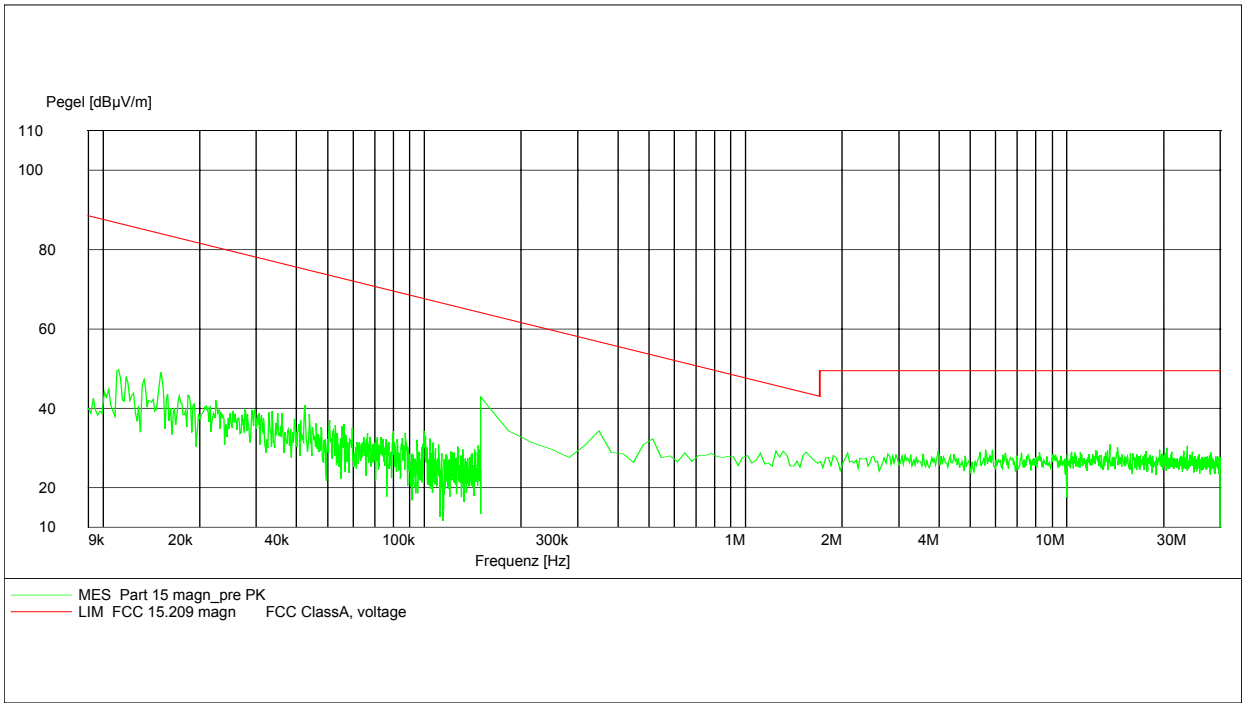

REFERENCE NUMBER(S) OF TEST EQUIPMENT USED
(for reference numbers see test equipment listing)
17 – 24, 64

Equipment under test : PE2030 B
Ambient temperature : 23°C
Relative humidity : 40%

SPURIOUS RADIATION § 15.109

2441 MHz vertical (up to 1000 MHz)

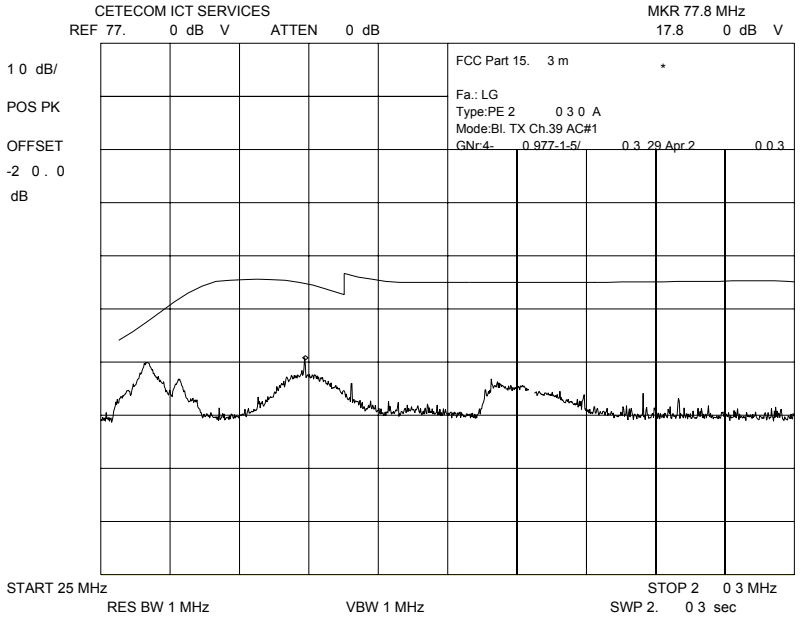

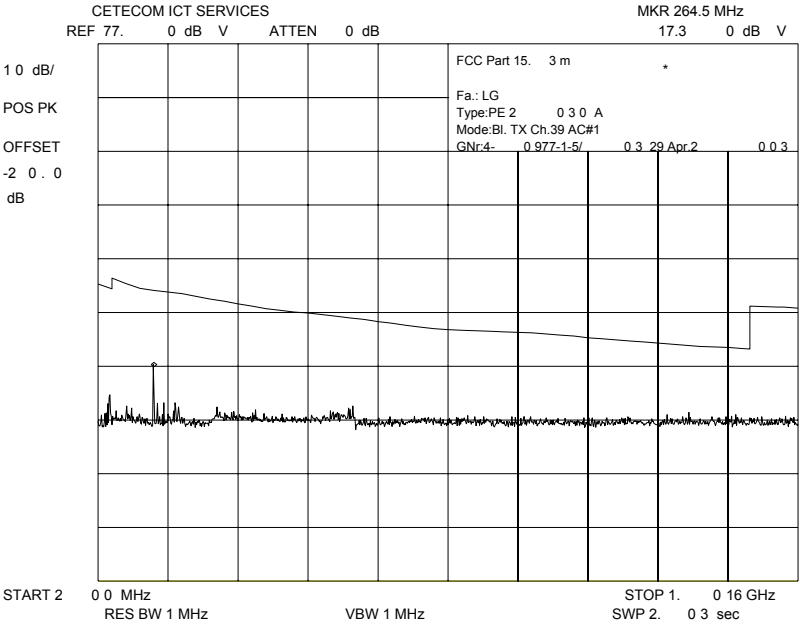

REFERENCE NUMBER(S) OF TEST EQUIPMENT USED
(for reference numbers see test equipment listing)
17 – 24, 64

Equipment under test : PE2030 B
Ambient temperature : 23°C
Relative humidity : 40%
SPURIOUS RADIATION § 15.109

2441 MHz horizontal (up to 1000 MHz)

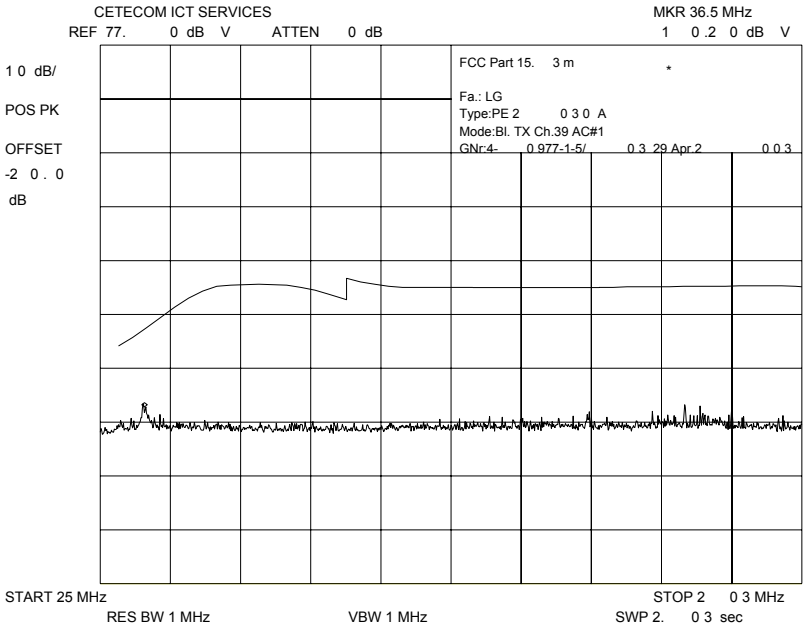

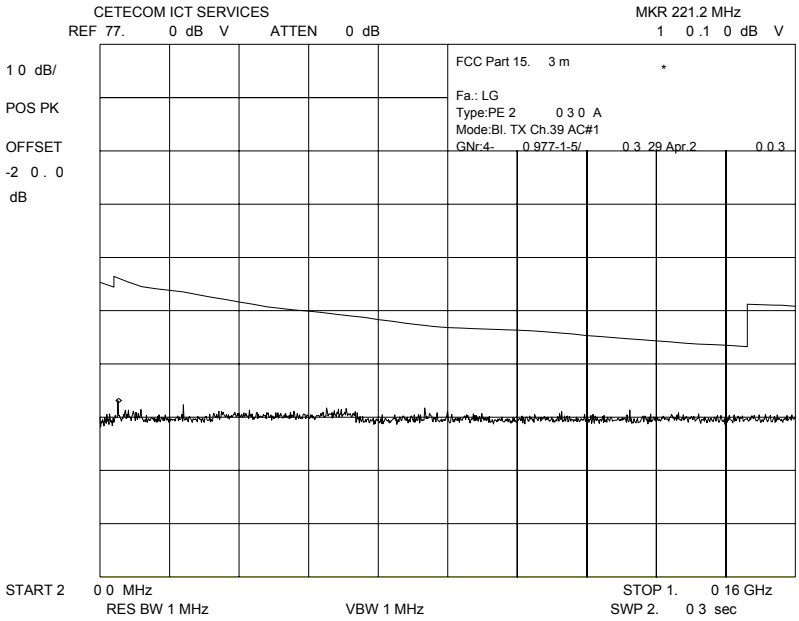

REFERENCE NUMBER(S) OF TEST EQUIPMENT USED
(for reference numbers see test equipment listing)
17 – 24, 64

Equipment under test : PE2030 B
Ambient temperature : 23°C
Relative humidity : 40%
SPURIOUS RADIATION § 15.109

2441 MHz (up to 12 GHz)

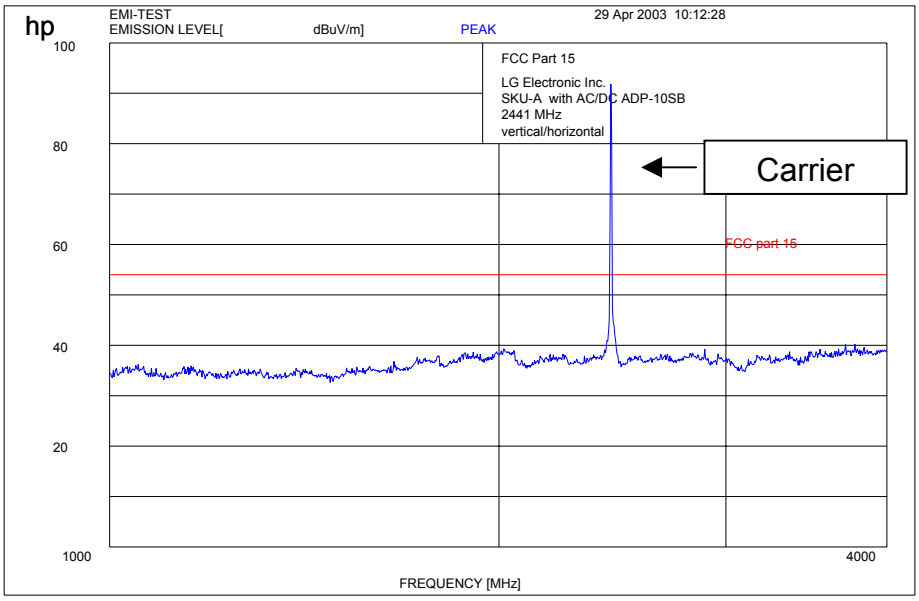

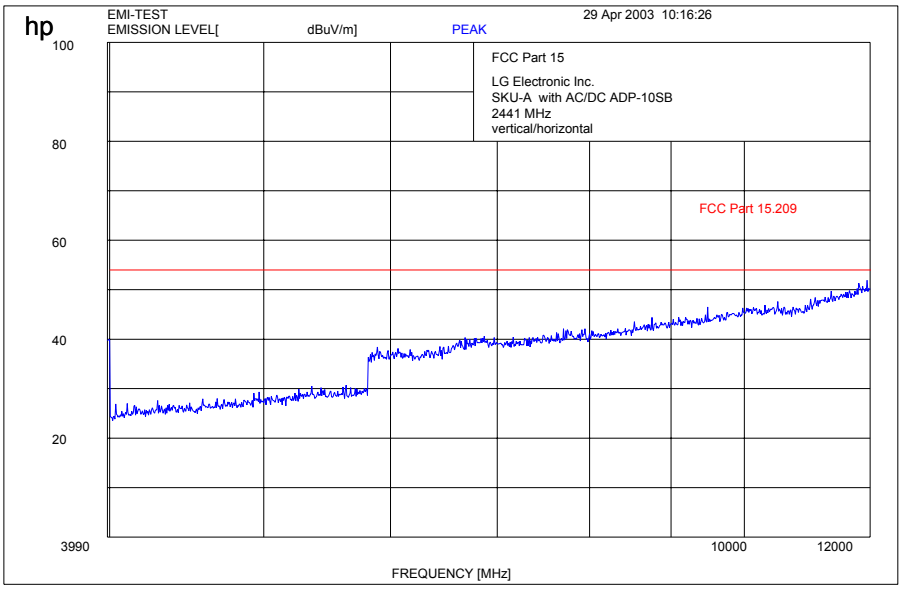

f < 1 GHz : RBW/VBW: 100 kHz f ≥ 1GHz : RBW/VBW 1 MHz
Carrier suppressed with a rejection filter

REFERENCE NUMBER(S) OF TEST EQUIPMENT USED
(for reference numbers see test equipment listing)
17 – 24, 64

Equipment under test : PE2030 B
Ambient temperature : 23°C
Relative humidity : 40%
SPURIOUS RADIATION § 15.109

2441 MHz (up to 18 GHz)

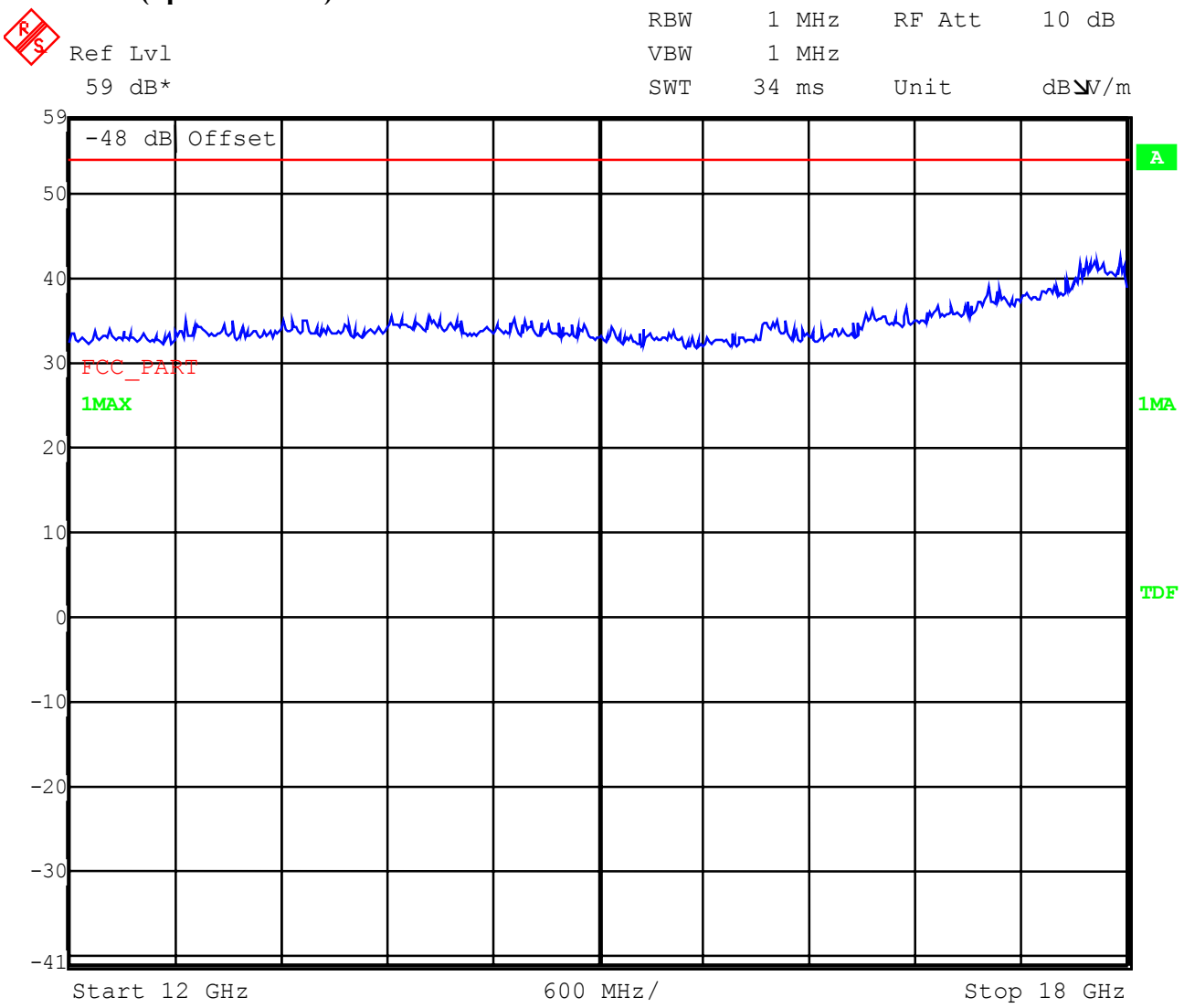

Date: 29.APR.2003 14:34:47

f < 1 GHz : RBW/VBW: 100 kHz f ≥ 1GHz : RBW/VBW 1 MHz

Carrier suppressed with a rejection filter

Equipment under test : PE2030 B
Ambient temperature : 23°C
Relative humidity : 40%
SPURIOUS RADIATION § 15.109

2441 MHz (up to 25 GHz)

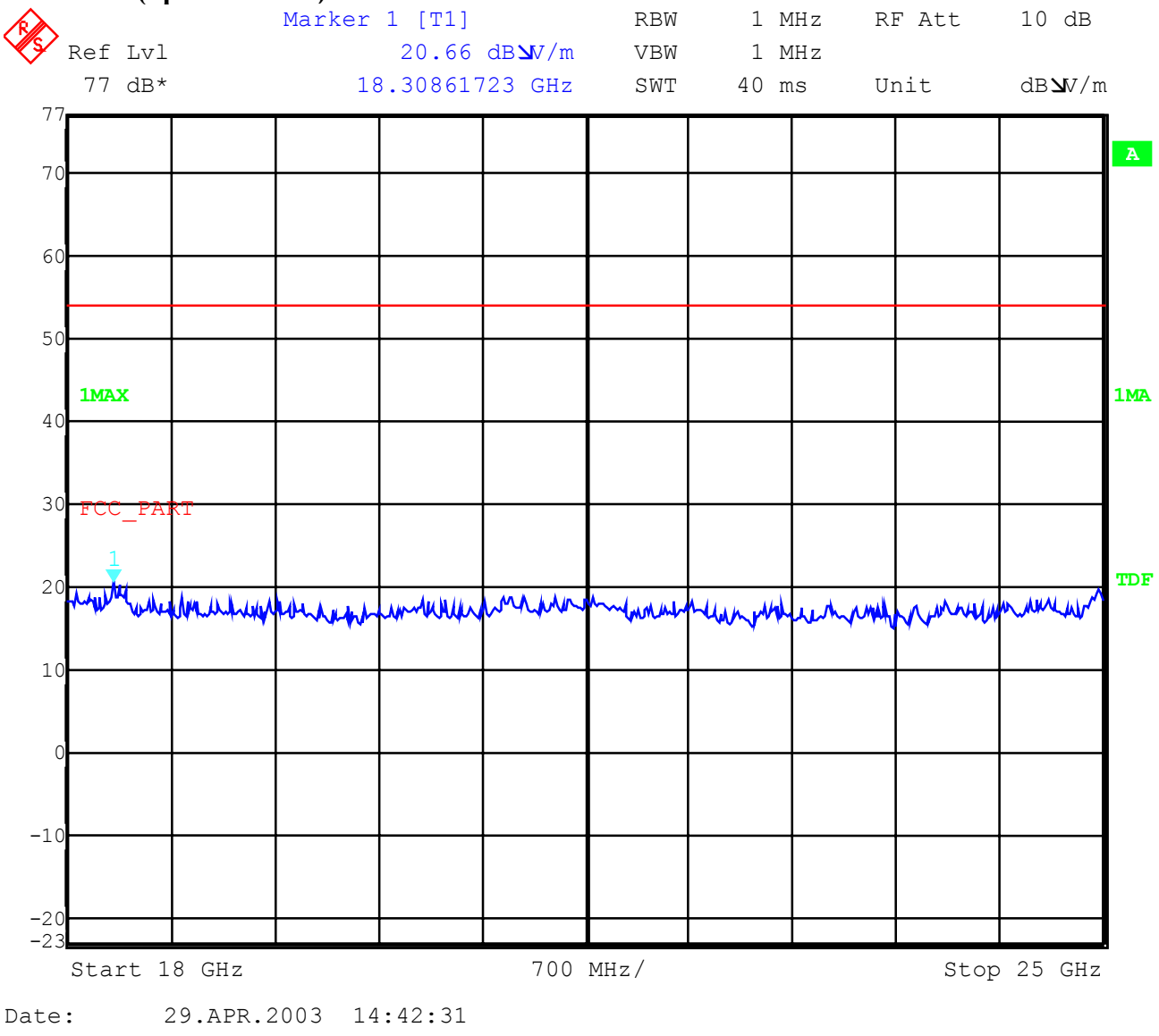

Date: 29.APR.2003 14:42:31

f < 1 GHz : RBW/VBW: 100 kHz f ≥ 1GHz : RBW/VBW 1 MHz
Carrier suppressed with a rejection filter

Equipment under test : PE2030 B
Ambient temperature : 23°C
Relative humidity : 40%

SPURIOUS RADIATION – Receiver radiated § 15.109

Rx mode vertical (up to 1 GHz)

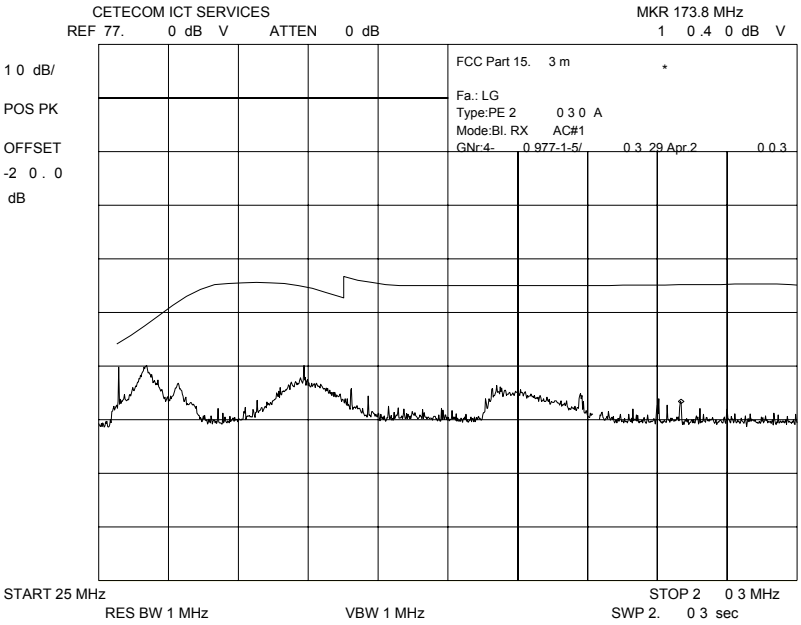

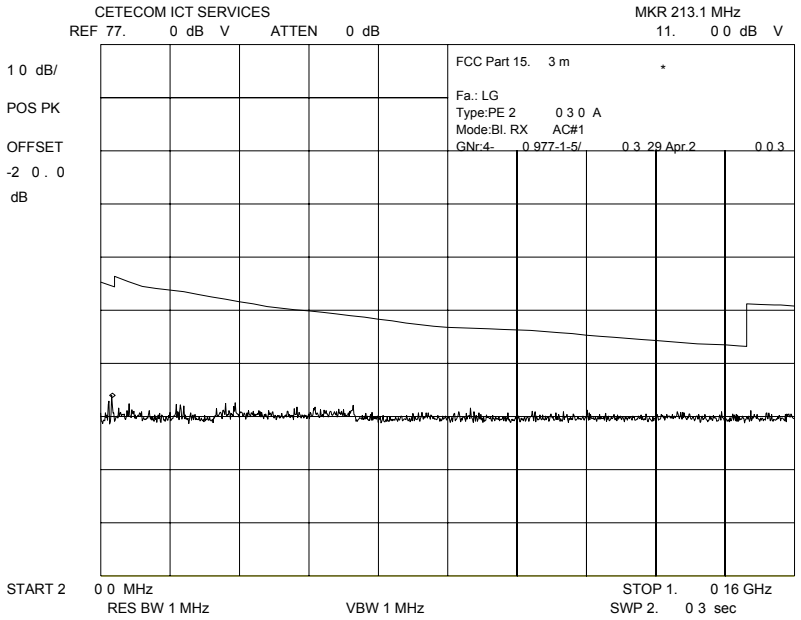

REFERENCE NUMBER(S) OF TEST EQUIPMENT USED
(for reference numbers see test equipment listing)
17 – 24, 64

Equipment under test : PE2030 B
Ambient temperature : 23°C
Relative humidity : 40%

SPURIOUS RADIATION § 15.109

Rx mode horizontal (up to 1 GHz)

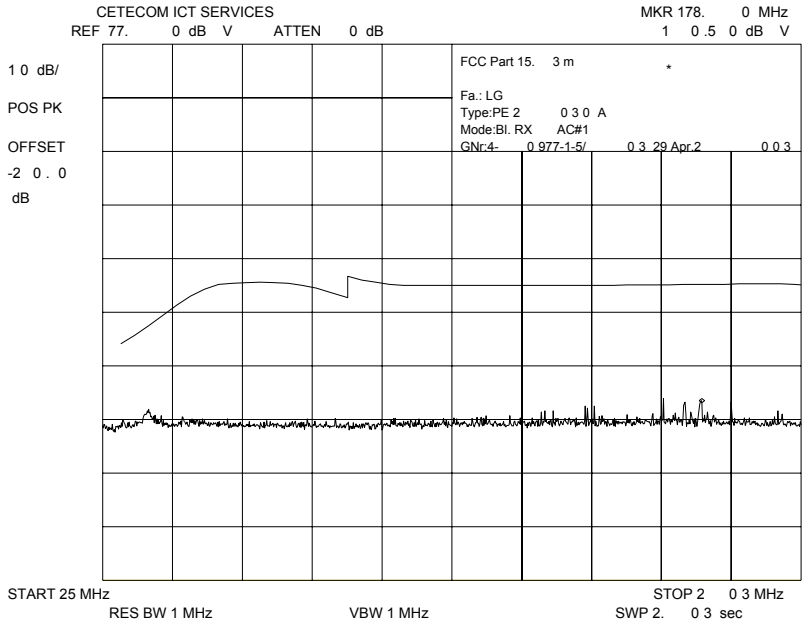

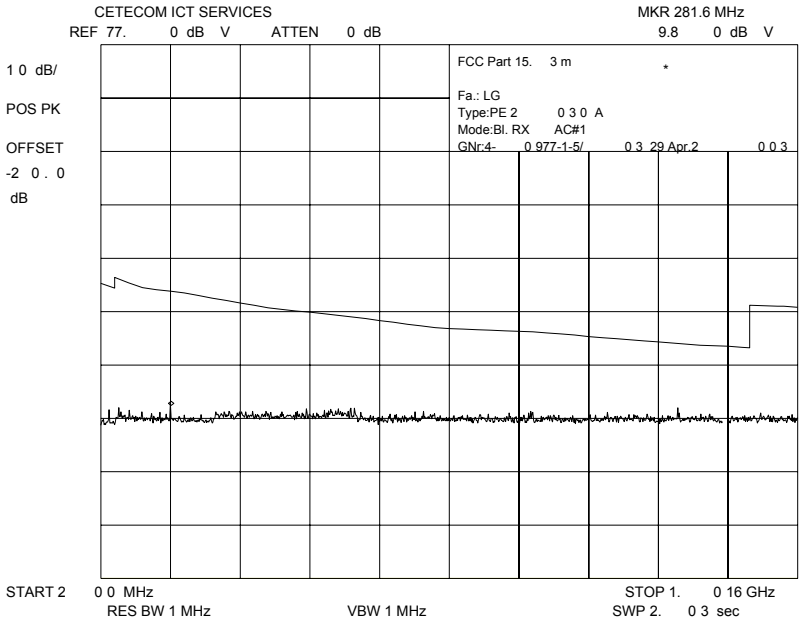

REFERENCE NUMBER(S) OF TEST EQUIPMENT USED
(for reference numbers see test equipment listing)
17 – 24, 64

Equipment under test : PE2030 B
Ambient temperature : 23°C
Relative humidity : 40%

SPURIOUS RADIATION § 15.109

Idle mode up to 12 GHz

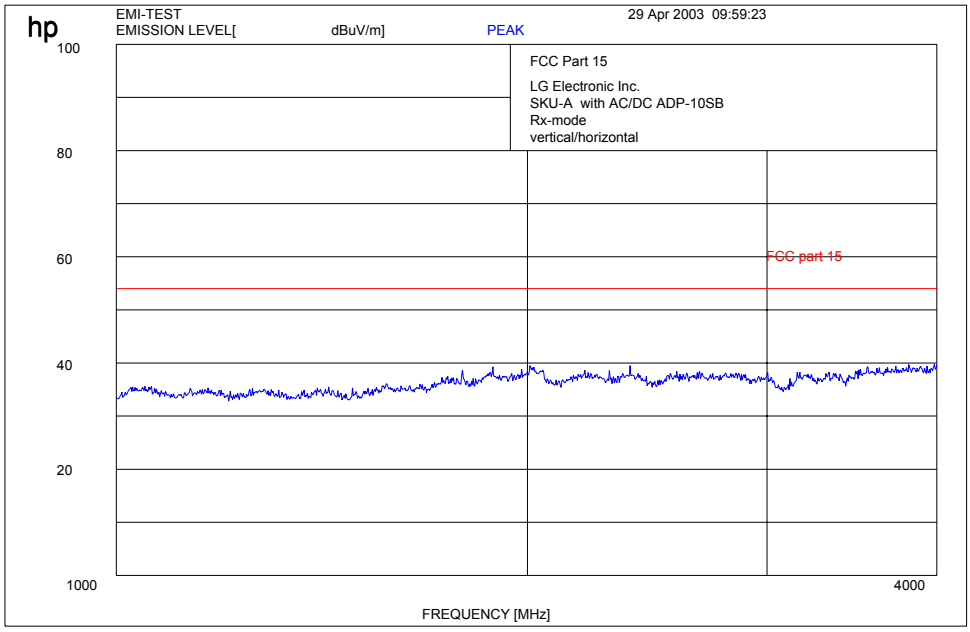

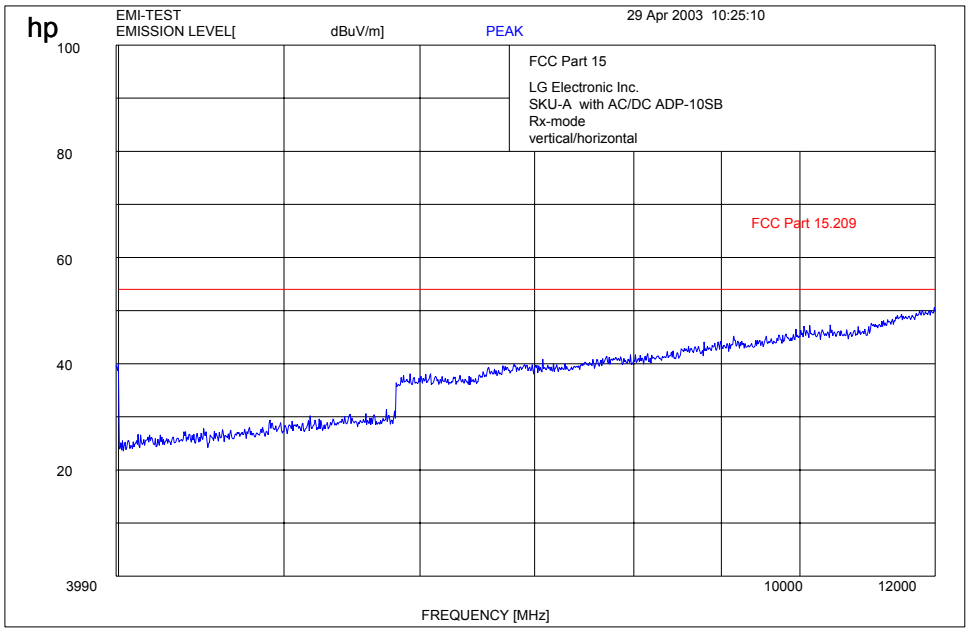

f < 1 GHz : RBW/VBW: 100 kHz f ≥ 1GHz : RBW/VBW 1 MHz

REFERENCE NUMBER(S) OF TEST EQUIPMENT USED
(for reference numbers see test equipment listing)
17 – 24, 64

Equipment under test : PE2030 B
Ambient temperature : 23°C
Relative humidity : 40%
SPURIOUS RADIATION § 15.109

Idle mode up to 18 GHz

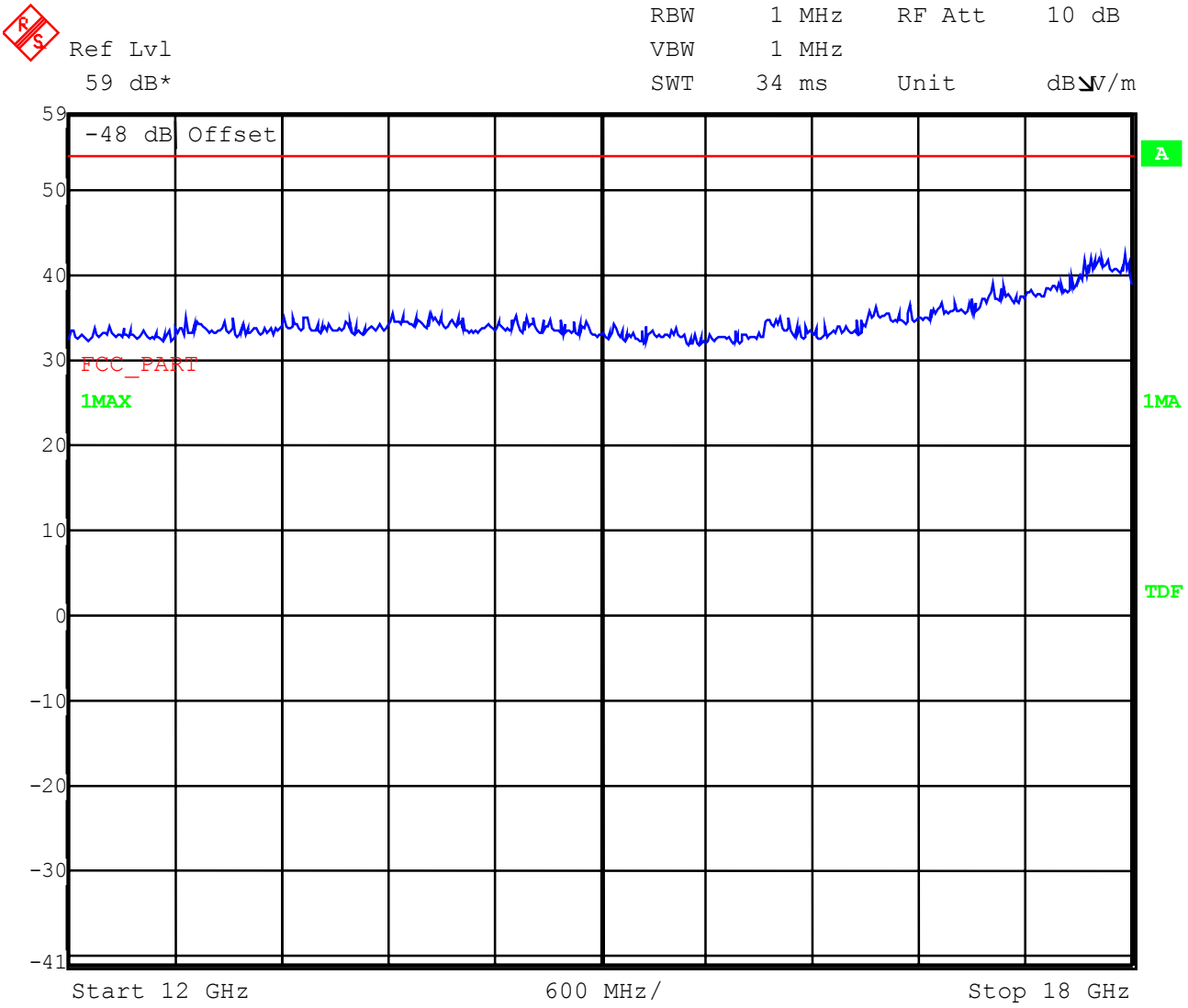

Date: 29.APR.2003 13:37:14
f < 1 GHz : RBW/VBW: 100 kHz f ≥ 1GHz : RBW/VBW 1 MHz

REFERENCE NUMBER(S) OF TEST EQUIPMENT USED
(for reference numbers see test equipment listing)
17 – 24, 64

Equipment under test : PE2030 B
Ambient temperature : 23°C
Relative humidity : 40%

SPURIOUS RADIATION § 15.109

Idle mode up to 25 GHz

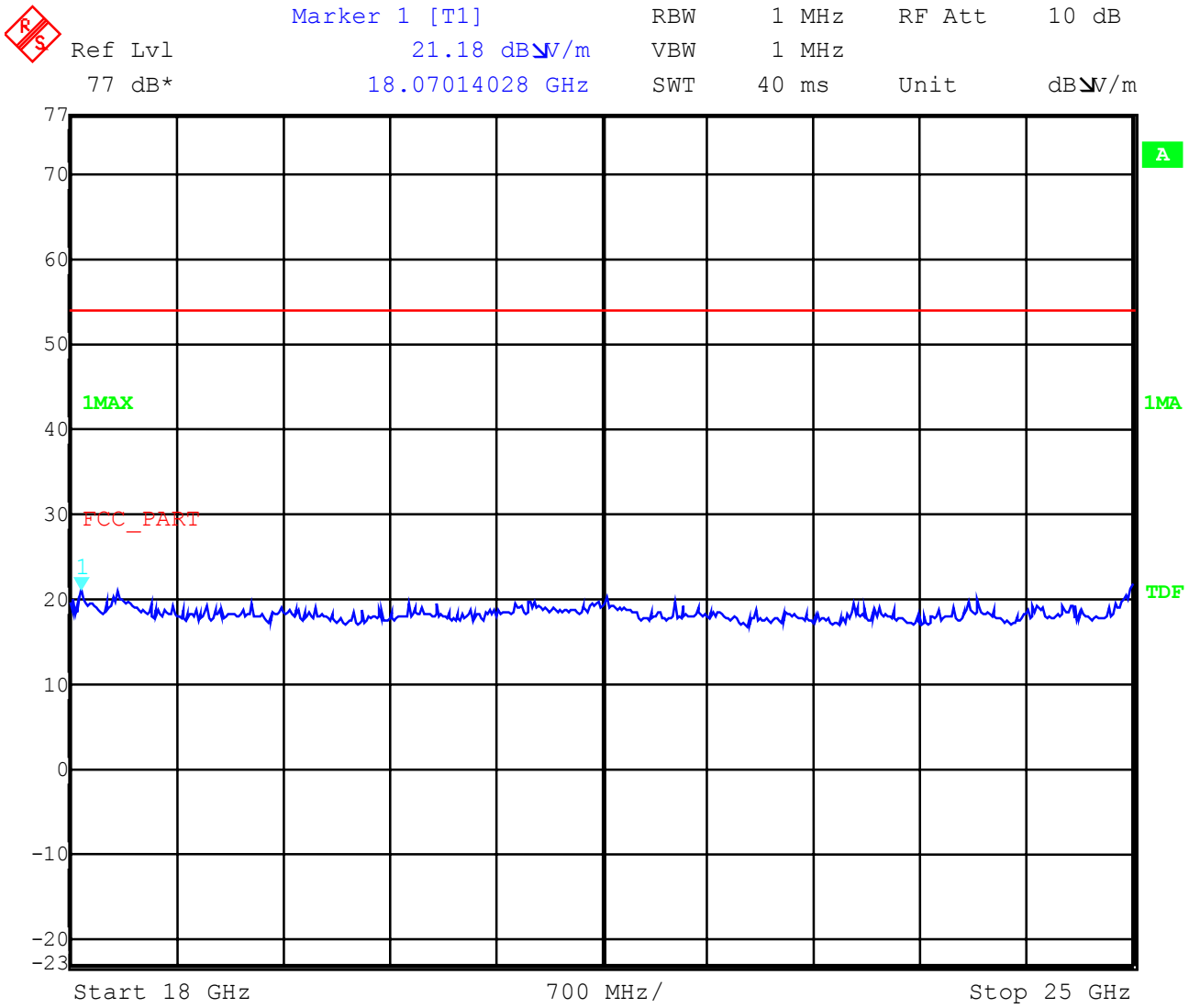

Date: 29.APR.2003 13:47:41

REFERENCE NUMBER(S) OF TEST EQUIPMENT USED
(for reference numbers see test equipment listing)
17 – 24; 64

Equipment under test : PE2030 B
Ambient temperature : 23°C
Relative humidity : 40%

Conducted emissions § 15.107/207

```
EUT:                    PE2030B
Manufacturer:           LG Electronic Inc.
Operating Condition:    Normale mode charger DELTA with Damionics Bat.
Test Site:              Room 006
Operator:               Ames
Test Specification:     EN 55022, CISPR 22
Comment:                115V / 60 Hz
Start of Test:
```

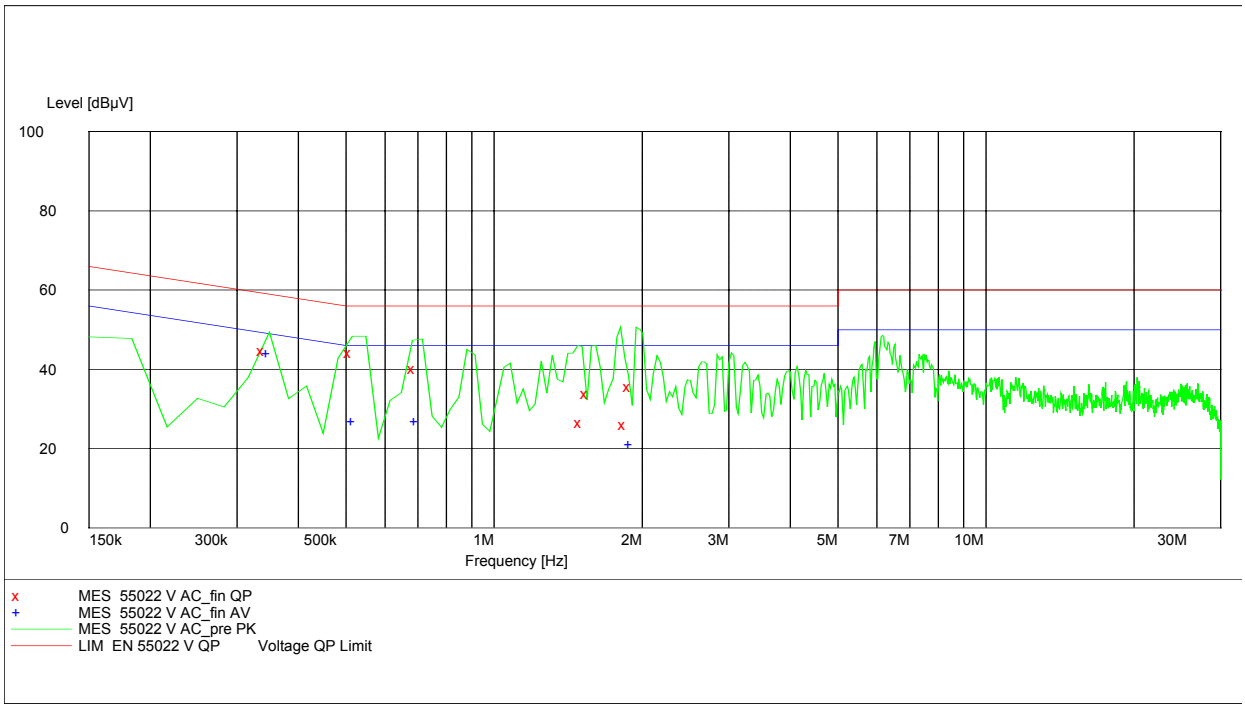

MEASUREMENT RESULT: "55022 V AC_fin QP"

02.05.03 08:18

Frequency MHz	Level dBµV	Transd dB	Limit dBµV	Margin dB	Line	PE
0.345000	44.70	10.7	59	14.4	N	GND
0.517500	44.10	10.4	56	11.9	N	GND
0.697500	40.10	10.4	56	15.9	N	GND
1.522500	26.50	10.3	56	29.5	L1	FLO
1.567500	33.90	10.3	56	22.1	L1	GND
1.867500	26.00	10.4	56	30.0	L1	FLO
1.912500	35.70	10.4	56	20.3	L1	GND

REFERENCE NUMBER(S) OF TEST EQUIPMENT USED
(for reference numbers see test equipment listing)
51 – 63

Equipment under test : PE2030 B
Ambient temperature : 23°C
Relative humidity : 40%

MEASUREMENT RESULT: "55022 V AC_fin AV"

02.05.03 08:18

Frequency MHz	Level dBµV	Transd dB	Limit dBµV	Margin dB	Line	PE
0.352500	43.80	10.7	49	5.2	N	GND
0.525000	26.90	10.4	46	19.1	N	GND
0.705000	26.70	10.4	46	19.3	N	GND
1.927500	20.90	10.4	46	25.1	L1	GND

Limit § 15.207

Frequency of Emission (MHz)	Conducted Limit (dBuV)	
	Quasi-peak	Average
0.15-0.5	66 to 56 *	56 to 46 *
0.5-5	56	46
5-30	60	50

* **Decreases with the logarithm of the frequ**

TEST EQUIPMENT AND ANCILLARIES USED FOR TESTS

To simplify the identification on each page of the test equipment used, on each page of the test report, each item of test equipment and ancillaries such as cables are identified (numbered) by the Test Laboratory, below.

No	Instrument/Ancillary	Type	Manufacturer	Serial No.
01	Spectrum Analyzer	8566 A	Hewlett-Packard	1925A00257
02	Analyzer Display	8566 A	Hewlett-Packard	1925A00860
03	Oscilloscope	7633	Tektronix	230054
04	Radio Analyzer	CMTA 54	Rohde & Schwarz	894 043/010
05	System Power Supply	6038 A	Hewlett-Packard	2848A07027
06	Signal Generator	8111 A	Hewlett-Packard	2215G00867
07	Signal Generator	8662 A	Hewlett-Packard	2224A01012
08	Funktionsgenerator	AFGU	Rohde & Schwarz	862 480/032
09	Regeltrenntrafo	MPL	Erfi	91350
10	Netznachbildung	NNLA 8120	Schwarzbeck	8120331
11	Relais-Matrix	PSU	Rohde & Schwarz	893 285/020
12	Power-Meter	436 A	Hewlett-Packard	2101A12378
13	Power-Sensor	8484 A	Hewlett-Packard	2237A10156
14	Power-Sensor	8482 A	Hewlett-Packard	2237A00616
15	Modulationsmeter	9008	Racal-Dana	2647
16	Frequenzzähler	5340 A	Hewlett-Packard	1532A03899
17	Absorber Schirmkabine	---	MWB	87400/002
18	Spectrum Analyzer	85660 B	Hewlett-Packard	2747A05306
19	Analyzer Display	85662 A	Hewlett-Packard	2816A16541
20	Quasi Peak Adapter	85650 A	Hewlett-Packard	2811A01131
21	RF-Preselector	85685 A	Hewlett-Packard	2833A00768
22	Biconical Antenne	3104	Emco	3758
23	Log. Per. Antenne	3146	Emco	2130
24	Double Ridge Horn	3115	Emco	3088
25	EMI-Testreceiver	ESAI	Rohde & Schwarz	863 180/013
26	EMI-Analyzer-Display	ESAI-D	Rohde & Schwarz	862 771/008
27	Biconical Antenne	HK 116	Rohde & Schwarz	888 945/013
28	Log. Per. Antenne	HL 223	Rohde & Schwarz	825 584/002
29	Relais-Switch-Unit	RSU	Rohde & Schwarz	375 339/002
30	Highpass	HM985955	FSY Microwave	001
31	Amplifier	P42-GA29	Tron-Tech	B 23602
32	Absorber Schirmkabine		Frankonia	
33	Steuerrechner	PSM 7	Rohde & Schwarz	834 621/004
34	EMI Test Reciever	ESMI	Rohde & Schwarz	827 063/010
35	EMI Test Receiver	Display	Rohde & Schwarz	829 808/010

No	Instrument/Ancillary	Type	Manufacturer	Serial No.
36	Controler	HD 100	Deisel	100/322/93
37	Relais Matrix	PSN	Rohde & Schwarz	829 065/003
38	Control Unit	GB 016 A2	Rohde & Schwarz	344 122/008
39	Relais Switch Unit	RSU	Rohde & Schwarz	316 790/001
40	Power Supply	6032A	Hewlett Packard	2846A04063
41	Spektrum Monitor	EZM	Rohde & Schwarz	883 720/006
42	Meßempfänger	ESH 3	Rohde & Schwarz	890 174/002
43	Meßempfänger	ESVP	Rohde & Schwarz	891 752/005
44	Biconi Ant. 20-300MHz	HK 116	Rohde & Schwarz	833 162/011
45	Logper Ant. 0.3-1 GHz	HL 223	Rohde & Schwarz	832 914/010
46	Amplifier 0.1-4 GHz	AFS4	Miteq Inc.	206461
47	Logper Ant. 1-18 GHz	HL 024 A2	Rohde & Schwarz	342 662/002
48	Polarisationsnetzwerk	HL 024 Z1	Rohde & Schwarz	341 570/002
49	Double Ridge G Horn Antenne 1-26.5 GHz	3115	EMCO	9107-3696
50	Microw. Sys. Amplifier 0.5- 26.5 GHz	8317A	Hewlett Packard	3123A00105
51	Audio Analyzer	UPD	Rohde & Schwarz	1030.7500.04
52	Steuerrechner	PSM 7	Rohde & Schwarz	883 086/026
53	DC V-Netzwerk	ESH3-Z6	Rohde & Schwarz	861 406/005
54	DC V-Netzwerk	ESH3-Z6	Rohde & Schwarz	893 689/012
55	AC 2 Phasen V-Netzwerk	ESH3-Z5	Rohde & Schwarz	861 189/014
56	AC 2 Phasen V-Netzwerk	ESH3-Z5	Rohde & Schwarz	894 981/019
57	AC-3 Phasen V-Netzwerk	ESH2-Z5	Rohde & Schwarz	882 394/007
58	Stromversorgung	6032A	Rohde & Schwarz	2933A05441
59	HF-Test Empfänger	ESVP.52	Rohde & Schwarz	881 487/021
60	Spectrum Monitor	EZM	Rohde & Schwarz	883 086/026
61	HF-Test Empfänger	ESH3	Rohde & Schwarz	881 515/002
62	Relais Matrix	PSU	Rohde & Schwarz	882 943/029
63	Relais Matrix	PSU	Rohde & Schwarz	828 628/007
64	Spectrum Analyzer	FSIQ 26	Rohde & Schwarz	119.6001.27
65	Spectrum Analyzer	HP 8565E	Hewlett Packard	3473A00773
66				

Test setup





Test site
Radiated Emissions



Test site
Conducted emissions



Test site
Conducted emissions

Photographs of the equipment


SAMSUNG
MediaQ

LPH7123-1
9360 302 01112
G3051437
CT:C623801SPOG0GV*

PDA with Sharp Corp. LCD Panel

LCD panel Philps Electronics

LCD panel Philps Electronics

SAMSUNG Battery

DANIONICS Battery

AC/DC Adapter

AC/DC Adapter

Headphone



Cradle (Docking)

Y-Cable


Systeme und Geräte für die rationelle Stromverteilung
COMPAQ

CF Card Jacket w/Battery

CF card Jacket with battery