*FIGURE 1*
*COLOR MONITOR (M/N: T17PE-*)*
*COVER REMOVED*

*FIGURE 2*
*COLOR MONITOR (M/N: T17PE-*)*
*SHIELDED SHELL REMOVED*



*FIGURE 3*
*COLOR MONITOR (M/N: T17PE-*)*
*MAIN BOARD & CRT BOARD*




*FIGURE 4*
*COLOR MONITOR (M/N: T17PE-*)*
*MAIN BOARD-HOLDER REMOVED*



*FIGURE 5*
*COLOR MONITOR (M/N: T17PE-*)*
*BACK VIEW OF HOLDER*



*FIGURE 6*
*COLOR MONITOR (M/N: T17PE-*)*
*MAIN BOARD (COMPONENT SIDE)*




*FIGURE 7*
*COLOR MONITOR (M/N: T17PE-*)*
*MAIN BOARD (SOLDERED SIDE)*



*FIGURE 8*
*COLOR MONITOR (M/N: T17PE-*)*
*CHIP & CRYSTAL ON MAIN BOARD*




*FIGURE 9*
*COLOR MONITOR (M/N: T17PE-*)*
*CRT BOARD*



*FIGURE 10*
*COLOR MONITOR (M/N: T17PE-*)*
*CRT BOARD – SHELL REMOVED 1*




*FIGURE 11*
*COLOR MONITOR (M/N: T17PE-*)*
*CRT BOARD – SHELL REMOVED 2*



*FIGURE 12*
*COLOR MONITOR (M/N: T17PE-*)*
*CRT BOARD (SOLDERED SIDE)*




*FIGURE 13*
*COLOR MONITOR (M/N: T17PE-*)*
*CHIP ON THE CRT BOARD*



*FIGURE 14*
*COLOR MONITOR (M/N: T17PE-*)*
*BUTTON BOARD (FRONT VIEW)*




*FIGURE 15*
*COLOR MONITOR (M/N: T17PE-*)*
*BUTTON BOARD (REAR VIEW)*



*FIGURE 16*
*COLOR MONITOR (M/N: T17PE-*)*
*CRT – ALL BOARD REMOVED*

*FIGURE 17*
*COLOR MONITOR (M/N: T17PE-*)*
*CRT (FRONT VIEW)*

*FIGURE 18*
*COLOR MONITOR (M/N: T17PE-*)*
*CRT (REAR VIEW)*

*FIGURE 19*
*COLOR MONITOR (M/N: T17PE-*)*
*LABEL ON THE CRT*

*FIGURE 20*
*COLOR MONITOR (M/N: T17PE-*)*
*FRONT SHELL*

*FIGURE 21*
*COLOR MONITOR (M/N: T17PE-*)*
*BOTTOM HOLDER*



*FIGURE 22*
*COLOR MONITOR (M/N: T17PE-*)*
*VGA CABLE*