LGE FCC ID: BEJTM240 -- FM Head SAR

SAM Phantom; Right Hand Section; Probe:ET3DV6 - SN1560 -- Probe Cal Date 20/02/02; ConvF(6.78,6.78,6.78)
Med. Parameters 835 MHz Brain: σ = 0.91 mho/m ε_r = 41.7 ρ = 1.00 g/cm^3; Antenna Position -- Out; Crest Factor 1.0
SAR (1g): 1.22 mW/g SAR (10g): 0.794 mW/g

LGE TriMode Phone Model: LG-TM240
FM Mode, Ch.0383 [836.49MHz]; Measured tissue temperature = 22.1°; Standard Battery
Conducted Power = 27.0dBm; Right Head SAR, Cheek/Touch position; Amb. Temp. = 22.3°
Test Date -- 02/25/2002 [FCC/OET Bulletin 65 - Supplement C, July 2002]

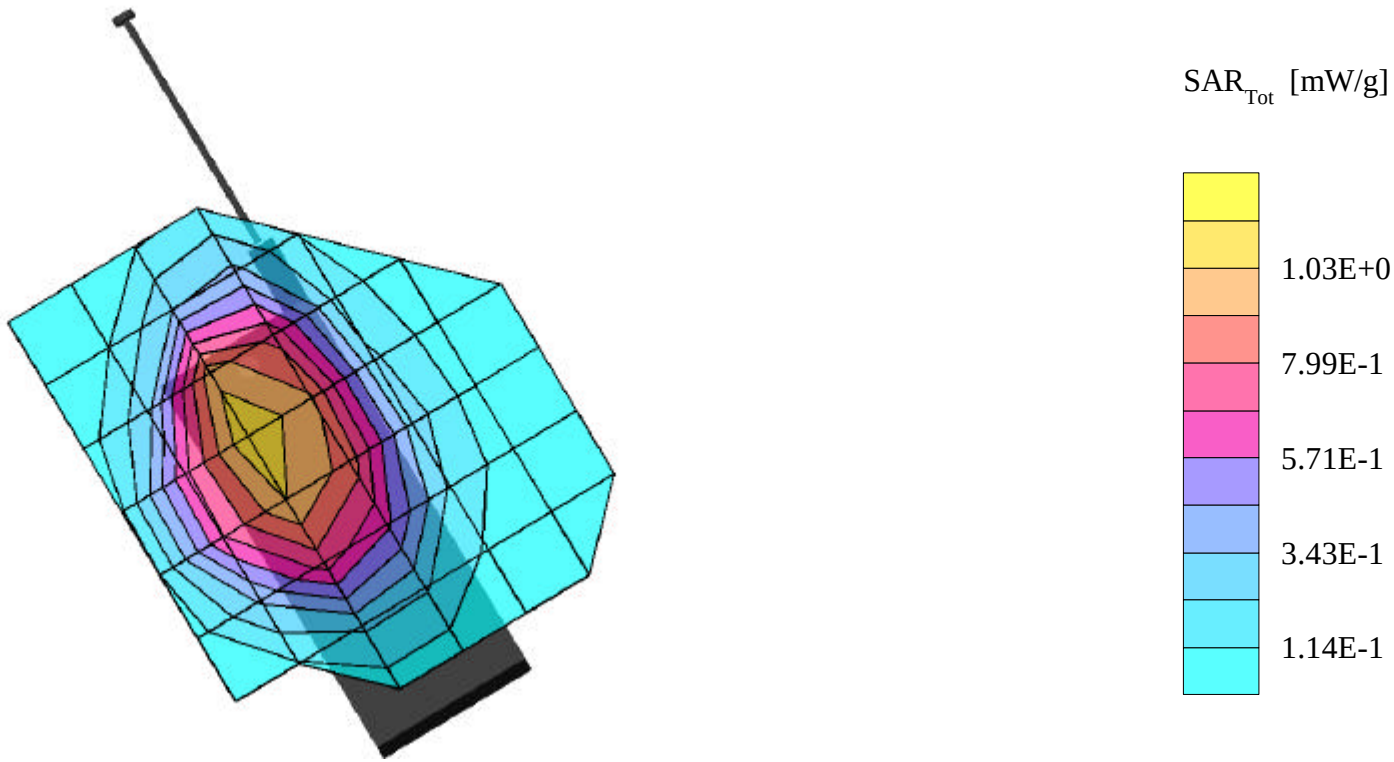

LGE FCC ID: BEJTM240 -- FM Head SAR

SAM Phantom; Right Hand Section; Probe:ET3DV6 - SN1560 -- Probe Cal Date 20/02/02; ConvF(6.78,6.78,6.78)
Med. Parameters 835 MHz Brain: σ = 0.91 mho/m ε_r = 41.7 ρ = 1.00 g/cm^3; Antenna Position -- Out; Crest Factor 1.0
SAR (1g): 0.825 mW/g SAR (10g): 0.526 mW/g

LGE TriMode Phone Model: LG-TM240
FM Mode, Ch.0383 [836.49MHz]; Measured tissue temperature = 22.1°; Standard Battery
Conducted Power = 27.0dBm; Right Head SAR, Ear/15° Tilt position; Amb. Temp. = 22.3°
Test Date -- 02/25/2002 [FCC/OET Bulletin 65 - Supplement C, July 2002]

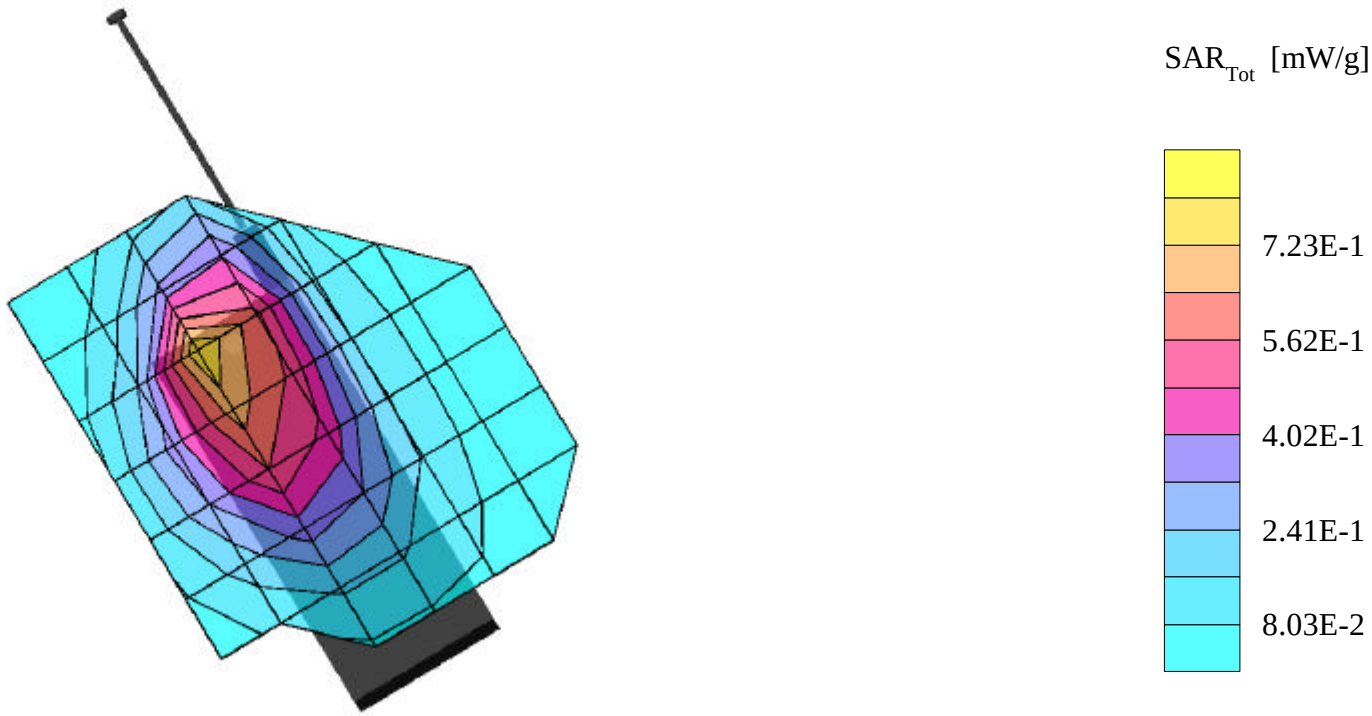

LGE FCC ID: BEJTM240 -- FM Head SAR

SAM Phantom; Left Hand Section; Probe:ET3DV6 - SN1560 -- Probe Cal Date 20/02/02; ConvF(6.78,6.78,6.78)
Med. Parameters 835 MHz Brain: σ = 0.91 mho/m ε_r = 41.7 ρ = 1.00 g/cm^3; Antenna Position -- Out; Crest Factor 1.0
SAR (1g): 1.22 mW/g SAR (10g): 0.768 mW/g

LGE TriMode Phone Model: LG-TM240
FM Mode, Ch.0383 [836.49MHz]; Measured tissue temperature = 22.1°; Standard Battery
Conducted Power = 27.0dBm; Left Head SAR, Cheek/Touch position; Amb. Temp. = 22.3°
Test Date -- 02/25/2002 [FCC/OET Bulletin 65 - Supplement C, July 2002]

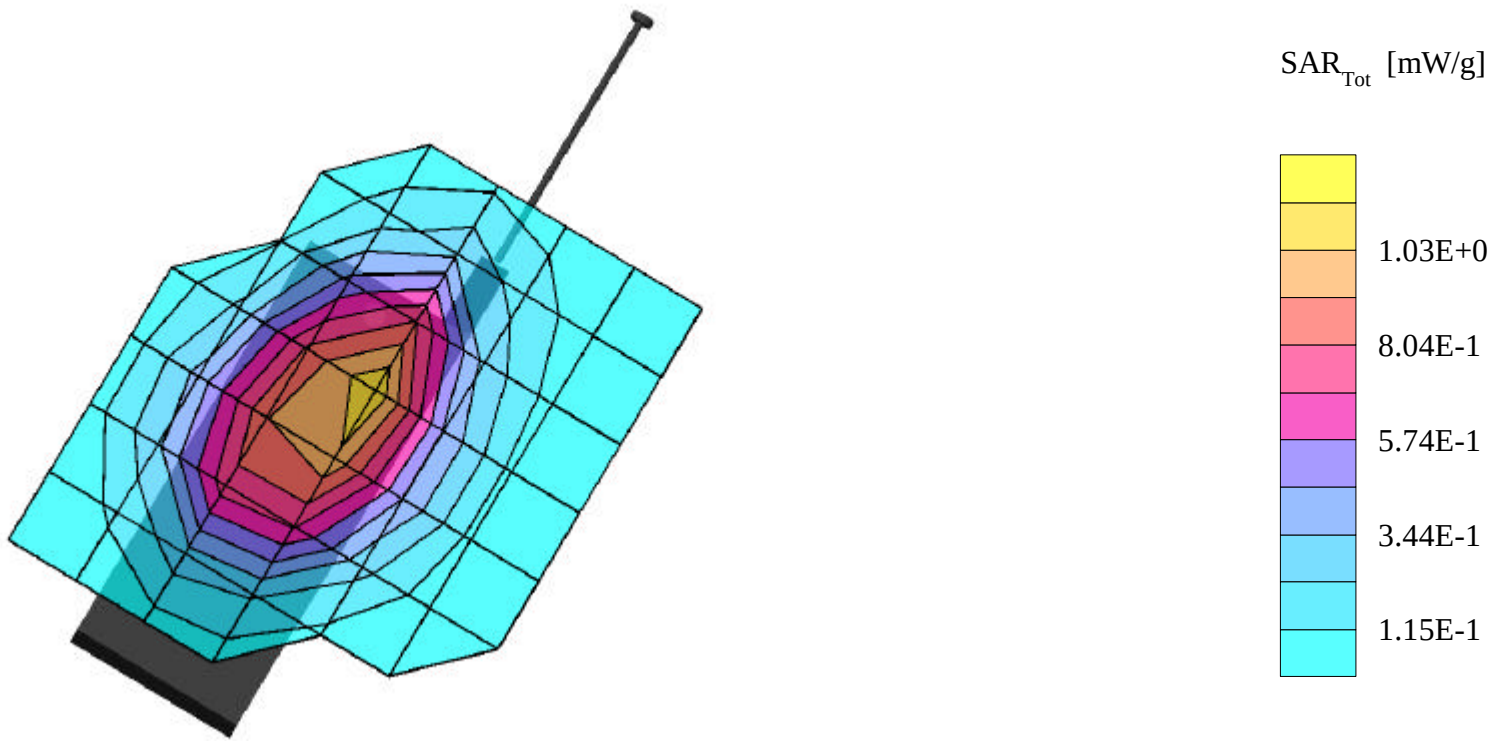

LGE FCC ID: BEJTM240 -- FM Head SAR

SAM Phantom; Left Hand Section; Probe:ET3DV6 - SN1560 -- Probe Cal Date 20/02/02; ConvF(6.78,6.78,6.78)
Med. Parameters 835 MHz Brain: σ = 0.91 mho/m ε_r = 41.7 ρ = 1.00 g/cm^3; Antenna Position -- Out; Crest Factor 1.0
SAR (1g): 0.972 mW/g SAR (10g): 0.623 mW/g

LGE TriMode Phone Model: LG-TM240
FM Mode, Ch.0383 [836.49MHz]; Measured tissue temperature = 22.1°; Standard Battery
Conducted Power = 27.0dBm; Left Head SAR, Ear/15° Tilt position; Amb. Temp. = 22.3°
Test Date -- 02/25/2002 [FCC/OET Bulletin 65 - Supplement C, July 2002]

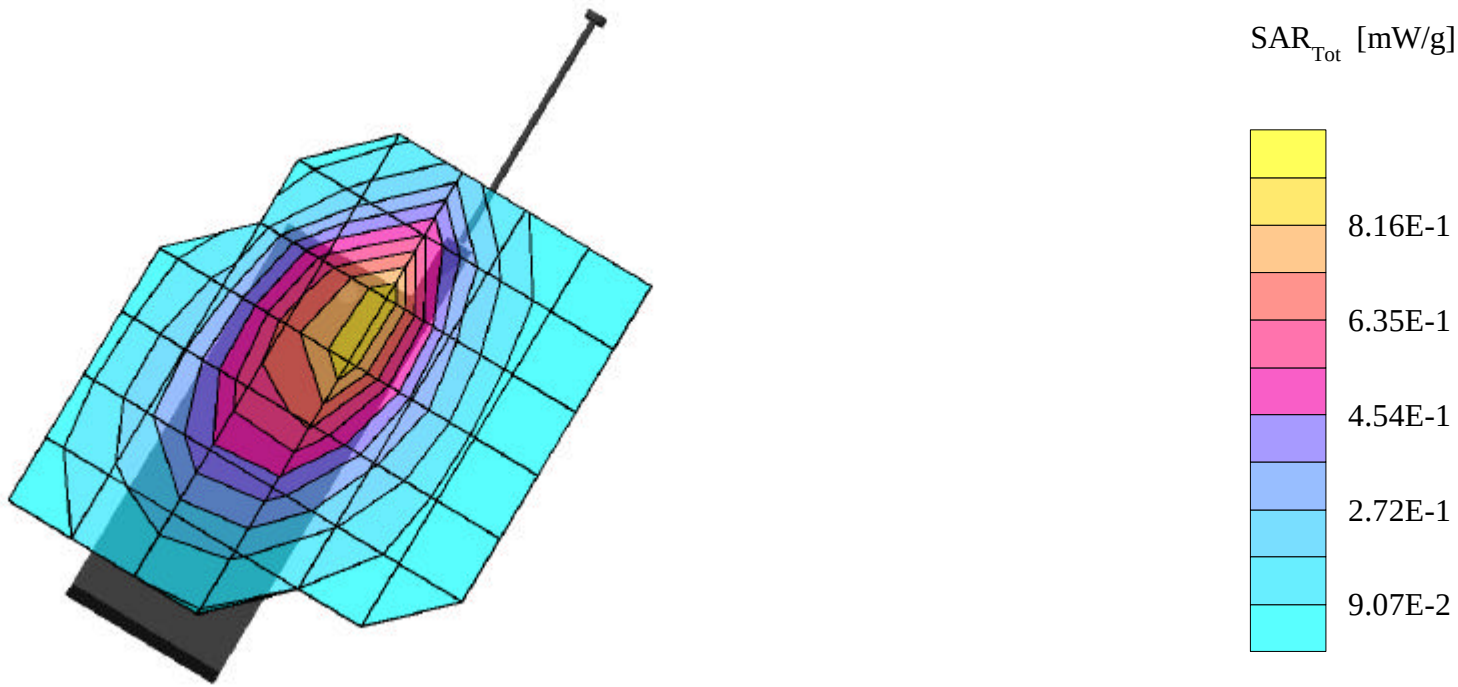

LGE FCC ID: BEJTM240 -- Cellular CDMA Head SAR

SAM Phantom; Left Hand Section; Probe:ET3DV6 - SN1560 -- Probe Cal Date 20/02/02; ConvF(6.78,6.78,6.78)
Med. Parameters 835 MHz Brain: σ = 0.91 mho/m ε_r = 41.7 ρ = 1.00 g/cm^3; Antenna Position -- Out; Crest Factor 1.0
SAR (1g): 0.615 mW/g SAR (10g): 0.424 mW/g

LGE TriMode Phone Model: LG-TM240
Cellular CDMA Mode, Ch.0383 [836.49MHz]; Measured tissue temperature = 22.1°; Standard Battery
Conducted Power = 25.0dBm; Left Head SAR, Cheek/Touch position; Amb. Temp. = 22.3°
Test Date -- 02/25/2002 [FCC/OET Bulletin 65 - Supplement C, July 2002]

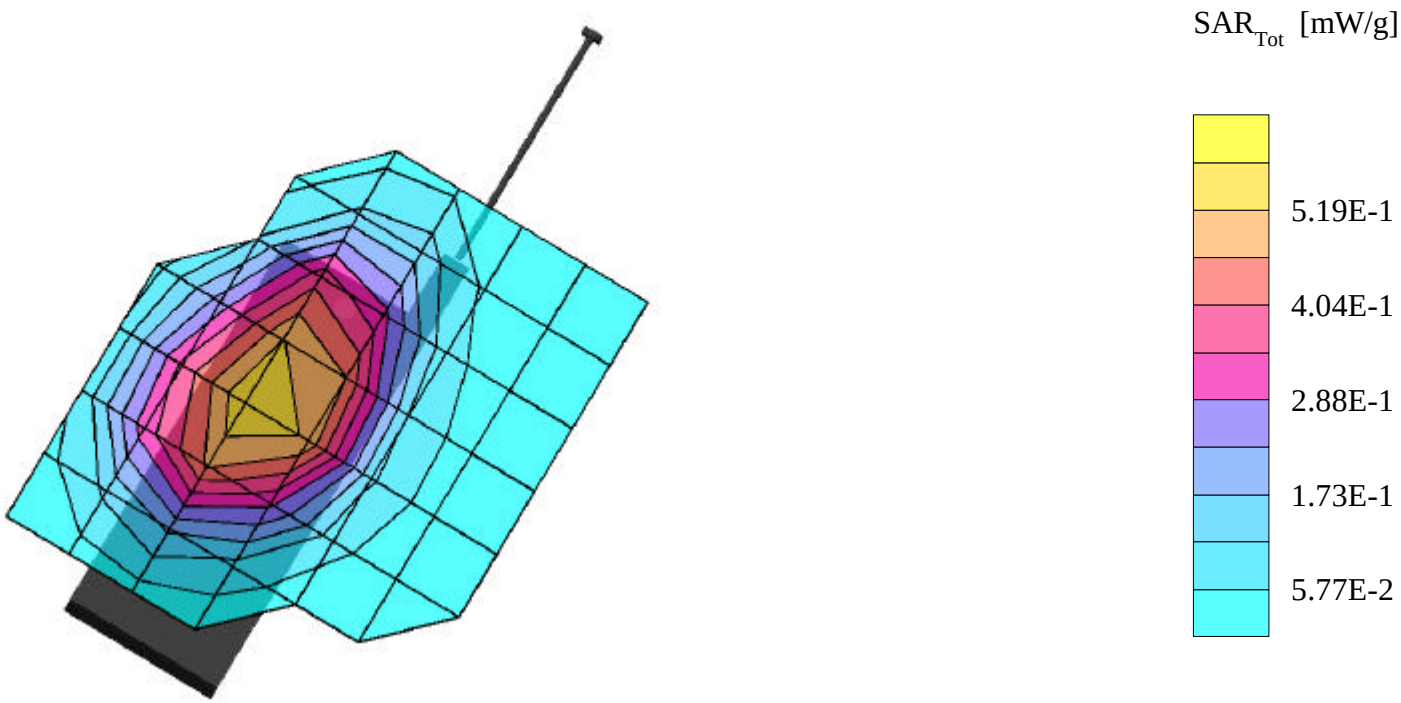

LGE FCC ID: BEJTM240 -- PCS CDMA Head SAR

SAM Phantom; Right Hand Section; Probe:ET3DV6 - SN1560 -- Probe Cal Date 20/02/02; ConvF(5.16,5.16,5.16)
Med. Parameters 1900 MHz Brain: σ = 1.40 mho/m ε_r = 40.2 ρ = 1.00 g/cm^3; Antenna Position -- In; Crest Factor 1.0
SAR (1g): 0.781 mW/g SAR (10g): 0.437 mW/g

LGE TriMode Phone Model: LG-TM240
PCS CDMA Mode, Ch.0025 [1851.25MHz]; Measured tissue temperature = 21.6°; Standard Battery
Conducted Power = 24.0dBm; Right Head SAR, Cheek/Touch position; Amb. Temp. = 21.8°
Test Date -- 02/27/2002 [FCC/OET Bulletin 65 - Supplement C, July 2002]

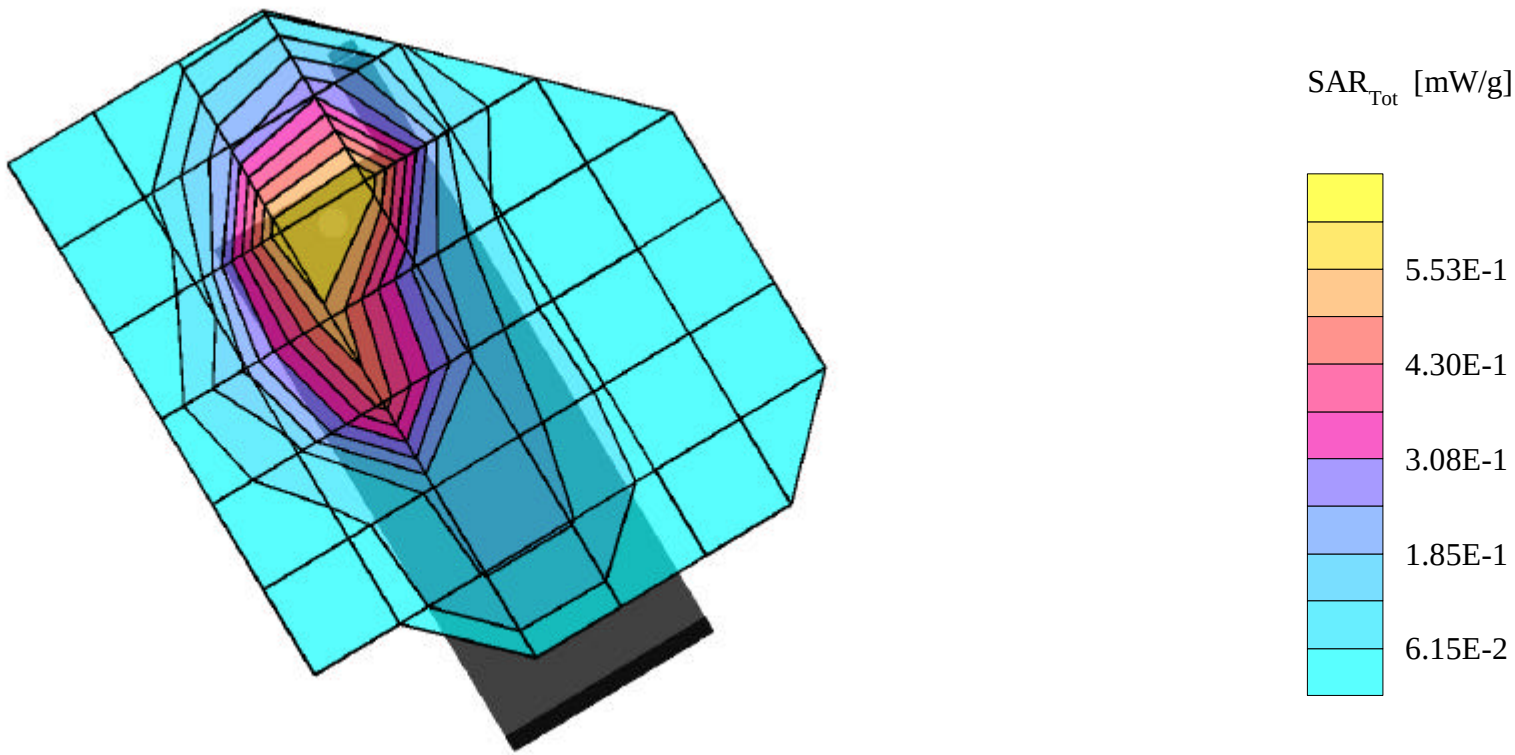

LGE FCC ID: BEJTM240 -- PCS CDMA Head SAR

SAM Phantom; Right Hand Section; Probe:ET3DV6 - SN1560 -- Probe Cal Date 20/02/02; ConvF(5.16,5.16,5.16)
Med. Parameters 1900 MHz Brain: σ = 1.40 mho/m ε_r = 40.2 ρ = 1.00 g/cm^3; Antenna Position -- In; Crest Factor 1.0
SAR (1g): 0.992 mW/g SAR (10g): 0.545 mW/g

LGE TriMode Phone Model: LG-TM240
PCS CDMA Mode, Ch.0025 [1851.25MHz]; Measured tissue temperature = 21.6°; Standard Battery
Conducted Power = 24.0dBm; Right Head SAR, Ear/15° Tilt position; Amb. Temp. = 21.8°
Test Date -- 02/27/2002 [FCC/OET Bulletin 65 - Supplement C, July 2002]

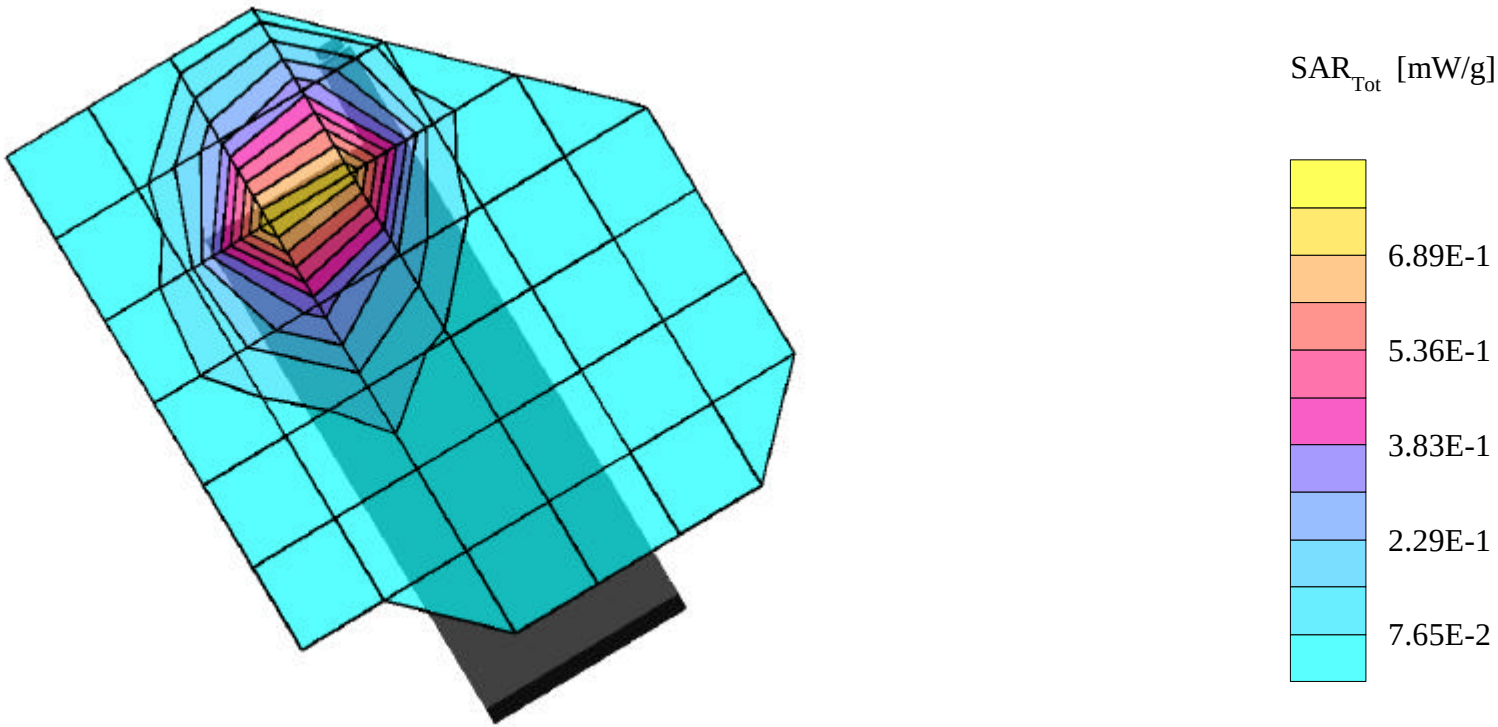

LGE FCC ID: BEJTM240 -- PCS CDMA Head SAR

SAM Phantom; Left Hand Section; Probe:ET3DV6 - SN1560 -- Probe Cal Date 20/02/02; ConvF(5.16,5.16,5.16)
Med. Parameters 1900 MHz Brain: σ = 1.40 mho/m ε_r = 40.2 ρ = 1.00 g/cm^3; Antenna Position -- In; Crest Factor 1.0
SAR (1g): 0.905 mW/g SAR (10g): 0.495 mW/g

LGE TriMode Phone Model: LG-TM240
PCS CDMA Mode, Ch.0025 [1851.25MHz]; Measured tissue temperature = 21.6°; Standard Battery
Conducted Power = 24.0dBm; Left Head SAR, Cheek/Touch position; Amb. Temp. = 21.8°
Test Date -- 02/27/2002 [FCC/OET Bulletin 65 - Supplement C, July 2002]

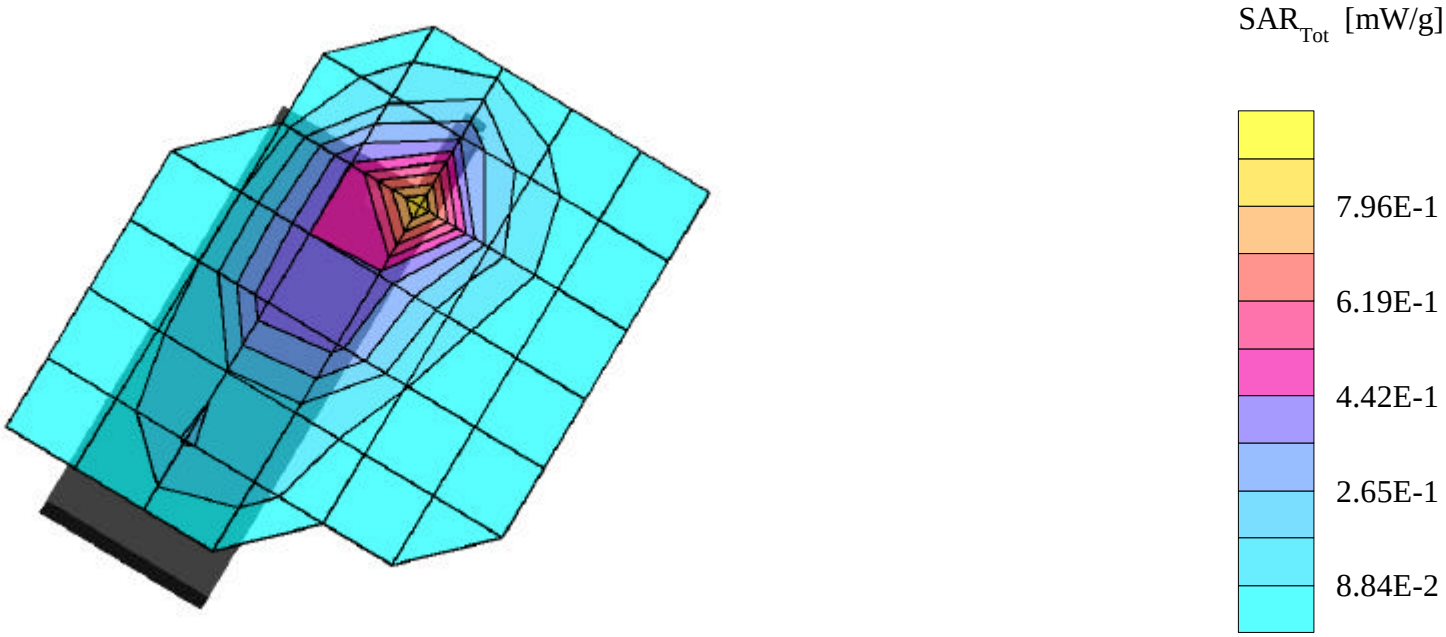

LGE FCC ID: BEJTM240 -- PCS CDMA Head SAR

SAM Phantom; Left Hand Section; Probe:ET3DV6 - SN1560 -- Probe Cal Date 20/02/02; ConvF(5.16,5.16,5.16)
Med. Parameters 1900 MHz Brain: σ = 1.40 mho/m ε_r = 40.2 ρ = 1.00 g/cm^3; Antenna Position -- In; Crest Factor 1.0
SAR (1g): 1.28 mW/g SAR (10g): 0.675 mW/g

LGE TriMode Phone Model: LG-TM240
PCS CDMA Mode, Ch.0025 [1851.25MHz]; Measured tissue temperature = 21.6°; Standard Battery
Conducted Power = 24.0dBm; Left Head SAR, Ear/15° Tilt position; Amb. Temp. = 21.8°
Test Date -- 02/27/2002 [FCC/OET Bulletin 65 - Supplement C, July 2002]

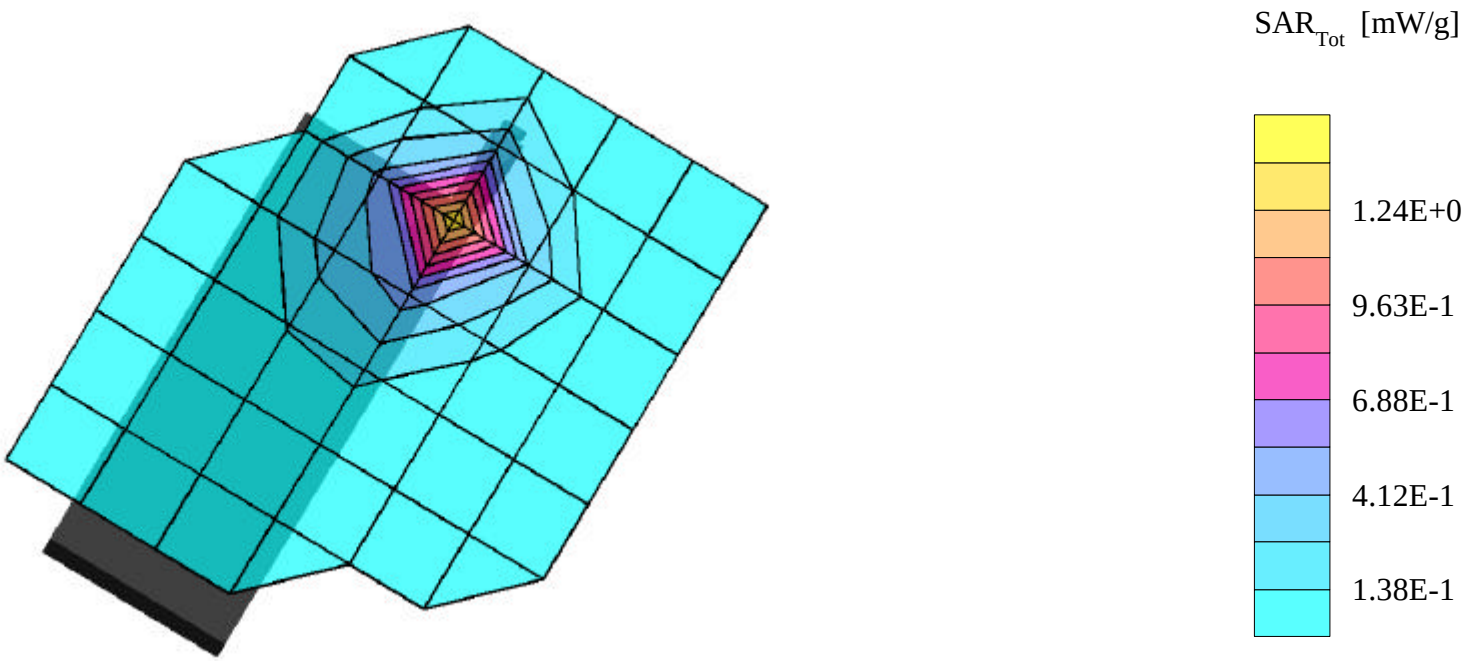

LGE FCC ID: BEJTM240 -- FM Body SAR

SAM Phantom; Flat Section; Probe:ET3DV6 - SN1560 -- Probe Cal Date 20/02/02; ConvF(6.52,6.52,6.52)
Med. Parameters 835 MHz Muscle: σ = 0.98 mho/m ε_r = 55.0 ρ = 1.00 g/cm^3; Antenna Position -- Out; Crest Factor 1.0
SAR (1g): 0.901 mW/g SAR (10g): 0.642 mW/g

LGE TriMode Phone Model: LG-TM240
FM Mode, Ch.0383 [836.49MHz]; Measured tissue temperature = 22.0°; Amb. Temp. = 22.2°; Standard Battery
Conducted Power = 27.0dBm; Flat Phantom; Spacing = 1.5cm from flat phantom to back (antenna side) of phone, No BeltClip/No Holster
Test Date -- 02/29/2002 [FCC/OET Bulletin 65 - Supplement C, July 2002]

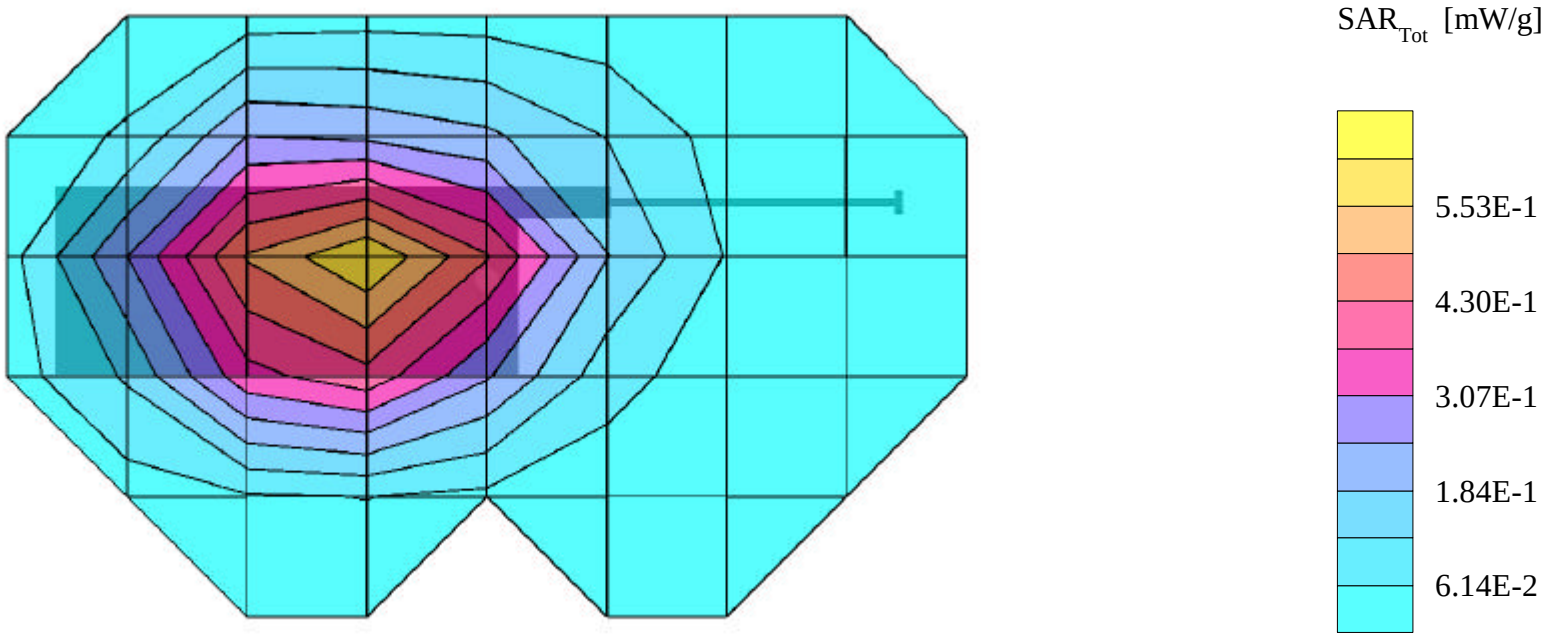

LGE FCC ID: BEJTM240 -- Cellular CDMA Body SAR

SAM Phantom; Flat Section; Probe:ET3DV6 - SN1560 -- Probe Cal Date 20/02/02; ConvF(6.52,6.52,6.52)

Med. Parameters 835 MHz Muscle: σ = 0.98 mho/m ε_r = 55.0 ρ = 1.00 g/cm^3; Antenna Position -- Out; Crest Factor 1.0

SAR (1g): 0.515 mW/g SAR (10g): 0.366 mW/g

LGE TriMode Phone Model: LG-TM240

Cellular CDMA Mode, Ch.0383 [836.49MHz]; Measured tissue temperature = 22.0°; Amb. Temp. = 22.2°; Standard Battery

Conducted Power = 25.0dBm; Flat Phantom; Spacing = 1.5cm from flat phantom to back (antenna side) of phone, No BeltClip/No Holster

Test Date -- 02/29/2002 [FCC/OET Bulletin 65 - Supplement C, July 2002]

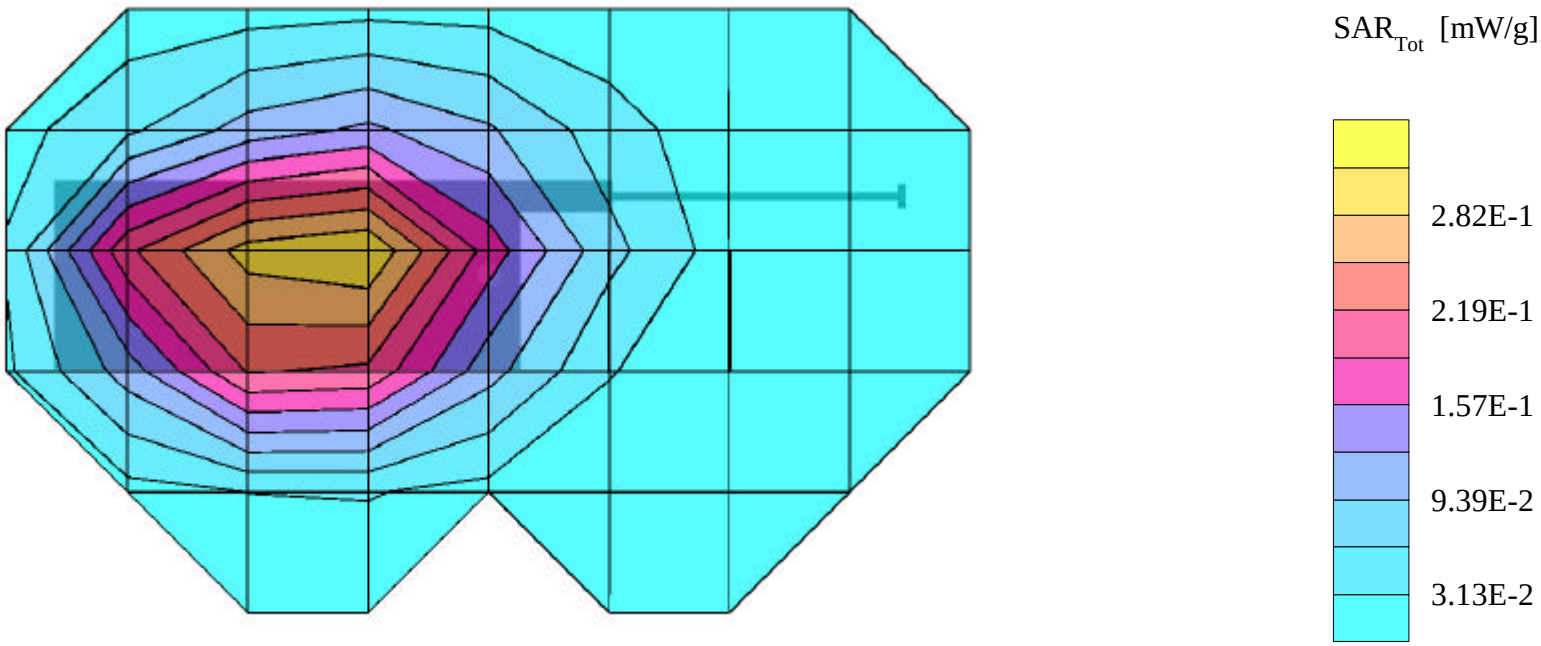

LGE FCC ID: BEJTM240 -- PCS CDMA Body SAR

SAM Phantom; Flat Section; Probe:ET3DV6 - SN1560 -- Probe Cal Date 20/02/02; ConvF(4.70,4.70,4.70)

Med. Parameters 1900 MHz Muscle: σ = 1.56 mho/m ε_r = 53.1 ρ = 1.00 g/cm^3; Antenna Position -- In; Crest Factor 1.0

SAR (1g): 0.246 mW/g SAR (10g): 0.149 mW/g

LGE TriMode Phone Model: LG-TM240

PCS CDMA Mode, Ch.0600 [1880.00MHz]; Measured tissue temperature = 21.8°; Amb. Temp. = 22.0°; Standard Battery

Conducted Power = 24.0dBm; Flat Phantom; Spacing = 1.5cm from flat phantom to back (antenna side) of phone, No BeltClip/No Holster
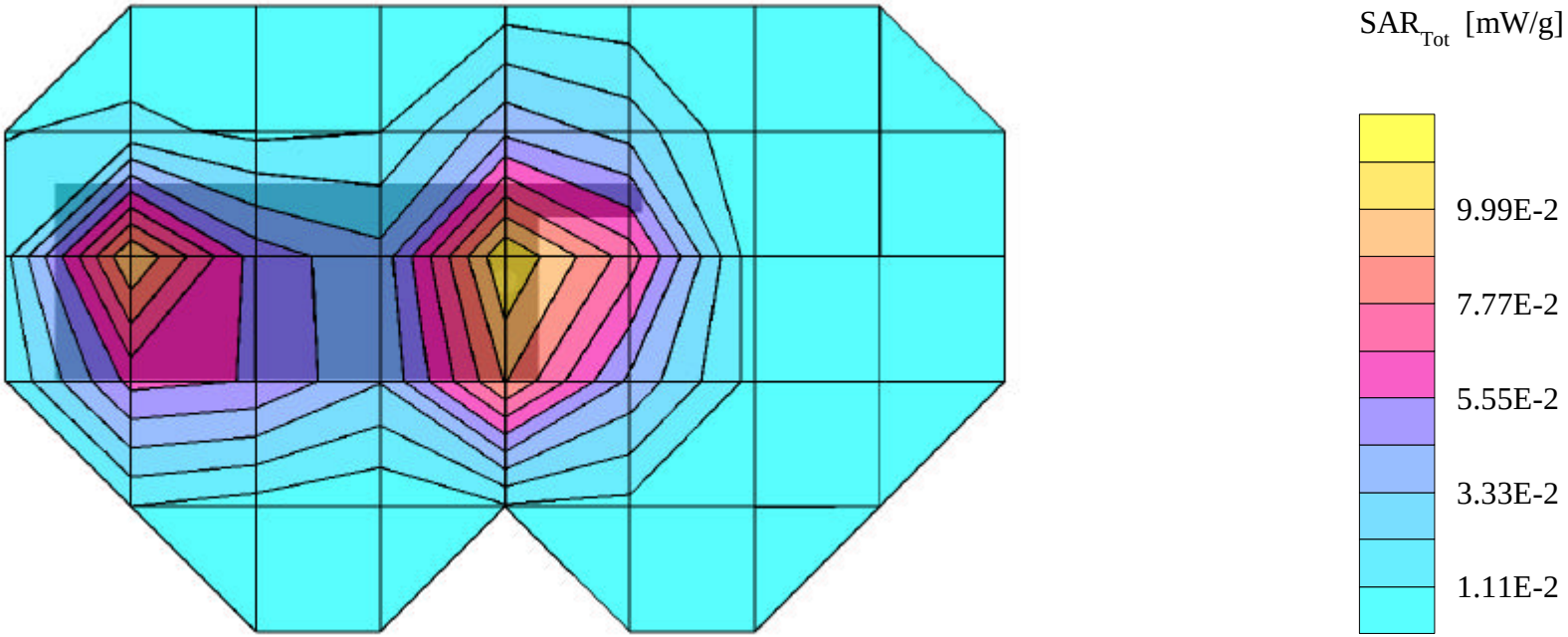
Test Date -- 02/28/2002 [FCC/OET Bulletin 65 - Supplement C, July 2002]