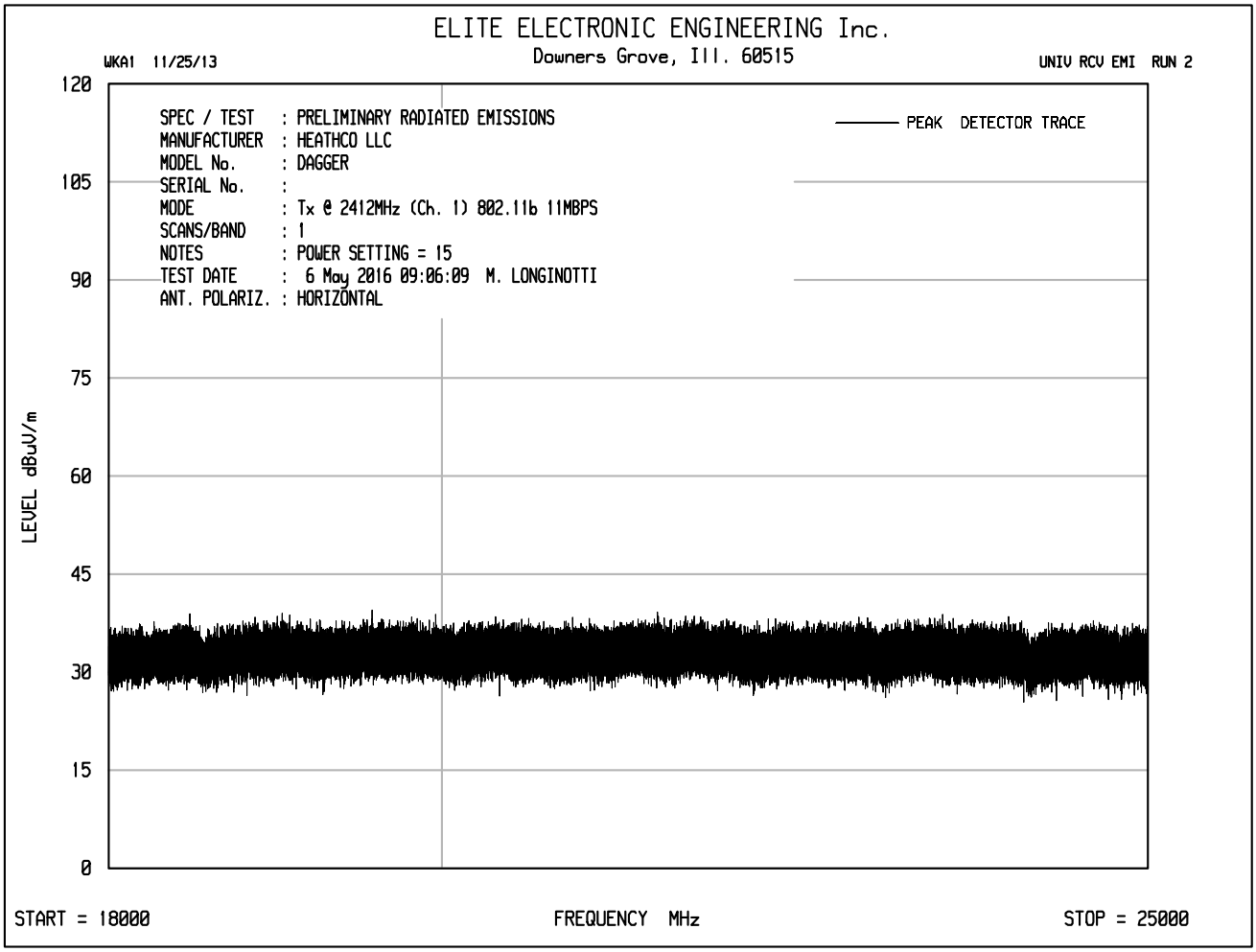
ELITE ELECTRONIC ENGINEERING Inc.
Downers Grove, Ill. 60515
WKA1 11/25/13
UNIV RCV EMI RUN 2
SPEC / TEST : PRELIMINARY RADIATED EMISSIONS
MANUFACTURER : HEATHCO LLC
MODEL No. : DAGGER
SERIAL No. :
MODE : Tx @ 2412MHz (Ch. 1) 802.11b 11MBPS
SCANS/BAND : 1
NOTES : POWER SETTING = 15
TEST DATE : 6 May 2016 09:06:09 M. LONGINOTTI
ANT. POLARIZ. : HORIZONTAL
PEAK DETECTOR TRACE
LEVEL dBuV/m
120
105
90
75
60
45
30
15
0
START = 18000
FREQUENCY MHz
STOP = 25000

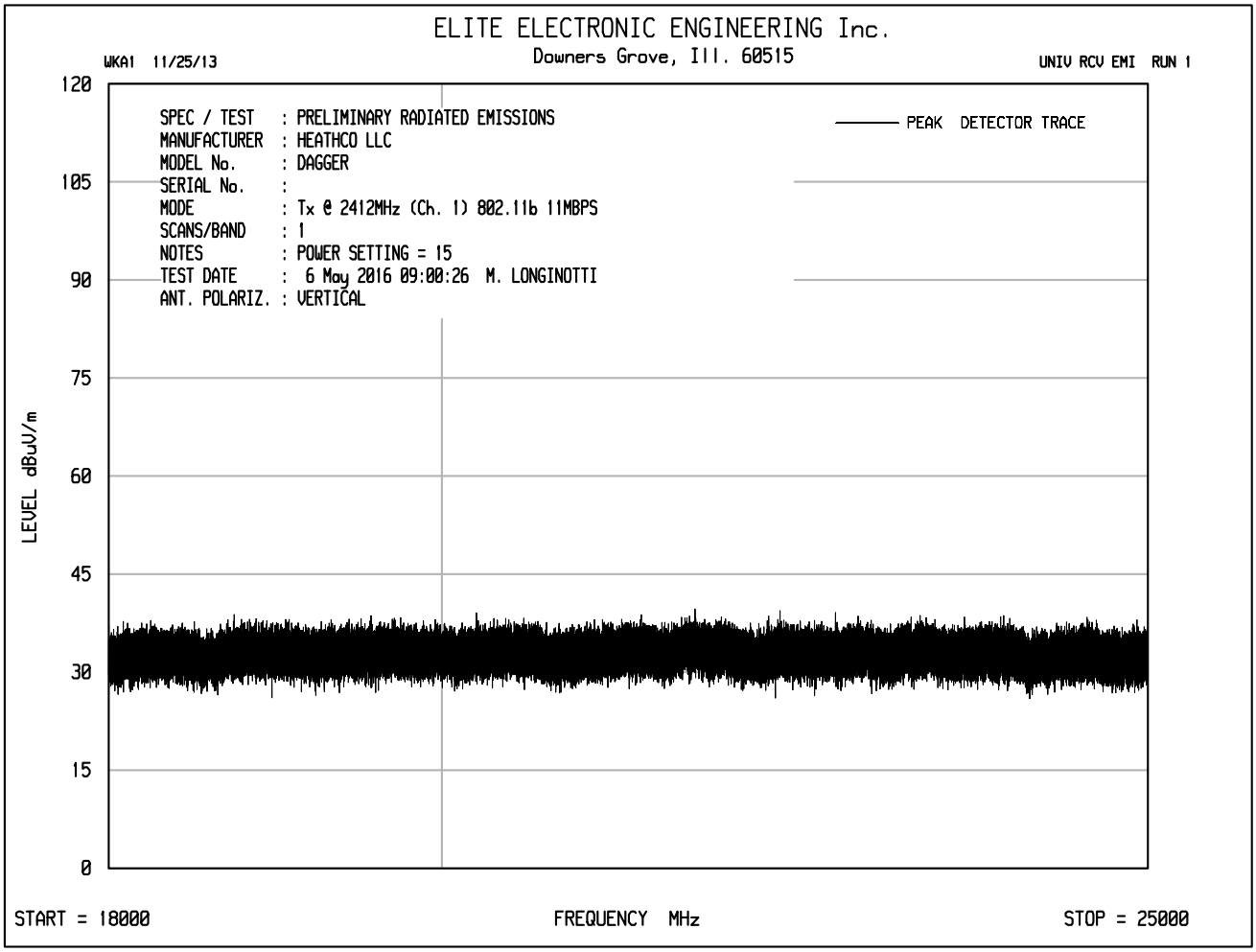
ELITE ELECTRONIC ENGINEERING Inc.
Downers Grove, Ill. 60515
WKA1 11/25/13
UNIV RCV EMI RUN 1
SPEC / TEST : PRELIMINARY RADIATED EMISSIONS
MANUFACTURER : HEATHCO LLC
MODEL No. : DAGGER
SERIAL No. :
MODE : Tx @ 2412MHz (Ch. 1) 802.11b 11MBPS
SCANS/BAND : 1
NOTES : POWER SETTING = 15
TEST DATE : 6 May 2016 09:00:26 M. LONGINOTTI
ANT. POLARIZ. : VERTICAL
PEAK DETECTOR TRACE
LEVEL dBuV/m
120
105
90
75
60
45
30
15
0
START = 18000
FREQUENCY MHz
STOP = 25000

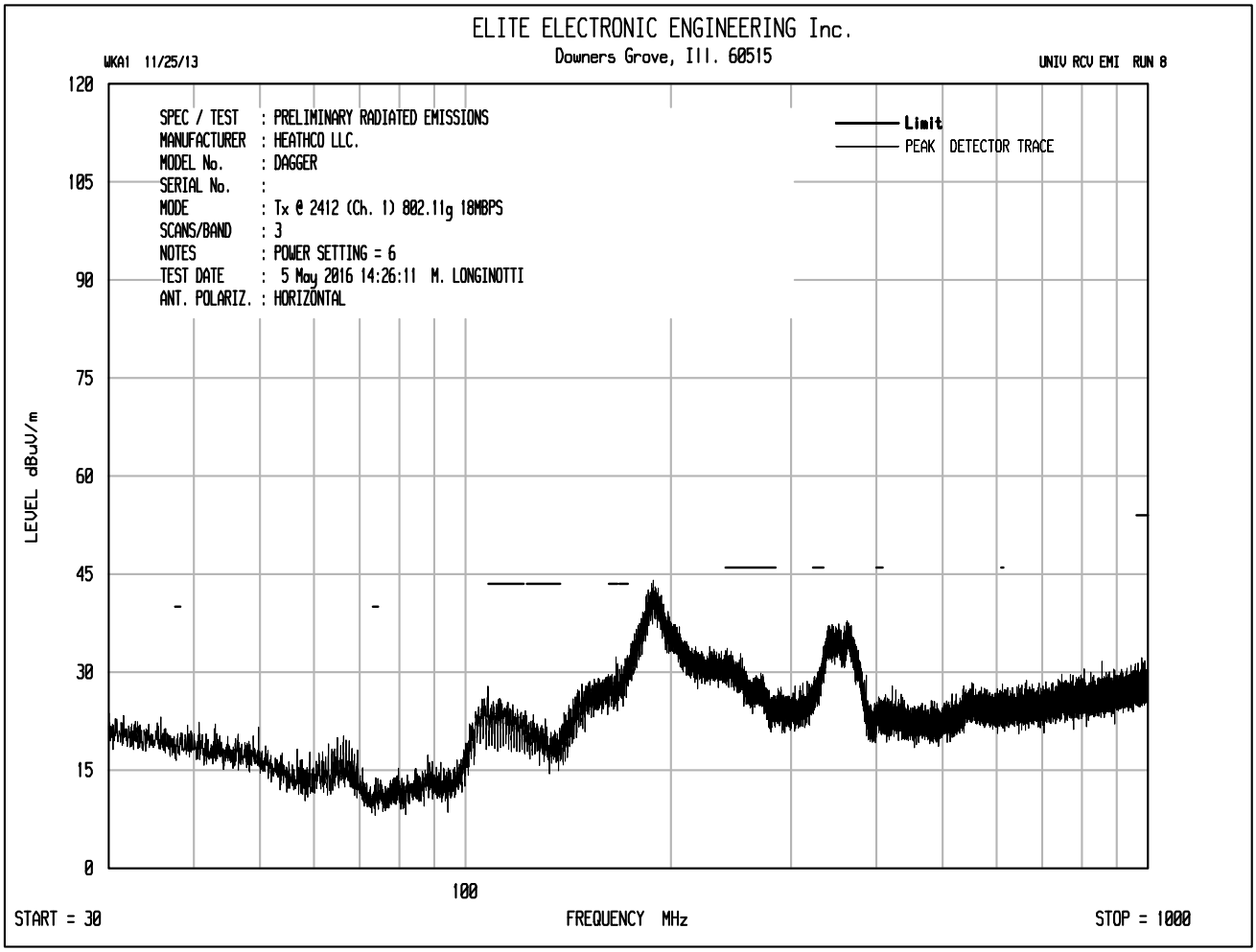
ELITE ELECTRONIC ENGINEERING Inc.
Downers Grove, Ill. 60515
WKA1 11/25/13
UNIV RCV EMI RUN 8
SPEC / TEST : PRELIMINARY RADIATED EMISSIONS
MANUFACTURER : HEATHCO LLC.
MODEL No. : DAGGER
SERIAL No. :
MODE : Tx @ 2412 (Ch. 1) 802.11g 18MBPS
SCANS/BAND : 3
NOTES : POWER SETTING = 6
TEST DATE : 5 May 2016 14:26:11 M. LONGINOTTI
ANT. POLARIZ. : HORIZONTAL
Limit
PEAK DETECTOR TRACE
LEVEL dBuV/m
120
105
90
75
60
45
30
15
0
100
START = 30
FREQUENCY MHz
STOP = 1000

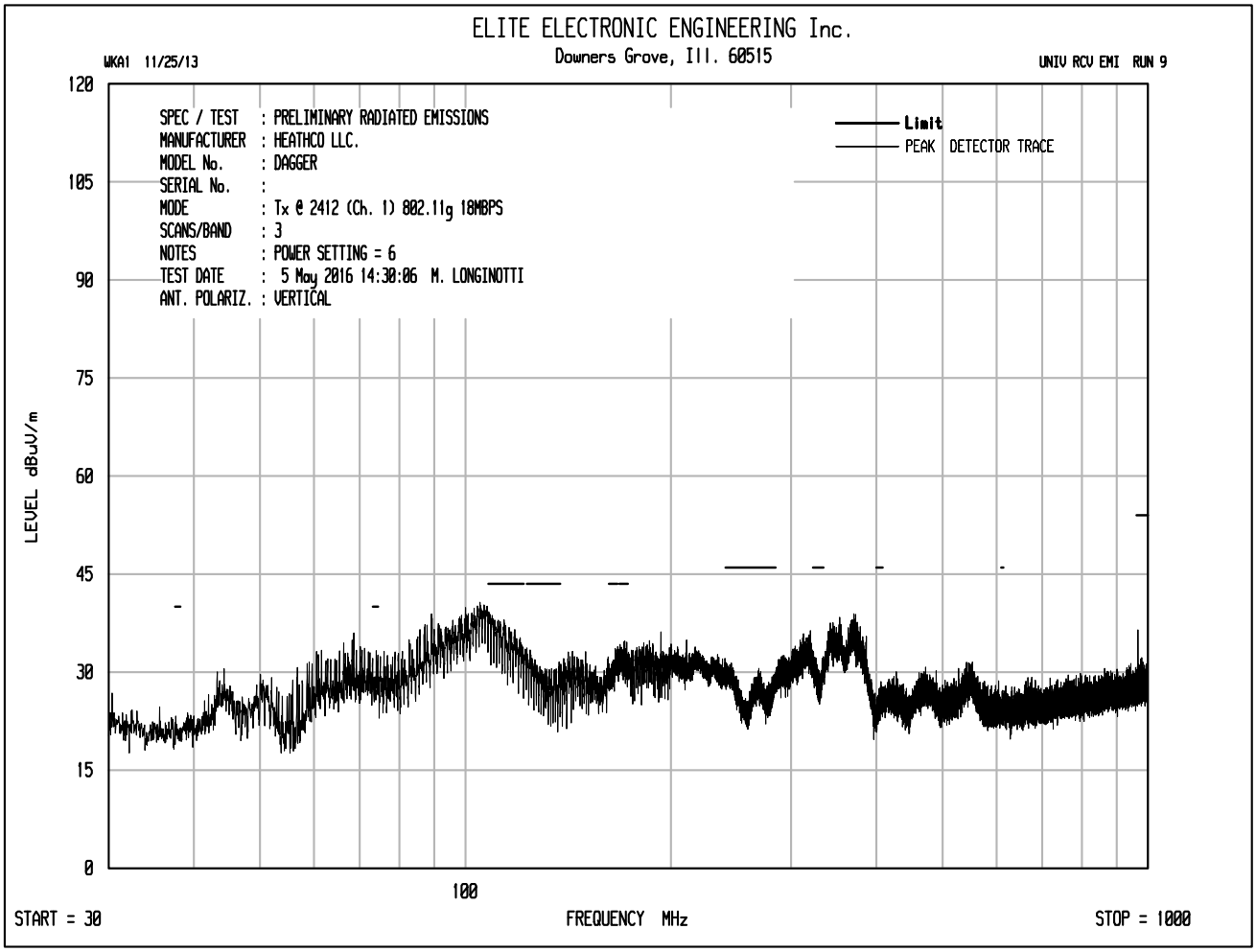
ELITE ELECTRONIC ENGINEERING Inc.
Downers Grove, Ill. 60515
WKA1 11/25/13
UNIV RCV EMI RUN 9
SPEC / TEST : PRELIMINARY RADIATED EMISSIONS
MANUFACTURER : HEATHCO LLC.
MODEL No. : DAGGER
SERIAL No. :
MODE : Tx @ 2412 (Ch. 1) 802.11g 18MBPS
SCANS/BAND : 3
NOTES : POWER SETTING = 6
TEST DATE : 5 May 2016 14:30:06 M. LONGINOTTI
ANT. POLARIZ. : VERTICAL
Limit
PEAK DETECTOR TRACE
LEVEL dBuV/m
120
105
90
75
60
45
30
15
0
100
START = 30
FREQUENCY MHz
STOP = 1000

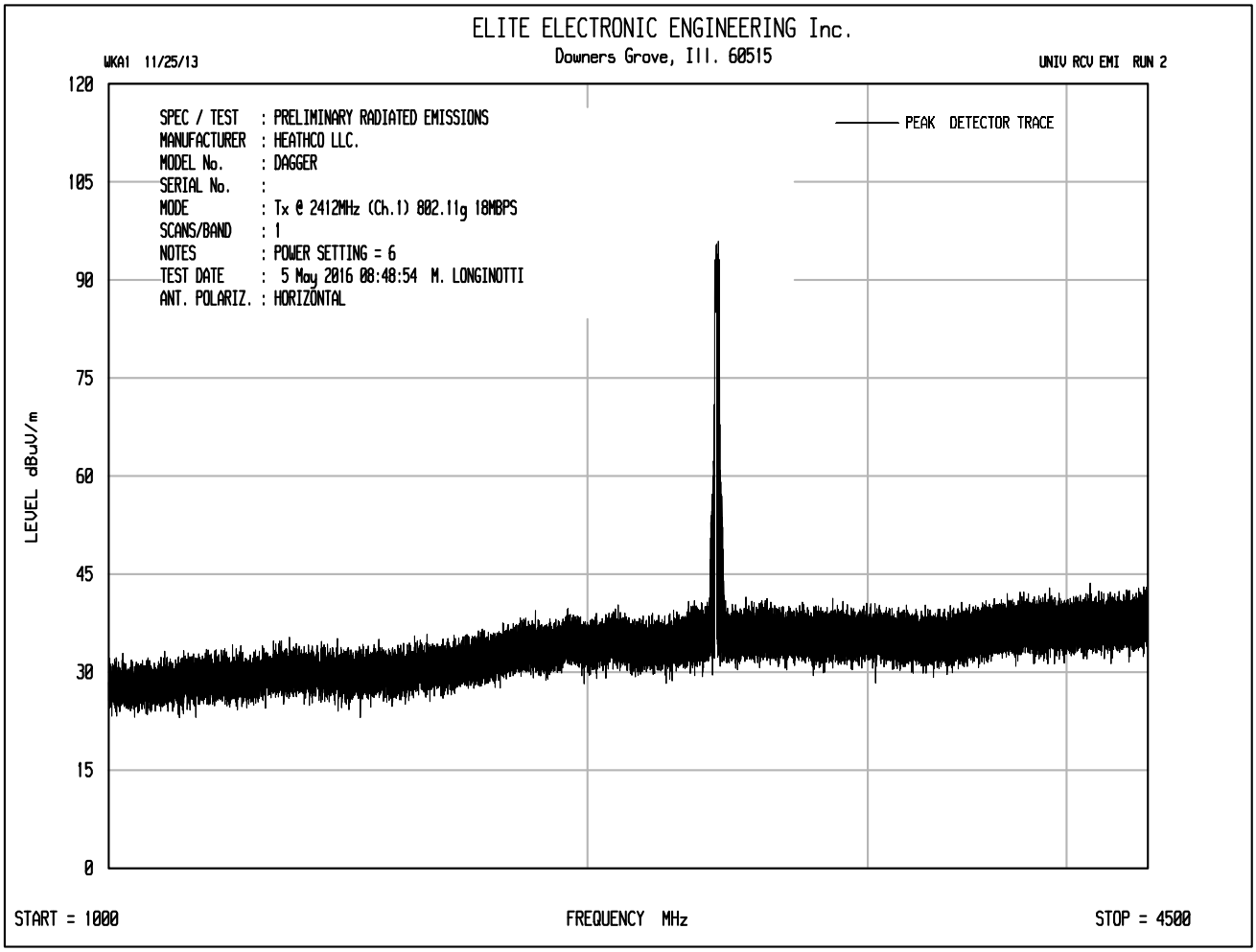
ELITE ELECTRONIC ENGINEERING Inc.
Downers Grove, Ill. 60515
WKA1 11/25/13
UNIV RCV EMI RUN 2
SPEC / TEST : PRELIMINARY RADIATED EMISSIONS
MANUFACTURER : HEATHCO LLC.
MODEL No. : DAGGER
SERIAL No. :
MODE : Tx @ 2412MHz (Ch.1) 802.11g 18MBPS
SCANS/BAND : 1
NOTES : POWER SETTING = 6
TEST DATE : 5 May 2016 08:48:54 M. LONGINOTTI
ANT. POLARIZ. : HORIZONTAL
PEAK DETECTOR TRACE
LEVEL dBuV/m
120
105
90
75
60
45
30
15
0
START = 1000
FREQUENCY MHz
STOP = 4500

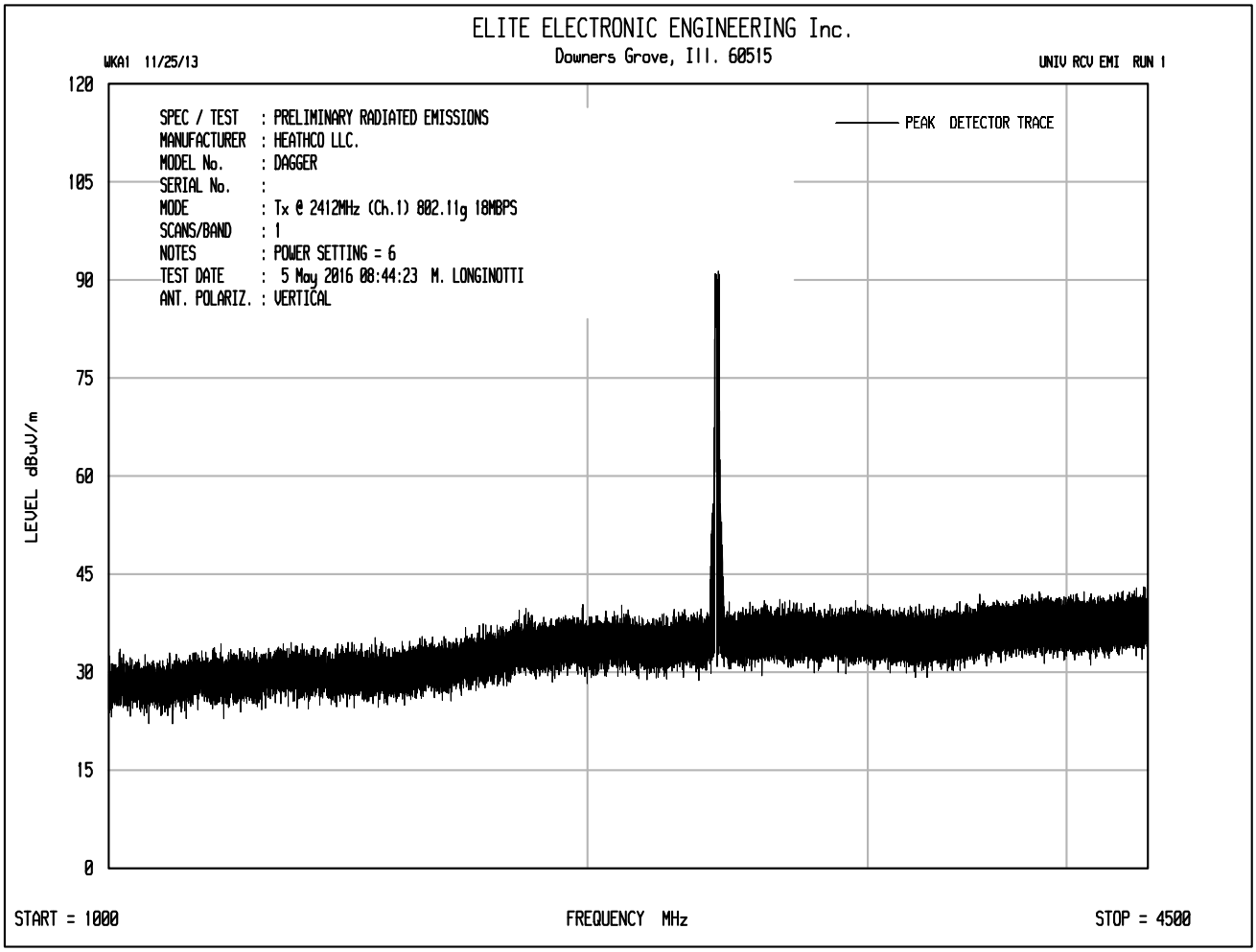
ELITE ELECTRONIC ENGINEERING Inc.
Downers Grove, Ill. 60515
WKA1 11/25/13
UNIV RCV EMI RUN 1
SPEC / TEST : PRELIMINARY RADIATED EMISSIONS
MANUFACTURER : HEATHCO LLC.
MODEL No. : DAGGER
SERIAL No. :
MODE : Tx @ 2412MHz (Ch.1) 802.11g 18MBPS
SCANS/BAND : 1
NOTES : POWER SETTING = 6
TEST DATE : 5 May 2016 08:44:23 M. LONGINOTTI
ANT. POLARIZ. : VERTICAL
PEAK DETECTOR TRACE
LEVEL dBuV/m
120
105
90
75
60
45
30
15
0
START = 1000
FREQUENCY MHz
STOP = 4500

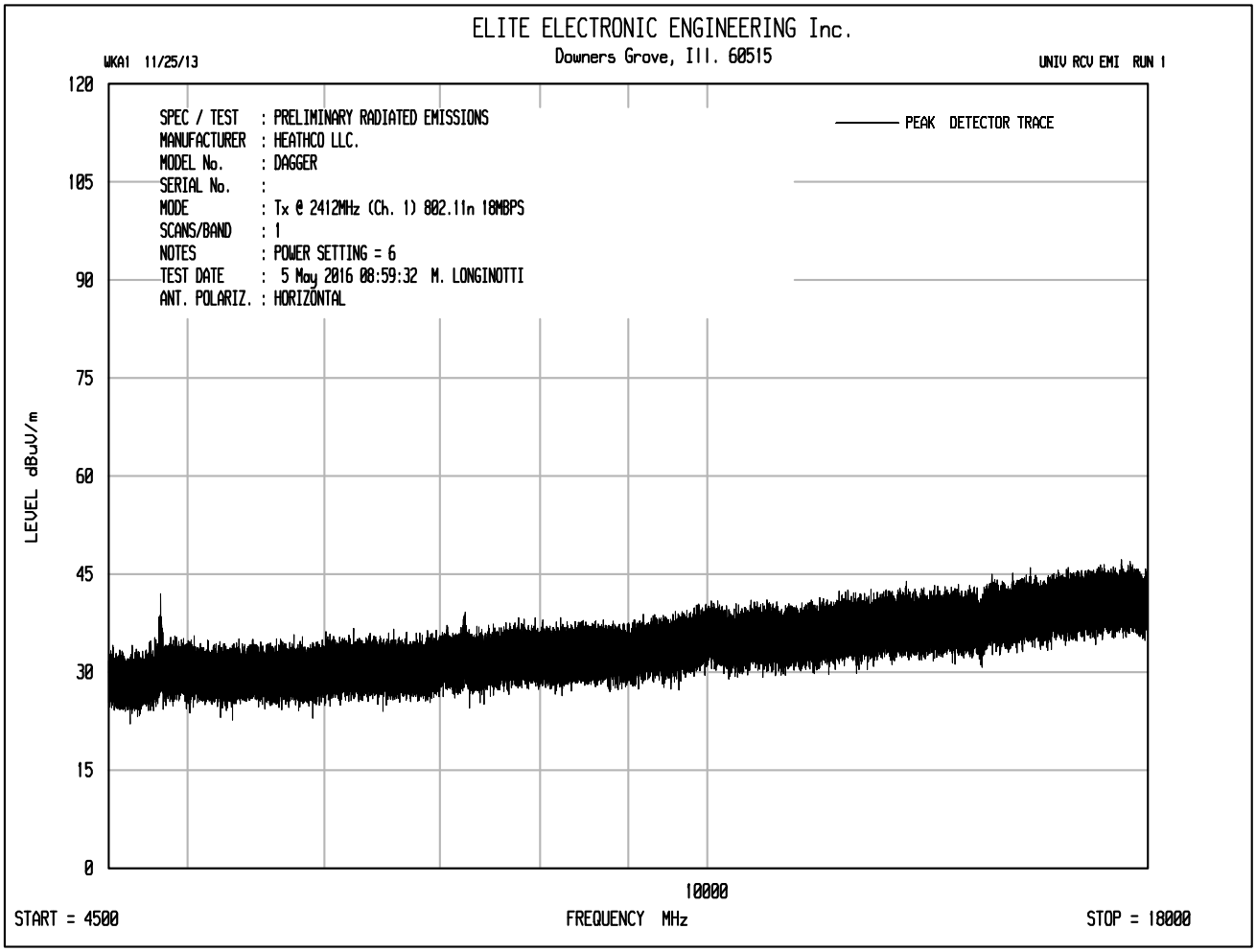
ELITE ELECTRONIC ENGINEERING Inc.
Downers Grove, Ill. 60515
WKA1 11/25/13
UNIV RCV EMI RUN 1
SPEC / TEST : PRELIMINARY RADIATED EMISSIONS
MANUFACTURER : HEATHCO LLC.
MODEL No. : DAGGER
SERIAL No. :
MODE : Tx @ 2412MHz (Ch. 1) 802.11n 18MBPS
SCANS/BAND : 1
NOTES : POWER SETTING = 6
TEST DATE : 5 May 2016 08:59:32 M. LONGINOTTI
ANT. POLARIZ. : HORIZONTAL
PEAK DETECTOR TRACE
LEVEL dBuV/m
120
105
90
75
60
45
30
15
0
10000
START = 4500
FREQUENCY MHz
STOP = 18000

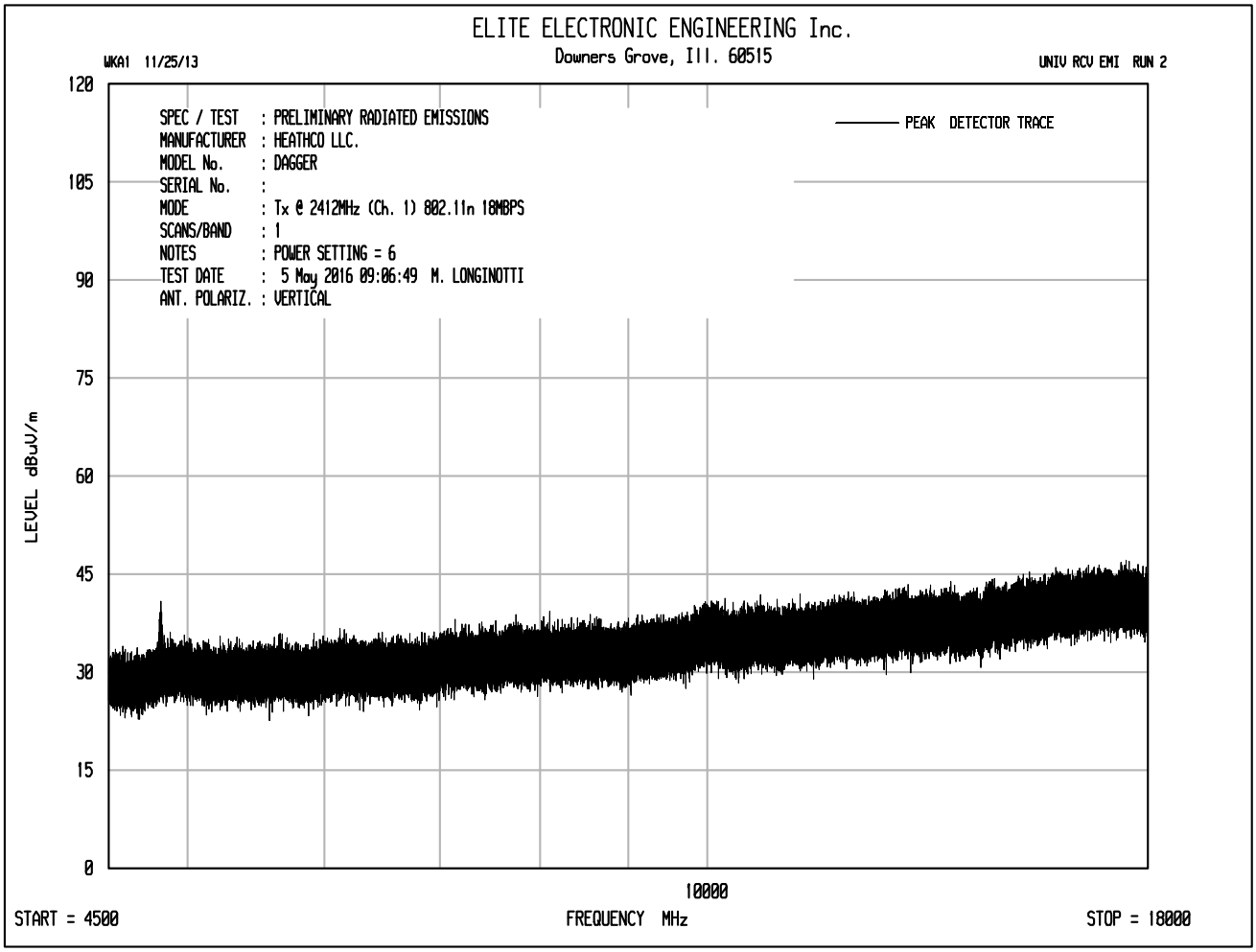
ELITE ELECTRONIC ENGINEERING Inc.
Downers Grove, Ill. 60515
WKA1 11/25/13
UNIV RCV EMI RUN 2
SPEC / TEST : PRELIMINARY RADIATED EMISSIONS
MANUFACTURER : HEATHCO LLC.
MODEL No. : DAGGER
SERIAL No. :
MODE : Tx @ 2412MHz (Ch. 1) 802.11n 18MBPS
SCANS/BAND : 1
NOTES : POWER SETTING = 6
TEST DATE : 5 May 2016 09:06:49 M. LONGINOTTI
ANT. POLARIZ. : VERTICAL
PEAK DETECTOR TRACE
LEVEL dBuV/m
120
105
90
75
60
45
30
15
0
10000
START = 4500
FREQUENCY MHz
STOP = 18000

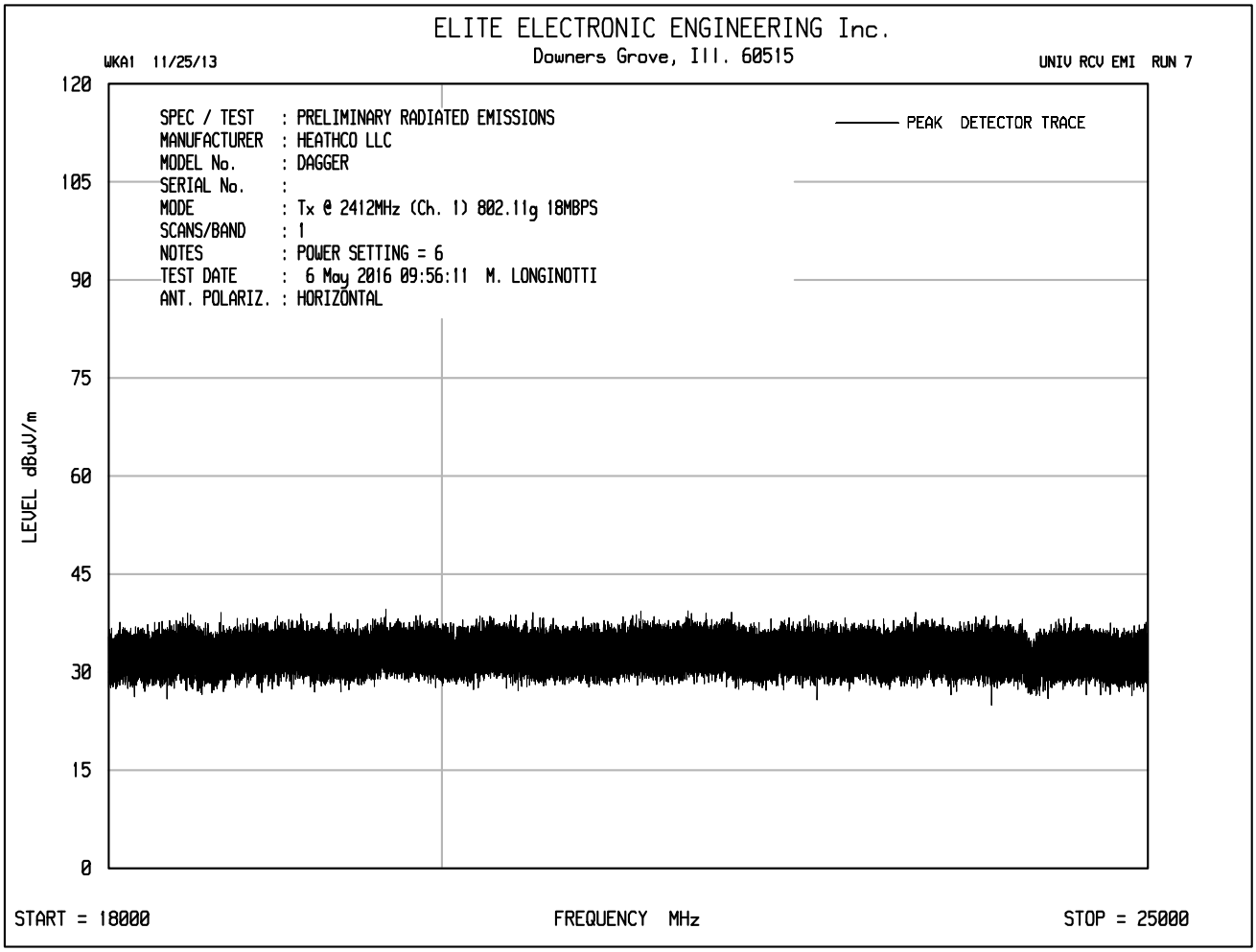
ELITE ELECTRONIC ENGINEERING Inc.
Downers Grove, Ill. 60515
WKA1 11/25/13
UNIV RCV EMI RUN 7
SPEC / TEST : PRELIMINARY RADIATED EMISSIONS
MANUFACTURER : HEATHCO LLC
MODEL No. : DAGGER
SERIAL No. :
MODE : Tx @ 2412MHz (Ch. 1) 802.11g 18MBPS
SCANS/BAND : 1
NOTES : POWER SETTING = 6
TEST DATE : 6 May 2016 09:56:11 M. LONGINOTTI
ANT. POLARIZ. : HORIZONTAL
PEAK DETECTOR TRACE
LEVEL dBuV/m
120
105
90
75
60
45
30
15
0
START = 18000
FREQUENCY MHz
STOP = 25000

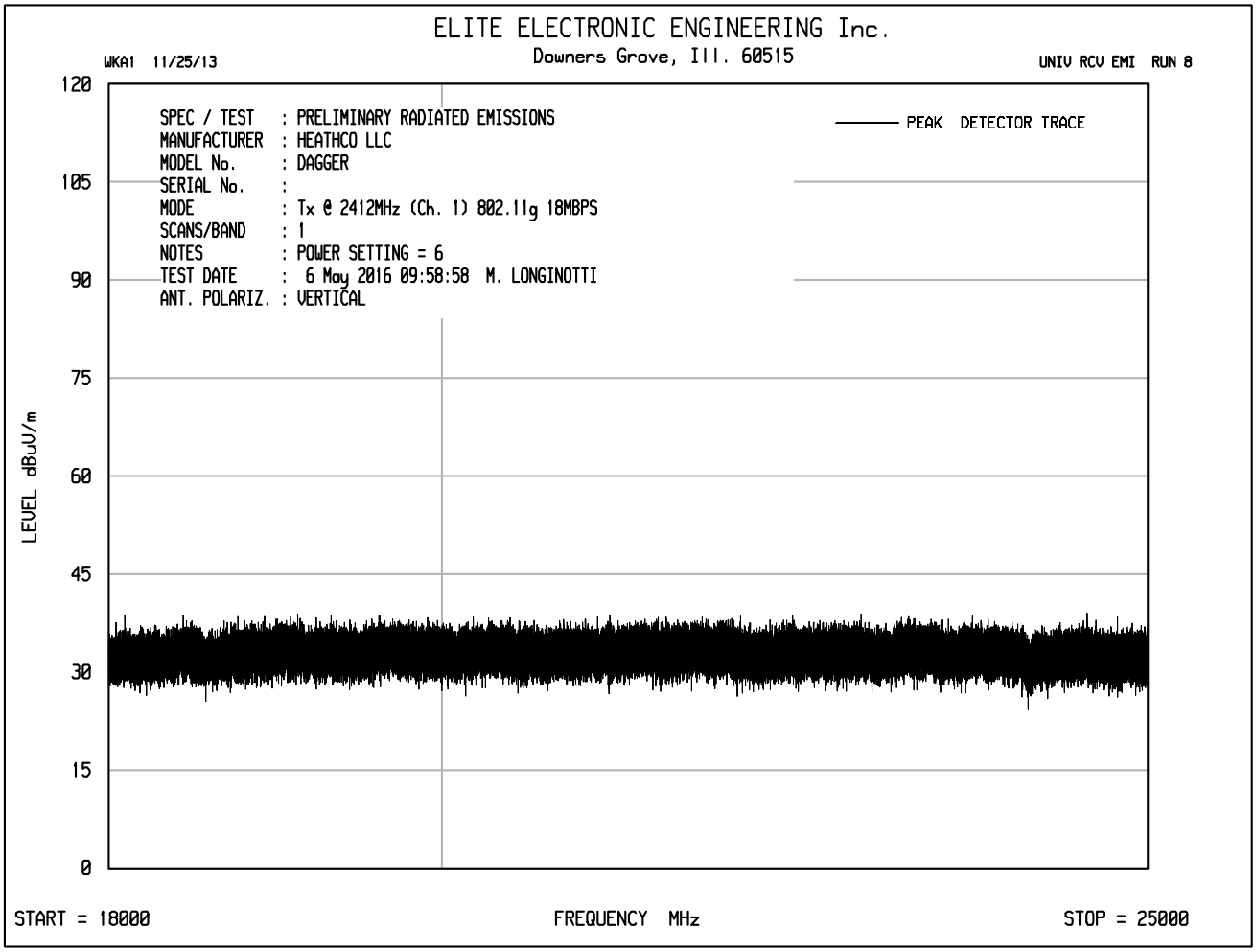
ELITE ELECTRONIC ENGINEERING Inc.
Downers Grove, Ill. 60515
WKA1 11/25/13
UNIV RCV EMI RUN 8
SPEC / TEST : PRELIMINARY RADIATED EMISSIONS
MANUFACTURER : HEATHCO LLC
MODEL No. : DAGGER
SERIAL No. :
MODE : Tx @ 2412MHz (Ch. 1) 802.11g 18MBPS
SCANS/BAND : 1
NOTES : POWER SETTING = 6
TEST DATE : 6 May 2016 09:58:58 M. LONGINOTTI
ANT. POLARIZ. : VERTICAL
PEAK DETECTOR TRACE
LEVEL dBuV/m
120
105
90
75
60
45
30
15
0
START = 18000
FREQUENCY MHz
STOP = 25000

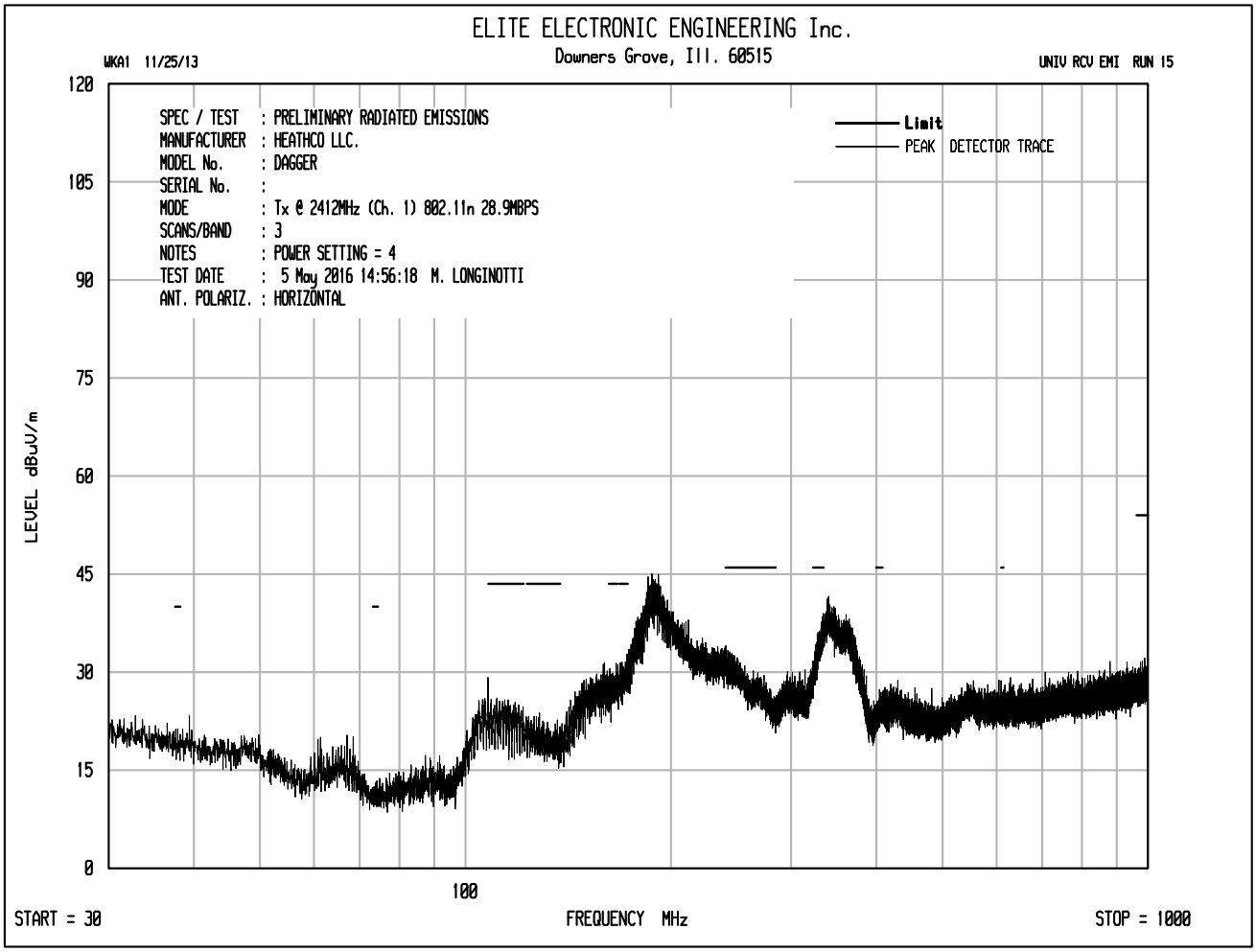
ELITE ELECTRONIC ENGINEERING Inc.
Downers Grove, Ill. 60515
WKA1 11/25/13
UNIV RCV EMI RUN 15
SPEC / TEST : PRELIMINARY RADIATED EMISSIONS
MANUFACTURER : HEATHCO LLC.
MODEL No. : DAGGER
SERIAL No. :
MODE : Tx @ 2412MHz (Ch. 1) 802.11n 28.9MBPS
SCANS/BAND : 3
NOTES : POWER SETTING = 4
TEST DATE : 5 May 2016 14:56:18 M. LONGINOTTI
ANT. POLARIZ. : HORIZONTAL
Limit
PEAK DETECTOR TRACE
LEVEL dBuV/m
120
105
90
75
60
45
30
15
0
100
START = 30
FREQUENCY MHz
STOP = 1000

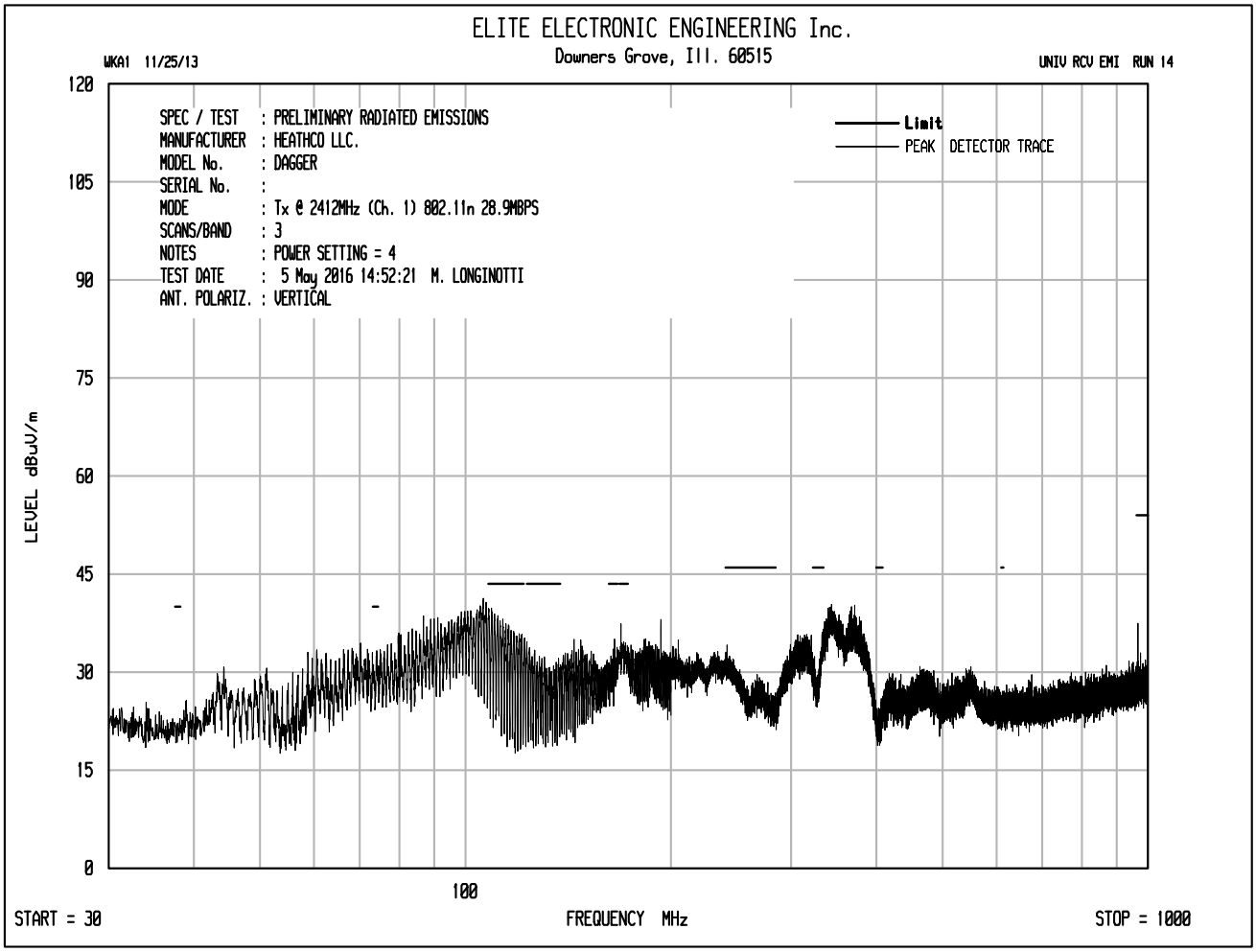
ELITE ELECTRONIC ENGINEERING Inc.
Downers Grove, Ill. 60515
WKA1 11/25/13
UNIV RCV EMI RUN 14
SPEC / TEST : PRELIMINARY RADIATED EMISSIONS
MANUFACTURER : HEATHCO LLC.
MODEL No. : DAGGER
SERIAL No. :
MODE : Tx @ 2412MHz (Ch. 1) 802.11n 28.9MBPS
SCANS/BAND : 3
NOTES : POWER SETTING = 4
TEST DATE : 5 May 2016 14:52:21 M. LONGINOTTI
ANT. POLARIZ. : VERTICAL
Limit
PEAK DETECTOR TRACE
LEVEL dBuV/m
120
105
90
75
60
45
30
15
0
100
START = 30
FREQUENCY MHz
STOP = 1000

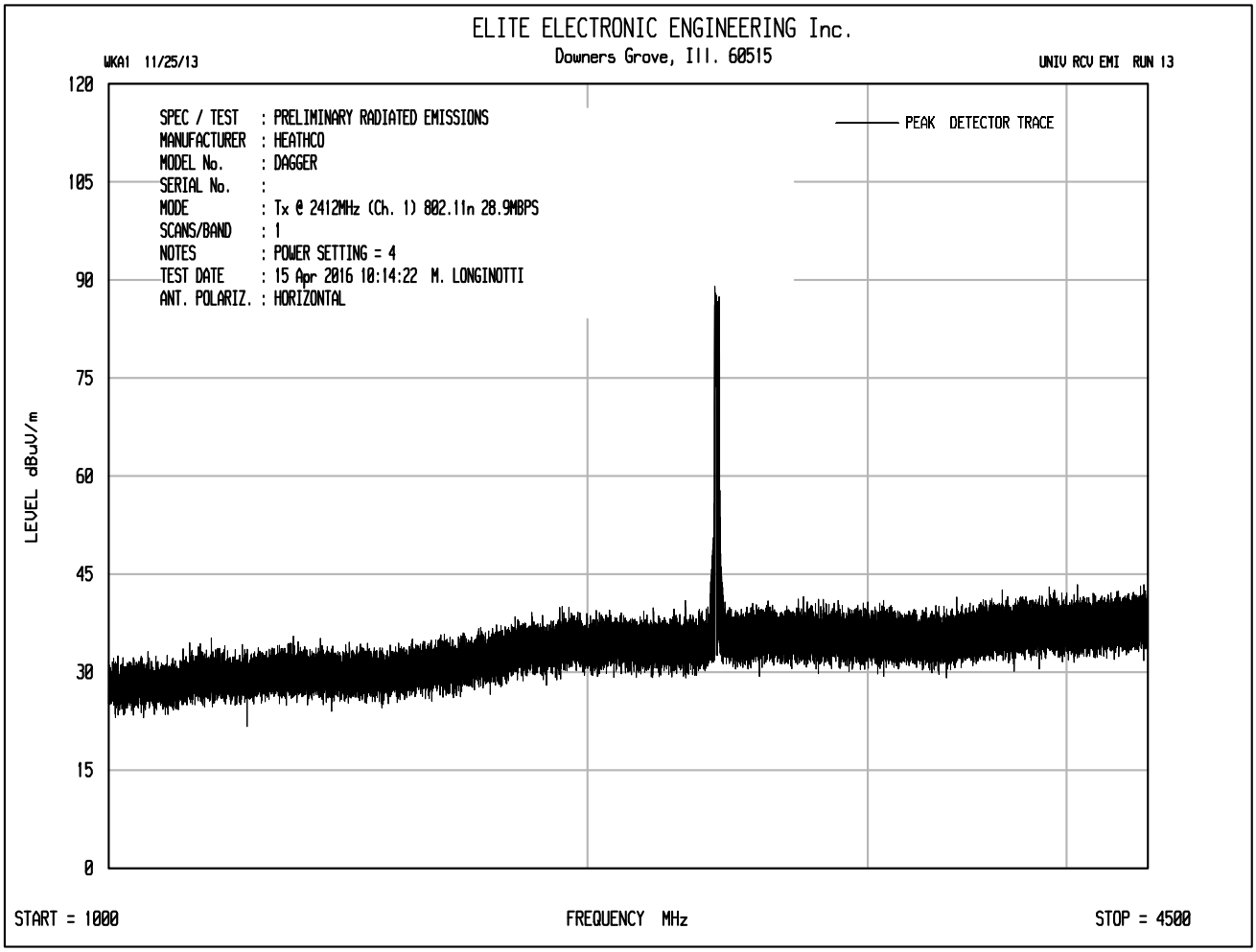
ELITE ELECTRONIC ENGINEERING Inc.
Downers Grove, Ill. 60515
WKA1 11/25/13
UNIV RCV EMI RUN 13
SPEC / TEST : PRELIMINARY RADIATED EMISSIONS
MANUFACTURER : HEATHCO
MODEL No. : DAGGER
SERIAL No. :
MODE : Tx @ 2412MHz (Ch. 1) 802.11n 28.9MBPS
SCANS/BAND : 1
NOTES : POWER SETTING = 4
TEST DATE : 15 Apr 2016 10:14:22 M. LONGINOTTI
ANT. POLARIZ. : HORIZONTAL
PEAK DETECTOR TRACE
LEVEL dBuV/m
120
105
90
75
60
45
30
15
0
START = 1000
FREQUENCY MHz
STOP = 4500

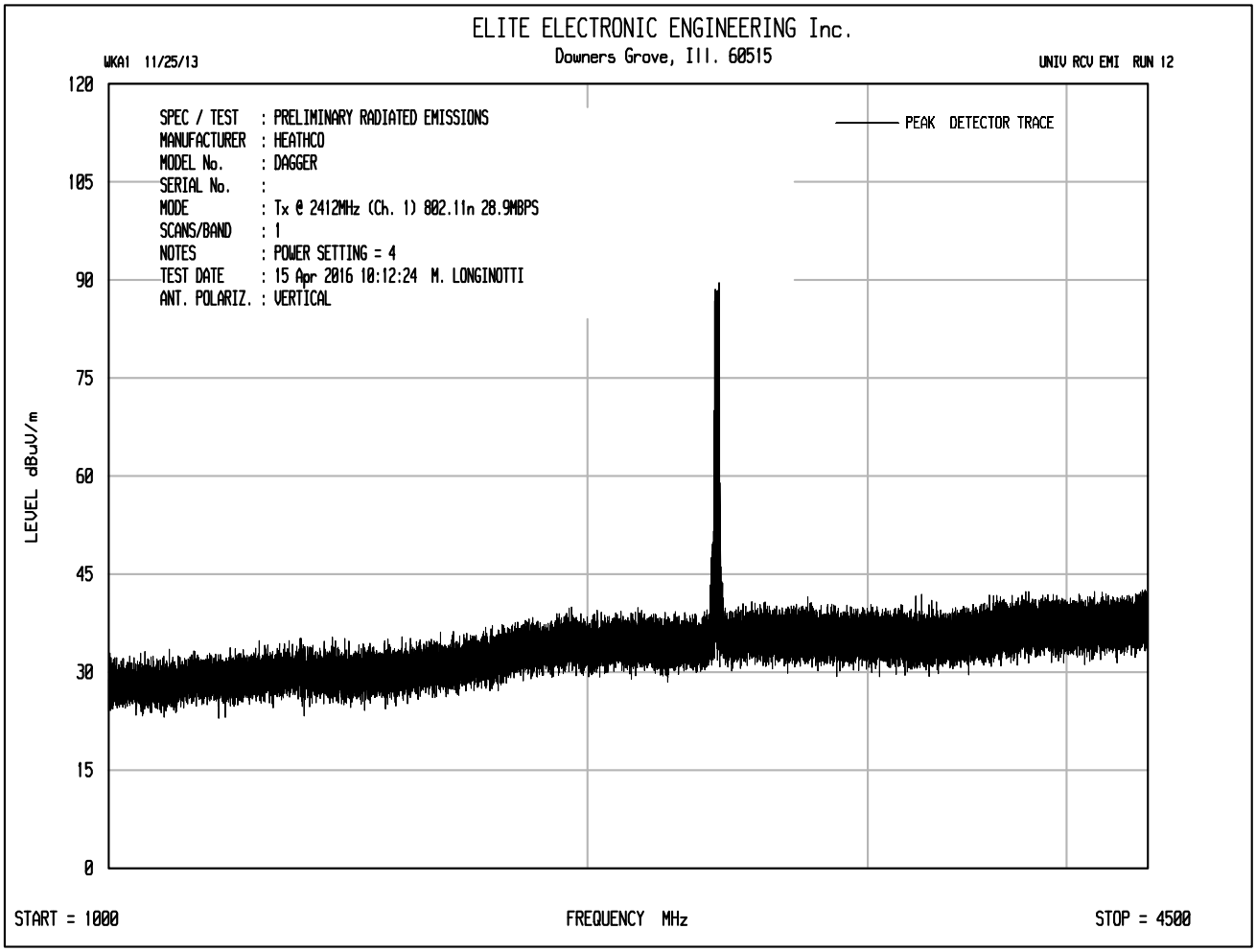
ELITE ELECTRONIC ENGINEERING Inc.
Downers Grove, Ill. 60515
WKA1 11/25/13
UNIV RCV EMI RUN 12
SPEC / TEST : PRELIMINARY RADIATED EMISSIONS
MANUFACTURER : HEATHCO
MODEL No. : DAGGER
SERIAL No. :
MODE : Tx @ 2412MHz (Ch. 1) 802.11n 28.9MBPS
SCANS/BAND : 1
NOTES : POWER SETTING = 4
TEST DATE : 15 Apr 2016 10:12:24 M. LONGINOTTI
ANT. POLARIZ. : VERTICAL
PEAK DETECTOR TRACE
LEVEL dBuV/m
120
105
90
75
60
45
30
15
0
START = 1000
FREQUENCY MHz
STOP = 4500

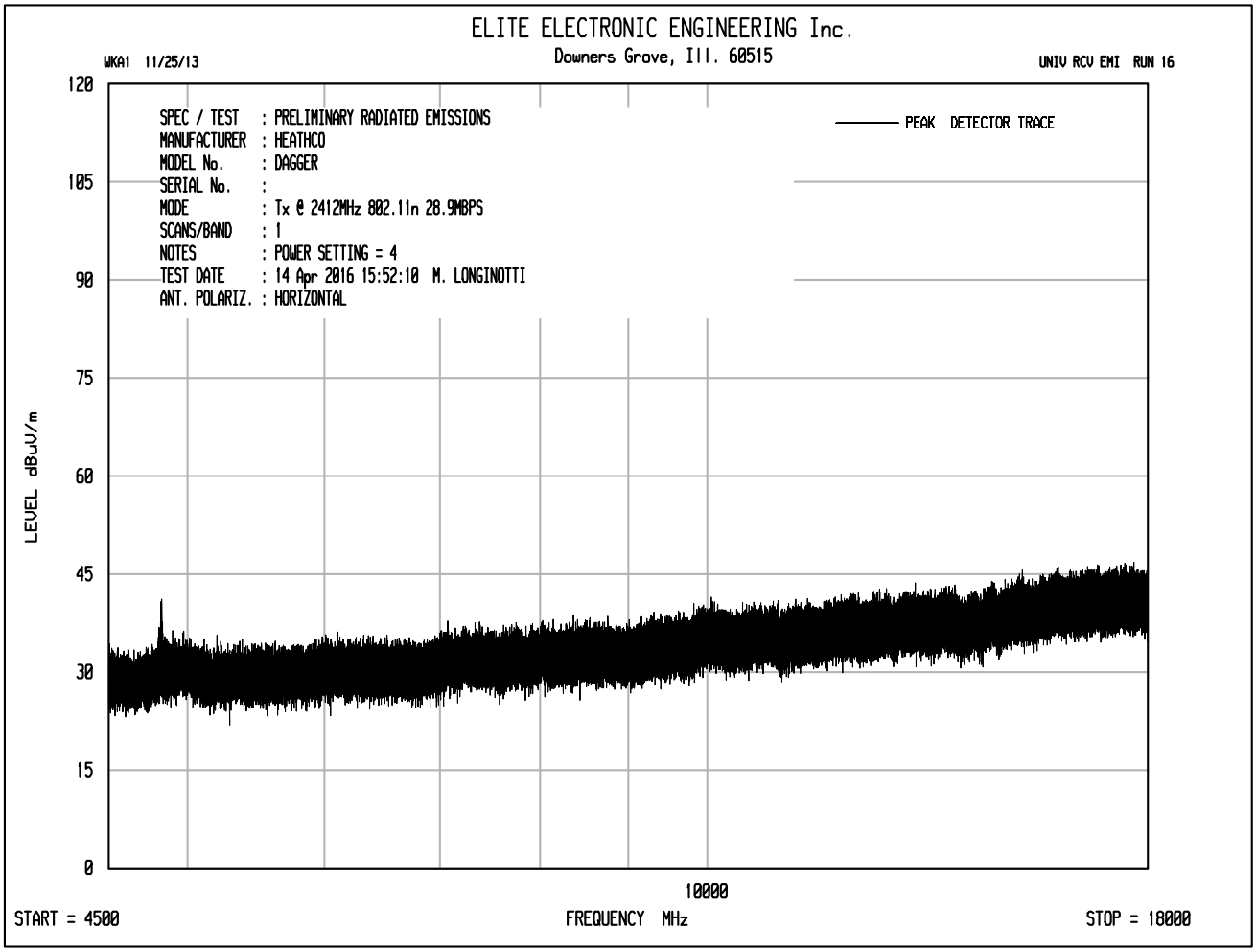
ELITE ELECTRONIC ENGINEERING Inc.
Downers Grove, Ill. 60515
WKA1 11/25/13
UNIV RCV EMI RUN 16
SPEC / TEST : PRELIMINARY RADIATED EMISSIONS
MANUFACTURER : HEATHCO
MODEL No. : DAGGER
SERIAL No. :
MODE : Tx @ 2412MHz 802.11n 28.9MBPS
SCANS/BAND : 1
NOTES : POWER SETTING = 4
TEST DATE : 14 Apr 2016 15:52:10 M. LONGINOTTI
ANT. POLARIZ. : HORIZONTAL
PEAK DETECTOR TRACE
LEVEL dBuV/m
120
105
90
75
60
45
30
15
0
10000
START = 4500
FREQUENCY MHz
STOP = 18000

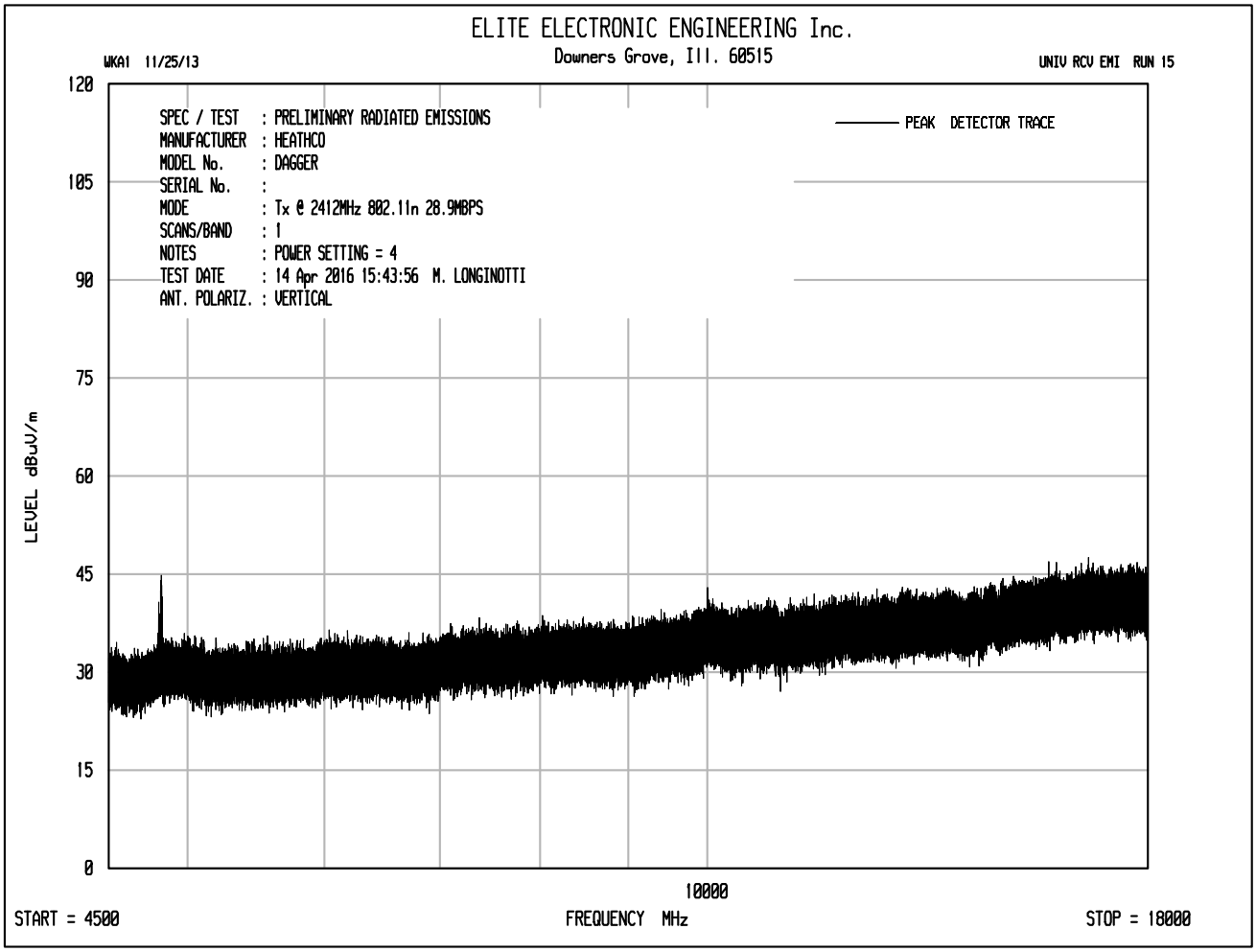
ELITE ELECTRONIC ENGINEERING Inc.
Downers Grove, Ill. 60515
WKA1 11/25/13
UNIV RCV EMI RUN 15
SPEC / TEST : PRELIMINARY RADIATED EMISSIONS
MANUFACTURER : HEATHCO
MODEL No. : DAGGER
SERIAL No. :
MODE : Tx @ 2412MHz 802.11n 28.9MBPS
SCANS/BAND : 1
NOTES : POWER SETTING = 4
TEST DATE : 14 Apr 2016 15:43:56 M. LONGINOTTI
ANT. POLARIZ. : VERTICAL
PEAK DETECTOR TRACE
LEVEL dBuV/m
120
105
90
75
60
45
30
15
0
10000
START = 4500
FREQUENCY MHz
STOP = 18000

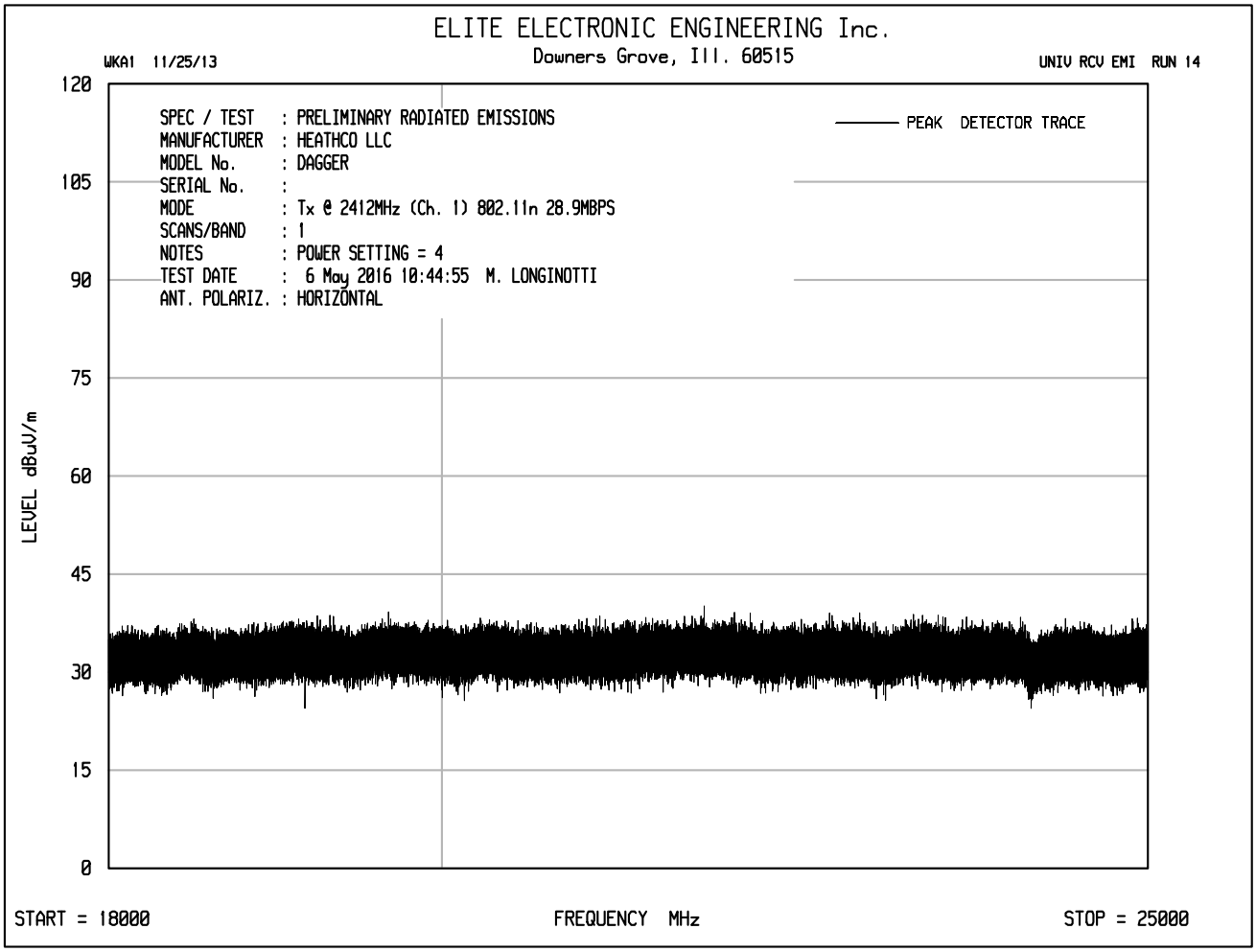
ELITE ELECTRONIC ENGINEERING Inc.
Downers Grove, Ill. 60515
WKA1 11/25/13
UNIV RCV EMI RUN 14
SPEC / TEST : PRELIMINARY RADIATED EMISSIONS
MANUFACTURER : HEATHCO LLC
MODEL No. : DAGGER
SERIAL No. :
MODE : Tx @ 2412MHz (Ch. 1) 802.11n 28.9MBPS
SCANS/BAND : 1
NOTES : POWER SETTING = 4
TEST DATE : 6 May 2016 10:44:55 M. LONGINOTTI
ANT. POLARIZ. : HORIZONTAL
PEAK DETECTOR TRACE
LEVEL dBuV/m
120
105
90
75
60
45
30
15
0
START = 18000
FREQUENCY MHz
STOP = 25000

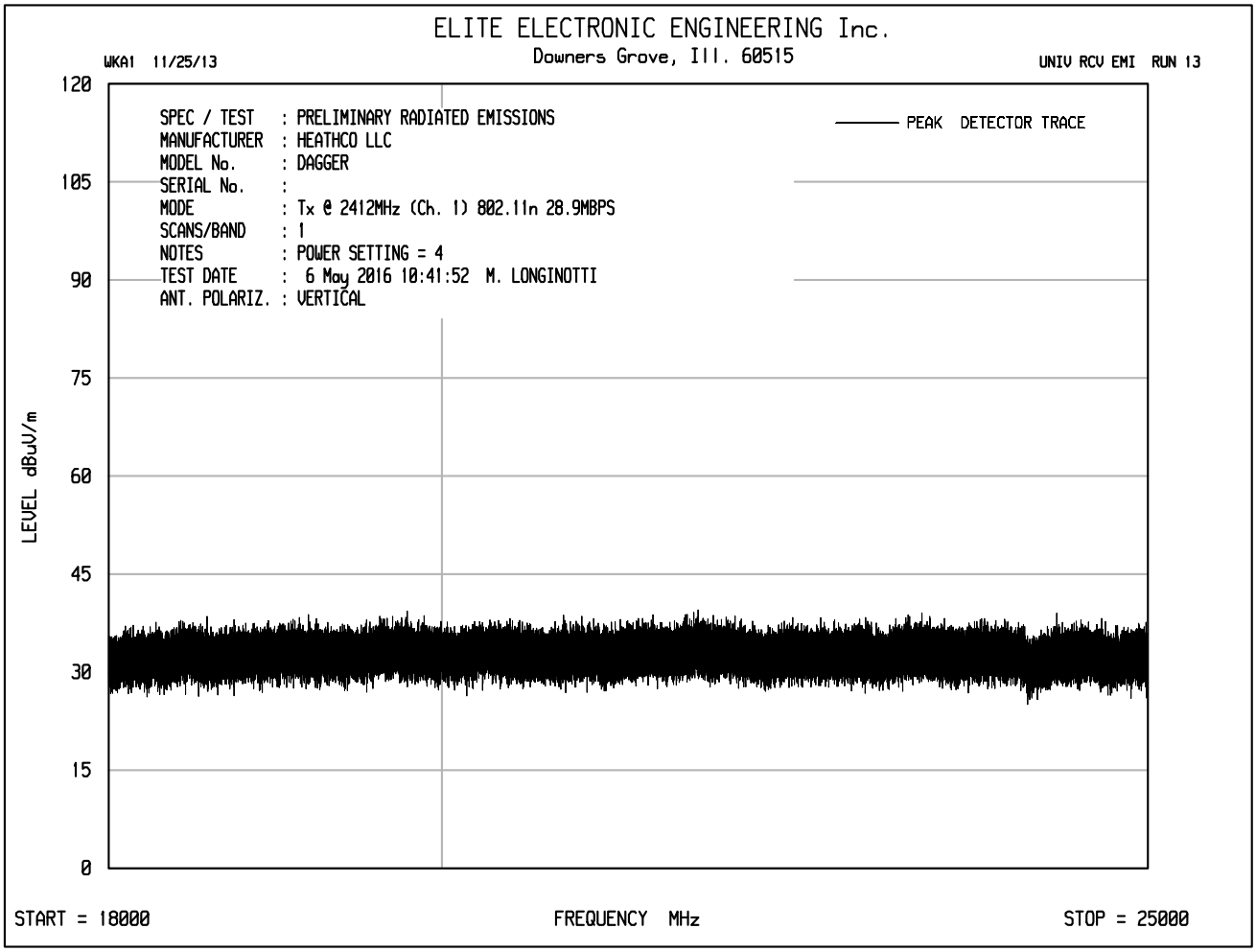
ELITE ELECTRONIC ENGINEERING Inc.
Downers Grove, Ill. 60515
WKA1 11/25/13
UNIV RCV EMI RUN 13
SPEC / TEST : PRELIMINARY RADIATED EMISSIONS
MANUFACTURER : HEATHCO LLC
MODEL No. : DAGGER
SERIAL No. :
MODE : Tx @ 2412MHz (Ch. 1) 802.11n 28.9MBPS
SCANS/BAND : 1
NOTES : POWER SETTING = 4
TEST DATE : 6 May 2016 10:41:52 M. LONGINOTTI
ANT. POLARIZ. : VERTICAL
PEAK DETECTOR TRACE
LEVEL dBuV/m
120
105
90
75
60
45
30
15
0
START = 18000
FREQUENCY MHz
STOP = 25000

Manufacturer : HeathCo LLC
Model No. : 5892
Serial No. : D412BB0E80FC
Specification : FCC-15.247 Spurious Radiated Emissions in Restricted Bands
Date : April 13, 2016 through May 6, 2016
Mode : Tx @ 2412MHz, 802.11b, 11Mbps, power setting = 15
Notes : Test Distance is 3 meters
Notes : Peak Readings in a 1MHz bandwidth

Freq. MHz	Ant Pol	Meter Reading (dBuV)	Ambient	CBL Fac (dB)	Ant Fac (dB)	Pre Amp (dB)	Peak Total dBuV/m at 3m	Peak Total uV/m at 3 m	Peak Limit uV/m at 3 m	Margin (dB)
4824.00	H	54.4		3.7	34.6	-39.3	53.3	465.0	5000.0	-20.6
4824.00	V	57.3		3.7	34.6	-39.3	56.2	649.3	5000.0	-17.7
12060.00	H	45.6	Ambient	6.1	38.8	-39.1	51.3	369.1	5000.0	-22.6
12060.00	V	48.9	Ambient	6.1	38.8	-39.1	54.6	539.6	5000.0	-19.3
14472.00	H	48.2	Ambient	6.6	40.0	-38.3	56.5	671.9	5000.0	-17.4
14472.00	V	48.0	Ambient	6.6	40.0	-38.3	56.3	656.6	5000.0	-17.6
19296.00	H	34.4	Ambient	2.2	40.4	-28.3	48.7	271.9	5000.0	-25.3
19296.00	V	35.0	Ambient	2.2	40.4	-28.3	49.3	291.3	5000.0	-24.7

Peak Total (dBuV/m) = Meter Reading (dBuV) + Cable Factor (dB) + Antenna Factor (dB) + Pre Amp Gain (dB)

Peak Total uV/m = 10^((Peak Total (dBuV/m))/20)

Checked By: MARK E. LONGINOTTI

Mark E. Longinotti

Manufacturer : HeathCo LLC
Model No. : 5892
Serial No. : D412BB0E80FC
Specification : FCC-15.247 Spurious Radiated Emissions in Restricted Bands
Date : April 13, 2016 through May 6, 2016
Mode : Tx @ 2412MHz, 802.11b, 11Mbps, power setting = 15
Notes : Test Distance is 3 meters
Notes : Average Readings in a 1MHz bandwidth

Freq. MHz	Ant Pol	Meter Reading (dBuV)	Ambient	CBL Fac (dB)	Ant Fac (dB)	Pre Amp (dB)	Duty Cycle (dB)	Average Total dBuV/m at 3m	Average Total uV/m at 3 m	Average Limit uV/m at 3 m	Margin (dB)
4824.00	H	40.5		3.7	34.6	-39.3	1.7	41.1	114.1	500.0	-12.8
4824.00	V	42.5		3.7	34.6	-39.3	1.7	43.1	143.7	500.0	-10.8
12060.00	H	36.0	Ambient	6.1	38.8	-39.1	1.7	43.4	148.6	500.0	-10.5
12060.00	V	36.0	Ambient	6.1	38.8	-39.1	1.7	43.4	148.6	500.0	-10.5
14472.00	H	35.6	Ambient	6.6	40.0	-38.3	1.7	45.6	191.5	500.0	-8.3
14472.00	V	35.6	Ambient	6.6	40.0	-38.3	1.7	45.6	191.5	500.0	-8.3
19296.00	H	23.0	Ambient	2.2	40.4	-28.3	1.7	39.0	89.0	500.0	-15.0
19296.00	V	22.9	Ambient	2.2	40.4	-28.3	1.7	38.9	88.0	500.0	-15.1

Average Total (dBuV/m) = Meter Reading (dBuV) + Cable Factor (dB) + Antenna Factor (dB) + Pre Amp Gain (dB) + Duty Cycle Correction Factor (dB)

Average Total uV/m = 10^((Average Total (dBuV/m))/20)

Checked By: MARK E. LONGINOTTI

Mark E. Longinotti

Manufacturer : HeathCo LLC
Model No. : 5892
Serial No. : D412BB0E80FC
Specification : FCC-15.247 Spurious Radiated Emissions in Restricted Bands
Date : April 13, 2016 through May 6, 2016
Mode : Tx @ 2412MHz, 802.11b, 11Mbps, power setting = 15
Notes : Test Distance is 3 meters
Notes : Quasi-Peak readings in a 120kHz bandwidth

Freq. MHz	Ant Pol	Meter Reading (dBuV)	Ambient	CBL Fac (dB)	Ant Fac (dB)	Pre Amp (dB)	QP Total dBuV/m at 3m	QP Total uV/m at 3 m	QP Limit uV/m at 3 m	Margin (dB)
123.45	H	9.8		0.6	18.0	0.0	28.4	26.2	150.0	-15.2
123.15	V	16.1		0.6	18.0	0.0	34.6	54.0	150.0	-8.9

Checked By: MARK E. LONGINOTTI

Mark E. Longinotti

Manufacturer : HeathCo LLC
Model No. : 5892
Serial No. : D412BB0E80FC
Specification : FCC-15.247 Spurious Radiated Emissions in Restricted Bands
Date : April 13, 2016 through May 6, 2016
Mode : Tx @ 2412MHz, 802.11g, 18Mbps, power setting = 6
Notes : Test Distance is 3 meters
Notes : Peak Readings in a 1MHz bandwidth

Freq. MHz	Ant Pol	Meter Reading (dBuV)	Ambient	CBL Fac (dB)	Ant Fac (dB)	Pre Amp (dB)	Peak Total dBuV/m at 3m	Peak Total uV/m at 3 m	Peak Limit uV/m at 3 m	Margin (dB)
4824.00	H	53.1		3.7	34.6	-39.3	52.0	400.4	5000.0	-21.9
4824.00	V	53.4		3.7	34.6	-39.3	52.3	414.4	5000.0	-21.6
12060.00	H	48.5	Ambient	6.1	38.8	-39.1	54.2	515.3	5000.0	-19.7
12060.00	V	48.6	Ambient	6.1	38.8	-39.1	54.3	521.3	5000.0	-19.6
14472.00	H	49.3	Ambient	6.6	40.0	-38.3	57.6	762.6	5000.0	-16.3
14472.00	V	48.2	Ambient	6.6	40.0	-38.3	56.5	671.9	5000.0	-17.4
19296.00	H	34.3	Ambient	2.2	40.4	-28.3	48.6	268.7	5000.0	-25.4
19296.00	V	34.7	Ambient	2.2	40.4	-28.3	49.0	281.4	5000.0	-25.0

Peak Total (dBuV/m) = Meter Reading (dBuV) + Cable Factor (dB) + Antenna Factor (dB) + Pre Amp Gain (dB)

Peak Total uV/m = 10^((Peak Total (dBuV/m))/20)

Checked By: MARK E. LONGINOTTI

Mark E. Longinotti

Manufacturer : HeathCo LLC
Model No. : 5892
Serial No. : D412BB0E80FC
Specification : FCC-15.247 Spurious Radiated Emissions in Restricted Bands
Date : April 13, 2016 through May 6, 2016
Mode : Tx @ 2412MHz, 802.11g, 18Mbps, power setting = 6
Notes : Test Distance is 3 meters
Notes : Average Readings in a 1MHz bandwidth

Freq. MHz	Ant Pol	Meter Reading (dBuV)	Ambient	CBL Fac (dB)	Ant Fac (dB)	Pre Amp (dB)	Duty Cycle (dB)	Average Total dBuV/m at 3m	Average Total uV/m at 3 m	Average Limit uV/m at 3 m	Margin (dB)
4824.00	H	40.2		3.7	34.6	-39.3	3.1	42.2	129.4	500.0	-11.7
4824.00	V	40.5		3.7	34.6	-39.3	3.1	42.5	134.0	500.0	-11.4
12060.00	H	36.1	Ambient	6.1	38.8	-39.1	3.1	44.9	176.4	500.0	-9.0
12060.00	V	36.1	Ambient	6.1	38.8	-39.1	3.1	44.9	176.4	500.0	-9.0
14472.00	H	35.7	Ambient	6.6	40.0	-38.3	3.1	47.1	227.4	500.0	-6.8
14472.00	V	35.7	Ambient	6.6	40.0	-38.3	3.1	47.1	227.4	500.0	-6.8
19296.00	H	23.0	Ambient	2.2	40.4	-28.3	3.1	40.4	104.4	500.0	-13.6
19296.00	V	23.0	Ambient	2.2	40.4	-28.3	3.1	40.4	104.4	500.0	-13.6

Average Total (dBuV/m) = Meter Reading (dBuV) + Cable Factor (dB) + Antenna Factor (dB) + Pre Amp Gain (dB) + Duty Cycle Correction Factor (dB)

Average Total uV/m = 10^((Average Total (dBuV/m))/20)

Checked By: MARK E. LONGINOTTI

Mark E. Longinotti

Manufacturer : HeathCo LLC
Model No. : 5892
Serial No. : D412BB0E80FC
Specification : FCC-15.247 Spurious Radiated Emissions in Restricted Bands
Date : April 13, 2016 through May 6, 2016
Mode : Tx @ 2412MHz, 802.11n, 28.9Mbps, power setting = 4
Notes : Test Distance is 3 meters
Notes : Peak Readings in a 1MHz bandwidth

Freq. MHz	Ant Pol	Meter Reading (dBuV)	Ambient	CBL Fac (dB)	Ant Fac (dB)	Pre Amp (dB)	Peak Total dBuV/m at 3m	Peak Total uV/m at 3 m	Peak Limit uV/m at 3 m	Margin (dB)
4824.00	H	56.2		3.7	34.6	-39.3	55.1	572.1	5000.0	-18.8
4824.00	V	58.2		3.7	34.6	-39.3	57.1	720.2	5000.0	-16.8
12060.00	H	49.0	Ambient	6.1	38.8	-39.1	54.7	545.9	5000.0	-19.2
12060.00	V	48.7	Ambient	6.1	38.8	-39.1	54.4	527.3	5000.0	-19.5
14472.00	H	48.6	Ambient	6.6	40.0	-38.3	56.9	703.5	5000.0	-17.0
14472.00	V	48.3	Ambient	6.6	40.0	-38.3	56.6	679.6	5000.0	-17.3
19296.00	H	34.9	Ambient	2.2	40.4	-28.3	49.2	288.0	5000.0	-24.8
19296.00	V	35.4	Ambient	2.2	40.4	-28.3	49.7	305.0	5000.0	-24.3

Peak Total (dBuV/m) = Meter Reading (dBuV) + Cable Factor (dB) + Antenna Factor (dB) + Pre Amp Gain (dB)

Peak Total uV/m = 10^((Peak Total (dBuV/m))/20)

Checked By: MARK E. LONGINOTTI

Mark E. Longinotti

Manufacturer : HeathCo LLC
Model No. : 5892
Serial No. : D412BB0E80FC
Specification : FCC-15.247 Spurious Radiated Emissions in Restricted Bands
Date : April 13, 2016 through May 6, 2016
Mode : Tx @ 2412MHz, 802.11n, 28.9Mbps, power setting = 4
Notes : Test Distance is 3 meters
Notes : Average Readings in a 1MHz bandwidth

Freq. MHz	Ant Pol	Meter Reading (dBuV)	Ambient	CBL Fac (dB)	Ant Fac (dB)	Pre Amp (dB)	Duty Cycle (dB)	Average Total dBuV/m at 3m	Average Total uV/m at 3 m	Average Limit uV/m at 3 m	Margin (dB)
4824.00	H	42.3		3.7	34.6	-39.3	3.9	45.1	180.1	500.0	-8.9
4824.00	V	44.6		3.7	34.6	-39.3	3.9	47.4	234.7	500.0	-6.6
12060.00	H	36.1	Ambient	6.1	38.8	-39.1	3.9	45.7	192.8	500.0	-8.3
12060.00	V	36.0	Ambient	6.1	38.8	-39.1	3.9	45.6	190.6	500.0	-8.4
14472.00	H	35.7	Ambient	6.6	40.0	-38.3	3.9	47.9	248.5	500.0	-6.1
14472.00	V	35.7	Ambient	6.6	40.0	-38.3	3.9	47.9	248.5	500.0	-6.1
19296.00	H	22.8	Ambient	2.2	40.4	-28.3	3.9	40.9	111.5	500.0	-13.0
19296.00	V	22.9	Ambient	2.2	40.4	-28.3	3.9	41.0	112.8	500.0	-12.9

Average Total (dBuV/m) = Meter Reading (dBuV) + Cable Factor (dB) + Antenna Factor (dB) + Pre Amp Gain (dB) + Duty Cycle Correction Factor (dB)

Average Total uV/m = 10^((Average Total (dBuV/m))/20)

Checked By: MARK E. LONGINOTTI

Mark E. Longinotti

Manufacturer : HeathCo LLC
Model No. : 5892
Serial No. : D412BB0E80FC
Specification : FCC-15.247 Spurious Radiated Emissions in Restricted Bands
Date : April 13, 2016 through May 6, 2016
Mode : Tx @ 2412MHz, 802.11n, 28.9Mbps, power setting = 15
Notes : Test Distance is 3 meters
Notes : Quasi-Peak readings in a 120kHz bandwidth

Freq. MHz	Ant Pol	Meter Reading (dBuV)	Ambient	CBL Fac (dB)	Ant Fac (dB)	Pre Amp (dB)	QP Total dBuV/m at 3m	QP Total uV/m at 3 m	QP Limit uV/m at 3 m	Margin (dB)
109.02	H	15.1		0.5	16.8	0.0	32.5	42.0	150.0	-11.1
108.05	V	22.3		0.5	16.7	0.0	39.5	94.4	150.0	-4.0

Checked By: MARK E. LONGINOTTI

Mark E. Longinotti

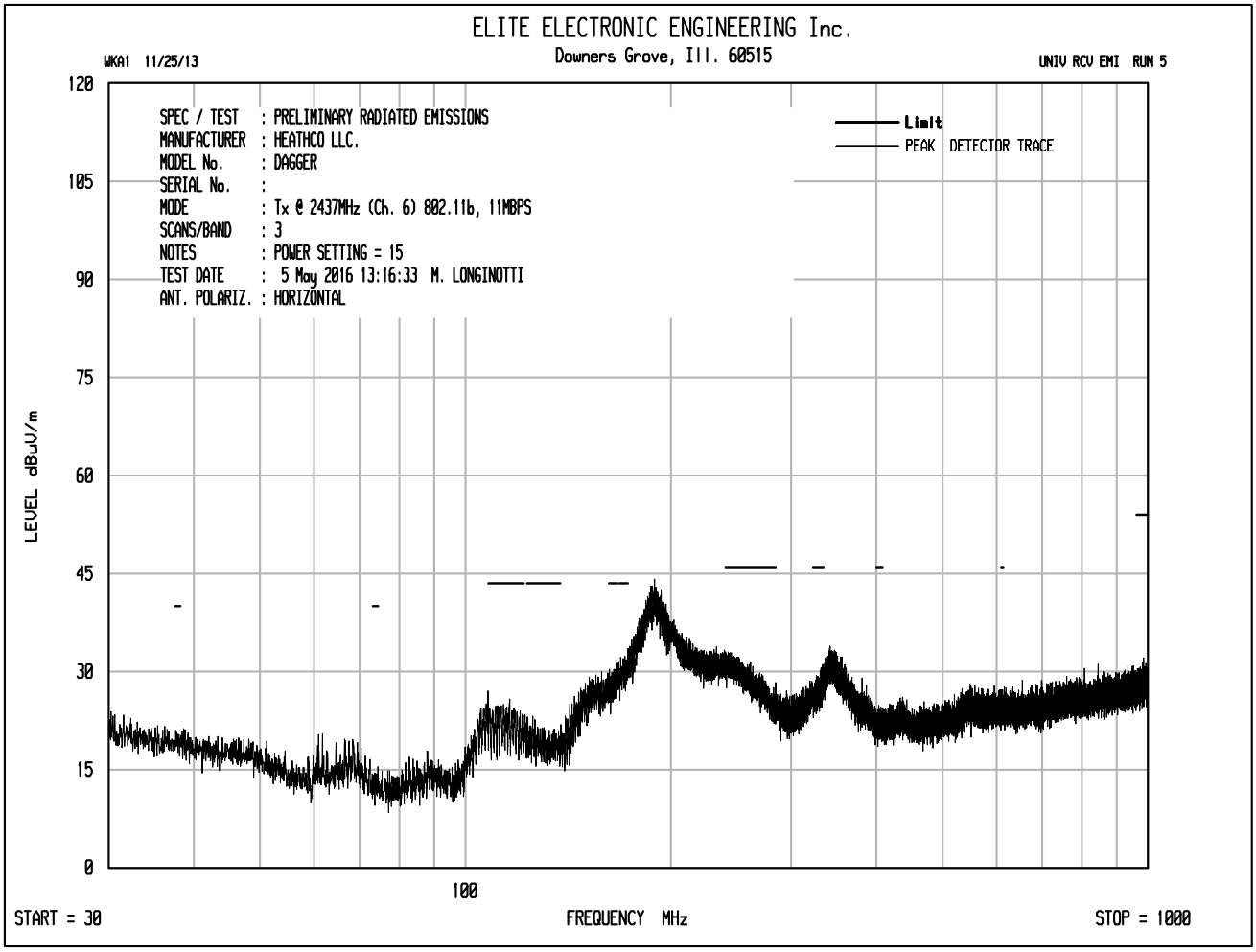
ELITE ELECTRONIC ENGINEERING Inc.
Downers Grove, Ill. 60515
WKA1 11/25/13
UNIV RCV EMI RUN 5
SPEC / TEST : PRELIMINARY RADIATED EMISSIONS
MANUFACTURER : HEATHCO LLC.
MODEL No. : DAGGER
SERIAL No. :
MODE : Tx @ 2437MHz (Ch. 6) 802.11b, 11MBPS
SCANS/BAND : 3
NOTES : POWER SETTING = 15
TEST DATE : 5 May 2016 13:16:33 M. LONGINOTTI
ANT. POLARIZ. : HORIZONTAL
Limit
PEAK DETECTOR TRACE
LEVEL dBuV/m
120
105
90
75
60
45
30
15
0
100
START = 30
FREQUENCY MHz
STOP = 1000

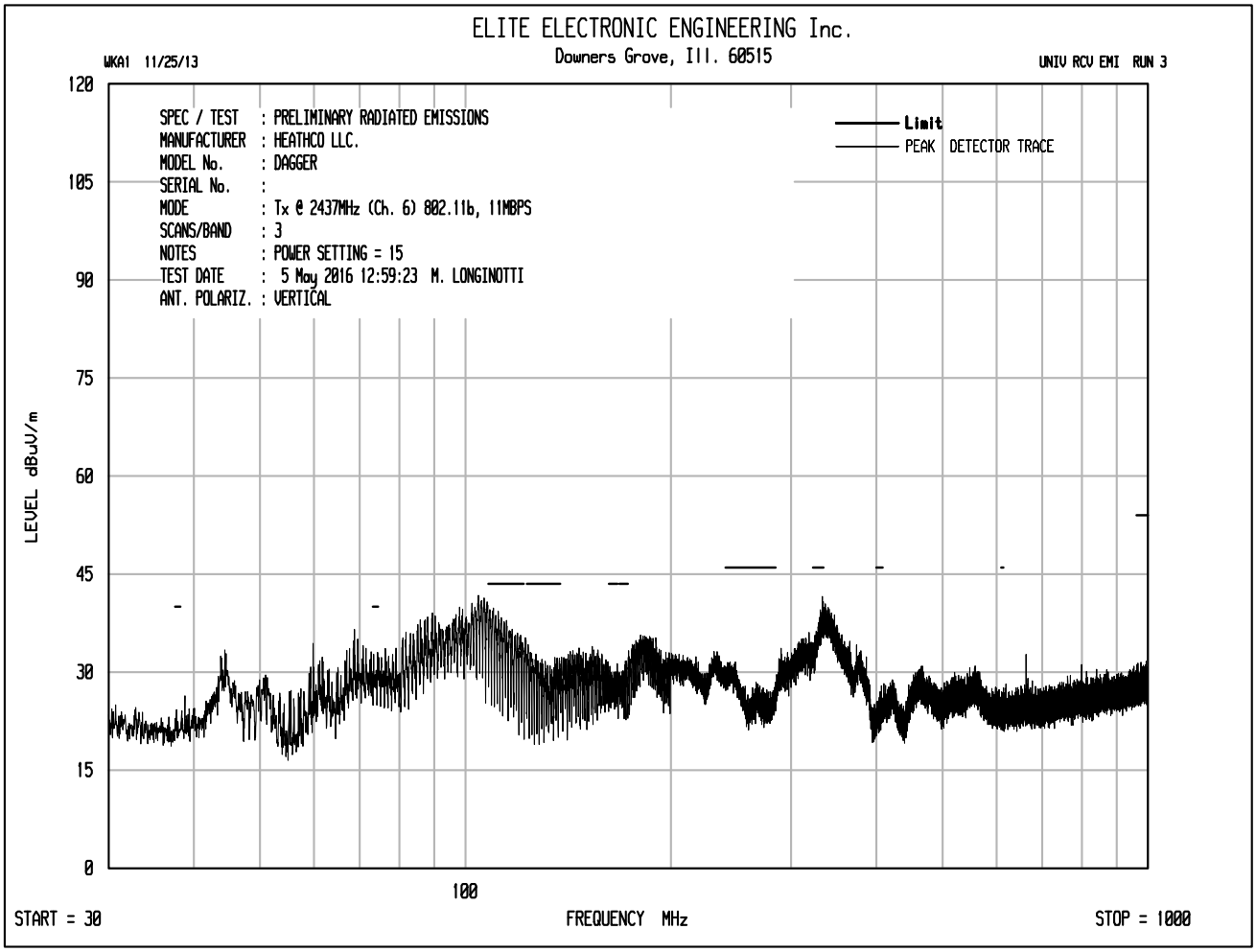
ELITE ELECTRONIC ENGINEERING Inc.
Downers Grove, Ill. 60515
WKA1 11/25/13
UNIV RCV EMI RUN 3
SPEC / TEST : PRELIMINARY RADIATED EMISSIONS
MANUFACTURER : HEATHCO LLC.
MODEL No. : DAGGER
SERIAL No. :
MODE : Tx @ 2437MHz (Ch. 6) 802.11b, 11MBPS
SCANS/BAND : 3
NOTES : POWER SETTING = 15
TEST DATE : 5 May 2016 12:59:23 M. LONGINOTTI
ANT. POLARIZ. : VERTICAL
Limit
PEAK DETECTOR TRACE
LEVEL dBuV/m
120
105
90
75
60
45
30
15
0
100
START = 30
FREQUENCY MHz
STOP = 1000

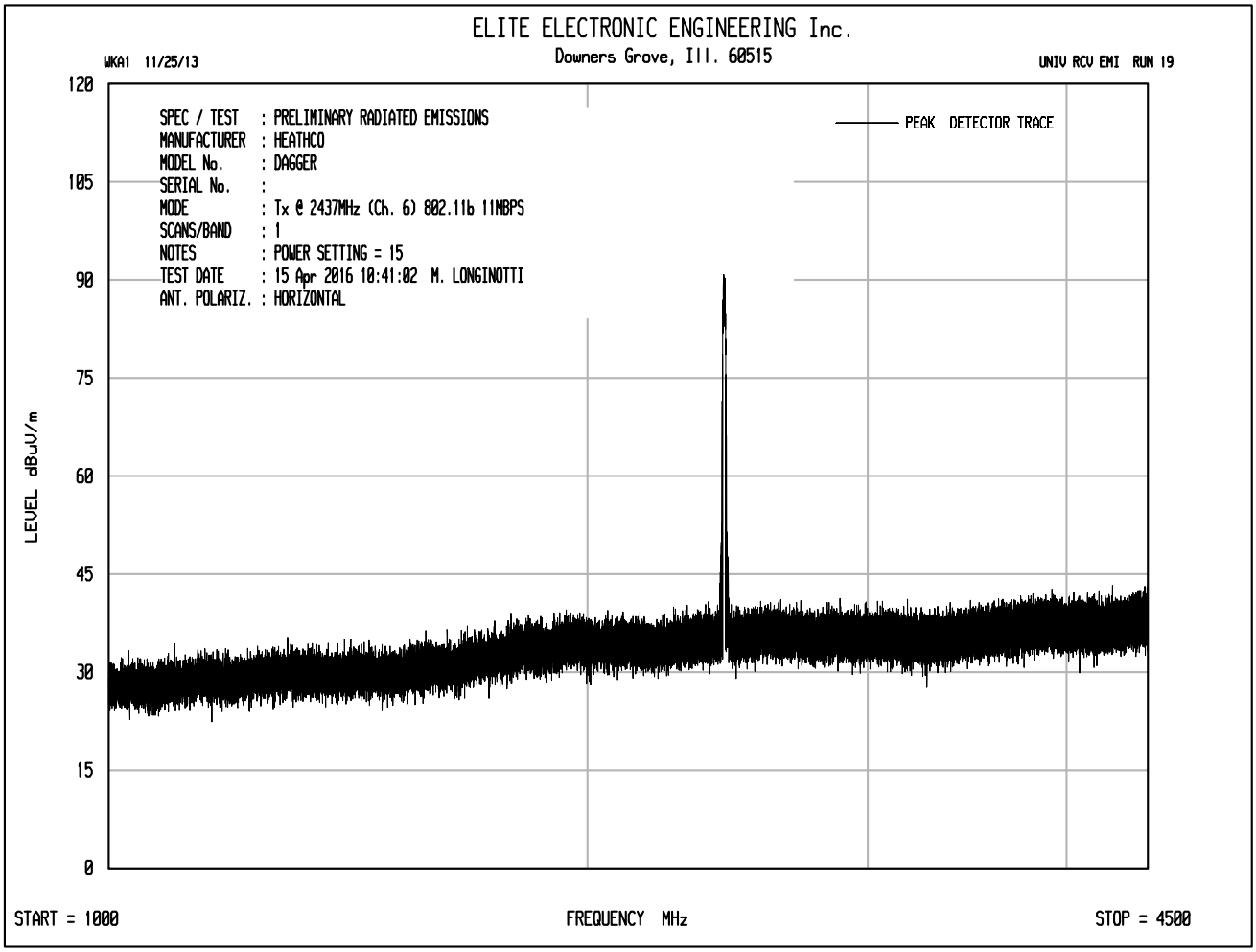
ELITE ELECTRONIC ENGINEERING Inc.
Downers Grove, Ill. 60515
WKA1 11/25/13
UNIV RCV EMI RUN 19
SPEC / TEST : PRELIMINARY RADIATED EMISSIONS
MANUFACTURER : HEATHCO
MODEL No. : DAGGER
SERIAL No. :
MODE : Tx @ 2437MHz (Ch. 6) 802.11b 11MBPS
SCANS/BAND : 1
NOTES : POWER SETTING = 15
TEST DATE : 15 Apr 2016 10:41:02 M. LONGINOTTI
ANT. POLARIZ. : HORIZONTAL
PEAK DETECTOR TRACE
LEVEL dBuV/m
120
105
90
75
60
45
30
15
0
START = 1000
FREQUENCY MHz
STOP = 4500

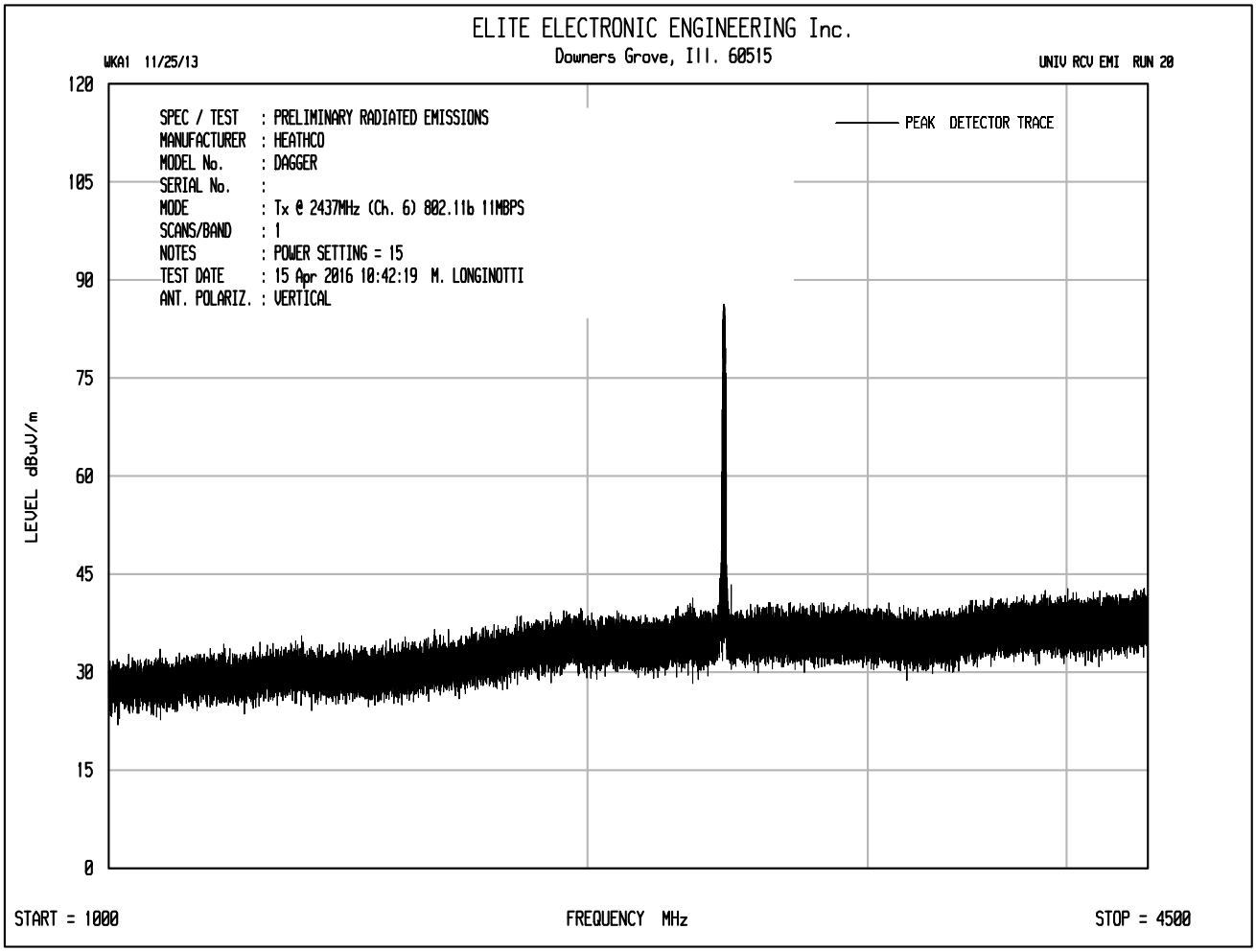
ELITE ELECTRONIC ENGINEERING Inc.
Downers Grove, Ill. 60515
WKA1 11/25/13
UNIV RCV EMI RUN 20
SPEC / TEST : PRELIMINARY RADIATED EMISSIONS
MANUFACTURER : HEATHCO
MODEL No. : DAGGER
SERIAL No. :
MODE : Tx @ 2437MHz (Ch. 6) 802.11b 11MBPS
SCANS/BAND : 1
NOTES : POWER SETTING = 15
TEST DATE : 15 Apr 2016 10:42:19 M. LONGINOTTI
ANT. POLARIZ. : VERTICAL
PEAK DETECTOR TRACE
LEVEL dBuV/m
120
105
90
75
60
45
30
15
0
START = 1000
FREQUENCY MHz
STOP = 4500

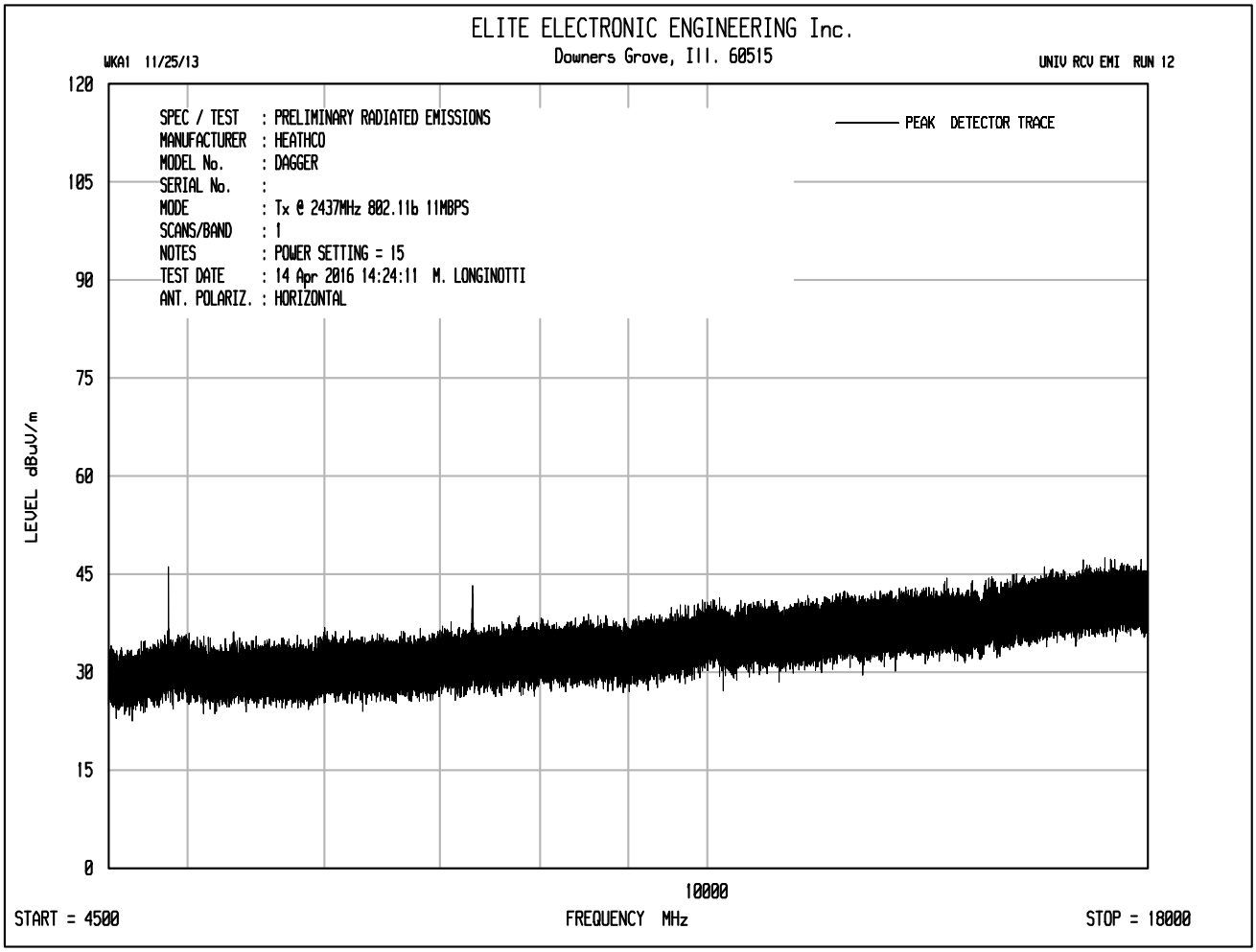
ELITE ELECTRONIC ENGINEERING Inc.
Downers Grove, Ill. 60515
WKA1 11/25/13
UNIV RCV EMI RUN 12
SPEC / TEST : PRELIMINARY RADIATED EMISSIONS
MANUFACTURER : HEATHCO
MODEL No. : DAGGER
SERIAL No. :
MODE : Tx @ 2437MHz 802.11b 11MBPS
SCANS/BAND : 1
NOTES : POWER SETTING = 15
TEST DATE : 14 Apr 2016 14:24:11 M. LONGINOTTI
ANT. POLARIZ. : HORIZONTAL
PEAK DETECTOR TRACE
LEVEL dBuV/m
120
105
90
75
60
45
30
15
0
10000
START = 4500
FREQUENCY MHz
STOP = 18000

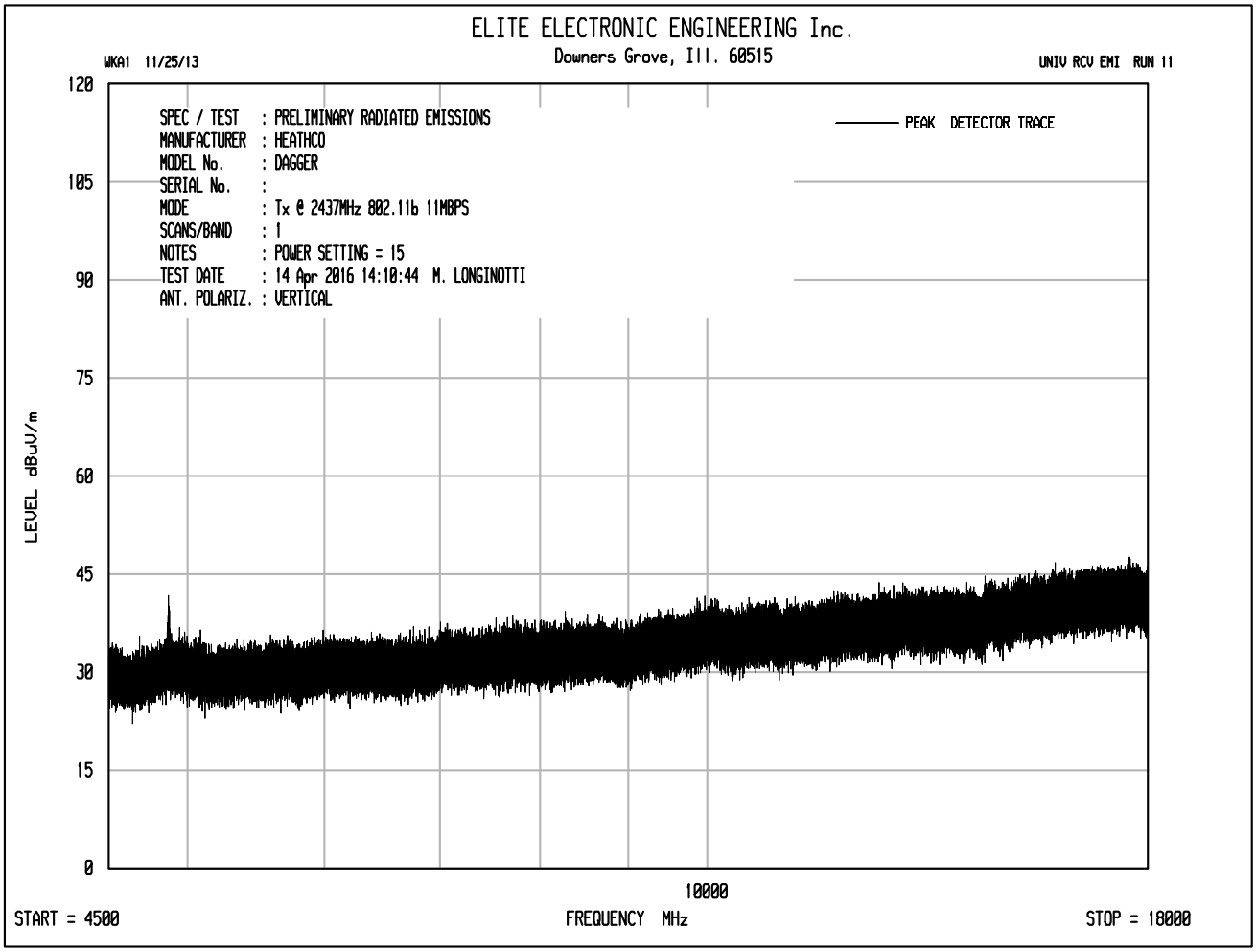
ELITE ELECTRONIC ENGINEERING Inc.
Downers Grove, Ill. 60515
WKA1 11/25/13
UNIV RCV EMI RUN 11
SPEC / TEST : PRELIMINARY RADIATED EMISSIONS
MANUFACTURER : HEATHCO
MODEL No. : DAGGER
SERIAL No. :
MODE : Tx @ 2437MHz 802.11b 11MBPS
SCANS/BAND : 1
NOTES : POWER SETTING = 15
TEST DATE : 14 Apr 2016 14:10:44 M. LONGINOTTI
ANT. POLARIZ. : VERTICAL
PEAK DETECTOR TRACE
LEVEL dBuV/m
120
105
90
75
60
45
30
15
0
10000
START = 4500
FREQUENCY MHz
STOP = 18000

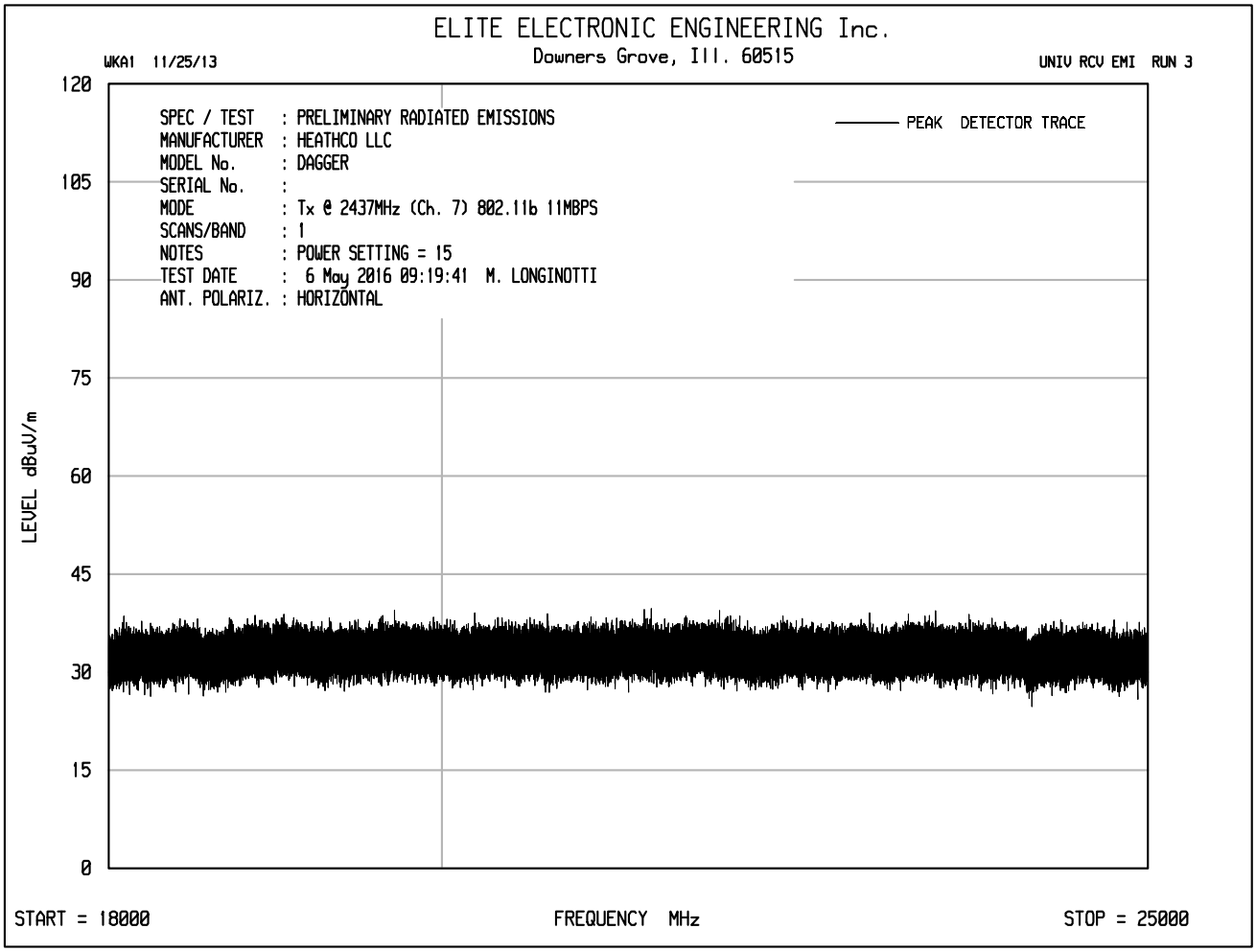
ELITE ELECTRONIC ENGINEERING Inc.
Downers Grove, Ill. 60515
WKA1 11/25/13
UNIV RCV EMI RUN 3
SPEC / TEST : PRELIMINARY RADIATED EMISSIONS
MANUFACTURER : HEATHCO LLC
MODEL No. : DAGGER
SERIAL No. :
MODE : Tx @ 2437MHz (Ch. 7) 802.11b 11MBPS
SCANS/BAND : 1
NOTES : POWER SETTING = 15
TEST DATE : 6 May 2016 09:19:41 M. LONGINOTTI
ANT. POLARIZ. : HORIZONTAL
PEAK DETECTOR TRACE
LEVEL dBuV/m
120
105
90
75
60
45
30
15
0
START = 18000
FREQUENCY MHz
STOP = 25000

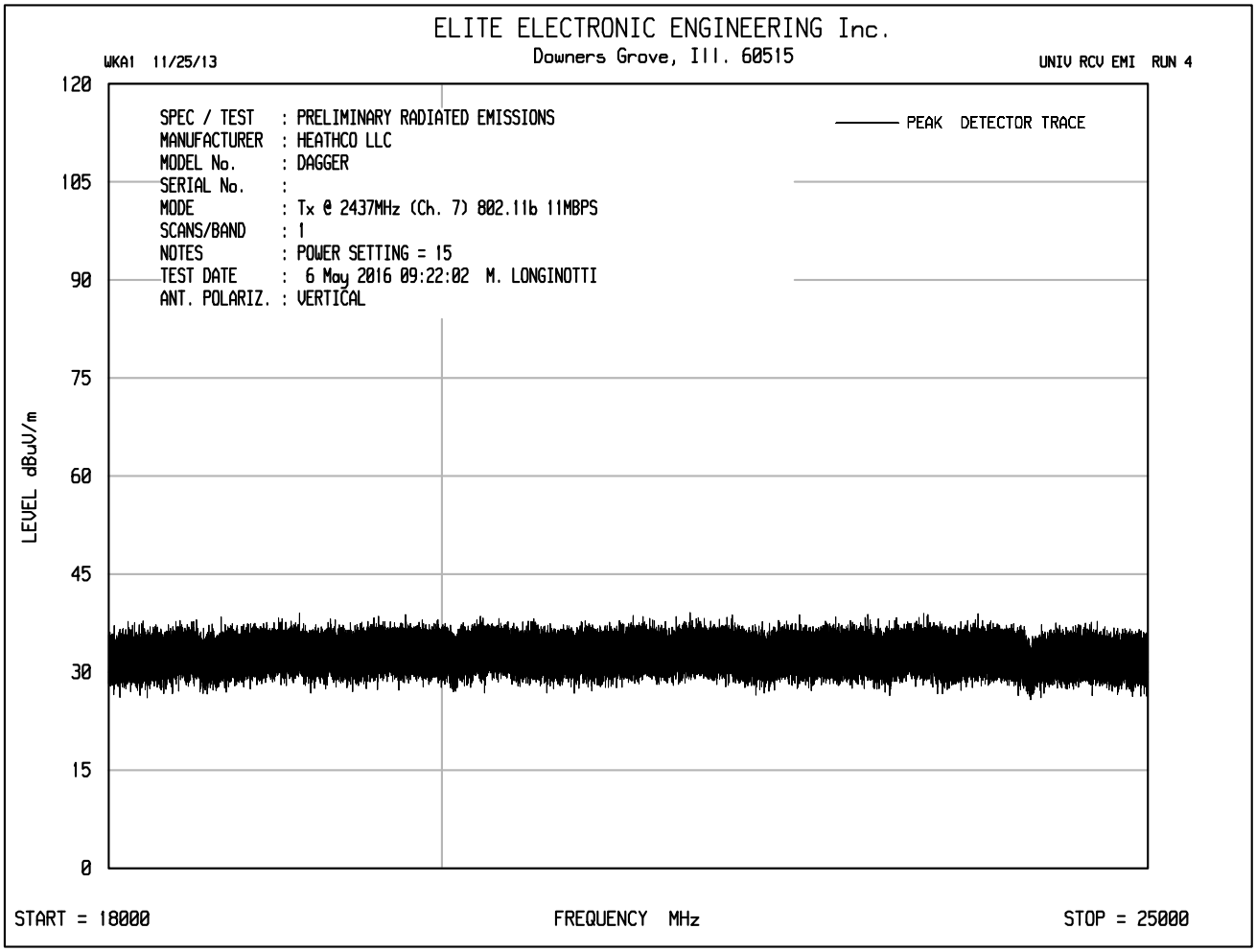
ELITE ELECTRONIC ENGINEERING Inc.
Downers Grove, Ill. 60515
WKA1 11/25/13
UNIV RCV EMI RUN 4
SPEC / TEST : PRELIMINARY RADIATED EMISSIONS
MANUFACTURER : HEATHCO LLC
MODEL No. : DAGGER
SERIAL No. :
MODE : Tx @ 2437MHz (Ch. 7) 802.11b 11MBPS
SCANS/BAND : 1
NOTES : POWER SETTING = 15
TEST DATE : 6 May 2016 09:22:02 M. LONGINOTTI
ANT. POLARIZ. : VERTICAL
PEAK DETECTOR TRACE
LEVEL dBuV/m
120
105
90
75
60
45
30
15
0
START = 18000
FREQUENCY MHz
STOP = 25000

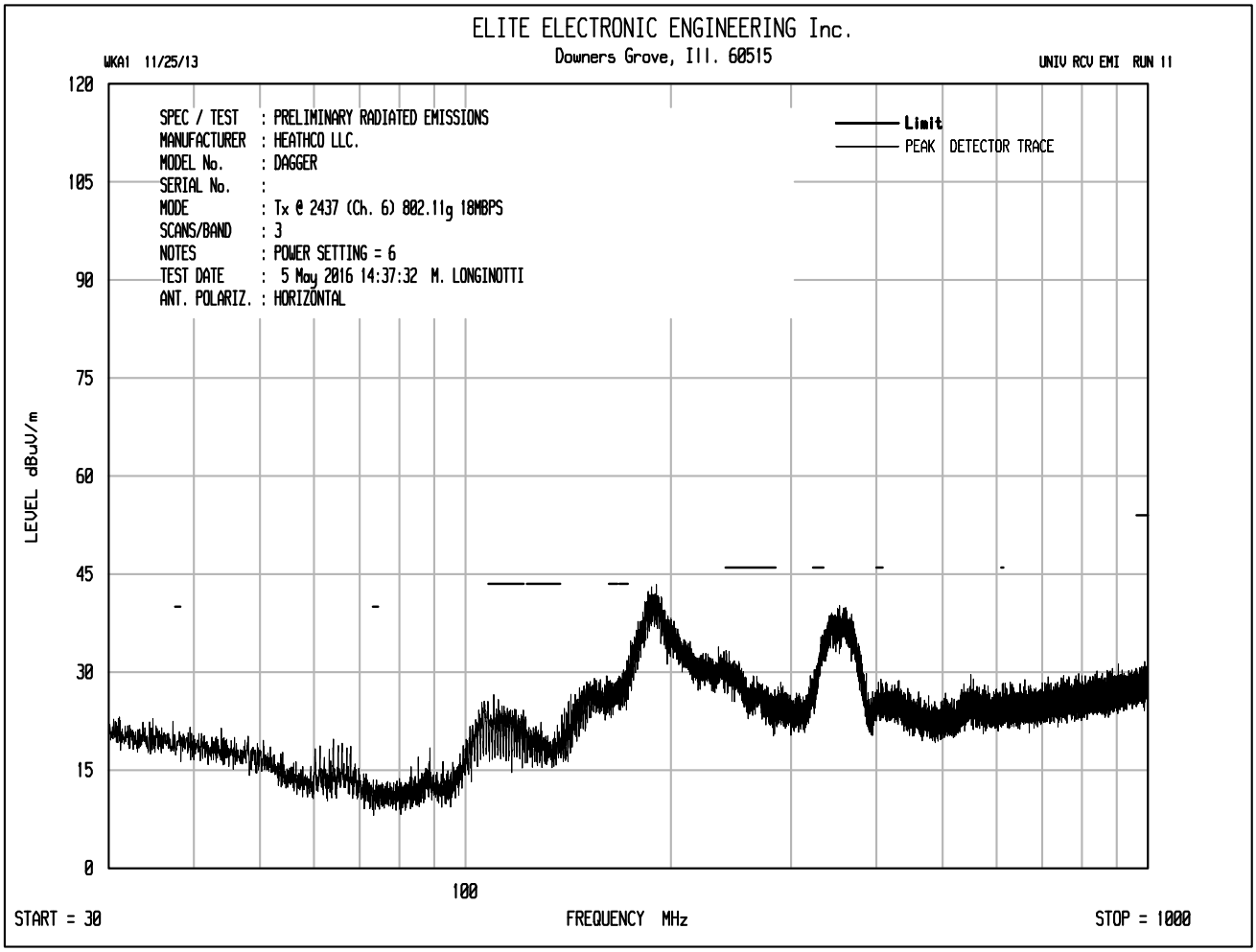
ELITE ELECTRONIC ENGINEERING Inc.
Downers Grove, Ill. 60515
WKA1 11/25/13
UNIV RCV EMI RUN 11
SPEC / TEST : PRELIMINARY RADIATED EMISSIONS
MANUFACTURER : HEATHCO LLC.
MODEL No. : DAGGER
SERIAL No. :
MODE : Tx @ 2437 (Ch. 6) 802.11g 18MBPS
SCANS/BAND : 3
NOTES : POWER SETTING = 6
TEST DATE : 5 May 2016 14:37:32 M. LONGINOTTI
ANT. POLARIZ. : HORIZONTAL
Limit
PEAK DETECTOR TRACE
LEVEL dBuV/m
120
105
90
75
60
45
30
15
0
100
START = 30
FREQUENCY MHz
STOP = 1000

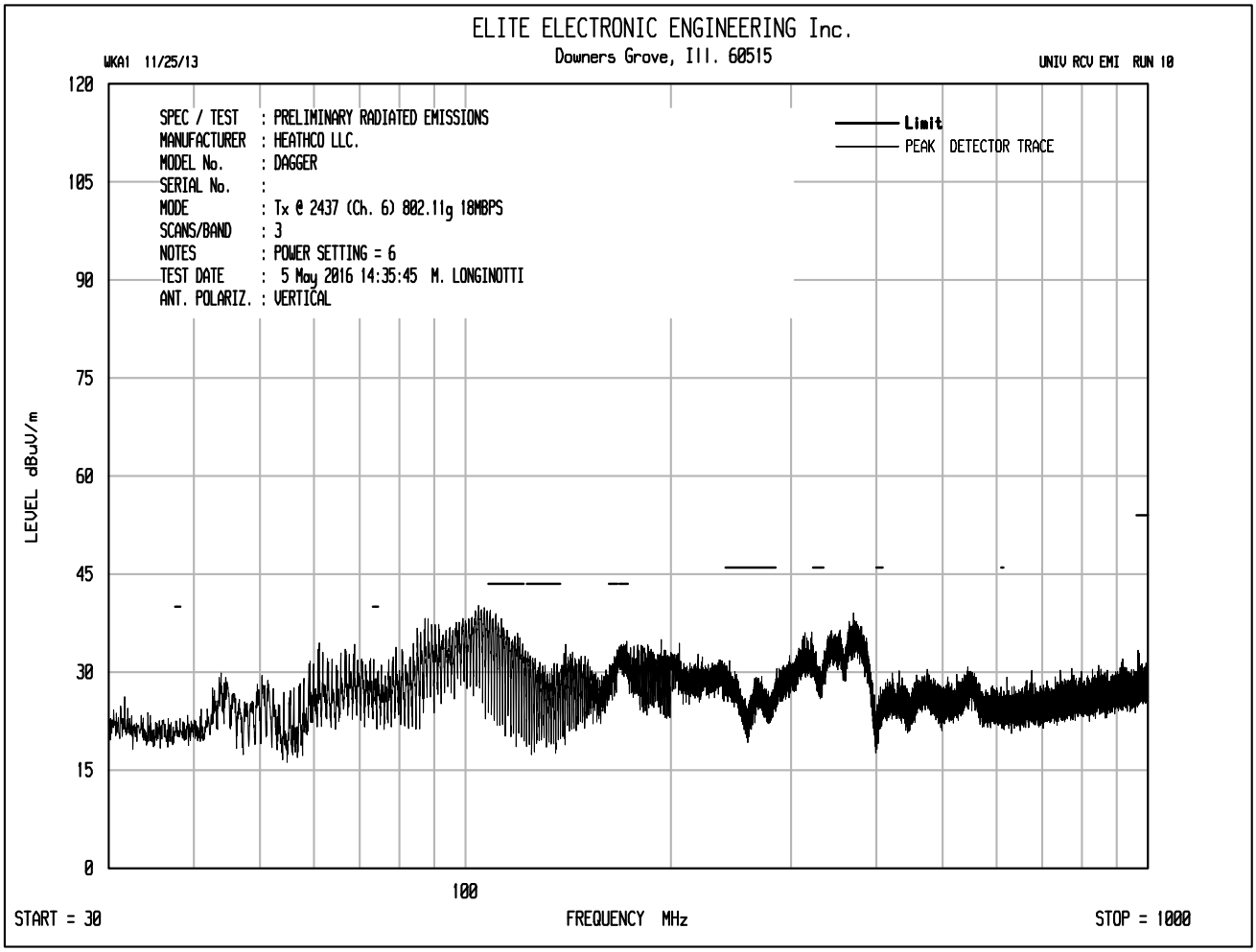
ELITE ELECTRONIC ENGINEERING Inc.
Downers Grove, Ill. 60515
WKA1 11/25/13
UNIV RCV EMI RUN 10
SPEC / TEST : PRELIMINARY RADIATED EMISSIONS
MANUFACTURER : HEATHCO LLC.
MODEL No. : DAGGER
SERIAL No. :
MODE : Tx @ 2437 (Ch. 6) 802.11g 18MBPS
SCANS/BAND : 3
NOTES : POWER SETTING = 6
TEST DATE : 5 May 2016 14:35:45 M. LONGINOTTI
ANT. POLARIZ. : VERTICAL
Limit
PEAK DETECTOR TRACE
LEVEL dBuV/m
120
105
90
75
60
45
30
15
0
100
START = 30
FREQUENCY MHz
STOP = 1000

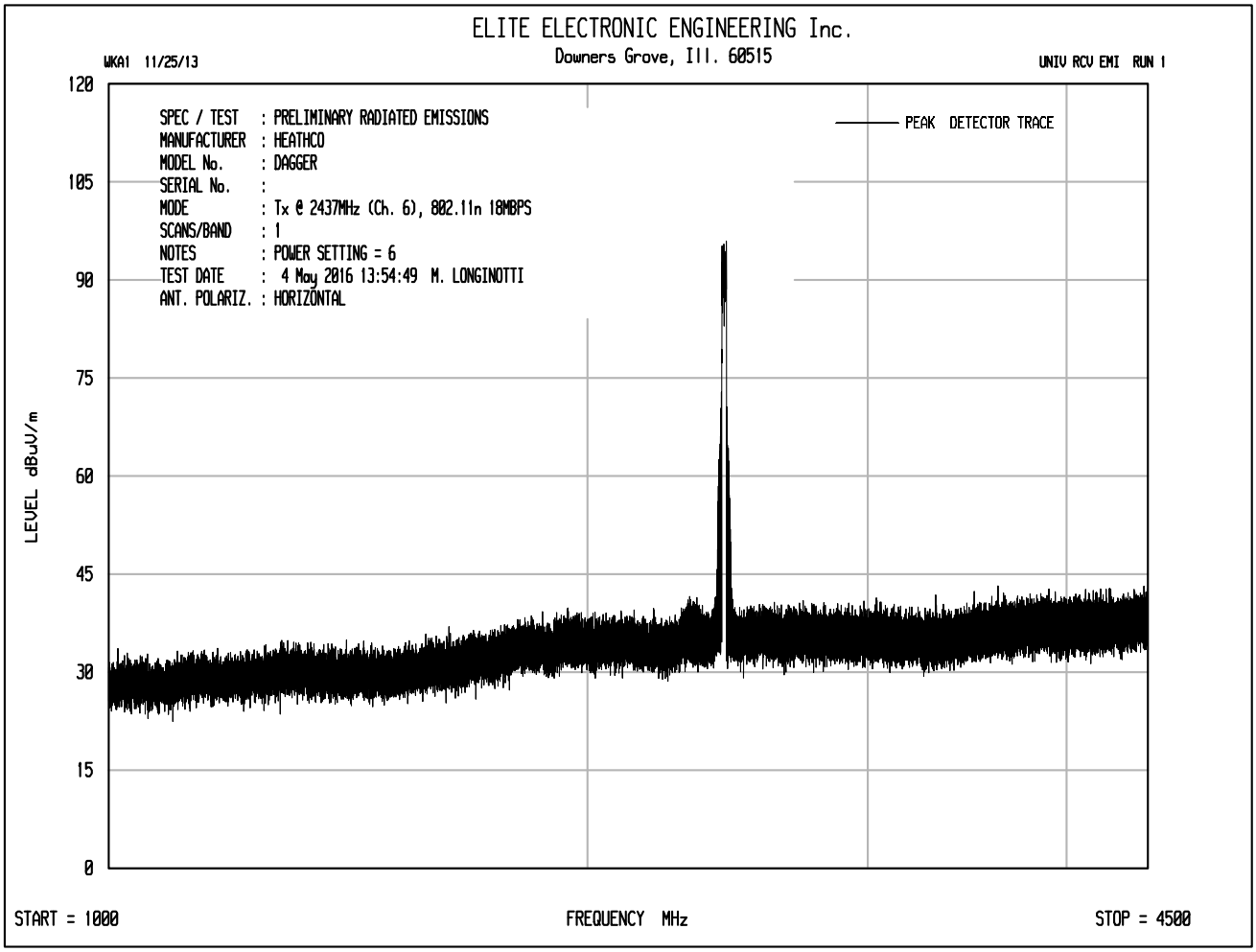
ELITE ELECTRONIC ENGINEERING Inc.
Downers Grove, Ill. 60515
WKA1 11/25/13
UNIV RCV EMI RUN 1
SPEC / TEST : PRELIMINARY RADIATED EMISSIONS
MANUFACTURER : HEATHCO
MODEL No. : DAGGER
SERIAL No. :
MODE : Tx @ 2437MHz (Ch. 6), 802.11n 18MBPS
SCANS/BAND : 1
NOTES : POWER SETTING = 6
TEST DATE : 4 May 2016 13:54:49 M. LONGINOTTI
ANT. POLARIZ. : HORIZONTAL
PEAK DETECTOR TRACE
LEVEL dBuV/m
120
105
90
75
60
45
30
15
0
START = 1000
FREQUENCY MHz
STOP = 4500

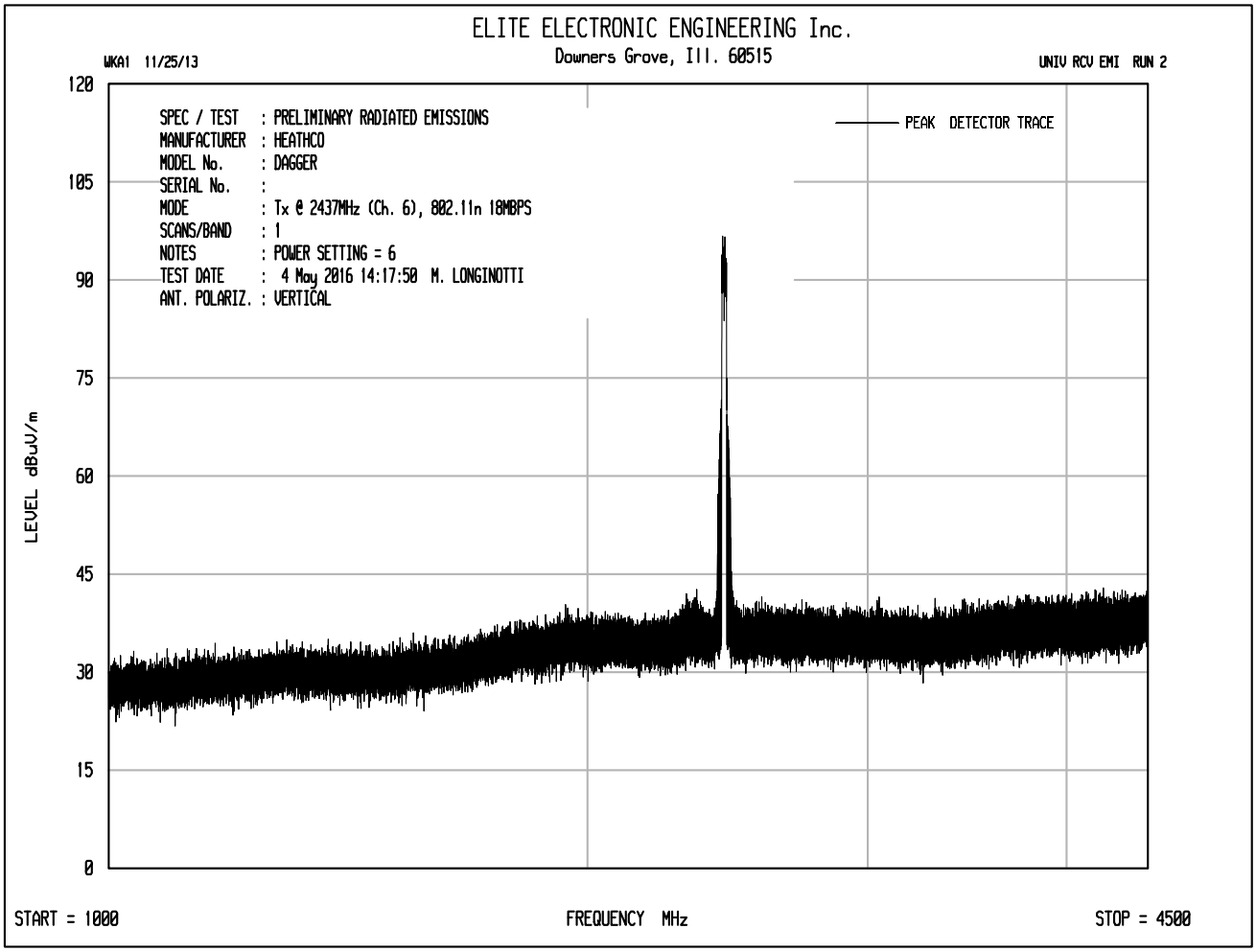
ELITE ELECTRONIC ENGINEERING Inc.
Downers Grove, Ill. 60515
WKA1 11/25/13
UNIV RCV EMI RUN 2
SPEC / TEST : PRELIMINARY RADIATED EMISSIONS
MANUFACTURER : HEATHCO
MODEL No. : DAGGER
SERIAL No. :
MODE : Tx @ 2437MHz (Ch. 6), 802.11n 18MBPS
SCANS/BAND : 1
NOTES : POWER SETTING = 6
TEST DATE : 4 May 2016 14:17:50 M. LONGINOTTI
ANT. POLARIZ. : VERTICAL
PEAK DETECTOR TRACE
LEVEL dBuV/m
120
105
90
75
60
45
30
15
0
START = 1000
FREQUENCY MHz
STOP = 4500

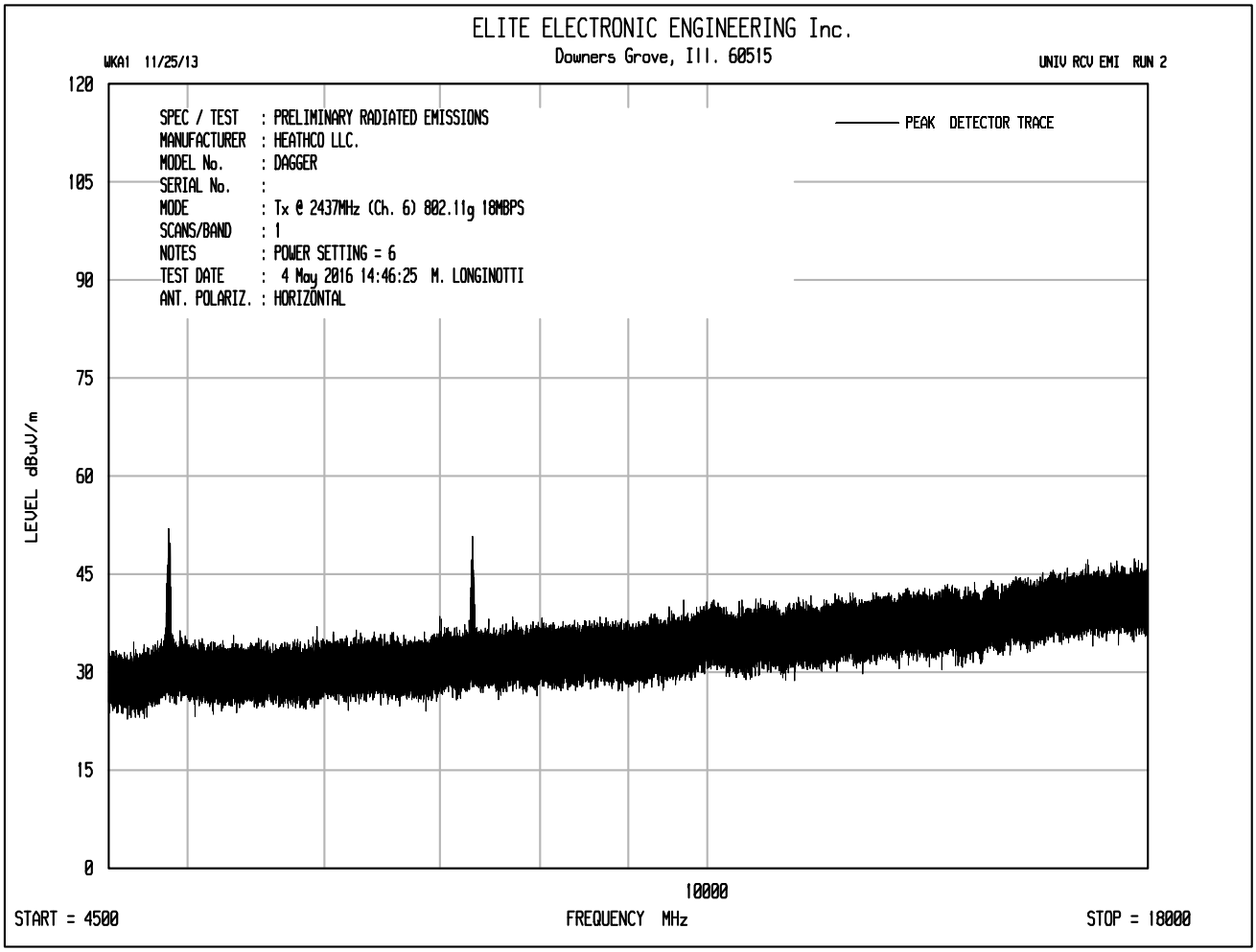
ELITE ELECTRONIC ENGINEERING Inc.
Downers Grove, Ill. 60515
WKA1 11/25/13
UNIV RCV EMI RUN 2
SPEC / TEST : PRELIMINARY RADIATED EMISSIONS
MANUFACTURER : HEATHCO LLC.
MODEL No. : DAGGER
SERIAL No. :
MODE : Tx @ 2437MHz (Ch. 6) 802.11g 18MBPS
SCANS/BAND : 1
NOTES : POWER SETTING = 6
TEST DATE : 4 May 2016 14:46:25 M. LONGINOTTI
ANT. POLARIZ. : HORIZONTAL
PEAK DETECTOR TRACE
LEVEL dBuV/m
120
105
90
75
60
45
30
15
0
10000
START = 4500
FREQUENCY MHz
STOP = 18000

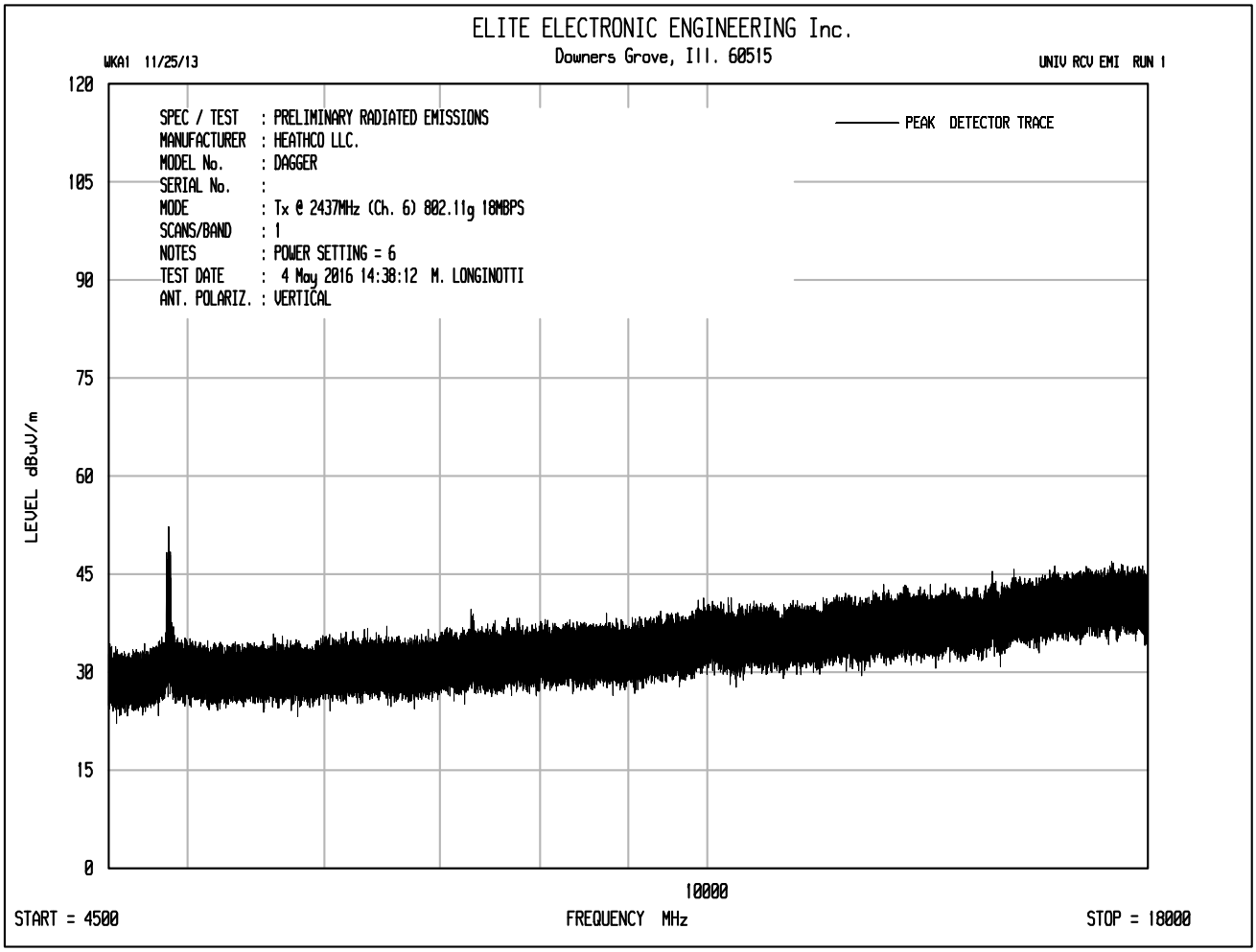
ELITE ELECTRONIC ENGINEERING Inc.
Downers Grove, Ill. 60515
WKA1 11/25/13
UNIV RCV EMI RUN 1
SPEC / TEST : PRELIMINARY RADIATED EMISSIONS
MANUFACTURER : HEATHCO LLC.
MODEL No. : DAGGER
SERIAL No. :
MODE : Tx @ 2437MHz (Ch. 6) 802.11g 18MBPS
SCANS/BAND : 1
NOTES : POWER SETTING = 6
TEST DATE : 4 May 2016 14:38:12 M. LONGINOTTI
ANT. POLARIZ. : VERTICAL
PEAK DETECTOR TRACE
LEVEL dBuV/m
120
105
90
75
60
45
30
15
0
10000
START = 4500
FREQUENCY MHz
STOP = 18000

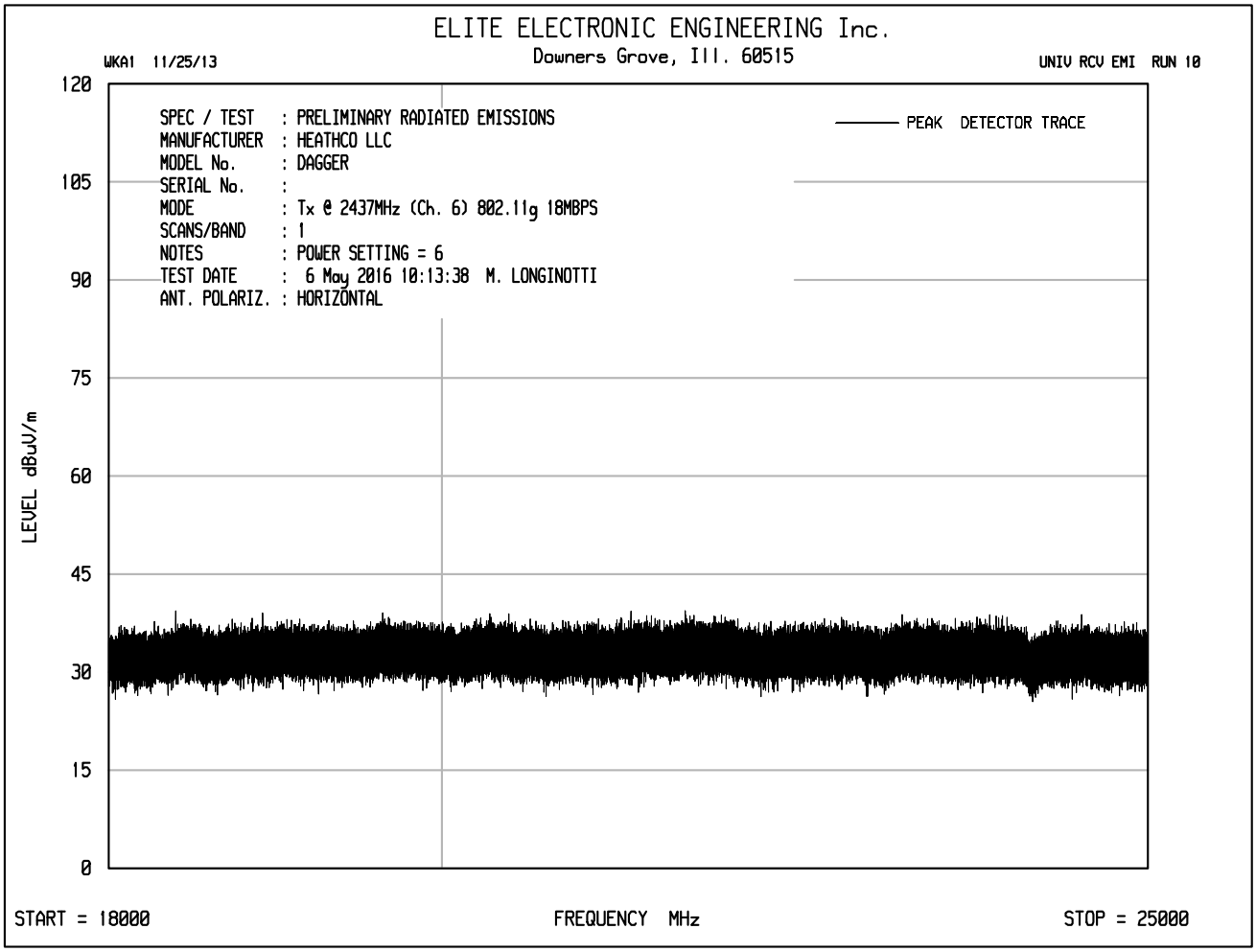
ELITE ELECTRONIC ENGINEERING Inc.
Downers Grove, Ill. 60515
WKA1 11/25/13
UNIV RCV EMI RUN 10
SPEC / TEST : PRELIMINARY RADIATED EMISSIONS
MANUFACTURER : HEATHCO LLC
MODEL No. : DAGGER
SERIAL No. :
MODE : Tx @ 2437MHz (Ch. 6) 802.11g 18MBPS
SCANS/BAND : 1
NOTES : POWER SETTING = 6
TEST DATE : 6 May 2016 10:13:38 M. LONGINOTTI
ANT. POLARIZ. : HORIZONTAL
PEAK DETECTOR TRACE
LEVEL dBuV/m
120
105
90
75
60
45
30
15
0
START = 18000
FREQUENCY MHz
STOP = 25000

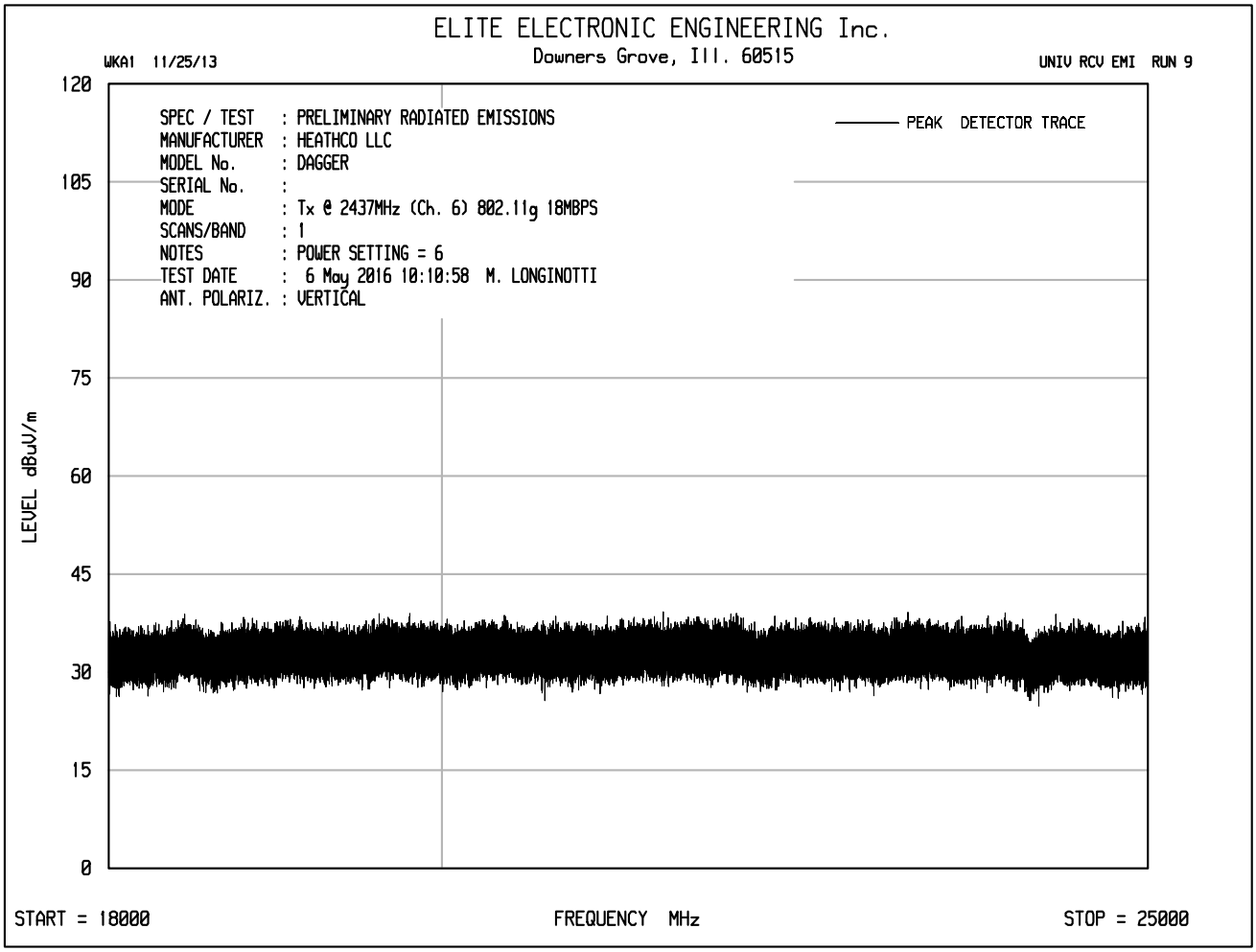
ELITE ELECTRONIC ENGINEERING Inc.
Downers Grove, Ill. 60515
WKA1 11/25/13
UNIV RCV EMI RUN 9
SPEC / TEST : PRELIMINARY RADIATED EMISSIONS
MANUFACTURER : HEATHCO LLC
MODEL No. : DAGGER
SERIAL No. :
MODE : Tx @ 2437MHz (Ch. 6) 802.11g 18MBPS
SCANS/BAND : 1
NOTES : POWER SETTING = 6
TEST DATE : 6 May 2016 10:10:58 M. LONGINOTTI
ANT. POLARIZ. : VERTICAL
PEAK DETECTOR TRACE
LEVEL dBuV/m
120
105
90
75
60
45
30
15
0
START = 18000
FREQUENCY MHz
STOP = 25000

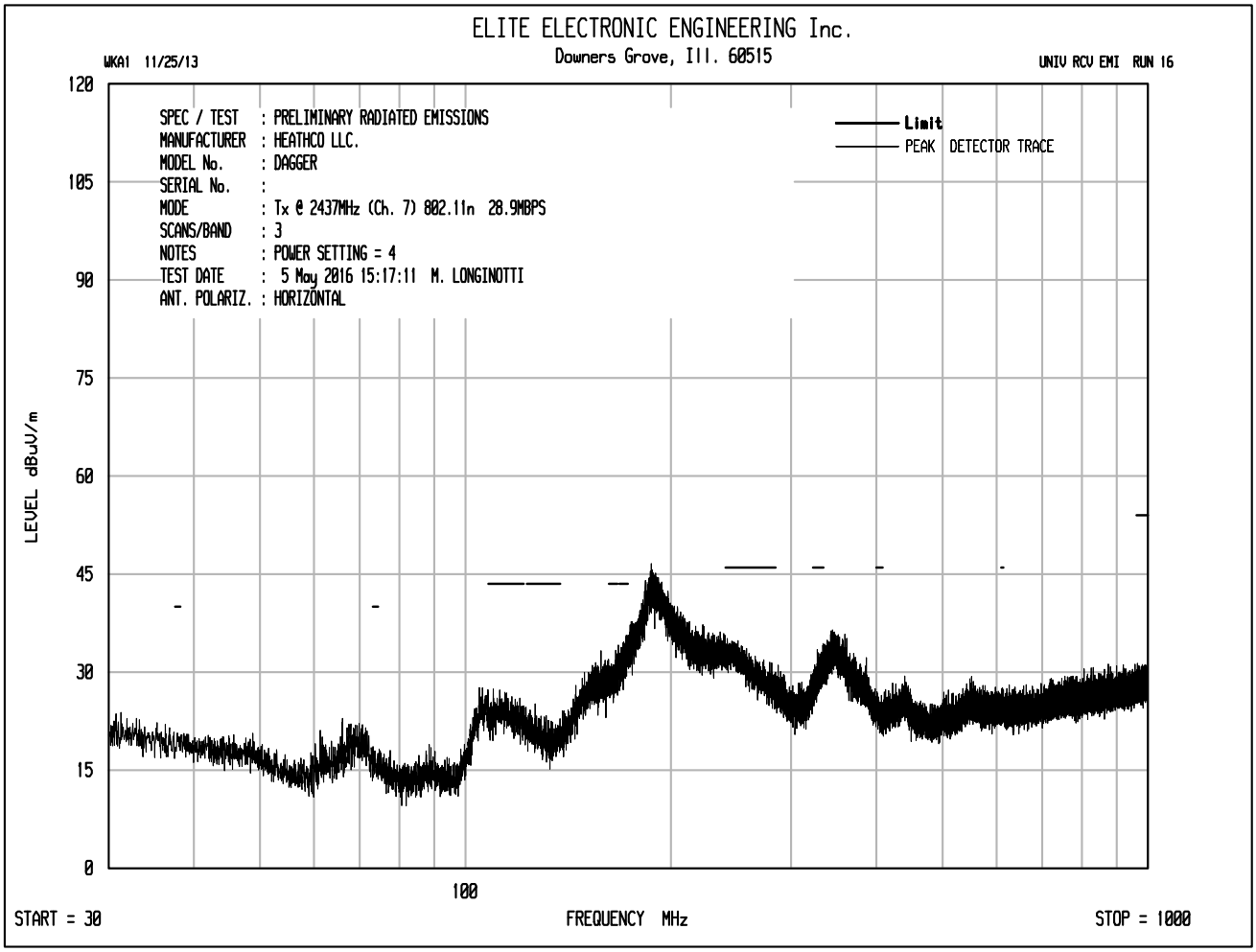
ELITE ELECTRONIC ENGINEERING Inc.
Downers Grove, Ill. 60515
WKA1 11/25/13
UNIV RCV EMI RUN 16
SPEC / TEST : PRELIMINARY RADIATED EMISSIONS
MANUFACTURER : HEATHCO LLC.
MODEL No. : DAGGER
SERIAL No. :
MODE : Tx @ 2437MHz (Ch. 7) 802.11n 28.9MBPS
SCANS/BAND : 3
NOTES : POWER SETTING = 4
TEST DATE : 5 May 2016 15:17:11 M. LONGINOTTI
ANT. POLARIZ. : HORIZONTAL
Limit
PEAK DETECTOR TRACE
LEVEL dBuV/m
120
105
90
75
60
45
30
15
0
100
START = 30
FREQUENCY MHz
STOP = 1000

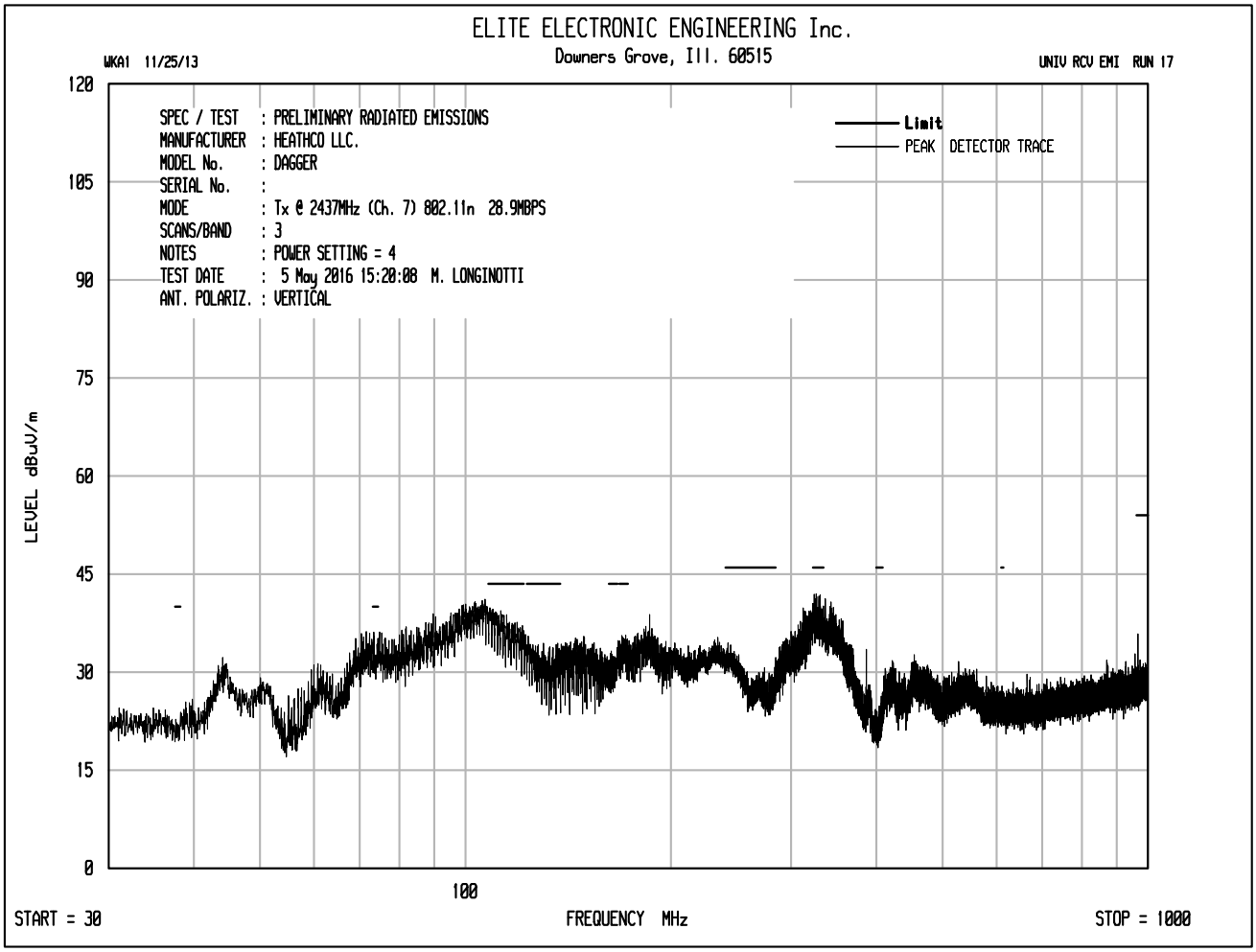
ELITE ELECTRONIC ENGINEERING Inc.
Downers Grove, Ill. 60515
WKA1 11/25/13
UNIV RCV EMI RUN 17
SPEC / TEST : PRELIMINARY RADIATED EMISSIONS
MANUFACTURER : HEATHCO LLC.
MODEL No. : DAGGER
SERIAL No. :
MODE : Tx @ 2437MHz (Ch. 7) 802.11n 28.9MBPS
SCANS/BAND : 3
NOTES : POWER SETTING = 4
TEST DATE : 5 May 2016 15:20:08 M. LONGINOTTI
ANT. POLARIZ. : VERTICAL
Limit
PEAK DETECTOR TRACE
LEVEL dBuV/m
120
105
90
75
60
45
30
15
0
100
START = 30
FREQUENCY MHz
STOP = 1000

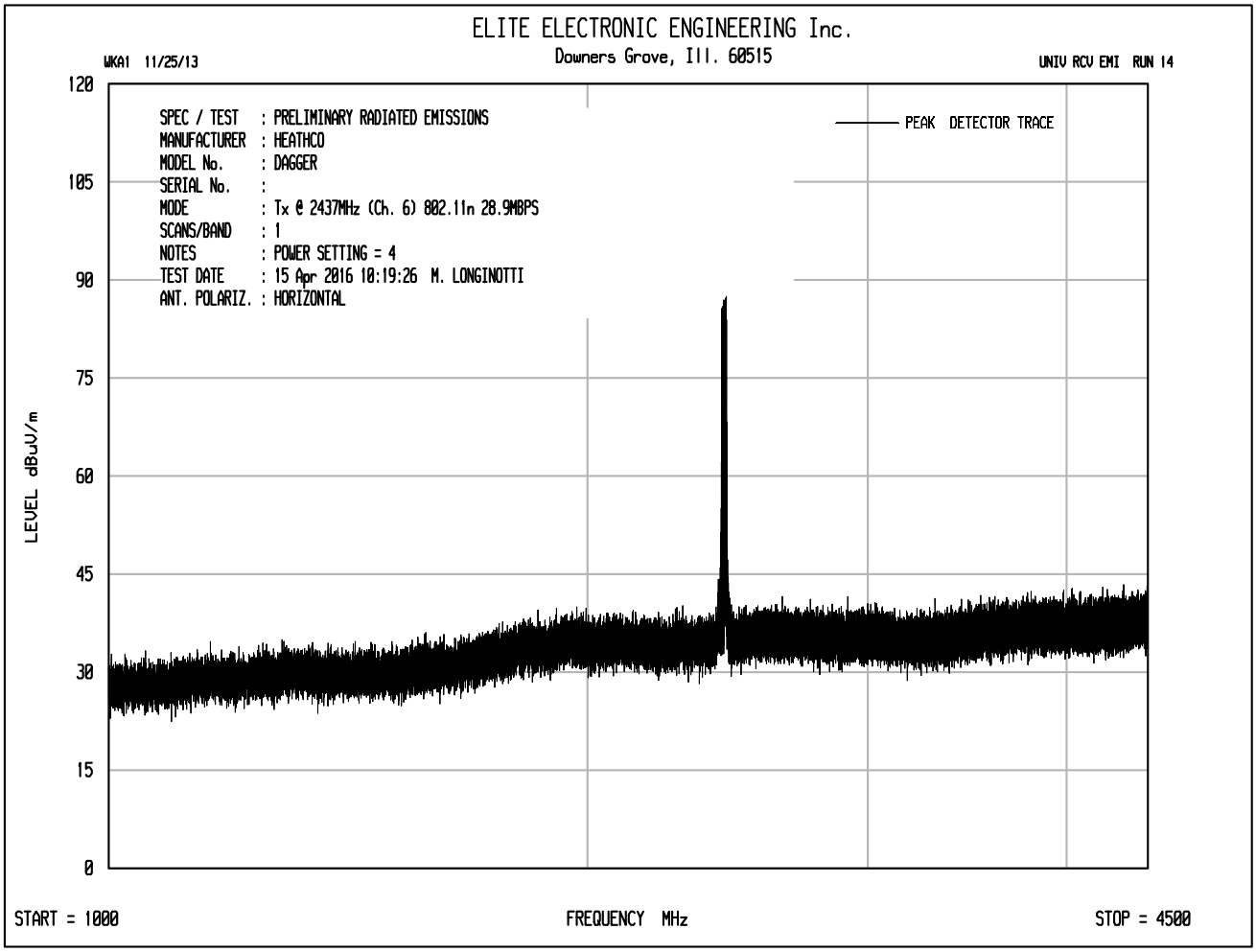
ELITE ELECTRONIC ENGINEERING Inc.
Downers Grove, Ill. 60515
WKA1 11/25/13
UNIV RCV EMI RUN 14
SPEC / TEST : PRELIMINARY RADIATED EMISSIONS
MANUFACTURER : HEATHCO
MODEL No. : DAGGER
SERIAL No. :
MODE : Tx @ 2437MHz (Ch. 6) 802.11n 28.9MBPS
SCANS/BAND : 1
NOTES : POWER SETTING = 4
TEST DATE : 15 Apr 2016 10:19:26 M. LONGINOTTI
ANT. POLARIZ. : HORIZONTAL
PEAK DETECTOR TRACE
LEVEL dBuV/m
120
105
90
75
60
45
30
15
0
START = 1000
FREQUENCY MHz
STOP = 4500

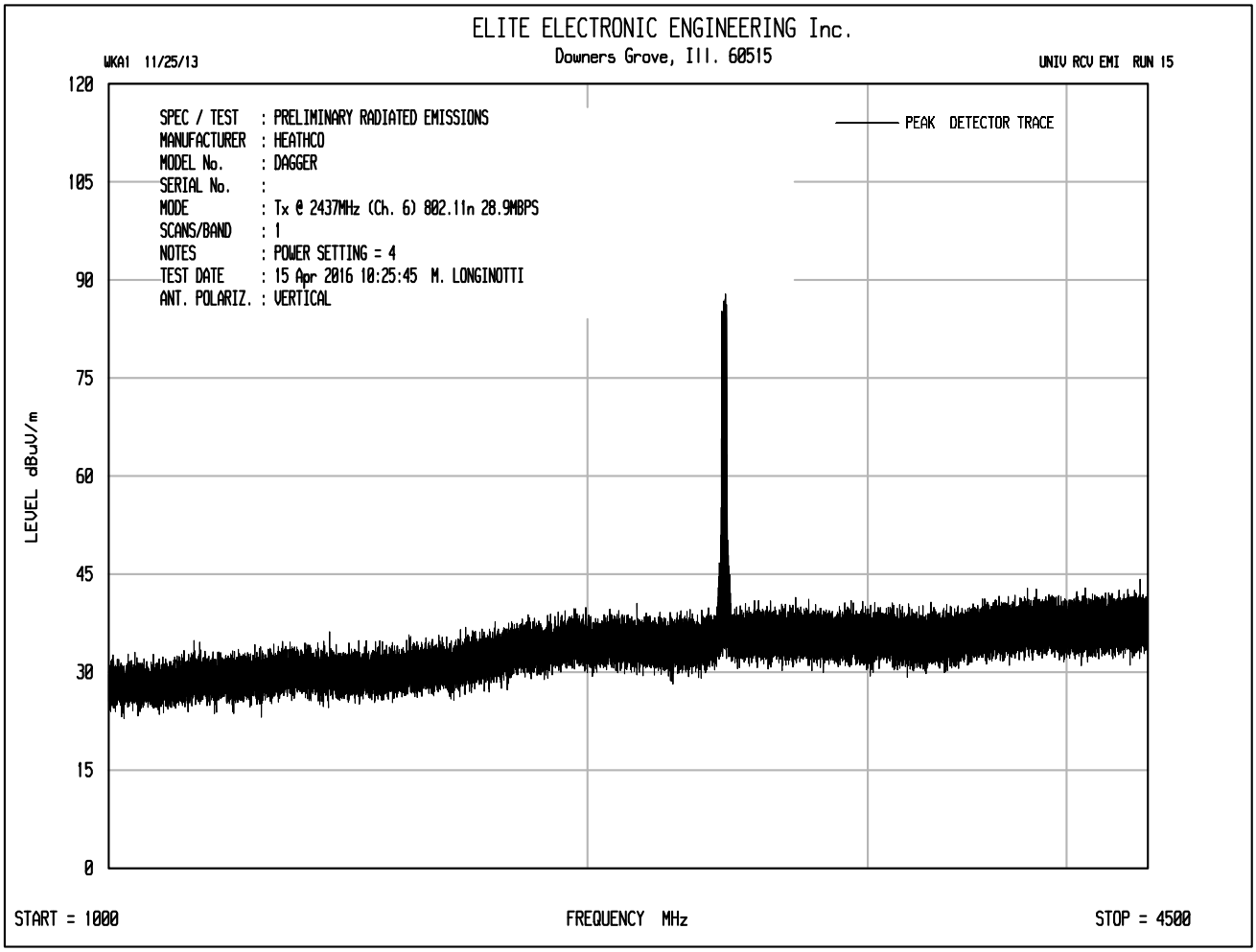
ELITE ELECTRONIC ENGINEERING Inc.
Downers Grove, Ill. 60515
WKA1 11/25/13
UNIV RCV EMI RUN 15
SPEC / TEST : PRELIMINARY RADIATED EMISSIONS
MANUFACTURER : HEATHCO
MODEL No. : DAGGER
SERIAL No. :
MODE : Tx @ 2437MHz (Ch. 6) 802.11n 28.9MBPS
SCANS/BAND : 1
NOTES : POWER SETTING = 4
TEST DATE : 15 Apr 2016 10:25:45 M. LONGINOTTI
ANT. POLARIZ. : VERTICAL
PEAK DETECTOR TRACE
LEVEL dBuV/m
120
105
90
75
60
45
30
15
0
START = 1000
FREQUENCY MHz
STOP = 4500

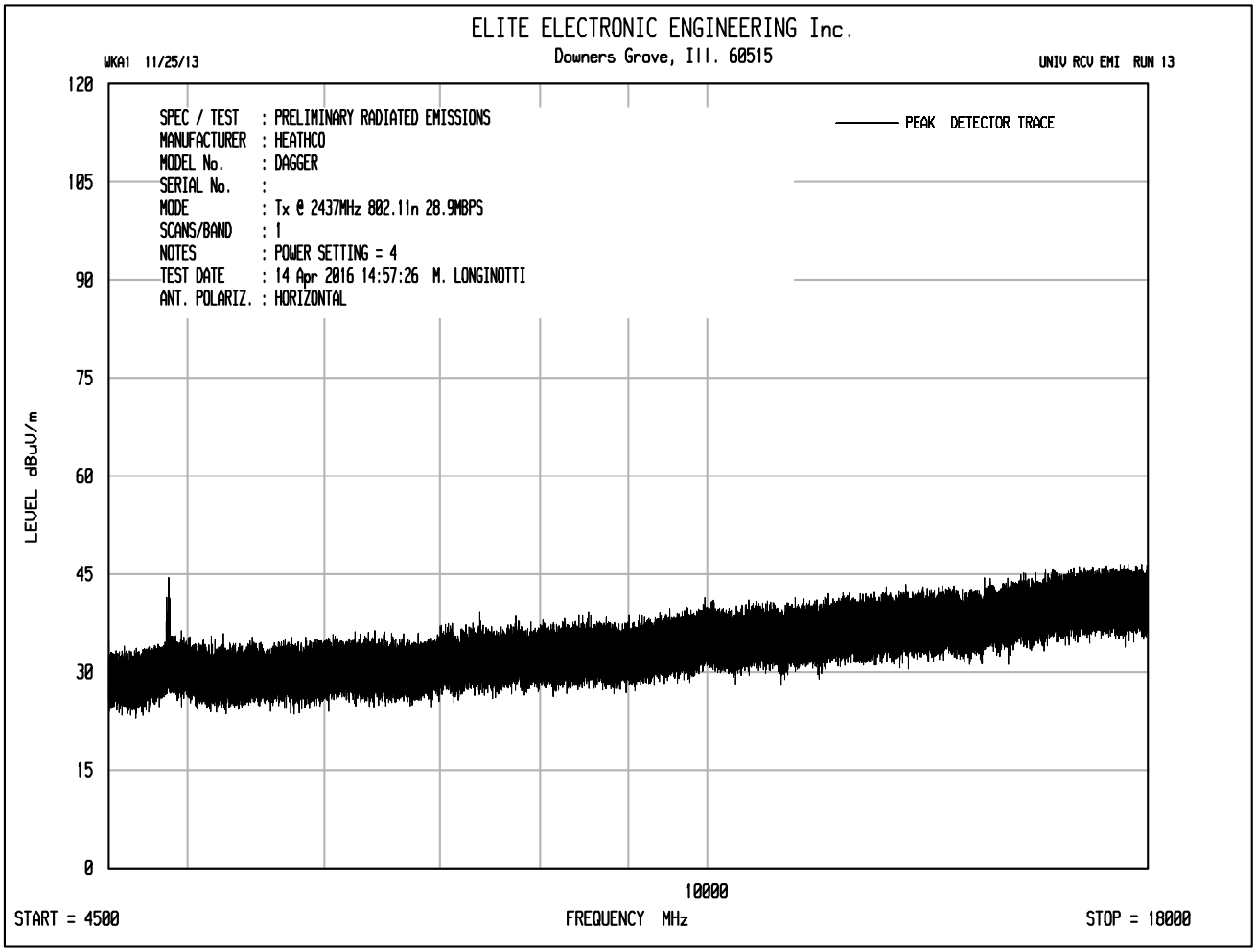
ELITE ELECTRONIC ENGINEERING Inc.
Downers Grove, Ill. 60515
WKA1 11/25/13
UNIV RCV EMI RUN 13
SPEC / TEST : PRELIMINARY RADIATED EMISSIONS
MANUFACTURER : HEATHCO
MODEL No. : DAGGER
SERIAL No. :
MODE : Tx @ 2437MHz 802.11n 28.9MBPS
SCANS/BAND : 1
NOTES : POWER SETTING = 4
TEST DATE : 14 Apr 2016 14:57:26 M. LONGINOTTI
ANT. POLARIZ. : HORIZONTAL
PEAK DETECTOR TRACE
LEVEL dBuV/m
120
105
90
75
60
45
30
15
0
10000
START = 4500
FREQUENCY MHz
STOP = 18000

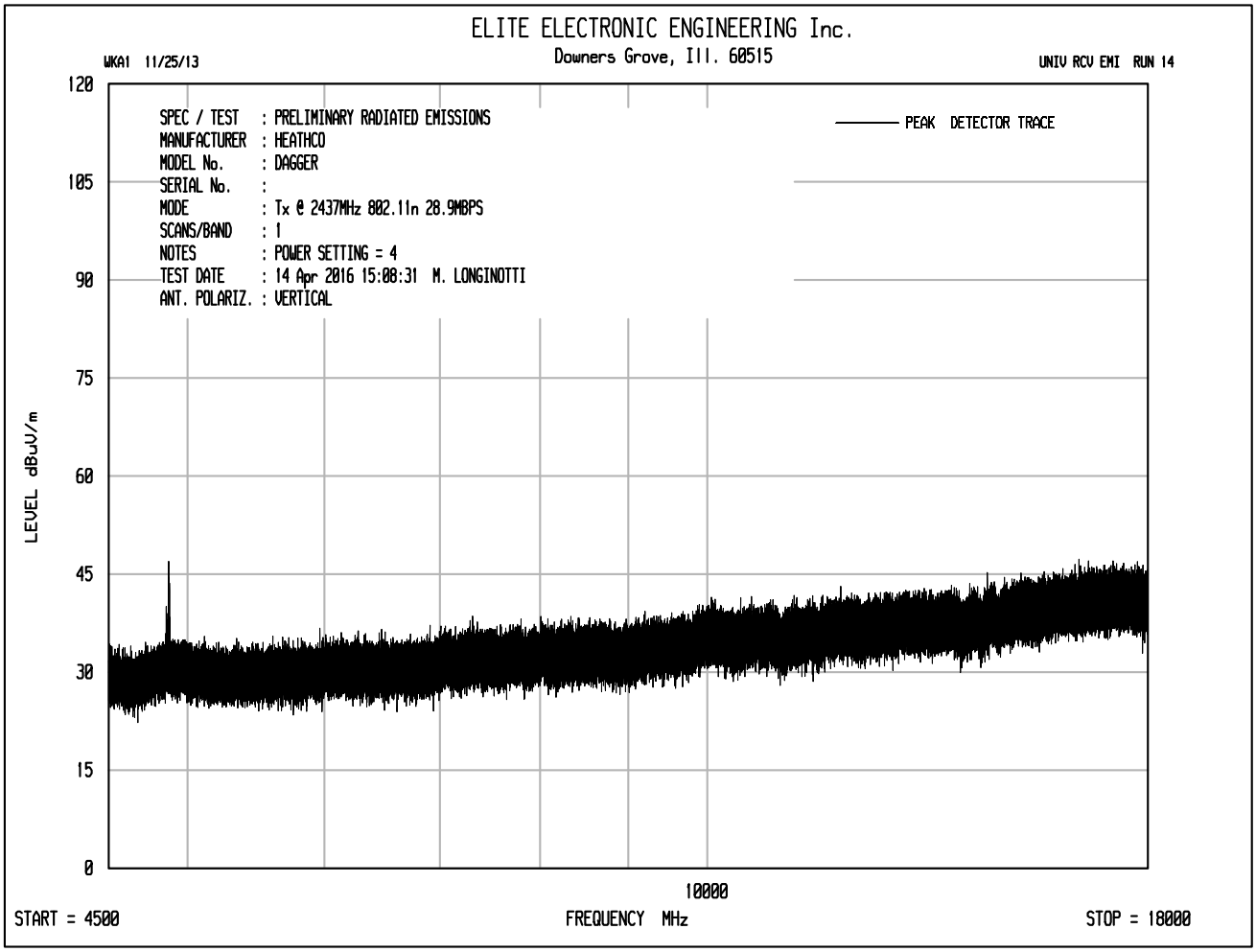
ELITE ELECTRONIC ENGINEERING Inc.
Downers Grove, Ill. 60515
WKA1 11/25/13
UNIV RCV EMI RUN 14
SPEC / TEST : PRELIMINARY RADIATED EMISSIONS
MANUFACTURER : HEATHCO
MODEL No. : DAGGER
SERIAL No. :
MODE : Tx @ 2437MHz 802.11n 28.9MBPS
SCANS/BAND : 1
NOTES : POWER SETTING = 4
TEST DATE : 14 Apr 2016 15:08:31 M. LONGINOTTI
ANT. POLARIZ. : VERTICAL
PEAK DETECTOR TRACE
LEVEL dBuV/m
120
105
90
75
60
45
30
15
0
10000
START = 4500
FREQUENCY MHz
STOP = 18000

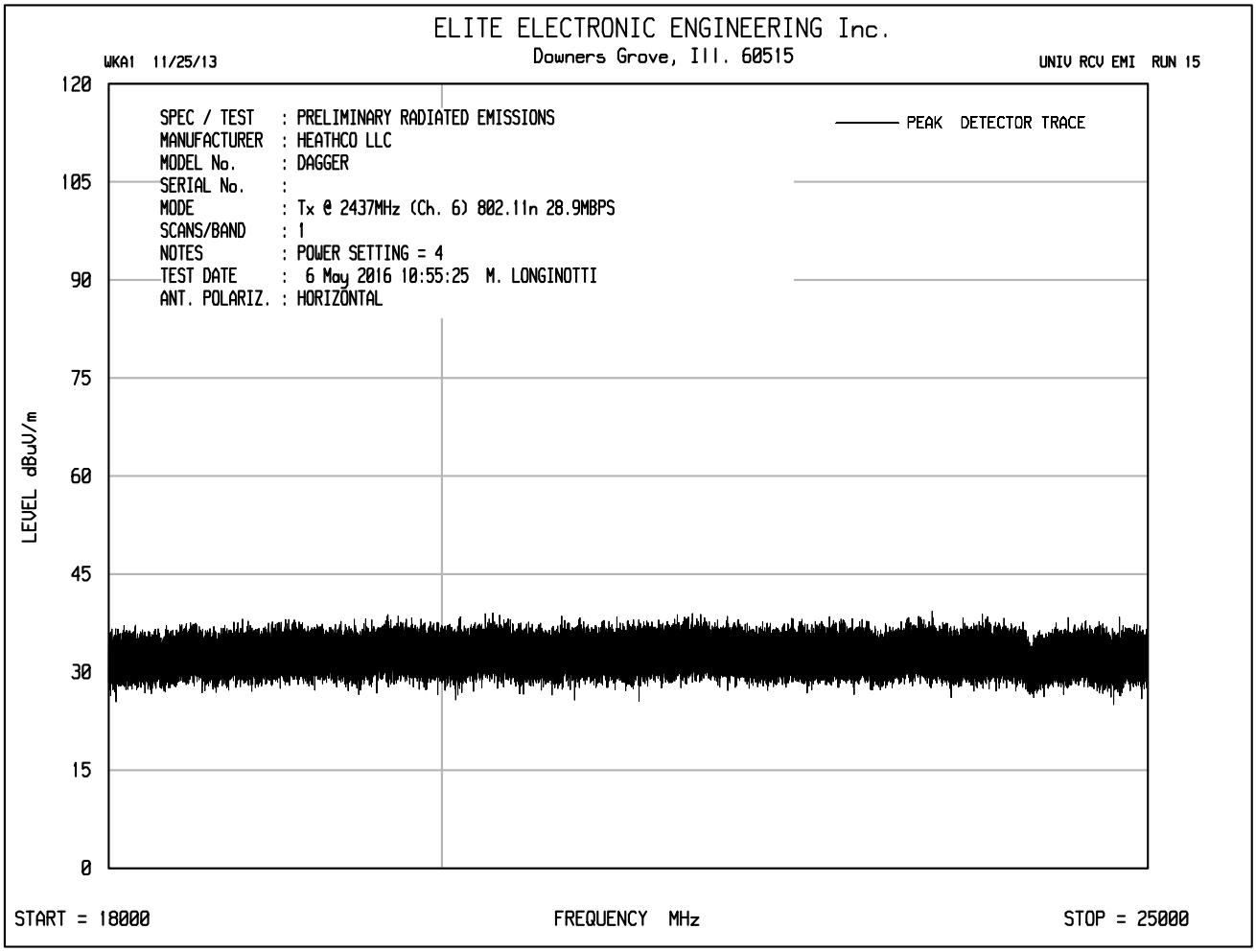
ELITE ELECTRONIC ENGINEERING Inc.
Downers Grove, Ill. 60515
WKA1 11/25/13
UNIV RCV EMI RUN 15
SPEC / TEST : PRELIMINARY RADIATED EMISSIONS
MANUFACTURER : HEATHCO LLC
MODEL No. : DAGGER
SERIAL No. :
MODE : Tx @ 2437MHz (Ch. 6) 802.11n 28.9MBPS
SCANS/BAND : 1
NOTES : POWER SETTING = 4
TEST DATE : 6 May 2016 10:55:25 M. LONGINOTTI
ANT. POLARIZ. : HORIZONTAL
PEAK DETECTOR TRACE
LEVEL dBuV/m
120
105
90
75
60
45
30
15
0
START = 18000
FREQUENCY MHz
STOP = 25000

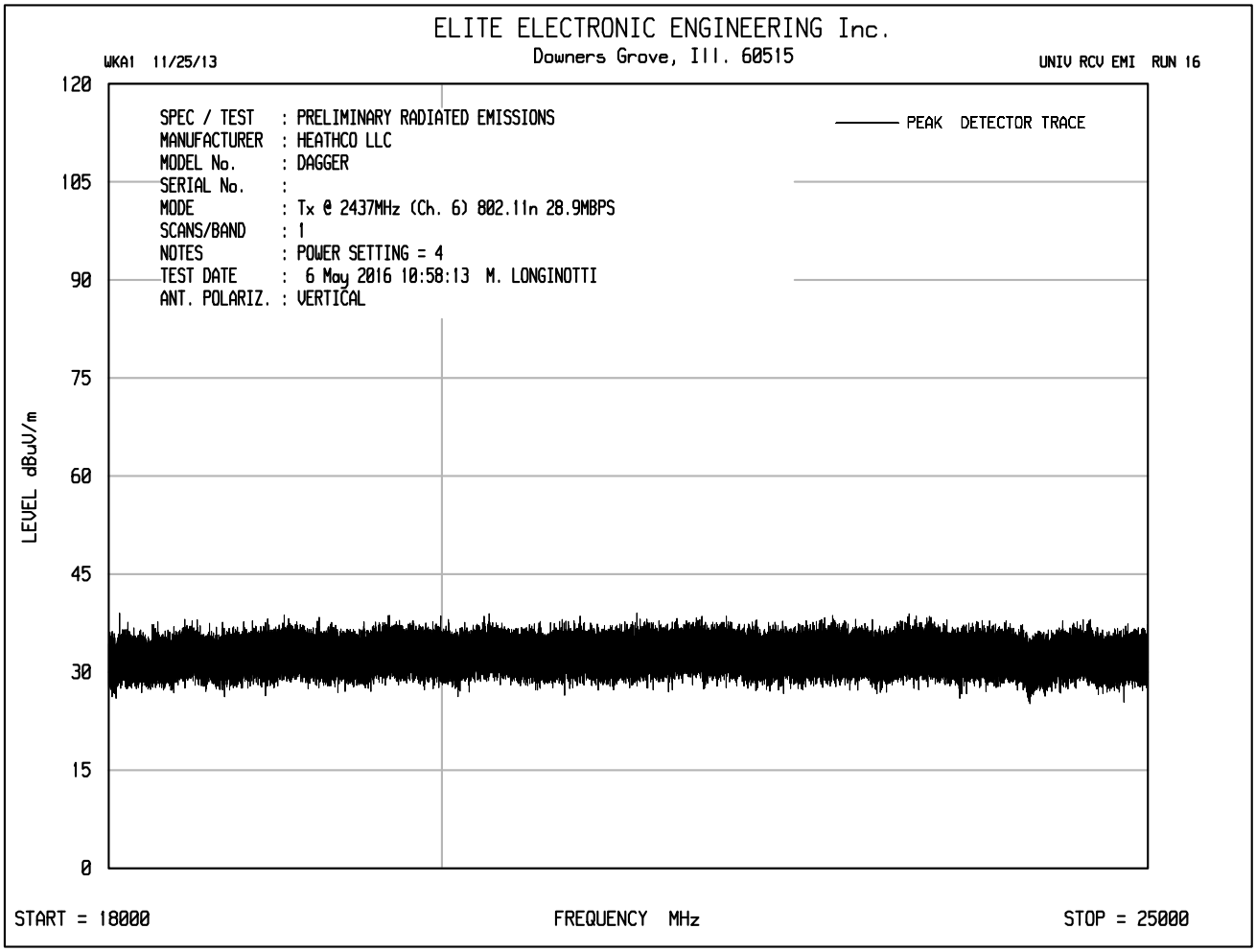
ELITE ELECTRONIC ENGINEERING Inc.
Downers Grove, Ill. 60515
WKA1 11/25/13
UNIV RCV EMI RUN 16
SPEC / TEST : PRELIMINARY RADIATED EMISSIONS
MANUFACTURER : HEATHCO LLC
MODEL No. : DAGGER
SERIAL No. :
MODE : Tx @ 2437MHz (Ch. 6) 802.11n 28.9MBPS
SCANS/BAND : 1
NOTES : POWER SETTING = 4
TEST DATE : 6 May 2016 10:58:13 M. LONGINOTTI
ANT. POLARIZ. : VERTICAL
PEAK DETECTOR TRACE
LEVEL dBuV/m
120
105
90
75
60
45
30
15
0
START = 18000
FREQUENCY MHz
STOP = 25000

Manufacturer : HeathCo LLC
Model No. : 5892
Serial No. : D412BB0E80FC
Specification : FCC-15.247 Spurious Radiated Emissions in Restricted Bands
Date : April 13, 2016 through May 6, 2016
Mode : Tx @ 2437MHz, 802.11b, 11Mbps, power setting = 15
Notes : Test Distance is 3 meters
Notes : Peak Readings in a 1MHz bandwidth

Freq. MHz	Ant Pol	Meter Reading (dBuV)	Ambient	CBL Fac (dB)	Ant Fac (dB)	Pre Amp (dB)	Peak Total dBuV/m at 3m	Peak Total uV/m at 3 m	Peak Limit uV/m at 3 m	Margin (dB)
4874.00	H	52.5		3.7	34.8	-39.3	51.6	382.3	5000.0	-22.3
4874.00	V	54.7		3.7	34.8	-39.3	53.8	492.6	5000.0	-20.1
7311.00	H	52.3		4.7	35.6	-39.4	53.2	455.3	5000.0	-20.8
7311.00	V	49.8	Ambient	4.7	35.6	-39.4	50.7	341.5	5000.0	-23.3
12185.00	H	47.5	Ambient	6.1	38.9	-39.1	53.4	467.3	5000.0	-20.6
12185.00	V	48.7	Ambient	6.1	38.9	-39.1	54.6	536.6	5000.0	-19.4
19496.00	H	34.5	Ambient	2.2	40.4	-28.6	48.5	267.1	5000.0	-25.4
19496.00	V	34.0	Ambient	2.2	40.4	-28.6	48.0	252.1	5000.0	-25.9

Peak Total (dBuV/m) = Meter Reading (dBuV) + Cable Factor (dB) + Antenna Factor (dB) + Pre Amp Gain (dB)

Peak Total uV/m = 10^((Peak Total (dBuV/m))/20)

Checked By: MARK E. LONGINOTTI

Mark E. Longinotti

Manufacturer : HeathCo LLC
Model No. : 5892
Serial No. : D412BB0E80FC
Specification : FCC-15.247 Spurious Radiated Emissions in Restricted Bands
Date : April 13, 2016 through May 6, 2016
Mode : Tx @ 2437MHz, 802.11b, 11Mbps, power setting = 15
Notes : Test Distance is 3 meters
Notes : Average Readings in a 1MHz bandwidth

Freq. MHz	Ant Pol	Meter Reading (dBuV)	Ambient	CBL Fac (dB)	Ant Fac (dB)	Pre Amp (dB)	Duty Cycle (dB)	Average Total dBuV/m at 3m	Average Total uV/m at 3 m	Average Limit uV/m at 3 m	Margin (dB)
4874.00	H	41.4		3.7	34.8	-39.3	1.7	42.2	129.6	500.0	-11.7
4874.00	V	43.8		3.7	34.8	-39.3	1.7	44.6	170.8	500.0	-9.3
7311.00	H	41.10		4.7	35.6	-39.4	1.7	43.7	152.5	500.0	-10.3
7311.00	V	37.9		4.7	35.6	-39.4	1.7	40.5	105.5	500.0	-13.5
12185.00	H	35.7	Ambient	6.1	38.9	-39.1	1.7	43.3	146.1	500.0	-10.7
12185.00	V	35.7	Ambient	6.1	38.9	-39.1	1.7	43.3	146.1	500.0	-10.7
19496.00	H	23.1	Ambient	2.2	40.4	-28.6	1.7	38.8	87.4	500.0	-15.1
19496.00	V	23.0	Ambient	2.2	40.4	-28.6	1.7	38.7	86.4	500.0	-15.2

Average Total (dBuV/m) = Meter Reading (dBuV) + Cable Factor (dB) + Antenna Factor (dB) + Pre Amp Gain (dB) + Duty Cycle Correction Factor (dB)

Average Total uV/m = 10^((Average Total (dBuV/m))/20)

Checked By: MARK E. LONGINOTTI

Mark E. Longinotti

Manufacturer : HeathCo LLC
Model No. : 5892
Serial No. : D412BB0E80FC
Specification : FCC-15.247 Spurious Radiated Emissions in Restricted Bands
Date : April 13, 2016 through May 6, 2016
Mode : Tx @ 2437MHz, 802.11b, 11Mbps, power setting = 15
Notes : Test Distance is 3 meters
Notes : Quasi-Peak readings in a 120kHz bandwidth

Freq. MHz	Ant Pol	Meter Reading (dBuV)	Ambient	CBL Fac (dB)	Ant Fac (dB)	Pre Amp (dB)	QP Total dBuV/m at 3m	QP Total uV/m at 3 m	QP Limit uV/m at 3 m	Margin (dB)
124.43	H	9.8		0.6	18.0	0.0	28.4	26.3	150.0	-15.1
123.05	V	16.2		0.6	18.0	0.0	34.7	54.5	150.0	-8.8
334.51	H	12.8		0.9	20.2	0.0	33.9	49.8	200.0	-12.1
334.65	V	13.6		0.9	20.2	0.0	34.7	54.6	200.0	-11.3

Checked By: MARK E. LONGINOTTI

Mark E. Longinotti

Manufacturer : HeathCo LLC
Model No. : 5892
Serial No. : D412BB0E80FC
Specification : FCC-15.247 Spurious Radiated Emissions in Restricted Bands
Date : April 13, 2016 through May 6, 2016
Mode : Tx @ 2437MHz, 802.11g, 18Mbps, power setting = 6
Notes : Test Distance is 3 meters
Notes : Peak Readings in a 1MHz bandwidth

Freq. MHz	Ant Pol	Meter Reading (dBuV)	Ambient	CBL Fac (dB)	Ant Fac (dB)	Pre Amp (dB)	Peak Total dBuV/m at 3m	Peak Total uV/m at 3 m	Peak Limit uV/m at 3 m	Margin (dB)
4874.00	H	60.0		3.7	34.8	-39.3	59.1	906.7	5000.0	-14.8
4874.00	V	60.2		3.7	34.8	-39.3	59.3	927.8	5000.0	-14.6
7311.00	H	62.6		4.7	35.6	-39.4	63.5	1488.8	5000.0	-10.5
7311.00	V	58.8		4.7	35.6	-39.4	59.7	962.4	5000.0	-14.3
12185.00	H	48.3	Ambient	6.1	38.9	-39.1	54.2	512.4	5000.0	-19.8
12185.00	V	49.0	Ambient	6.1	38.9	-39.1	54.9	555.4	5000.0	-19.1
19496.00	H	34.2	Ambient	2.2	40.4	-28.6	48.2	258.0	5000.0	-25.7
19496.00	V	34.9	Ambient	2.2	40.4	-28.6	48.9	279.6	5000.0	-25.0

Peak Total (dBuV/m) = Meter Reading (dBuV) + Cable Factor (dB) + Antenna Factor (dB) + Pre Amp Gain (dB)

Peak Total uV/m = 10^((Peak Total (dBuV/m))/20)

Checked By: MARK E. LONGINOTTI

Mark E. Longinotti

Manufacturer : HeathCo LLC
Model No. : 5892
Serial No. : D412BB0E80FC
Specification : FCC-15.247 Spurious Radiated Emissions in Restricted Bands
Date : April 13, 2016 through May 6, 2016
Mode : Tx @ 2437MHz, 802.11g, 18Mbps, power setting = 6
Notes : Test Distance is 3 meters
Notes : Average Readings in a 1MHz bandwidth

Freq. MHz	Ant Pol	Meter Reading (dBuV)	Ambient	CBL Fac (dB)	Ant Fac (dB)	Pre Amp (dB)	Duty Cycle (dB)	Average Total dBuV/m at 3m	Average Total uV/m at 3 m	Average Limit uV/m at 3 m	Margin (dB)
4874.00	H	47.1		3.7	34.8	-39.3	3.1	49.3	293.1	500.0	-4.6
4874.00	V	47.3		3.7	34.8	-39.3	3.1	49.5	299.9	500.0	-4.4
7311.00	H	49.40		4.7	35.6	-39.4	3.1	53.4	465.4	500.0	-0.6
7311.00	V	39.0		4.7	35.6	-39.4	3.1	43.0	140.6	500.0	-11.0
12185.00	H	35.6	Ambient	6.1	38.9	-39.1	3.1	44.6	169.5	500.0	-9.4
12185.00	V	35.6	Ambient	6.1	38.9	-39.1	3.1	44.6	169.5	500.0	-9.4
19496.00	H	22.8	Ambient	2.2	40.4	-28.6	3.1	39.9	99.1	500.0	-14.1
19496.00	V	22.8	Ambient	2.2	40.4	-28.6	3.1	39.9	99.1	500.0	-14.1

Average Total (dBuV/m) = Meter Reading (dBuV) + Cable Factor (dB) + Antenna Factor (dB) + Pre Amp Gain (dB) + Duty Cycle Correction Factor (dB)

Average Total uV/m = 10^((Average Total (dBuV/m))/20)

Checked By: MARK E. LONGINOTTI

Mark E. Longinotti

Manufacturer : HeathCo LLC
Model No. : 5892
Serial No. : D412BB0E80FC
Specification : FCC-15.247 Spurious Radiated Emissions in Restricted Bands
Date : April 13, 2016 through May 6, 2016
Mode : Tx @ 2437MHz, 802.11n, 28.9Mbps, power setting = 4
Notes : Test Distance is 3 meters
Notes : Peak Readings in a 1MHz bandwidth

Freq. MHz	Ant Pol	Meter Reading (dBuV)	Ambient	CBL Fac (dB)	Ant Fac (dB)	Pre Amp (dB)	Peak Total dBuV/m at 3m	Peak Total uV/m at 3 m	Peak Limit uV/m at 3 m	Margin (dB)
4874.00	H	54.8		3.7	34.8	-39.3	53.9	498.3	5000.0	-20.0
4874.00	V	52.6		3.7	34.8	-39.3	51.7	386.8	5000.0	-22.2
7311.00	H	50.9	Ambient	4.7	35.6	-39.4	51.8	387.6	5000.0	-22.2
7311.00	V	49.2	Ambient	4.7	35.6	-39.4	50.1	318.7	5000.0	-23.9
12185.00	H	48.8	Ambient	6.1	38.9	-39.1	54.7	542.8	5000.0	-19.3
12185.00	V	48.6	Ambient	6.1	38.9	-39.1	54.5	530.4	5000.0	-19.5
19496.00	H	34.7	Ambient	2.2	40.4	-28.6	48.7	273.3	5000.0	-25.2
19496.00	V	34.5	Ambient	2.2	40.4	-28.6	48.5	267.1	5000.0	-25.4

Peak Total (dBuV/m) = Meter Reading (dBuV) + Cable Factor (dB) + Antenna Factor (dB) + Pre Amp Gain (dB)

Peak Total uV/m = 10^((Peak Total (dBuV/m))/20)

Checked By: MARK E. LONGINOTTI

Mark E. Longinotti

Manufacturer : HeathCo LLC
Model No. : 5892
Serial No. : D412BB0E80FC
Specification : FCC-15.247 Spurious Radiated Emissions in Restricted Bands
Date : April 13, 2016 through May 6, 2016
Mode : Tx @ 2437MHz, 802.11n, 28.9Mbps, power setting = 4
Notes : Test Distance is 3 meters
Notes : Average Readings in a 1MHz bandwidth

Freq. MHz	Ant Pol	Meter Reading (dBuV)	Ambient	CBL Fac (dB)	Ant Fac (dB)	Pre Amp (dB)	Duty Cycle (dB)	Average Total dBuV/m at 3m	Average Total uV/m at 3 m	Average Limit uV/m at 3 m	Margin (dB)
4874.00	H	41.6		3.7	34.8	-39.3	3.9	44.6	170.0	500.0	-9.4
4874.00	V	38.6		3.7	34.8	-39.3	3.9	41.6	120.4	500.0	-12.4
7311.00	H	37.30	Ambient	4.7	35.6	-39.4	3.9	42.0	126.3	500.0	-12.0
7311.00	V	36.7	Ambient	4.7	35.6	-39.4	3.9	41.4	117.9	500.0	-12.6
12185.00	H	35.5	Ambient	6.1	38.9	-39.1	3.9	45.3	183.1	500.0	-8.7
12185.00	V	35.5	Ambient	6.1	38.9	-39.1	3.9	45.3	183.1	500.0	-8.7
19496.00	H	22.4	Ambient	2.2	40.4	-28.6	3.9	40.3	103.4	500.0	-13.7
19496.00	V	22.5	Ambient	2.2	40.4	-28.6	3.9	40.4	104.6	500.0	-13.6

Average Total (dBuV/m) = Meter Reading (dBuV) + Cable Factor (dB) + Antenna Factor (dB) + Pre Amp Gain (dB) + Duty Cycle Correction Factor (dB)

Average Total uV/m = 10^((Average Total (dBuV/m))/20)

Checked By: MARK E. LONGINOTTI

Mark E. Longinotti

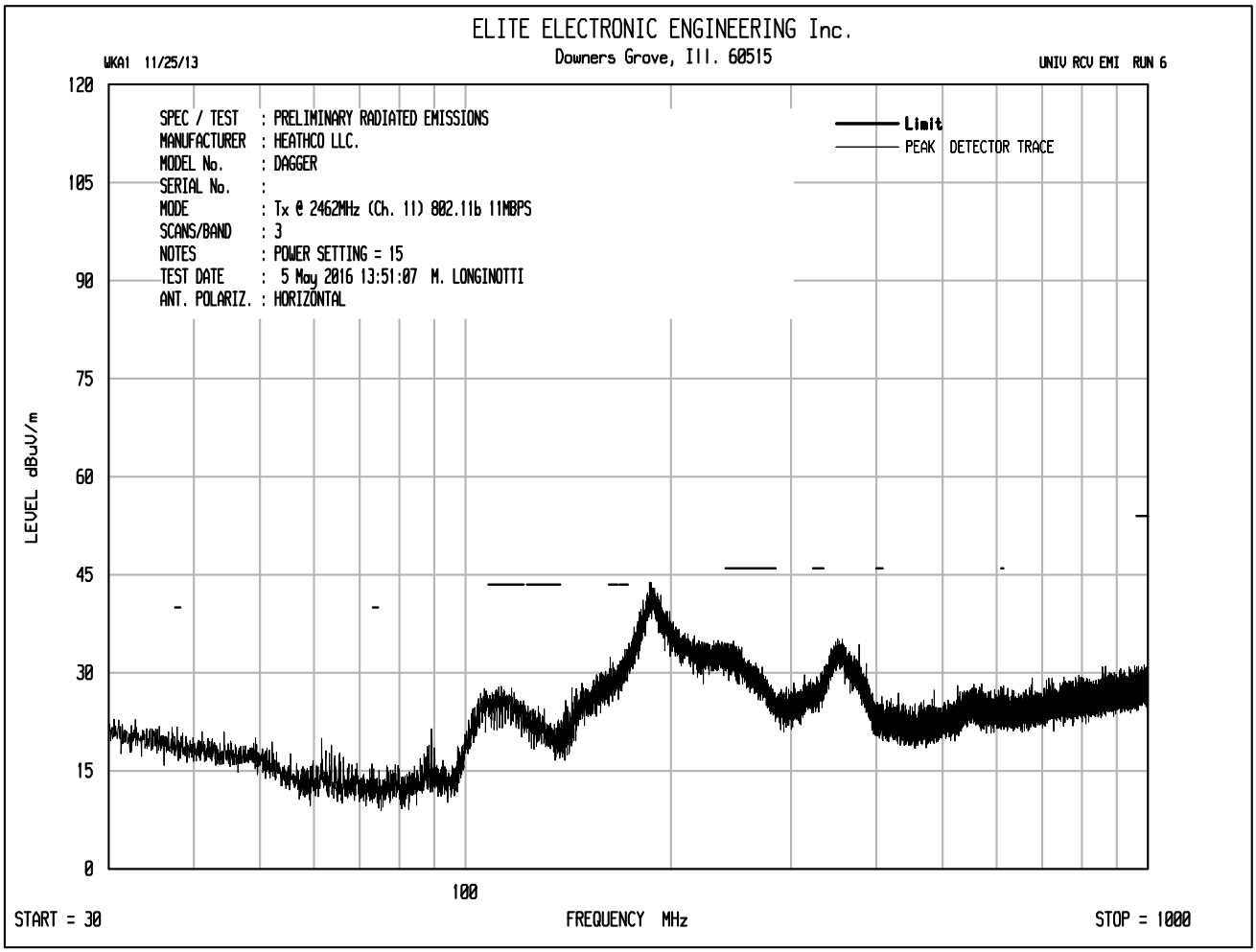
ELITE ELECTRONIC ENGINEERING Inc.
Downers Grove, Ill. 60515
WKA1 11/25/13
UNIV RCV EMI RUN 6
SPEC / TEST : PRELIMINARY RADIATED EMISSIONS
MANUFACTURER : HEATHCO LLC.
MODEL No. : DAGGER
SERIAL No. :
MODE : Tx @ 2462MHz (Ch. 11) 802.11b 11MBPS
SCANS/BAND : 3
NOTES : POWER SETTING = 15
TEST DATE : 5 May 2016 13:51:07 M. LONGINOTTI
ANT. POLARIZ. : HORIZONTAL
Limit
PEAK DETECTOR TRACE
LEVEL dBuV/m
120
105
90
75
60
45
30
15
0
100
START = 30
FREQUENCY MHz
STOP = 1000

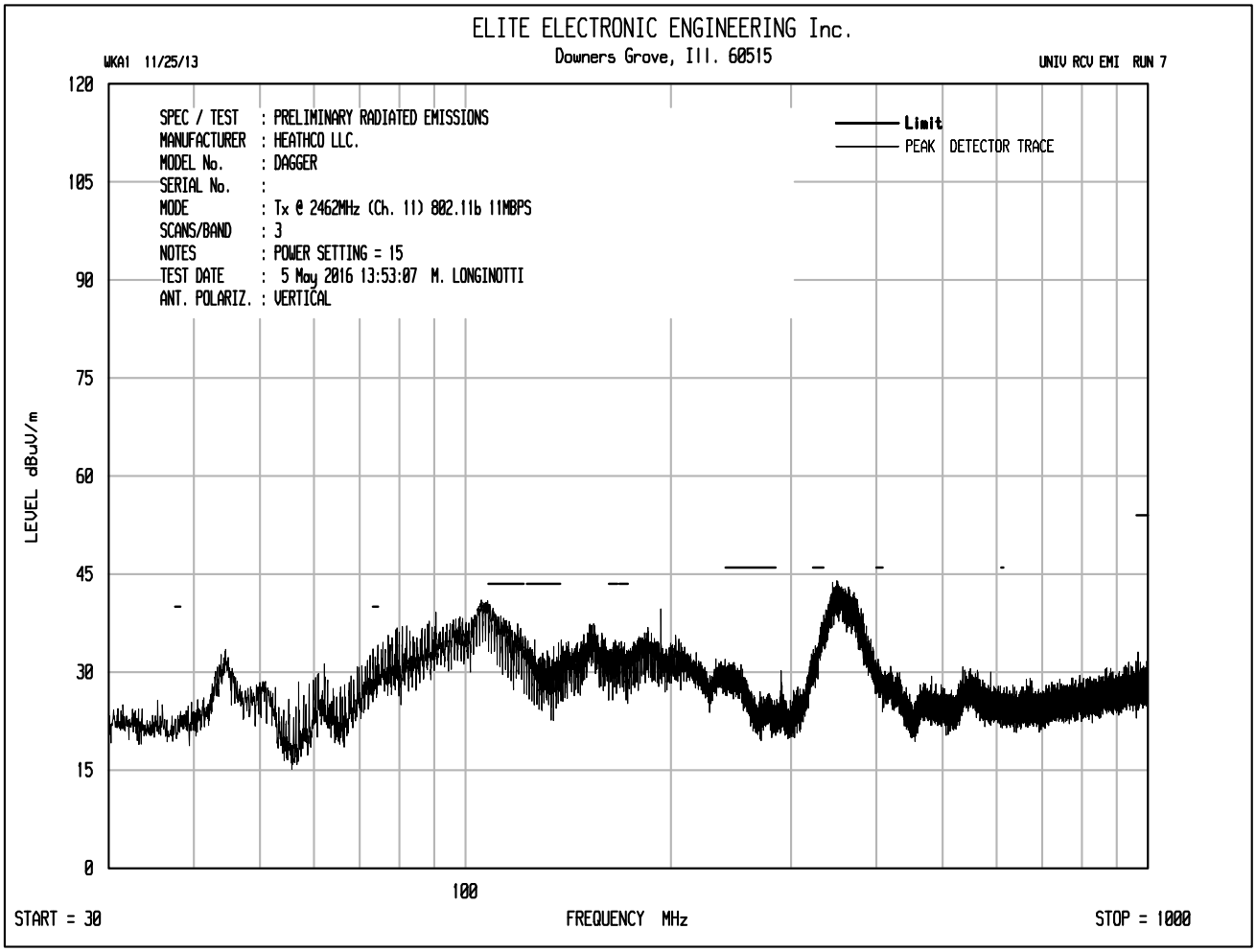
ELITE ELECTRONIC ENGINEERING Inc.
Downers Grove, Ill. 60515
WKA1 11/25/13
UNIV RCV EMI RUN 7
SPEC / TEST : PRELIMINARY RADIATED EMISSIONS
MANUFACTURER : HEATHCO LLC.
MODEL No. : DAGGER
SERIAL No. :
MODE : Tx @ 2462MHz (Ch. 11) 802.11b 11MBPS
SCANS/BAND : 3
NOTES : POWER SETTING = 15
TEST DATE : 5 May 2016 13:53:07 M. LONGINOTTI
ANT. POLARIZ. : VERTICAL
Limit
PEAK DETECTOR TRACE
LEVEL dBuV/m
120
105
90
75
60
45
30
15
0
100
START = 30
FREQUENCY MHz
STOP = 1000

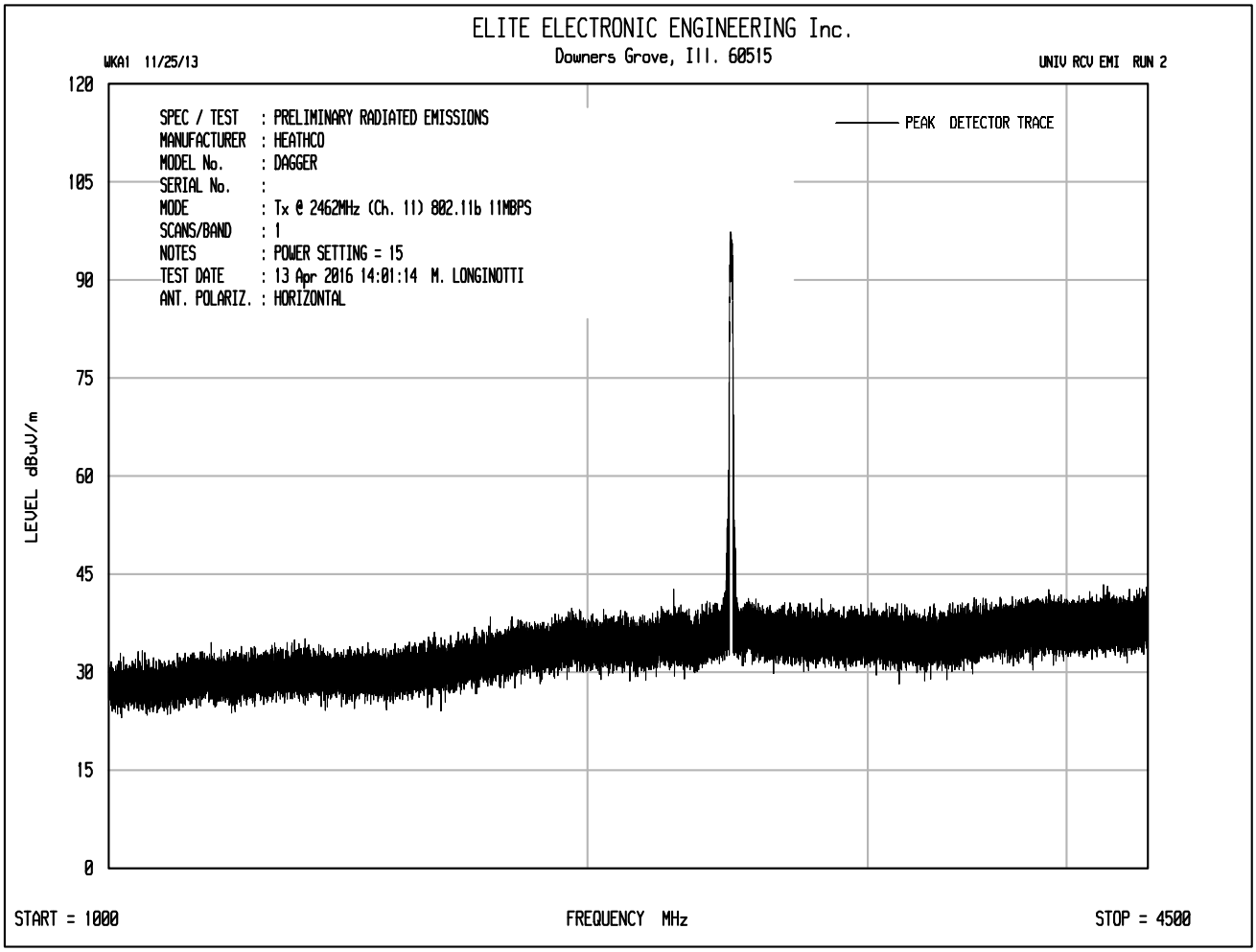
ELITE ELECTRONIC ENGINEERING Inc.
Downers Grove, Ill. 60515
WKA1 11/25/13
UNIV RCV EMI RUN 2
SPEC / TEST : PRELIMINARY RADIATED EMISSIONS
MANUFACTURER : HEATHCO
MODEL No. : DAGGER
SERIAL No. :
MODE : Tx @ 2462MHz (Ch. 11) 802.11b 11MBPS
SCANS/BAND : 1
NOTES : POWER SETTING = 15
TEST DATE : 13 Apr 2016 14:01:14 M. LONGINOTTI
ANT. POLARIZ. : HORIZONTAL
PEAK DETECTOR TRACE
LEVEL dBuV/m
120
105
90
75
60
45
30
15
0
START = 1000
FREQUENCY MHz
STOP = 4500

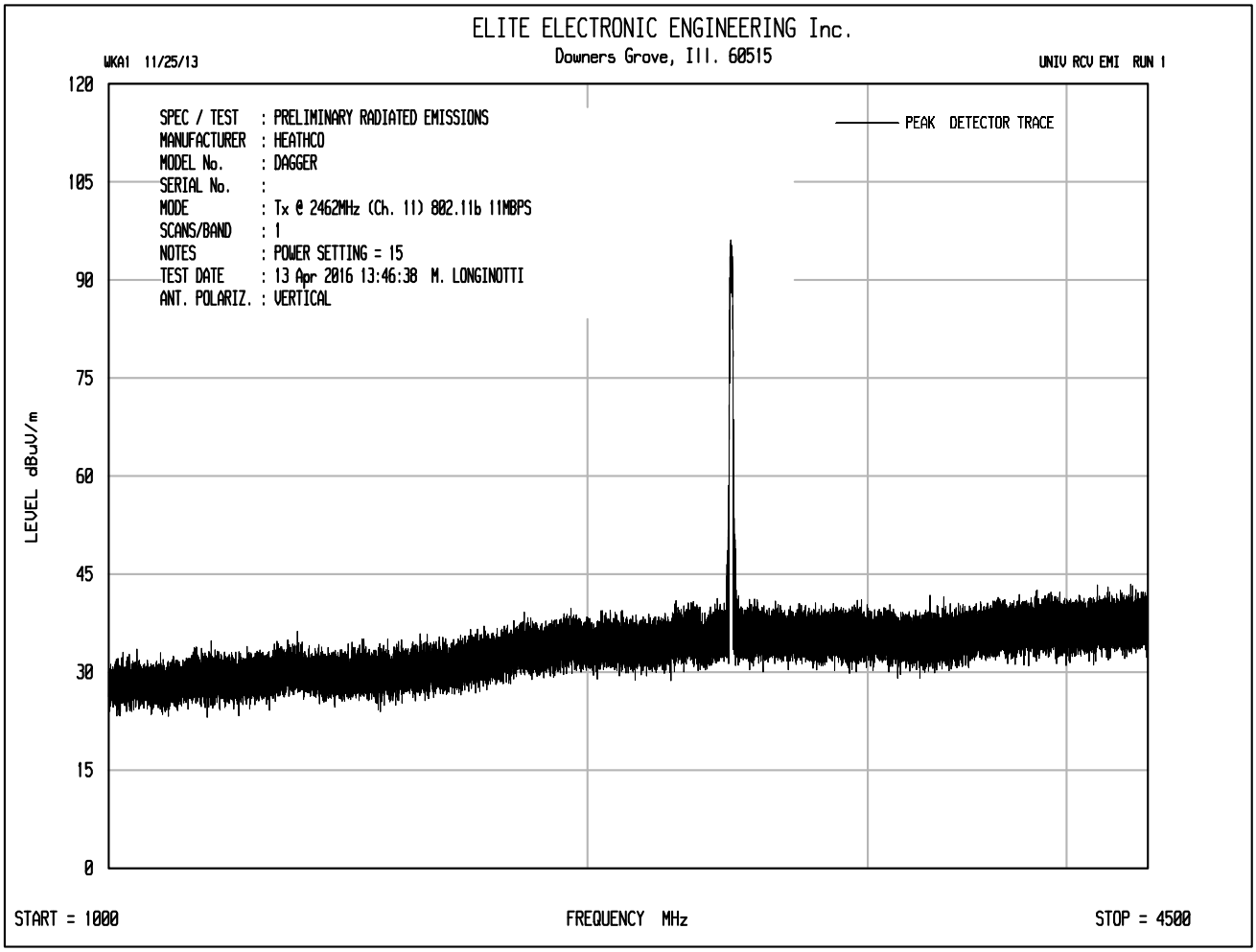
ELITE ELECTRONIC ENGINEERING Inc.
Downers Grove, Ill. 60515
WKA1 11/25/13
UNIV RCV EMI RUN 1
SPEC / TEST : PRELIMINARY RADIATED EMISSIONS
MANUFACTURER : HEATHCO
MODEL No. : DAGGER
SERIAL No. :
MODE : Tx @ 2462MHz (Ch. 11) 802.11b 11MBPS
SCANS/BAND : 1
NOTES : POWER SETTING = 15
TEST DATE : 13 Apr 2016 13:46:38 M. LONGINOTTI
ANT. POLARIZ. : VERTICAL
PEAK DETECTOR TRACE
LEVEL dBuV/m
120
105
90
75
60
45
30
15
0
START = 1000
FREQUENCY MHz
STOP = 4500

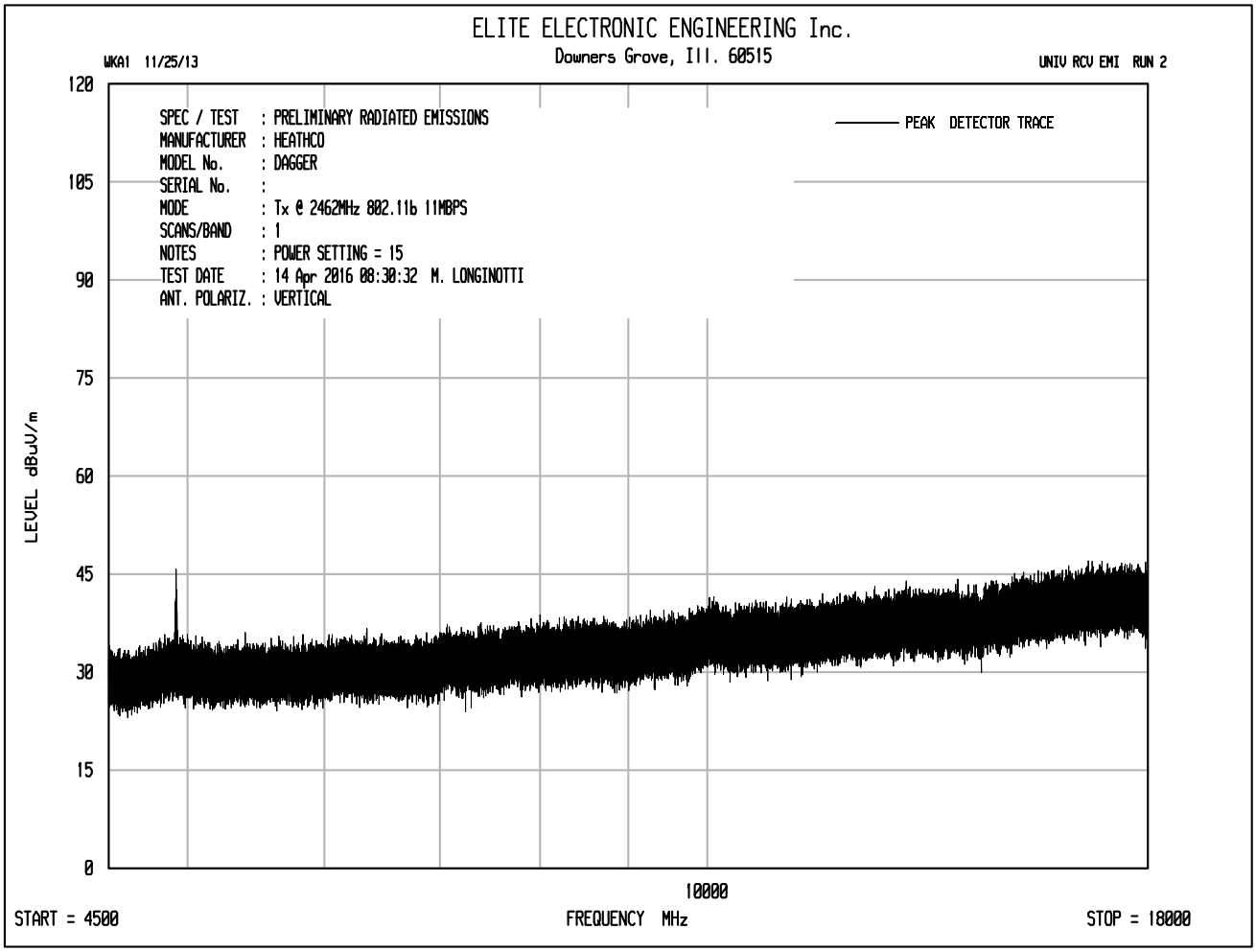
ELITE ELECTRONIC ENGINEERING Inc.
Downers Grove, Ill. 60515
WKA1 11/25/13
UNIV RCV EMI RUN 2
SPEC / TEST : PRELIMINARY RADIATED EMISSIONS
MANUFACTURER : HEATHCO
MODEL No. : DAGGER
SERIAL No. :
MODE : Tx @ 2462MHz 802.11b 11MBPS
SCANS/BAND : 1
NOTES : POWER SETTING = 15
TEST DATE : 14 Apr 2016 08:30:32 M. LONGINOTTI
ANT. POLARIZ. : VERTICAL
PEAK DETECTOR TRACE
LEVEL dBuV/m
120
105
90
75
60
45
30
15
0
10000
START = 4500
FREQUENCY MHz
STOP = 18000

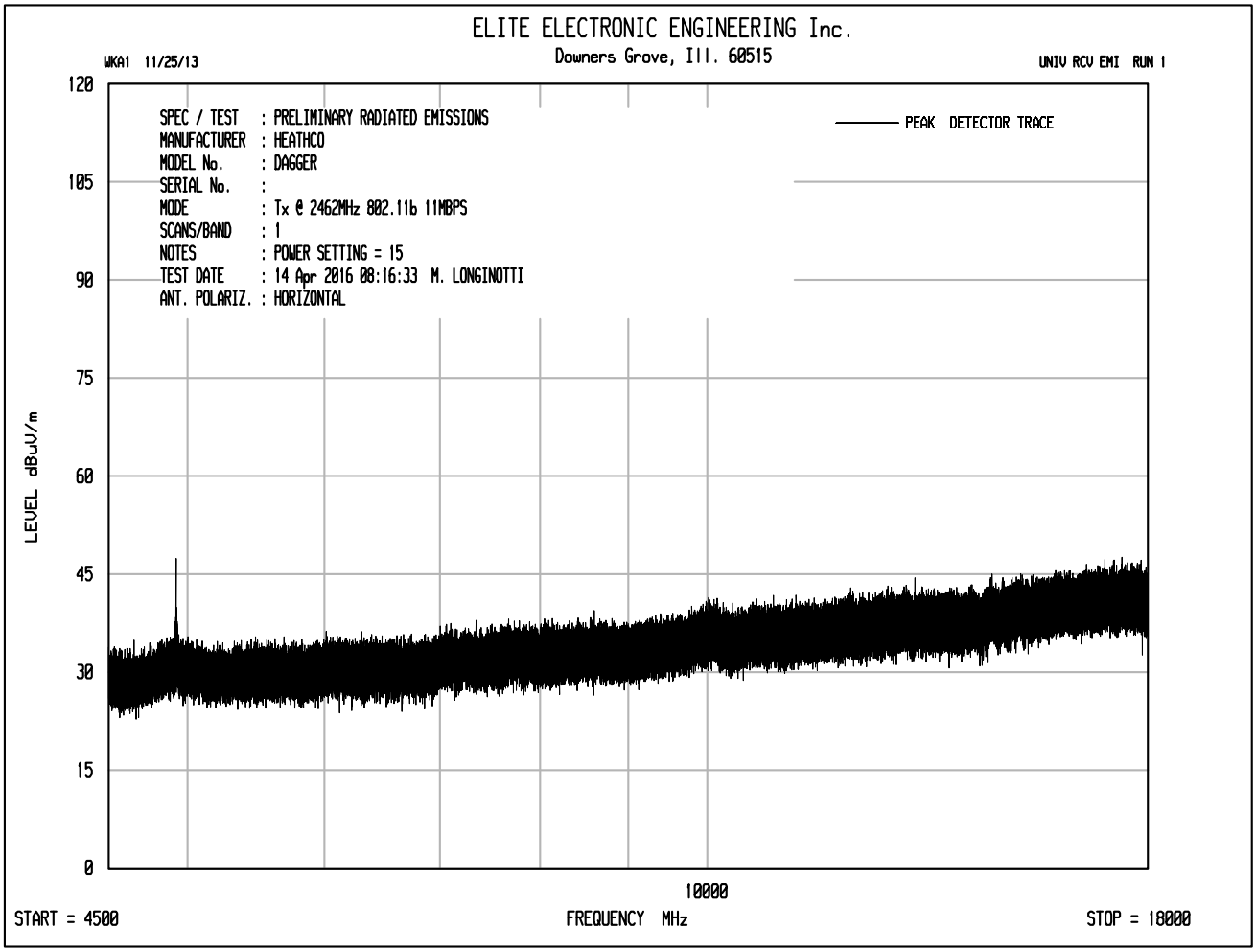
ELITE ELECTRONIC ENGINEERING Inc.
Downers Grove, Ill. 60515
WKA1 11/25/13
UNIV RCV EMI RUN 1
SPEC / TEST : PRELIMINARY RADIATED EMISSIONS
MANUFACTURER : HEATHCO
MODEL No. : DAGGER
SERIAL No. :
MODE : Tx @ 2462MHz 802.11b 11MBPS
SCANS/BAND : 1
NOTES : POWER SETTING = 15
TEST DATE : 14 Apr 2016 08:16:33 M. LONGINOTTI
ANT. POLARIZ. : HORIZONTAL
PEAK DETECTOR TRACE
LEVEL dBuV/m
120
105
90
75
60
45
30
15
0
10000
START = 4500
FREQUENCY MHz
STOP = 18000

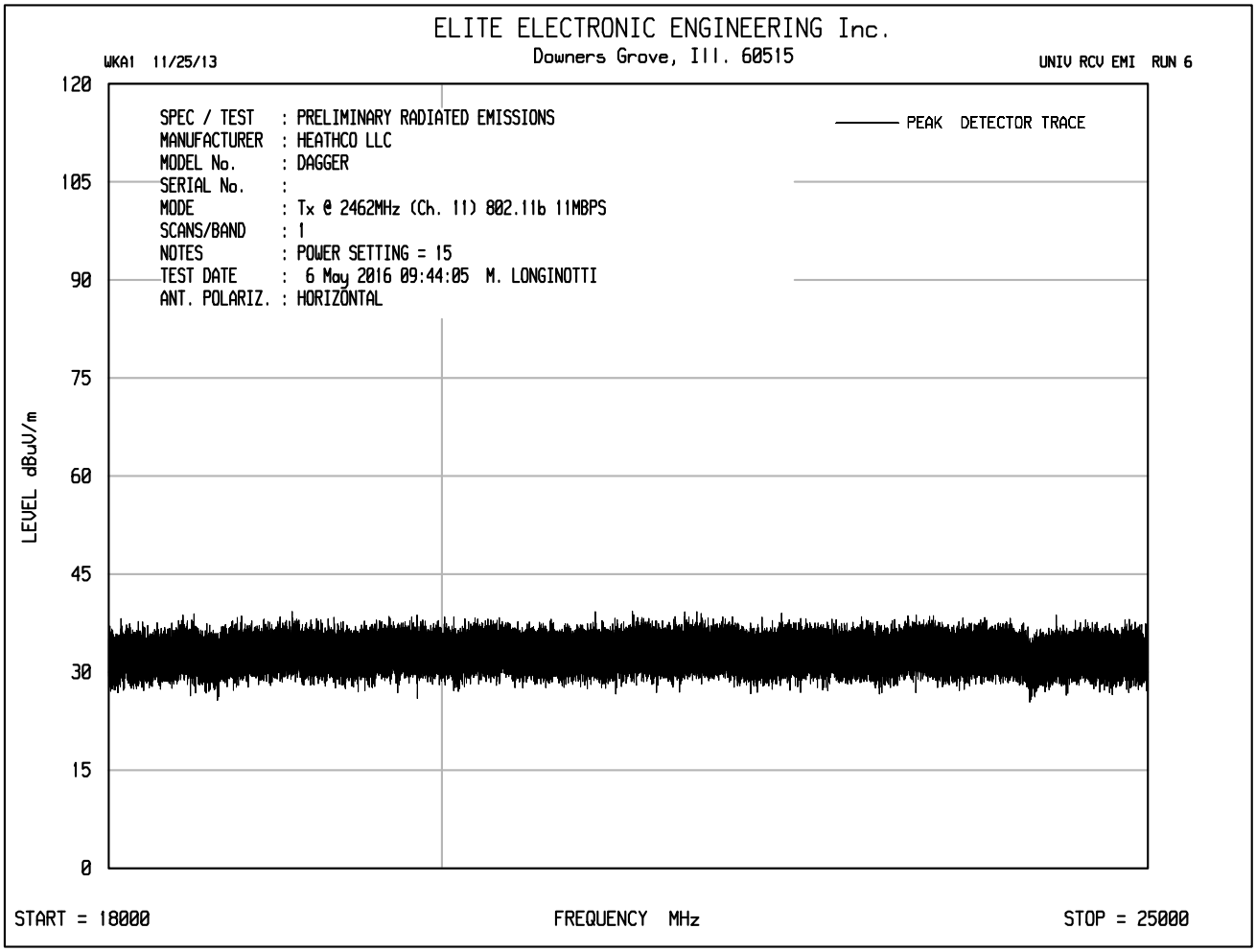
ELITE ELECTRONIC ENGINEERING Inc.
Downers Grove, Ill. 60515
WKA1 11/25/13
UNIV RCV EMI RUN 6
SPEC / TEST : PRELIMINARY RADIATED EMISSIONS
MANUFACTURER : HEATHCO LLC
MODEL No. : DAGGER
SERIAL No. :
MODE : Tx @ 2462MHz (Ch. 11) 802.11b 11MBPS
SCANS/BAND : 1
NOTES : POWER SETTING = 15
TEST DATE : 6 May 2016 09:44:05 M. LONGINOTTI
ANT. POLARIZ. : HORIZONTAL
PEAK DETECTOR TRACE
LEVEL dBuV/m
120
105
90
75
60
45
30
15
0
START = 18000
FREQUENCY MHz
STOP = 25000

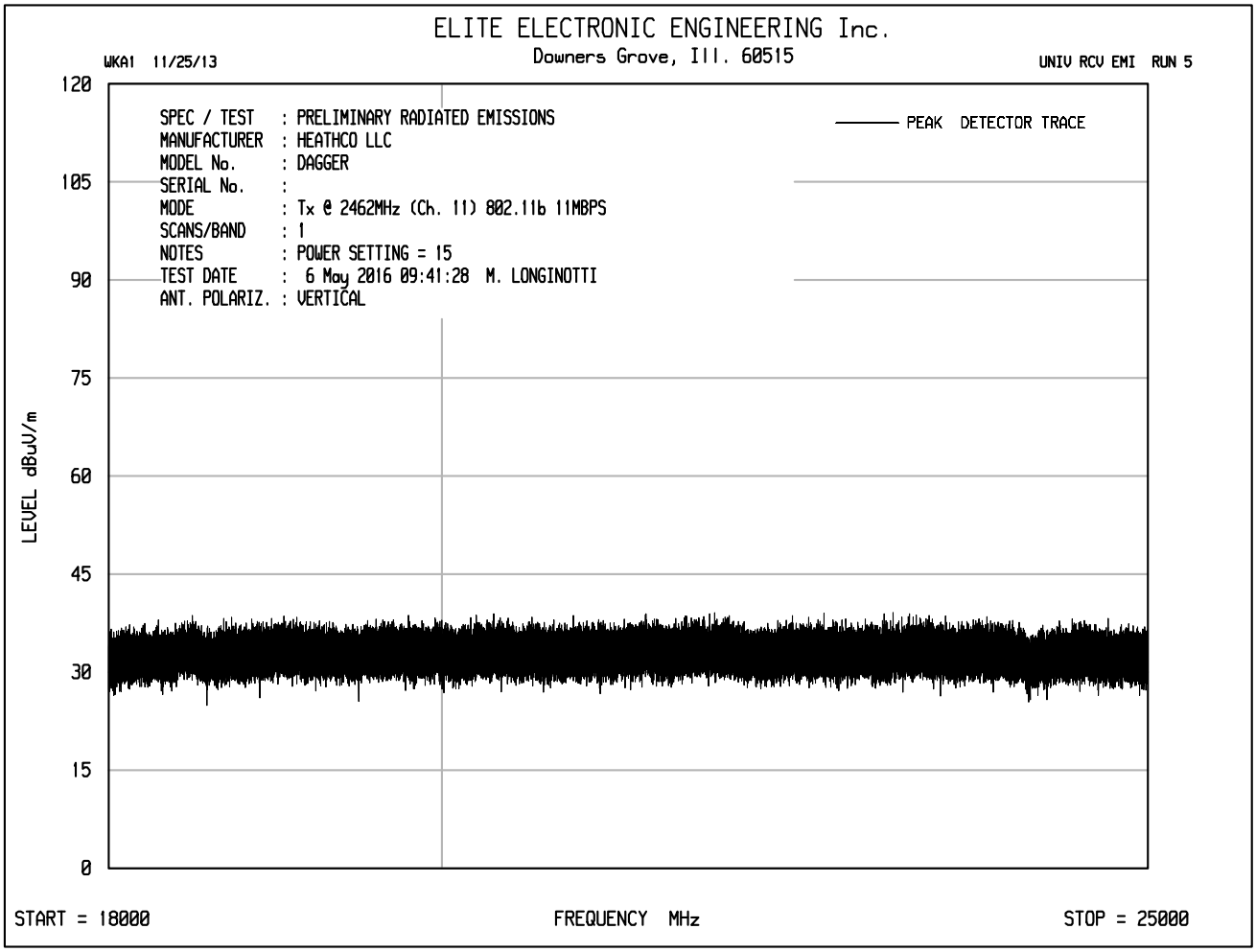
ELITE ELECTRONIC ENGINEERING Inc.
Downers Grove, Ill. 60515
WKA1 11/25/13
UNIV RCV EMI RUN 5
SPEC / TEST : PRELIMINARY RADIATED EMISSIONS
MANUFACTURER : HEATHCO LLC
MODEL No. : DAGGER
SERIAL No. :
MODE : Tx @ 2462MHz (Ch. 11) 802.11b 11MBPS
SCANS/BAND : 1
NOTES : POWER SETTING = 15
TEST DATE : 6 May 2016 09:41:28 M. LONGINOTTI
ANT. POLARIZ. : VERTICAL
PEAK DETECTOR TRACE
LEVEL dBuV/m
120
105
90
75
60
45
30
15
0
START = 18000
FREQUENCY MHz
STOP = 25000

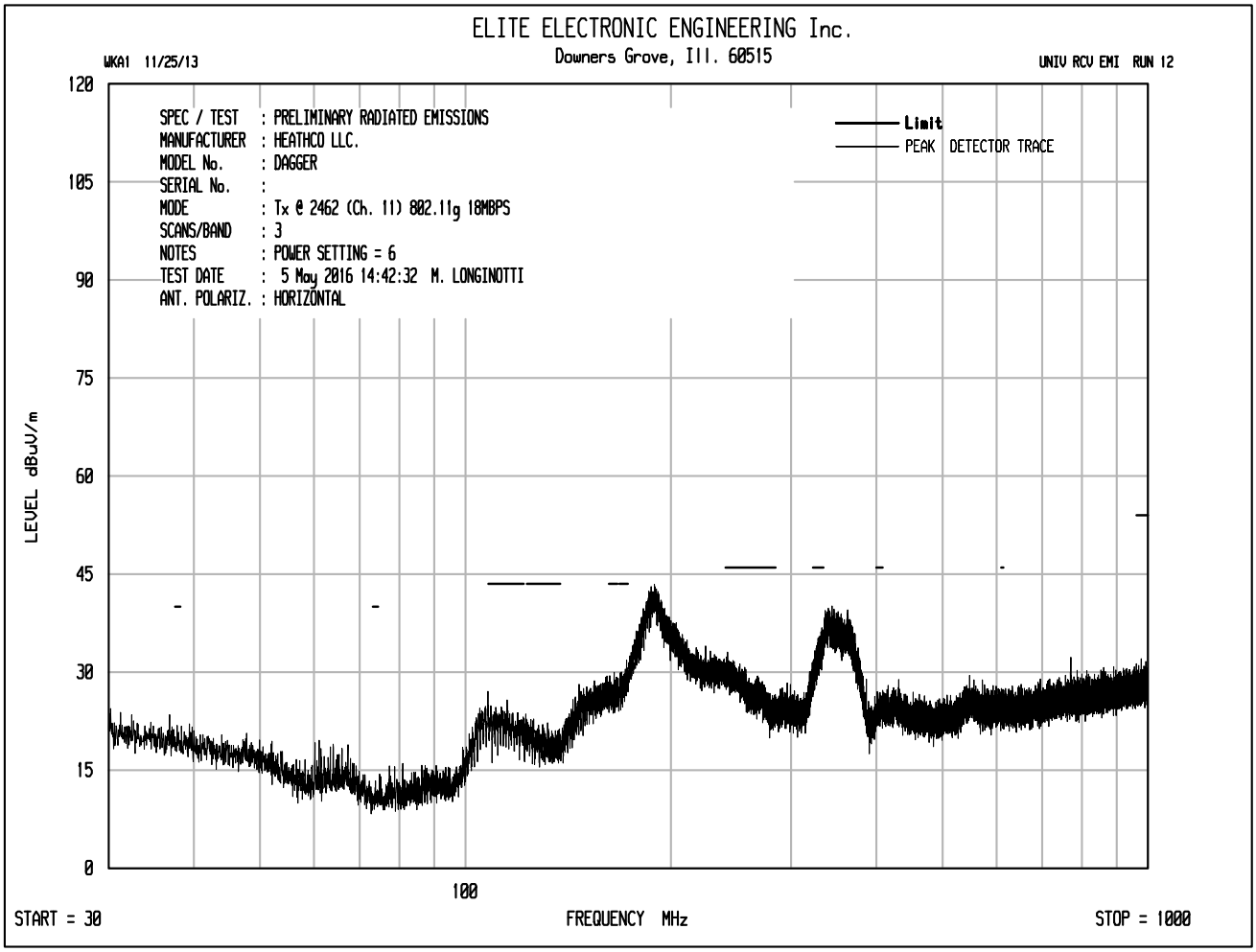
ELITE ELECTRONIC ENGINEERING Inc.
Downers Grove, Ill. 60515
WKA1 11/25/13
UNIV RCV EMI RUN 12
SPEC / TEST : PRELIMINARY RADIATED EMISSIONS
MANUFACTURER : HEATHCO LLC.
MODEL No. : DAGGER
SERIAL No. :
MODE : Tx @ 2462 (Ch. 11) 802.11g 18MBPS
SCANS/BAND : 3
NOTES : POWER SETTING = 6
TEST DATE : 5 May 2016 14:42:32 M. LONGINOTTI
ANT. POLARIZ. : HORIZONTAL
Limit
PEAK DETECTOR TRACE
LEVEL dBuV/m
120
105
90
75
60
45
30
15
0
100
START = 30
FREQUENCY MHz
STOP = 1000

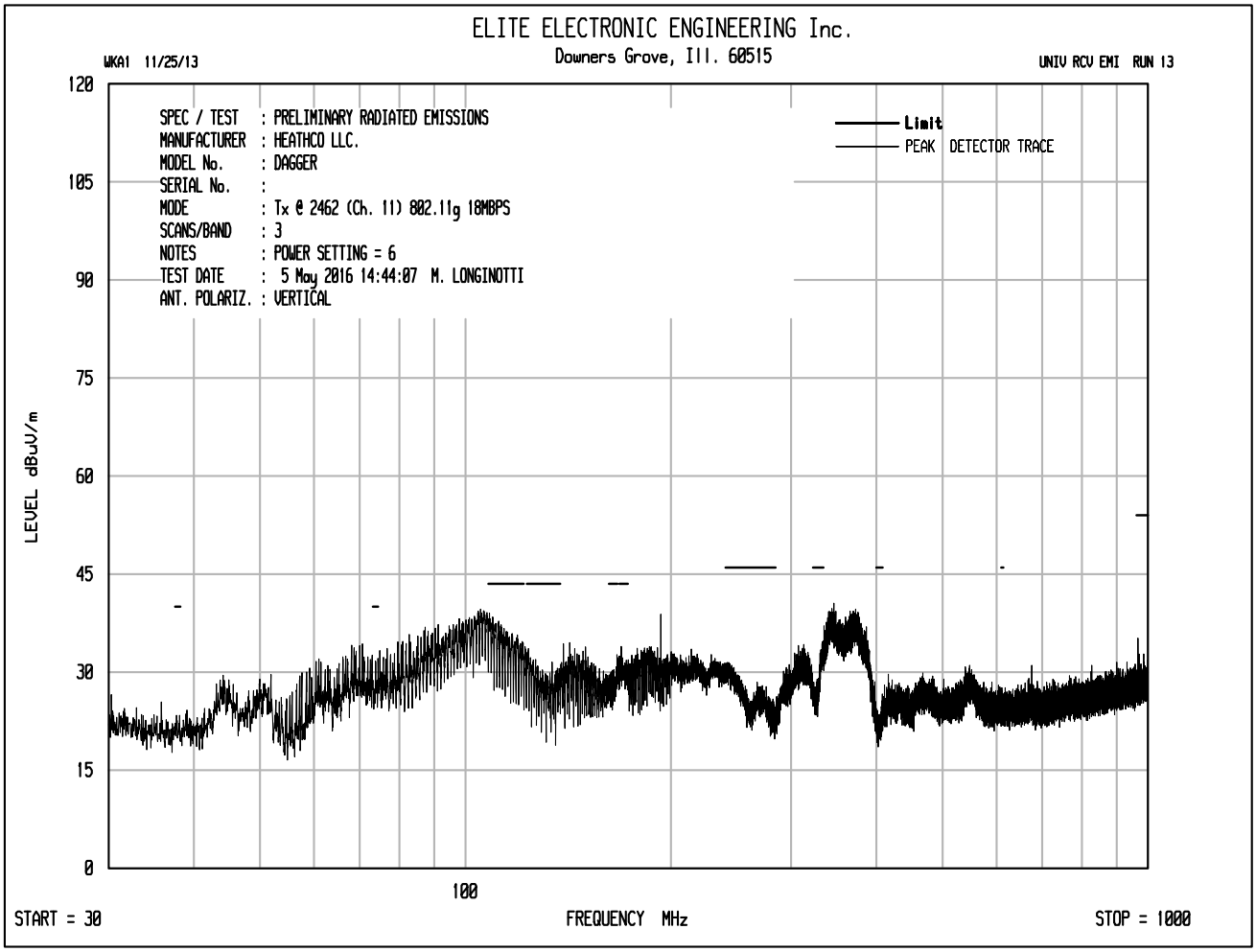
ELITE ELECTRONIC ENGINEERING Inc.
Downers Grove, Ill. 60515
WKA1 11/25/13
UNIV RCV EMI RUN 13
SPEC / TEST : PRELIMINARY RADIATED EMISSIONS
MANUFACTURER : HEATHCO LLC.
MODEL No. : DAGGER
SERIAL No. :
MODE : Tx @ 2462 (Ch. 11) 802.11g 18MBPS
SCANS/BAND : 3
NOTES : POWER SETTING = 6
TEST DATE : 5 May 2016 14:44:07 M. LONGINOTTI
ANT. POLARIZ. : VERTICAL
Limit
PEAK DETECTOR TRACE
LEVEL dBuV/m
120
105
90
75
60
45
30
15
0
100
START = 30
FREQUENCY MHz
STOP = 1000

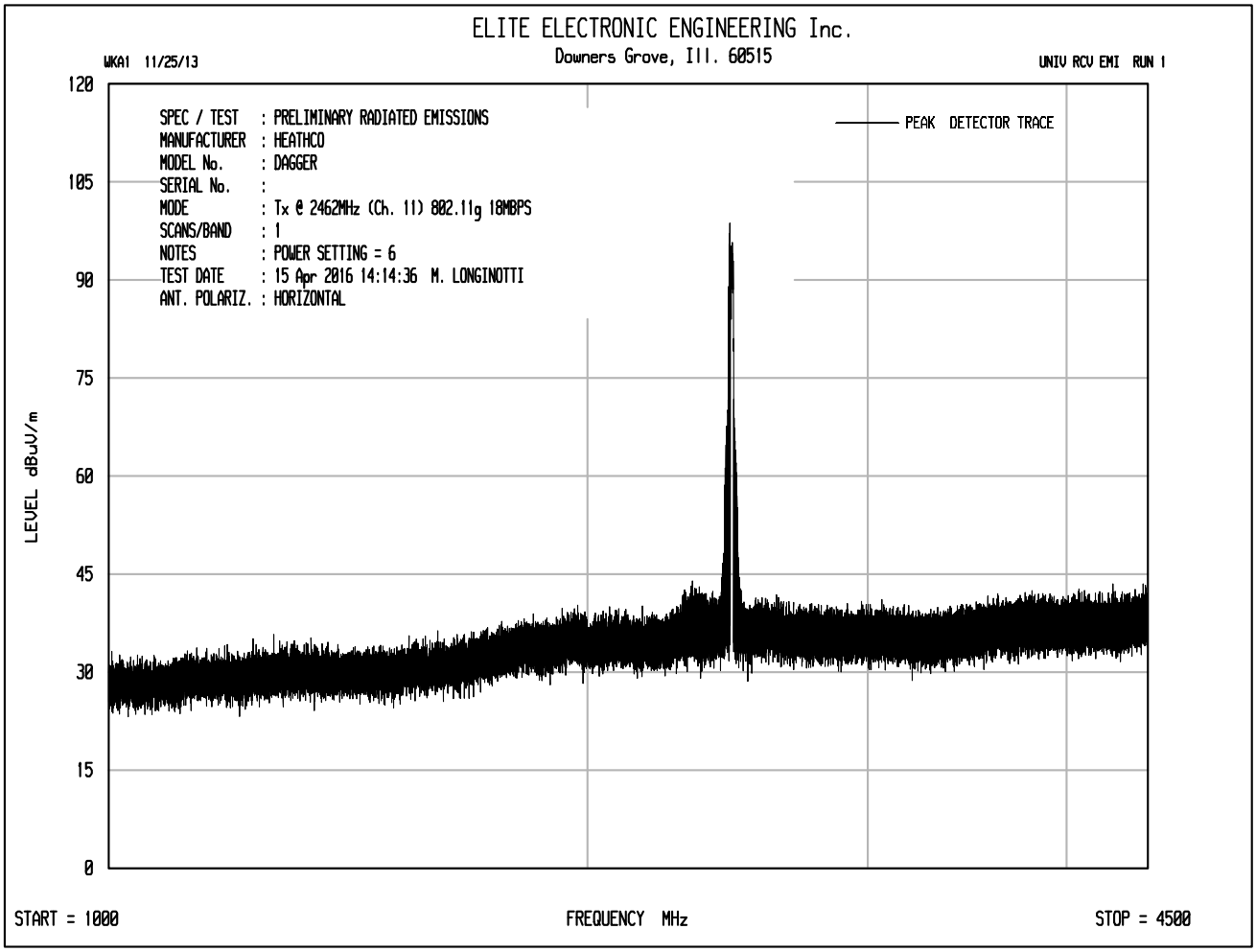
ELITE ELECTRONIC ENGINEERING Inc.
Downers Grove, Ill. 60515
WKA1 11/25/13
UNIV RCV EMI RUN 1
SPEC / TEST : PRELIMINARY RADIATED EMISSIONS
MANUFACTURER : HEATHCO
MODEL No. : DAGGER
SERIAL No. :
MODE : Tx @ 2462MHz (Ch. 11) 802.11g 18MBPS
SCANS/BAND : 1
NOTES : POWER SETTING = 6
TEST DATE : 15 Apr 2016 14:14:36 M. LONGINOTTI
ANT. POLARIZ. : HORIZONTAL
PEAK DETECTOR TRACE
LEVEL dBuV/m
120
105
90
75
60
45
30
15
0
START = 1000
FREQUENCY MHz
STOP = 4500

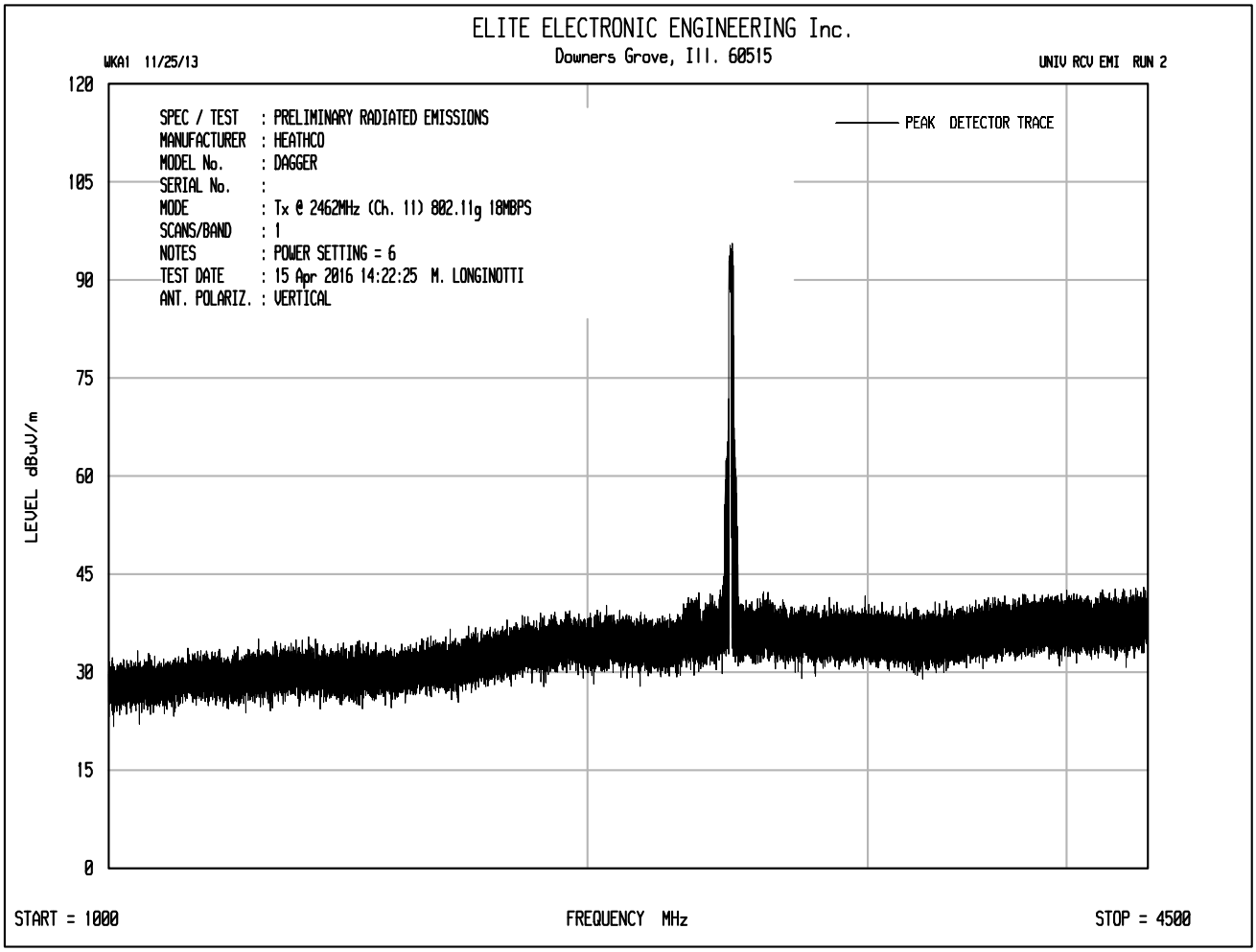
ELITE ELECTRONIC ENGINEERING Inc.
Downers Grove, Ill. 60515
WKA1 11/25/13
UNIV RCV EMI RUN 2
SPEC / TEST : PRELIMINARY RADIATED EMISSIONS
MANUFACTURER : HEATHCO
MODEL No. : DAGGER
SERIAL No. :
MODE : Tx @ 2462MHz (Ch. 11) 802.11g 18MBPS
SCANS/BAND : 1
NOTES : POWER SETTING = 6
TEST DATE : 15 Apr 2016 14:22:25 M. LONGINOTTI
ANT. POLARIZ. : VERTICAL
PEAK DETECTOR TRACE
LEVEL dBuV/m
120
105
90
75
60
45
30
15
0
START = 1000
FREQUENCY MHz
STOP = 4500

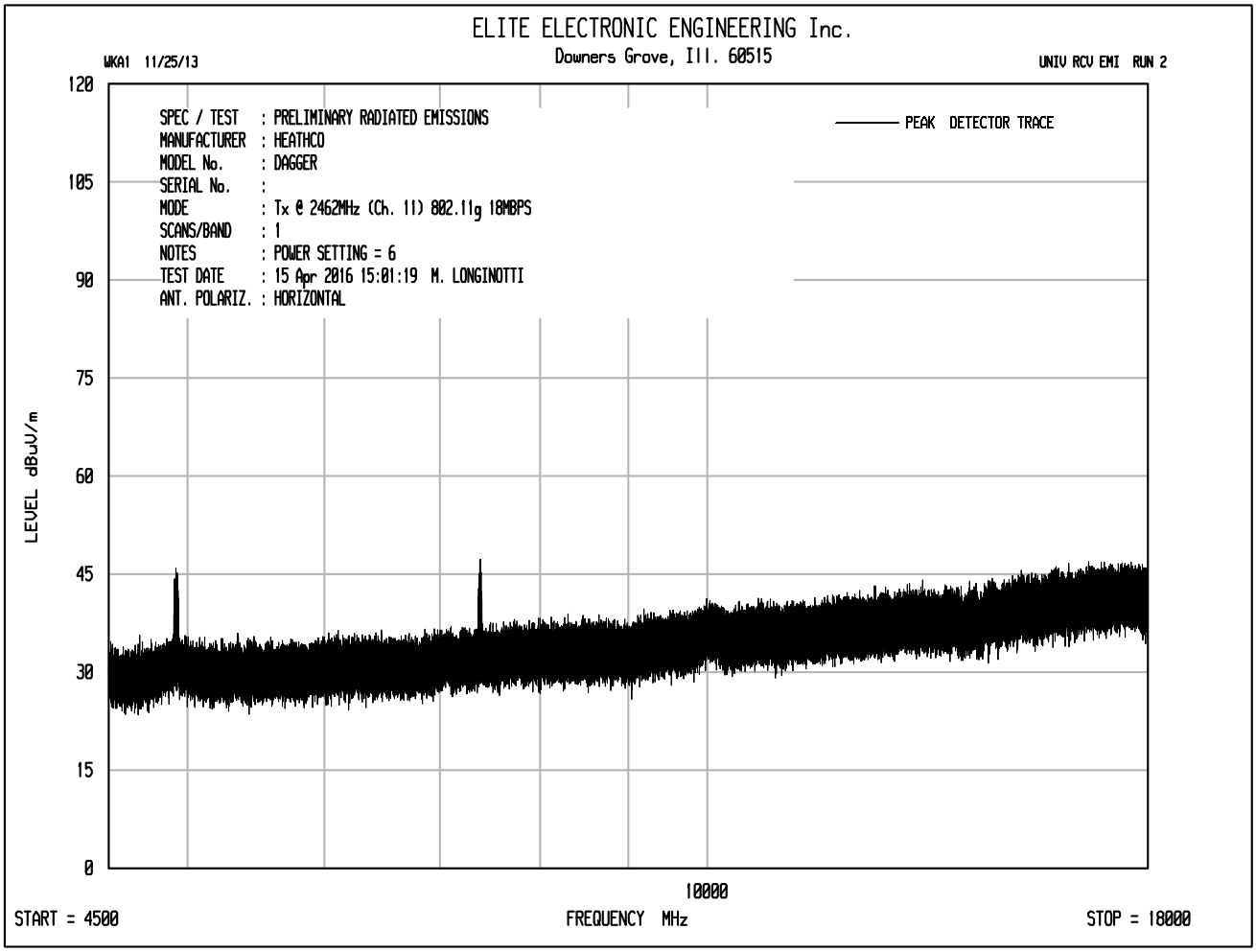
ELITE ELECTRONIC ENGINEERING Inc.
Downers Grove, Ill. 60515
WKA1 11/25/13
UNIV RCV EMI RUN 2
SPEC / TEST : PRELIMINARY RADIATED EMISSIONS
MANUFACTURER : HEATHCO
MODEL No. : DAGGER
SERIAL No. :
MODE : Tx @ 2462MHz (Ch. 11) 802.11g 18MBPS
SCANS/BAND : 1
NOTES : POWER SETTING = 6
TEST DATE : 15 Apr 2016 15:01:19 M. LONGINOTTI
ANT. POLARIZ. : HORIZONTAL
PEAK DETECTOR TRACE
LEVEL dBuV/m
120
105
90
75
60
45
30
15
0
10000
START = 4500
FREQUENCY MHz
STOP = 18000

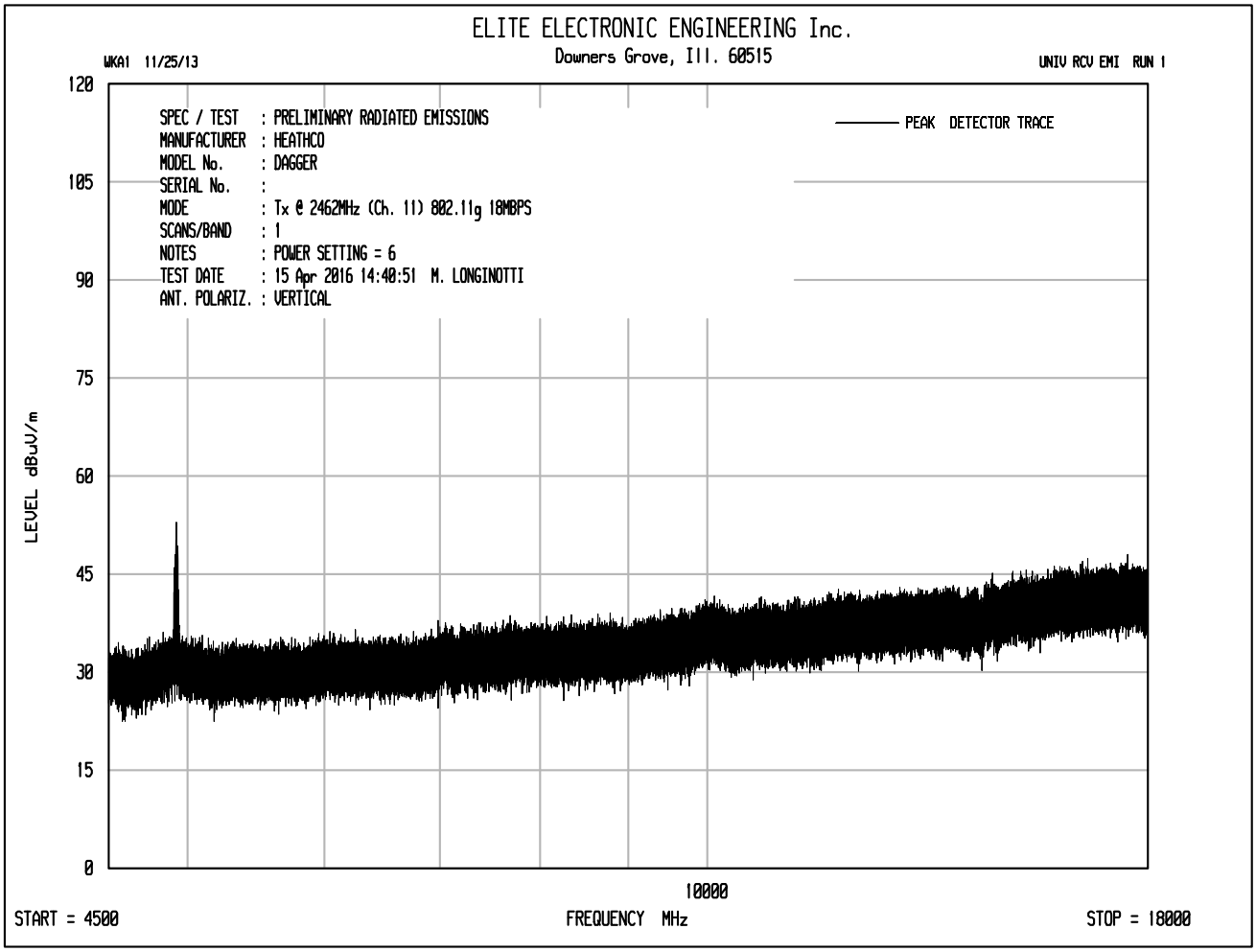
ELITE ELECTRONIC ENGINEERING Inc.
Downers Grove, Ill. 60515
WKA1 11/25/13
UNIV RCV EMI RUN 1
SPEC / TEST : PRELIMINARY RADIATED EMISSIONS
MANUFACTURER : HEATHCO
MODEL No. : DAGGER
SERIAL No. :
MODE : Tx @ 2462MHz (Ch. 11) 802.11g 18MBPS
SCANS/BAND : 1
NOTES : POWER SETTING = 6
TEST DATE : 15 Apr 2016 14:40:51 M. LONGINOTTI
ANT. POLARIZ. : VERTICAL
PEAK DETECTOR TRACE
LEVEL dBuV/m
120
105
90
75
60
45
30
15
0
10000
START = 4500
FREQUENCY MHz
STOP = 18000

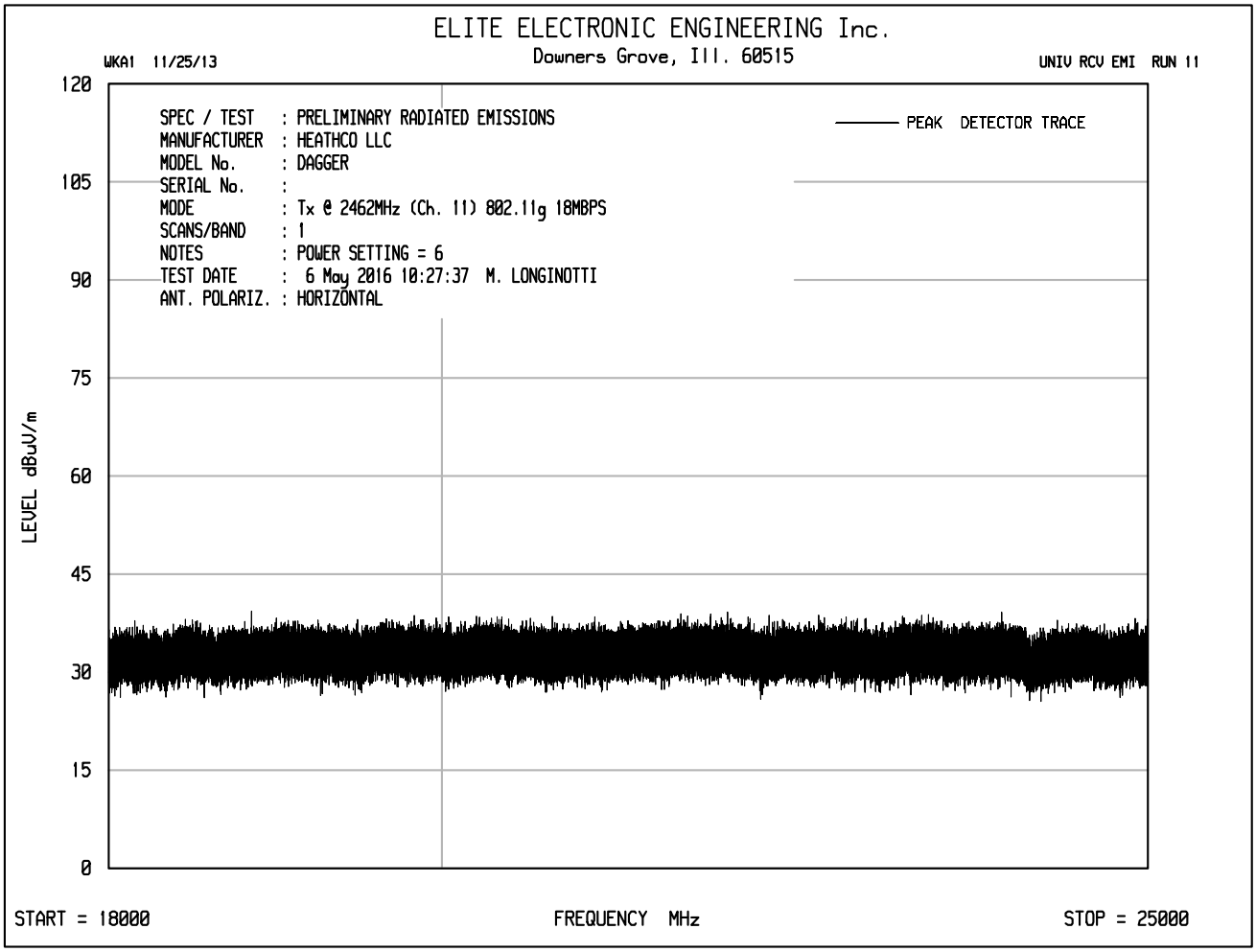
ELITE ELECTRONIC ENGINEERING Inc.
Downers Grove, Ill. 60515
WKA1 11/25/13
UNIV RCV EMI RUN 11
SPEC / TEST : PRELIMINARY RADIATED EMISSIONS
MANUFACTURER : HEATHCO LLC
MODEL No. : DAGGER
SERIAL No. :
MODE : Tx @ 2462MHz (Ch. 11) 802.11g 18MBPS
SCANS/BAND : 1
NOTES : POWER SETTING = 6
TEST DATE : 6 May 2016 10:27:37 M. LONGINOTTI
ANT. POLARIZ. : HORIZONTAL
PEAK DETECTOR TRACE
LEVEL dBuV/m
120
105
90
75
60
45
30
15
0
START = 18000
FREQUENCY MHz
STOP = 25000

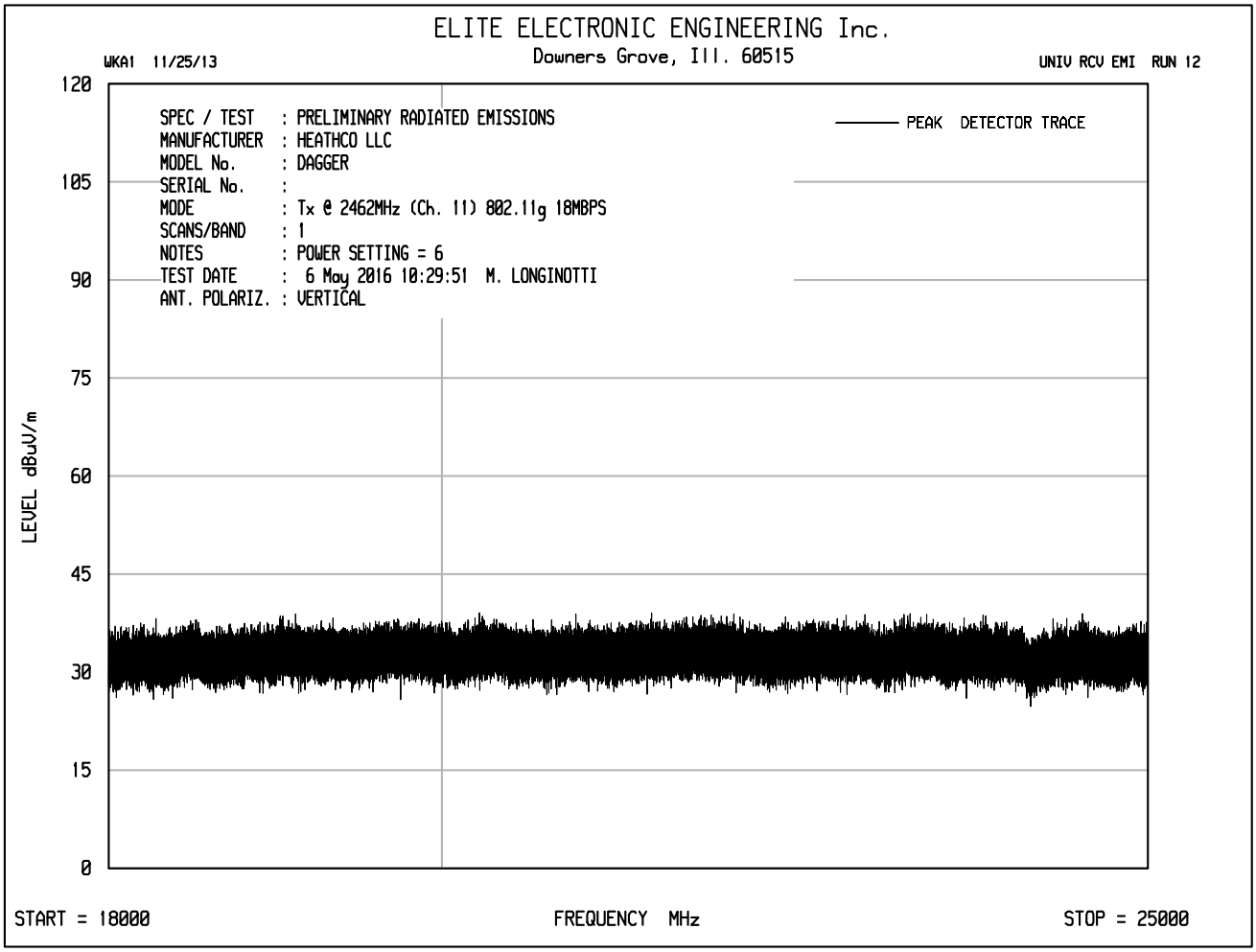
ELITE ELECTRONIC ENGINEERING Inc.
Downers Grove, Ill. 60515
WKA1 11/25/13
UNIV RCV EMI RUN 12
SPEC / TEST : PRELIMINARY RADIATED EMISSIONS
MANUFACTURER : HEATHCO LLC
MODEL No. : DAGGER
SERIAL No. :
MODE : Tx @ 2462MHz (Ch. 11) 802.11g 18MBPS
SCANS/BAND : 1
NOTES : POWER SETTING = 6
TEST DATE : 6 May 2016 10:29:51 M. LONGINOTTI
ANT. POLARIZ. : VERTICAL
PEAK DETECTOR TRACE
LEVEL dBuV/m
120
105
90
75
60
45
30
15
0
START = 18000
FREQUENCY MHz
STOP = 25000

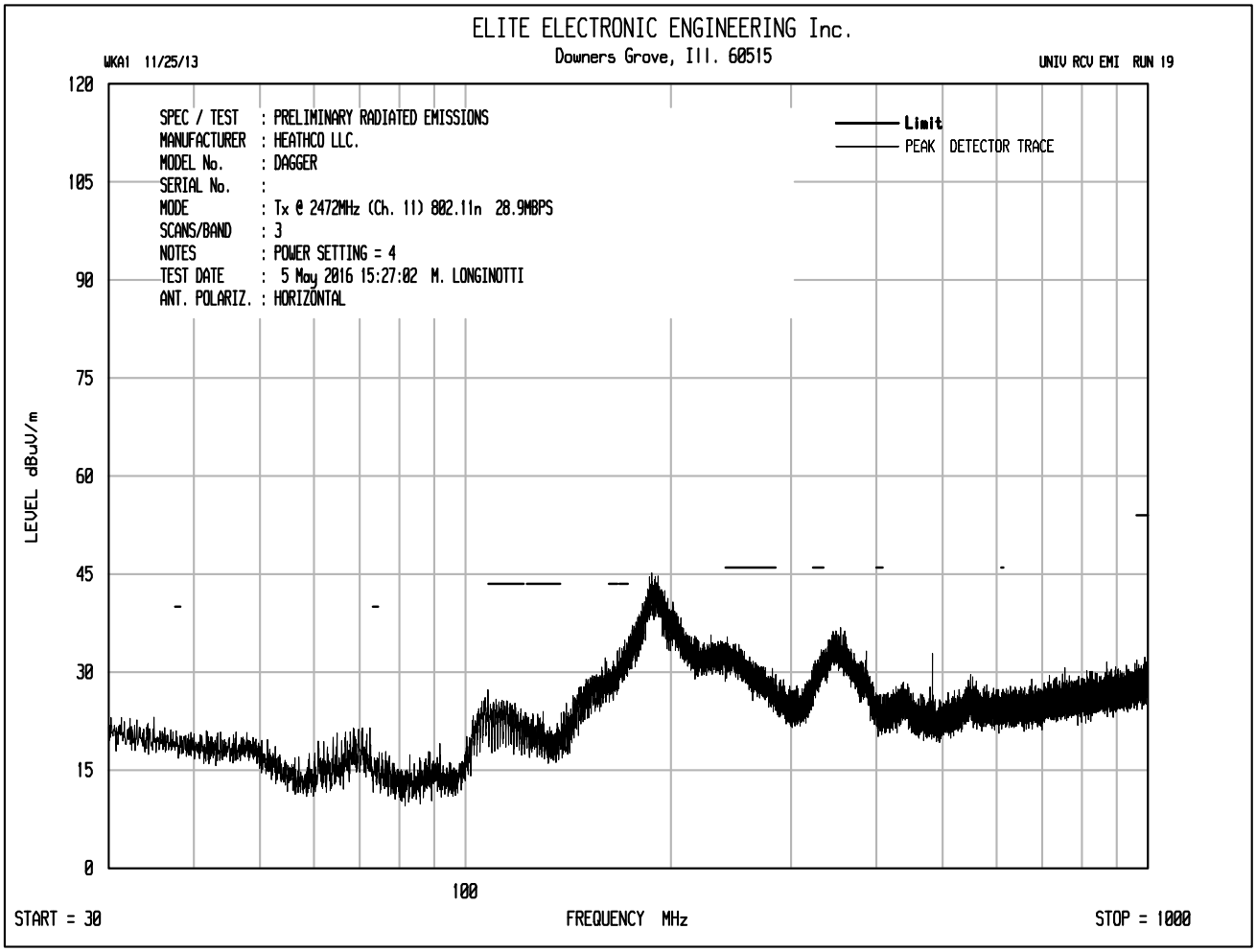
ELITE ELECTRONIC ENGINEERING Inc.
Downers Grove, Ill. 60515
WKA1 11/25/13
UNIV RCV EMI RUN 19
SPEC / TEST : PRELIMINARY RADIATED EMISSIONS
MANUFACTURER : HEATHCO LLC.
MODEL No. : DAGGER
SERIAL No. :
MODE : Tx @ 2472MHz (Ch. 11) 802.11n 28.9MBPS
SCANS/BAND : 3
NOTES : POWER SETTING = 4
TEST DATE : 5 May 2016 15:27:02 M. LONGINOTTI
ANT. POLARIZ. : HORIZONTAL
Limit
PEAK DETECTOR TRACE
LEVEL dBuV/m
120
105
90
75
60
45
30
15
0
100
START = 30
FREQUENCY MHz
STOP = 1000

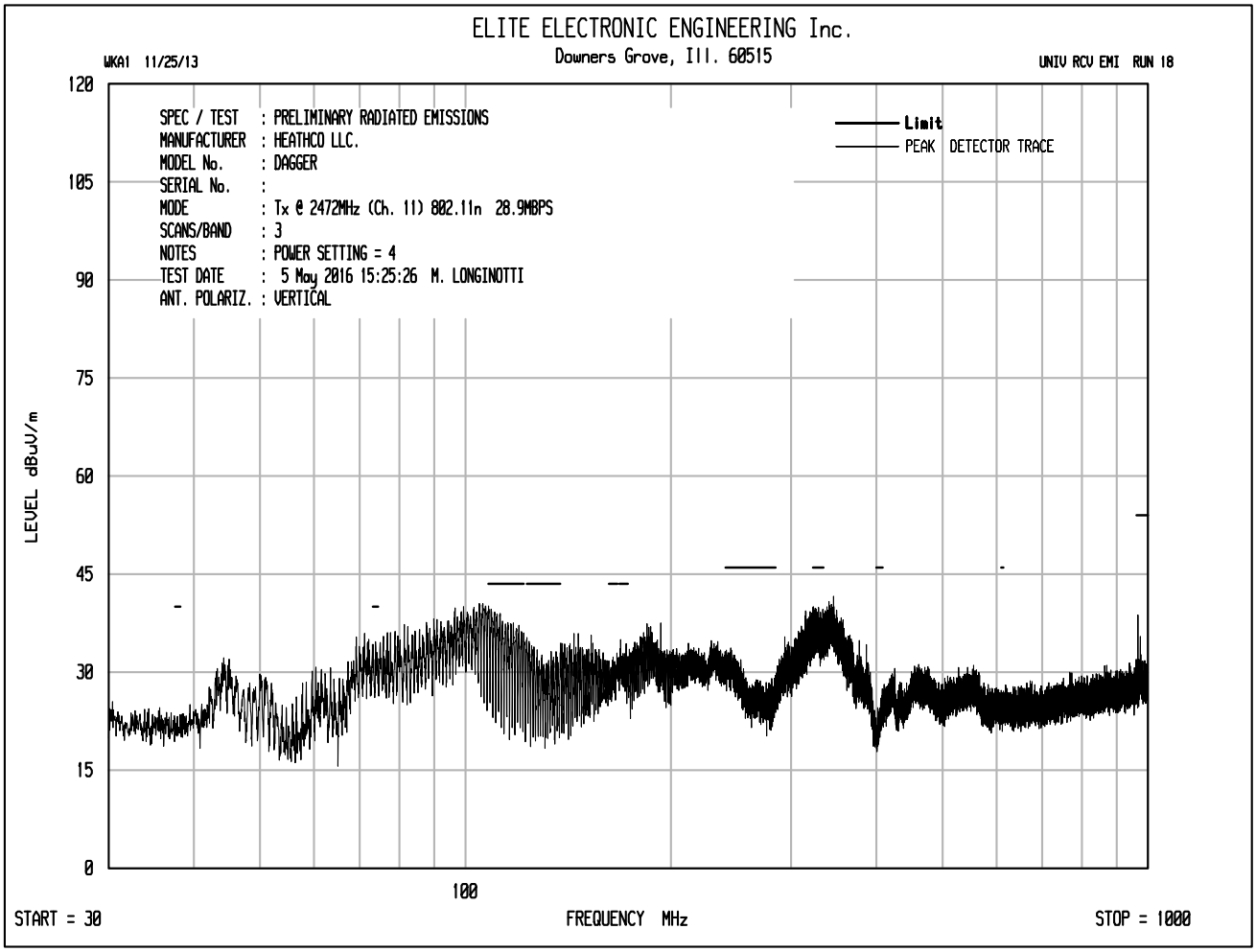
ELITE ELECTRONIC ENGINEERING Inc.
Downers Grove, Ill. 60515
WKA1 11/25/13
UNIV RCV EMI RUN 18
SPEC / TEST : PRELIMINARY RADIATED EMISSIONS
MANUFACTURER : HEATHCO LLC.
MODEL No. : DAGGER
SERIAL No. :
MODE : Tx @ 2472MHz (Ch. 11) 802.11n 28.9MBPS
SCANS/BAND : 3
NOTES : POWER SETTING = 4
TEST DATE : 5 May 2016 15:25:26 M. LONGINOTTI
ANT. POLARIZ. : VERTICAL
Limit
PEAK DETECTOR TRACE
LEVEL dBuV/m
120
105
90
75
60
45
30
15
0
100
START = 30
FREQUENCY MHz
STOP = 1000

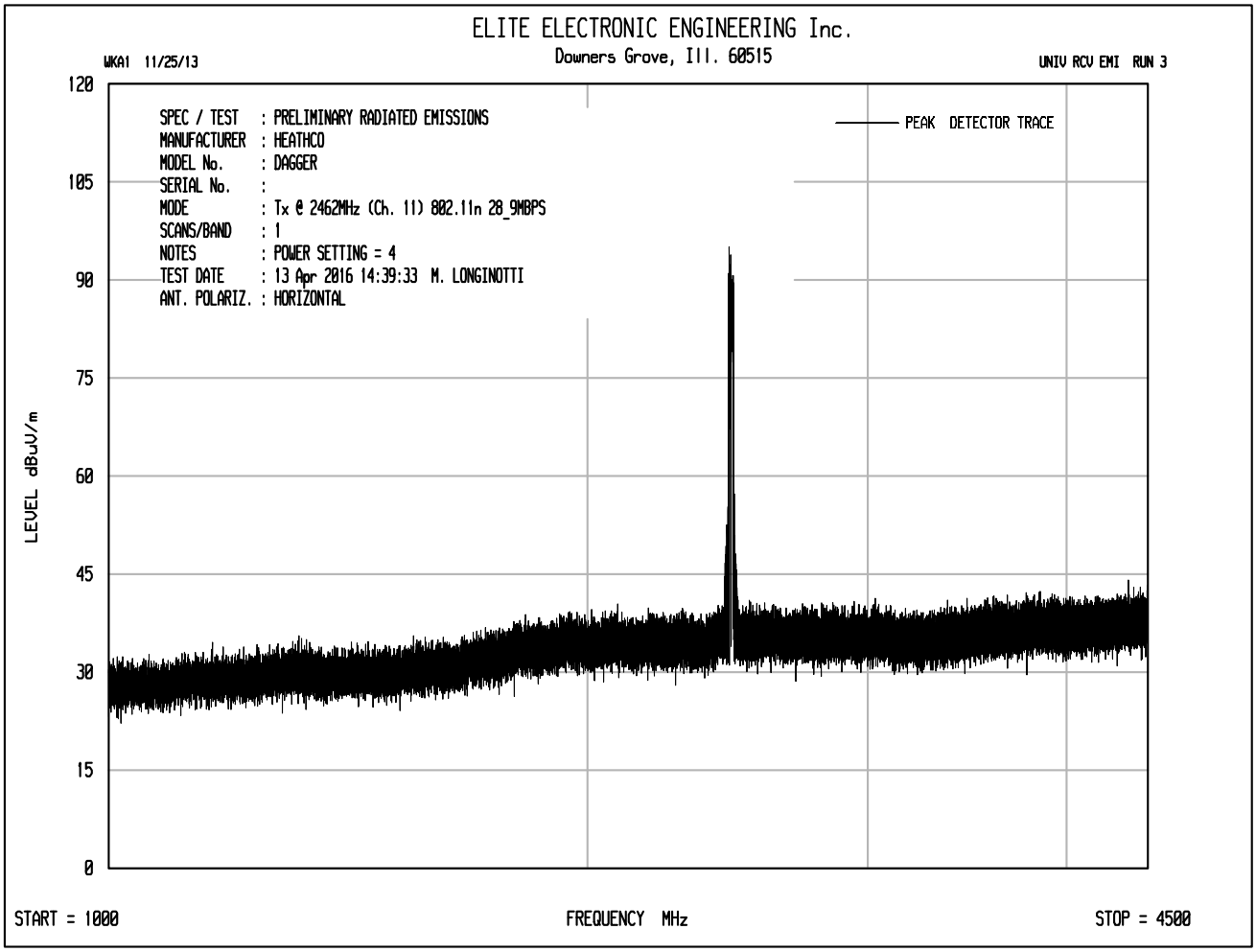
ELITE ELECTRONIC ENGINEERING Inc.
Downers Grove, Ill. 60515
WKA1 11/25/13
UNIV RCV EMI RUN 3
SPEC / TEST : PRELIMINARY RADIATED EMISSIONS
MANUFACTURER : HEATHCO
MODEL No. : DAGGER
SERIAL No. :
MODE : Tx @ 2462MHz (Ch. 11) 802.11n 28_9MBPS
SCANS/BAND : 1
NOTES : POWER SETTING = 4
TEST DATE : 13 Apr 2016 14:39:33 M. LONGINOTTI
ANT. POLARIZ. : HORIZONTAL
PEAK DETECTOR TRACE
LEVEL dBuV/m
120
105
90
75
60
45
30
15
0
START = 1000
FREQUENCY MHz
STOP = 4500

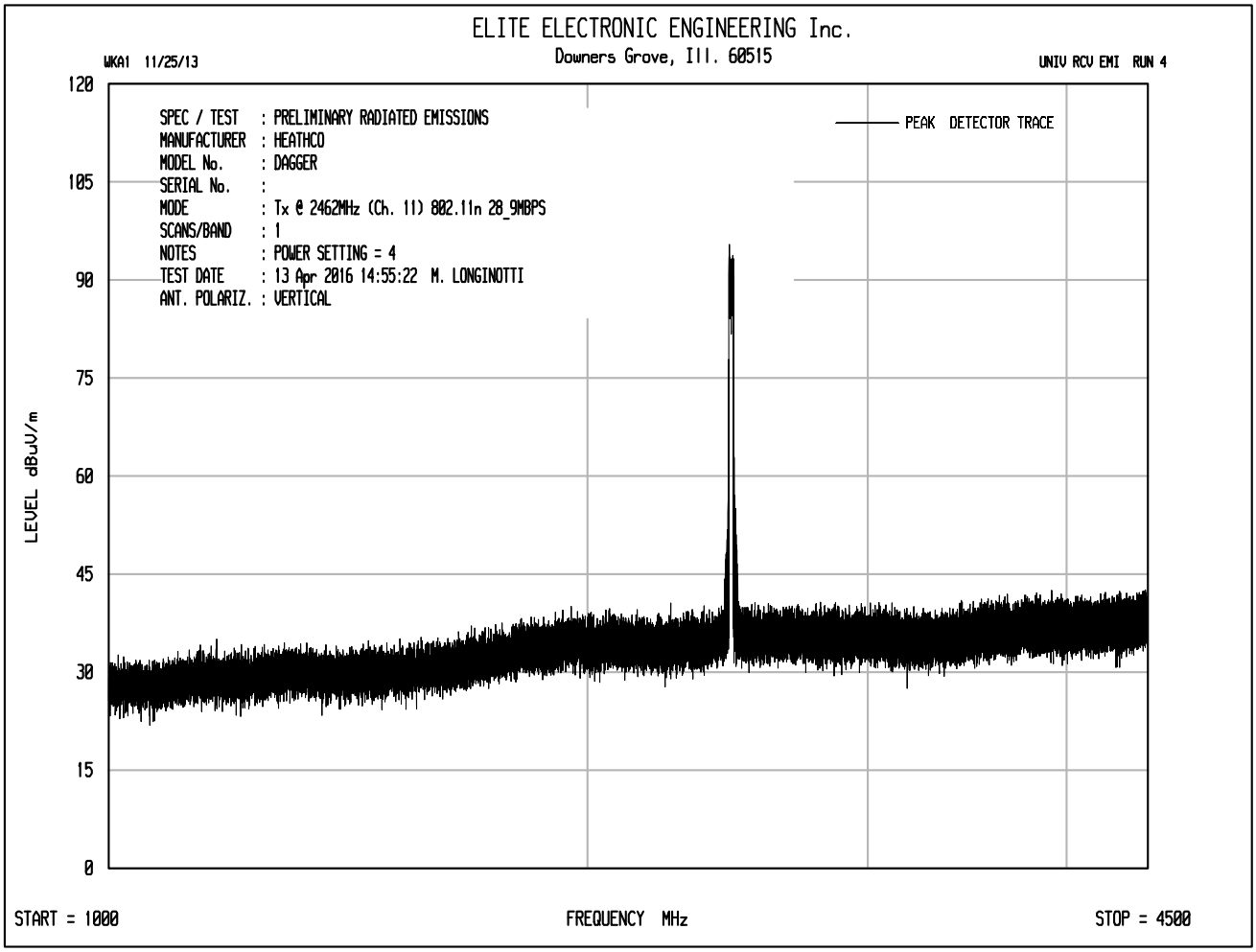
ELITE ELECTRONIC ENGINEERING Inc.
Downers Grove, Ill. 60515
WKA1 11/25/13
UNIV RCV EMI RUN 4
SPEC / TEST : PRELIMINARY RADIATED EMISSIONS
MANUFACTURER : HEATHCO
MODEL No. : DAGGER
SERIAL No. :
MODE : Tx @ 2462MHz (Ch. 11) 802.11n 28_9MBPS
SCANS/BAND : 1
NOTES : POWER SETTING = 4
TEST DATE : 13 Apr 2016 14:55:22 M. LONGINOTTI
ANT. POLARIZ. : VERTICAL
PEAK DETECTOR TRACE
LEVEL dBuV/m
120
105
90
75
60
45
30
15
0
START = 1000
FREQUENCY MHz
STOP = 4500

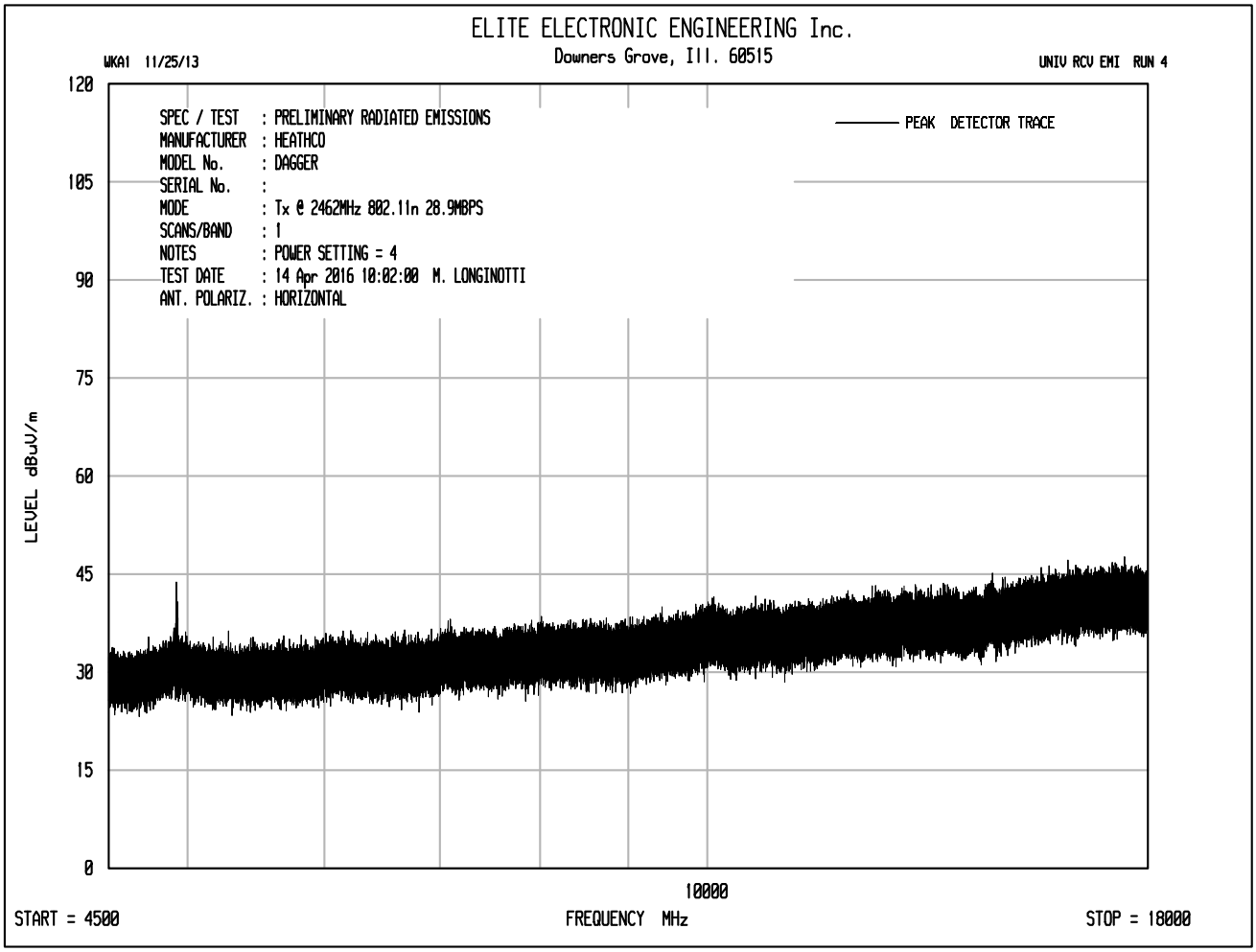
ELITE ELECTRONIC ENGINEERING Inc.
Downers Grove, Ill. 60515
WKA1 11/25/13
UNIV RCV EMI RUN 4
SPEC / TEST : PRELIMINARY RADIATED EMISSIONS
MANUFACTURER : HEATHCO
MODEL No. : DAGGER
SERIAL No. :
MODE : Tx @ 2462MHz 802.11n 28.9MBPS
SCANS/BAND : 1
NOTES : POWER SETTING = 4
TEST DATE : 14 Apr 2016 10:02:00 M. LONGINOTTI
ANT. POLARIZ. : HORIZONTAL
PEAK DETECTOR TRACE
LEVEL dBuV/m
120
105
90
75
60
45
30
15
0
10000
START = 4500
FREQUENCY MHz
STOP = 18000

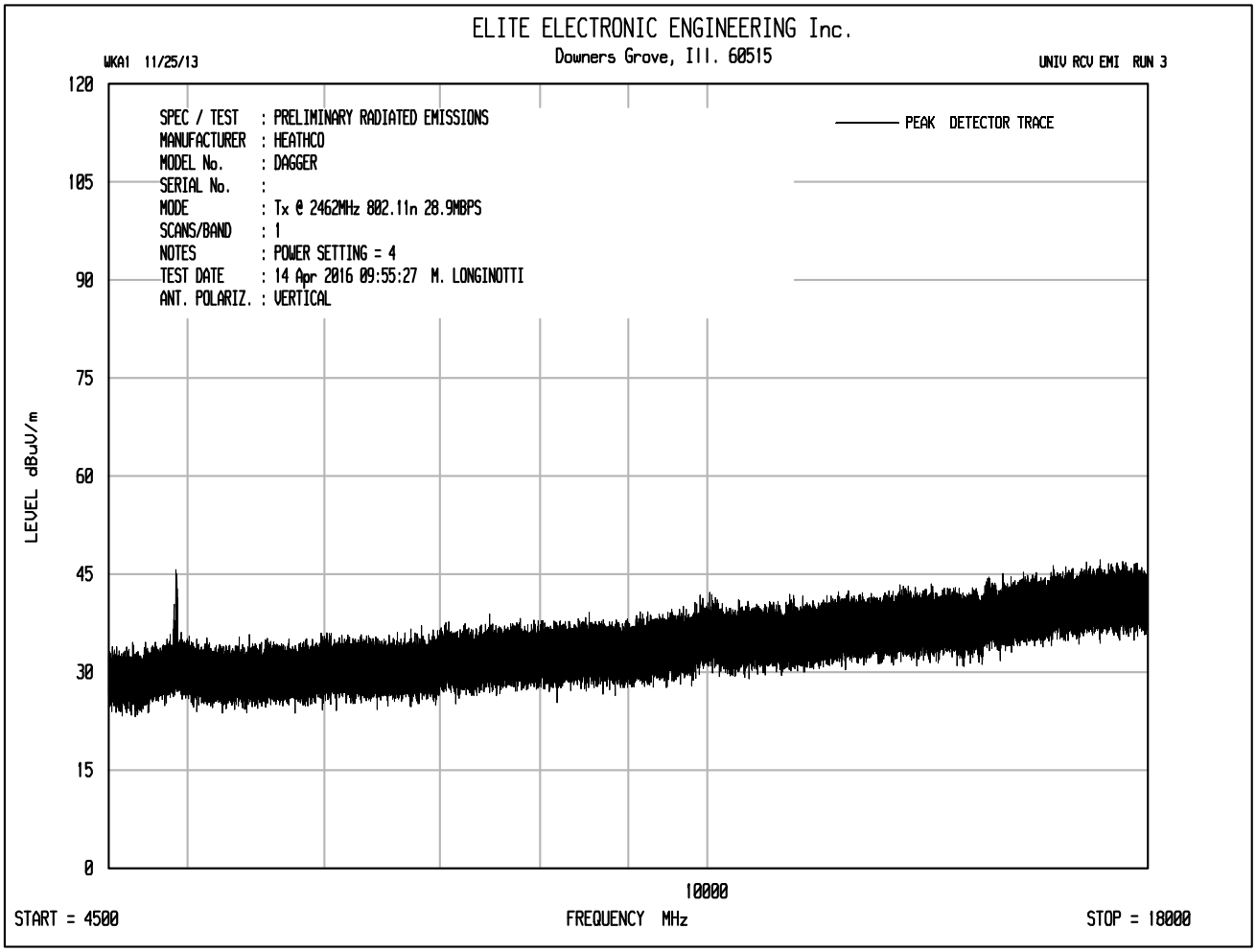
ELITE ELECTRONIC ENGINEERING Inc.
Downers Grove, Ill. 60515
WKA1 11/25/13
UNIV RCV EMI RUN 3
SPEC / TEST : PRELIMINARY RADIATED EMISSIONS
MANUFACTURER : HEATHCO
MODEL No. : DAGGER
SERIAL No. :
MODE : Tx @ 2462MHz 802.11n 28.9MBPS
SCANS/BAND : 1
NOTES : POWER SETTING = 4
TEST DATE : 14 Apr 2016 09:55:27 M. LONGINOTTI
ANT. POLARIZ. : VERTICAL
PEAK DETECTOR TRACE
LEVEL dBuV/m
120
105
90
75
60
45
30
15
0
10000
START = 4500
FREQUENCY MHz
STOP = 18000

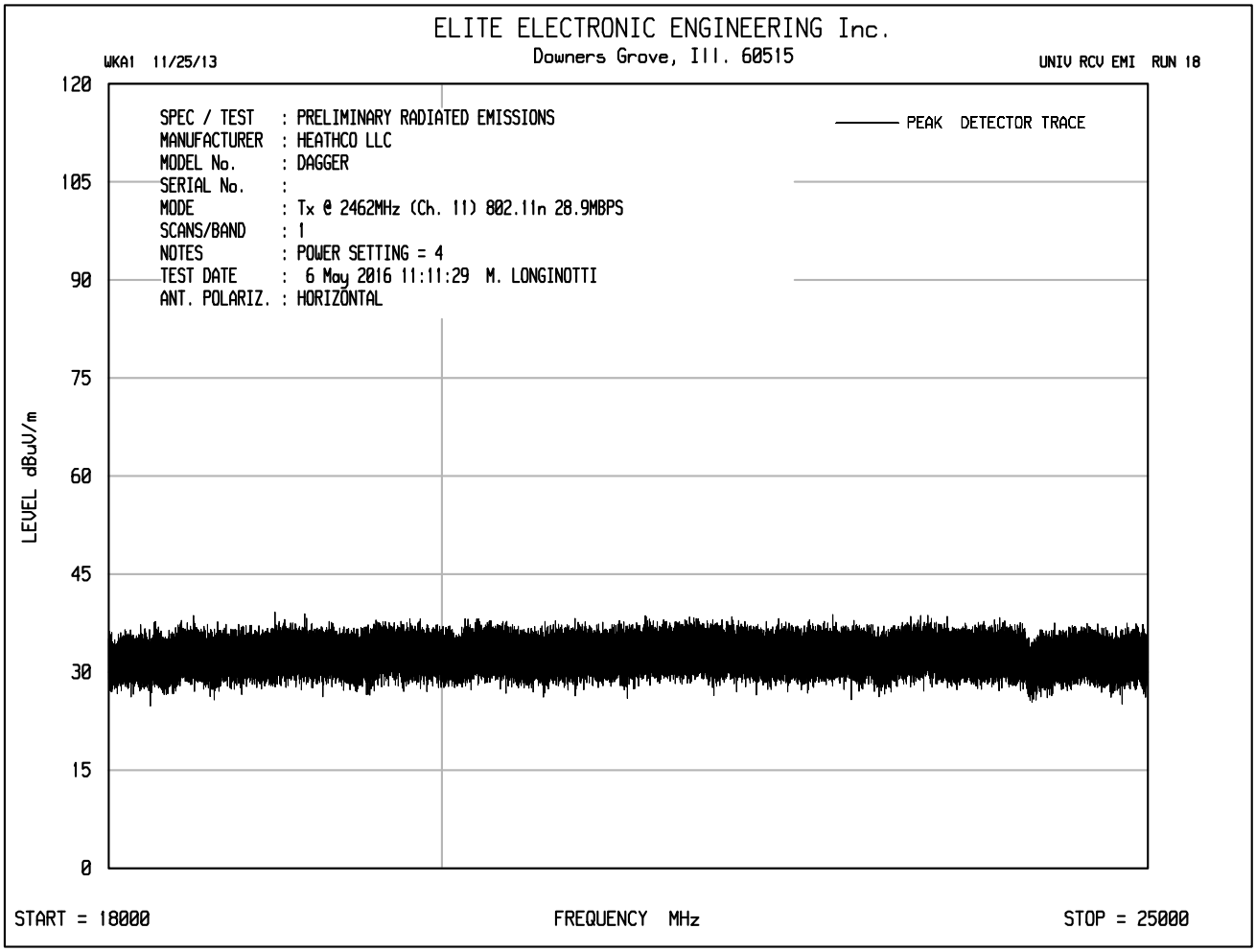
ELITE ELECTRONIC ENGINEERING Inc.
Downers Grove, Ill. 60515
WKA1 11/25/13
UNIV RCV EMI RUN 18
SPEC / TEST : PRELIMINARY RADIATED EMISSIONS
MANUFACTURER : HEATHCO LLC
MODEL No. : DAGGER
SERIAL No. :
MODE : Tx @ 2462MHz (Ch. 11) 802.11n 28.9MBPS
SCANS/BAND : 1
NOTES : POWER SETTING = 4
TEST DATE : 6 May 2016 11:11:29 M. LONGINOTTI
ANT. POLARIZ. : HORIZONTAL
PEAK DETECTOR TRACE
LEVEL dBuV/m
120
105
90
75
60
45
30
15
0
START = 18000
FREQUENCY MHz
STOP = 25000

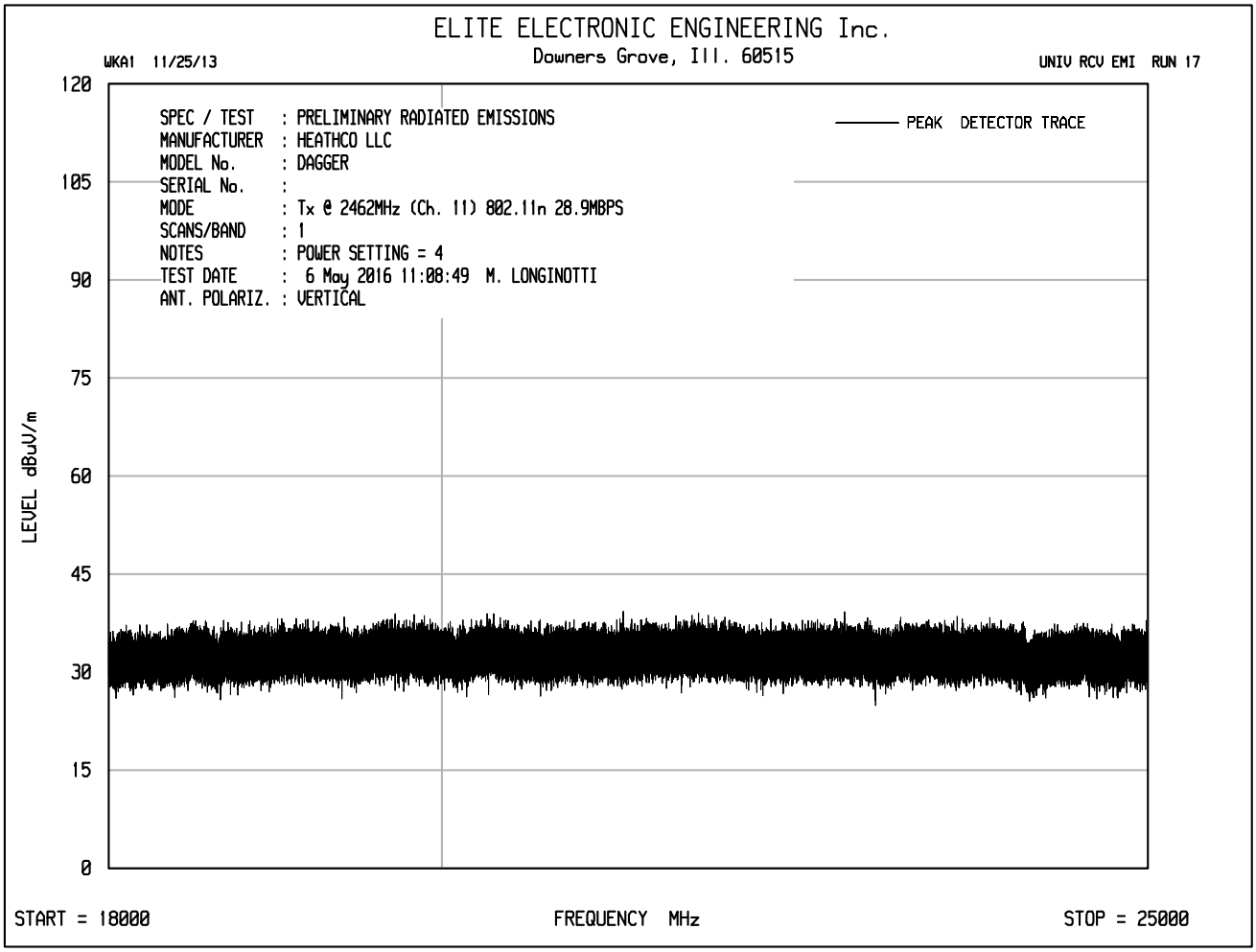
ELITE ELECTRONIC ENGINEERING Inc.
Downers Grove, Ill. 60515
WKA1 11/25/13
UNIV RCV EMI RUN 17
SPEC / TEST : PRELIMINARY RADIATED EMISSIONS
MANUFACTURER : HEATHCO LLC
MODEL No. : DAGGER
SERIAL No. :
MODE : Tx @ 2462MHz (Ch. 11) 802.11n 28.9MBPS
SCANS/BAND : 1
NOTES : POWER SETTING = 4
TEST DATE : 6 May 2016 11:08:49 M. LONGINOTTI
ANT. POLARIZ. : VERTICAL
PEAK DETECTOR TRACE
LEVEL dBuV/m
120
105
90
75
60
45
30
15
0
START = 18000
FREQUENCY MHz
STOP = 25000

Manufacturer : HeathCo LLC
Model No. : 5892
Serial No. : D412BB0E80FC
Specification : FCC-15.247 Spurious Radiated Emissions in Restricted Bands
Date : April 13, 2016 through May 6, 2016
Mode : Tx @ 2462MHz, 802.11b, 11Mbps, power setting = 15
Notes : Test Distance is 3 meters
Notes : Peak Readings in a 1MHz bandwidth

Freq. MHz	Ant Pol	Meter Reading (dBuV)	Ambient	CBL Fac (dB)	Ant Fac (dB)	Pre Amp (dB)	Peak Total dBuV/m at 3m	Peak Total uV/m at 3 m	Peak Limit uV/m at 3 m	Margin (dB)
4924.00	H	54.7		3.7	35.0	-39.3	54.1	505.6	5000.0	-19.9
4924.00	V	56.4		3.7	35.0	-39.3	55.8	614.9	5000.0	-18.2
7386.00	H	50.2	Ambient	4.7	35.7	-39.4	51.1	360.4	5000.0	-22.8
7386.00	V	49.3	Ambient	4.7	35.7	-39.4	50.2	325.0	5000.0	-23.7
12310.00	H	47.7	Ambient	6.1	38.9	-39.0	53.6	481.1	5000.0	-20.3
12310.00	V	48.1	Ambient	6.1	38.9	-39.0	54.0	503.7	5000.0	-19.9
19696.00	H	34.2	Ambient	2.2	40.4	-28.3	48.6	268.4	5000.0	-25.4
19696.00	V	34.4	Ambient	2.2	40.4	-28.3	48.8	274.6	5000.0	-25.2
22158.00	H	34.3	Ambient	2.2	40.6	-29.1	48.0	252.0	5000.0	-25.9
22158.00	V	34.6	Ambient	2.2	40.6	-29.1	48.3	260.9	5000.0	-25.6

Peak Total (dBuV/m) = Meter Reading (dBuV) + Cable Factor (dB) + Antenna Factor (dB) + Pre Amp Gain (dB)

Peak Total uV/m = 10^((Peak Total (dBuV/m))/20)

Checked By: MARK E. LONGINOTTI

Mark E. Longinotti

Manufacturer : HeathCo LLC
Model No. : 5892
Serial No. : D412BB0E80FC
Specification : FCC-15.247 Spurious Radiated Emissions in Restricted Bands
Date : April 13, 2016 through May 6, 2016
Mode : Tx @ 2462MHz, 802.11b, 11Mbps, power setting = 15
Notes : Test Distance is 3 meters
Notes : Average Readings in a 1MHz bandwidth

Freq. MHz	Ant Pol	Meter Reading (dBuV)	Ambient	CBL Fac (dB)	Ant Fac (dB)	Pre Amp (dB)	Duty Cycle (dB)	Average Total dBuV/m at 3m	Average Total uV/m at 3 m	Average Limit uV/m at 3 m	Margin (dB)
4924.00	H	42.8		3.7	35.0	-39.3	1.7	43.9	156.2	500.0	-10.1
4924.00	V	45.1		3.7	35.0	-39.3	1.7	46.2	203.6	500.0	-7.8
7386.00	H	37.80	Ambient	4.7	35.7	-39.4	1.7	40.4	105.2	500.0	-13.5
7386.00	V	38.2	Ambient	4.7	35.7	-39.4	1.7	40.8	110.1	500.0	-13.1
12310.00	H	35.2	Ambient	6.1	38.9	-39.0	1.7	42.8	138.7	500.0	-11.1
12310.00	V	35.2	Ambient	6.1	38.9	-39.0	1.7	42.8	138.7	500.0	-11.1
19696.00	H	23.1	Ambient	2.2	40.4	-28.3	1.7	39.2	90.9	500.0	-14.8
19696.00	V	23.1	Ambient	2.2	40.4	-28.3	1.7	39.2	90.9	500.0	-14.8
22158.00	H	22.8	Ambient	2.2	40.6	-29.1	1.7	38.2	81.6	500.0	-15.7
22158.00	V	22.8	Ambient	2.2	40.6	-29.1	1.7	38.2	81.6	500.0	-15.7

Average Total (dBuV/m) = Meter Reading (dBuV) + Cable Factor (dB) + Antenna Factor (dB) + Pre Amp Gain (dB) + Duty Cycle Correction Factor (dB)

Average Total uV/m = 10^((Average Total (dBuV/m))/20)

Checked By: MARK E. LONGINOTTI

Mark E. Longinotti

Manufacturer : HeathCo LLC
Model No. : 5892
Serial No. : D412BB0E80FC
Specification : FCC-15.247 Spurious Radiated Emissions in Restricted Bands
Date : April 13, 2016 through May 6, 2016
Mode : Tx @ 2462MHz, 802.11b, 11Mbps, power setting = 15
Notes : Test Distance is 3 meters
Notes : Quasi-Peak readings in a 120kHz bandwidth

Freq. MHz	Ant Pol	Meter Reading (dBuV)	Ambient	CBL Fac (dB)	Ant Fac (dB)	Pre Amp (dB)	QP Total dBuV/m at 3m	QP Total uV/m at 3 m	QP Limit uV/m at 3 m	Margin (dB)
73.70	H	-3.7		0.4	12.7	0.0	9.4	3.0	100.0	-30.6
74.16	V	17.0		0.5	12.7	0.0	30.1	32.1	100.0	-9.9
110.20	H	16.4		0.5	17.0	0.0	34.0	49.9	150.0	-9.6
108.10	V	21.2		0.5	16.7	0.0	38.4	83.3	150.0	-5.1

Checked By: MARK E. LONGINOTTI

Mark E. Longinotti

Manufacturer : HeathCo LLC
Model No. : 5892
Serial No. : D412BB0E80FC
Specification : FCC-15.247 Spurious Radiated Emissions in Restricted Bands
Date : April 13, 2016 through May 6, 2016
Mode : Tx @ 2462MHz, 802.11g, 18Mbps, power setting = 6
Notes : Test Distance is 3 meters
Notes : Peak Readings in a 1MHz bandwidth

Freq. MHz	Ant Pol	Meter Reading (dBuV)	Ambient	CBL Fac (dB)	Ant Fac (dB)	Pre Amp (dB)	Peak Total dBuV/m at 3m	Peak Total uV/m at 3 m	Peak Limit uV/m at 3 m	Margin (dB)
4924.00	H	53.2		3.7	35.0	-39.3	52.6	425.4	5000.0	-21.4
4924.00	V	55.8		3.7	35.0	-39.3	55.2	573.8	5000.0	-18.8
7386.00	H	53.9		4.7	35.7	-39.4	54.8	551.9	5000.0	-19.1
7386.00	V	52.8		4.7	35.7	-39.4	53.7	486.2	5000.0	-20.2
12310.00	H	47.3	Ambient	6.1	38.9	-39.0	53.2	459.4	5000.0	-20.7
12310.00	V	47.6	Ambient	6.1	38.9	-39.0	53.5	475.6	5000.0	-20.4
19696.00	H	34.9	Ambient	2.2	40.4	-28.3	49.3	290.9	5000.0	-24.7
19696.00	V	35.5	Ambient	2.2	40.4	-28.3	49.9	311.7	5000.0	-24.1
22158.00	H	35.4	Ambient	2.2	40.6	-29.1	49.1	286.1	5000.0	-24.8
22158.00	V	34.4	Ambient	2.2	40.6	-29.1	48.1	255.0	5000.0	-25.8

Peak Total (dBuV/m) = Meter Reading (dBuV) + Cable Factor (dB) + Antenna Factor (dB) + Pre Amp Gain (dB)

Peak Total uV/m = 10^((Peak Total (dBuV/m))/20)

Checked By: MARK E. LONGINOTTI

Mark E. Longinotti

Manufacturer : HeathCo LLC
Model No. : 5892
Serial No. : D412BB0E80FC
Specification : FCC-15.247 Spurious Radiated Emissions in Restricted Bands
Date : April 13, 2016 through May 6, 2016
Mode : Tx @ 2462MHz, 802.11g, 18Mbps, power setting = 6
Notes : Test Distance is 3 meters
Notes : Average Readings in a 1MHz bandwidth

Freq. MHz	Ant Pol	Meter Reading (dBuV)	Ambient	CBL Fac (dB)	Ant Fac (dB)	Pre Amp (dB)	Duty Cycle (dB)	Average Total dBuV/m at 3m	Average Total uV/m at 3 m	Average Limit uV/m at 3 m	Margin (dB)
4924.00	H	40.4		3.7	35.0	-39.3	3.1	42.9	139.1	500.0	-11.1
4924.00	V	42.8		3.7	35.0	-39.3	3.1	45.3	183.4	500.0	-8.7
7386.00	H	40.30		4.7	35.7	-39.4	3.1	44.3	164.6	500.0	-9.7
7386.00	V	39.3		4.7	35.7	-39.4	3.1	43.3	146.7	500.0	-10.7
12310.00	H	35.1	Ambient	6.1	38.9	-39.0	3.1	44.1	161.0	500.0	-9.8
12310.00	V	35.0	Ambient	6.1	38.9	-39.0	3.1	44.0	159.1	500.0	-9.9
19696.00	H	22.9	Ambient	2.2	40.4	-28.3	3.1	40.4	104.3	500.0	-13.6
19696.00	V	22.9	Ambient	2.2	40.4	-28.3	3.1	40.4	104.3	500.0	-13.6
22158.00	H	22.8	Ambient	2.2	40.6	-29.1	3.1	39.6	95.7	500.0	-14.4
22158.00	V	22.7	Ambient	2.2	40.6	-29.1	3.1	39.5	94.6	500.0	-14.5

Average Total (dBuV/m) = Meter Reading (dBuV) + Cable Factor (dB) + Antenna Factor (dB) + Pre Amp Gain (dB) + Duty Cycle Correction Factor (dB)

Average Total uV/m = 10^((Average Total (dBuV/m))/20)

Checked By: MARK E. LONGINOTTI

Mark E. Longinotti

Manufacturer : HeathCo LLC
Model No. : 5892
Serial No. : D412BB0E80FC
Specification : FCC-15.247 Spurious Radiated Emissions in Restricted Bands
Date : April 13, 2016 through May 6, 2016
Mode : Tx @ 2462MHz, 802.11n, 28.9Mbps, power setting = 4
Notes : Test Distance is 3 meters
Notes : Peak Readings in a 1MHz bandwidth

Freq. MHz	Ant Pol	Meter Reading (dBuV)	Ambient	CBL Fac (dB)	Ant Fac (dB)	Pre Amp (dB)	Peak Total dBuV/m at 3m	Peak Total uV/m at 3 m	Peak Limit uV/m at 3 m	Margin (dB)
4924.00	H	53.4		3.7	35.0	-39.3	52.8	435.3	5000.0	-21.2
4924.00	V	56.6		3.7	35.0	-39.3	56.0	629.2	5000.0	-18.0
7386.00	H	51.0		4.7	35.7	-39.4	51.9	395.2	5000.0	-22.0
7386.00	V	51.7		4.7	35.7	-39.4	52.6	428.4	5000.0	-21.3
12310.00	H	48.0	Ambient	6.1	38.9	-39.0	53.9	498.0	5000.0	-20.0
12310.00	V	48.2	Ambient	6.1	38.9	-39.0	54.1	509.6	5000.0	-19.8
19696.00	H	34.8	Ambient	2.2	40.4	-28.3	49.2	287.6	5000.0	-24.8
19696.00	V	34.3	Ambient	2.2	40.4	-28.3	48.7	271.5	5000.0	-25.3
22158.00	H	34.2	Ambient	2.2	40.6	-29.1	47.9	249.2	5000.0	-26.0
22158.00	V	35.0	Ambient	2.2	40.6	-29.1	48.7	273.2	5000.0	-25.2

Peak Total (dBuV/m) = Meter Reading (dBuV) + Cable Factor (dB) + Antenna Factor (dB) + Pre Amp Gain (dB)

Peak Total uV/m = 10^((Peak Total (dBuV/m))/20)

Checked By: MARK E. LONGINOTTI

Mark E. Longinotti

Manufacturer : HeathCo LLC
Model No. : 5892
Serial No. : D412BB0E80FC
Specification : FCC-15.247 Spurious Radiated Emissions in Restricted Bands
Date : April 13, 2016 through May 6, 2016
Mode : Tx @ 2462MHz, 802.11n, 28.9Mbps, power setting = 4
Notes : Test Distance is 3 meters
Notes : Average Readings in a 1MHz bandwidth

Freq. MHz	Ant Pol	Meter Reading (dBuV)	Ambient	CBL Fac (dB)	Ant Fac (dB)	Pre Amp (dB)	Duty Cycle (dB)	Average Total dBuV/m at 3m	Average Total uV/m at 3 m	Average Limit uV/m at 3 m	Margin (dB)
4924.00	H	40.2		3.7	35.0	-39.3	3.9	43.4	148.5	500.0	-10.5
4924.00	V	41.9		3.7	35.0	-39.3	3.9	45.1	180.6	500.0	-8.8
7386.00	H	37.80	Ambient	4.7	35.7	-39.4	3.9	42.6	134.8	500.0	-11.4
7386.00	V	37.1	Ambient	4.7	35.7	-39.4	3.9	41.9	124.4	500.0	-12.1
12310.00	H	35.5	Ambient	6.1	38.9	-39.0	3.9	45.3	184.2	500.0	-8.7
12310.00	V	35.5	Ambient	6.1	38.9	-39.0	3.9	45.3	184.2	500.0	-8.7
19696.00	H	22.8	Ambient	2.2	40.4	-28.3	3.9	41.0	112.7	500.0	-12.9
19696.00	V	22.8	Ambient	2.2	40.4	-28.3	3.9	41.0	112.7	500.0	-12.9
22158.00	H	22.7	Ambient	2.2	40.6	-29.1	3.9	40.3	103.4	500.0	-13.7
22158.00	V	22.7	Ambient	2.2	40.6	-29.1	3.9	40.3	103.4	500.0	-13.7

Average Total (dBuV/m) = Meter Reading (dBuV) + Cable Factor (dB) + Antenna Factor (dB) + Pre Amp Gain (dB) + Duty Cycle Correction Factor (dB)

Average Total uV/m = 10^((Average Total (dBuV/m))/20)

Checked By: MARK E. LONGINOTTI

Mark E. Longinotti

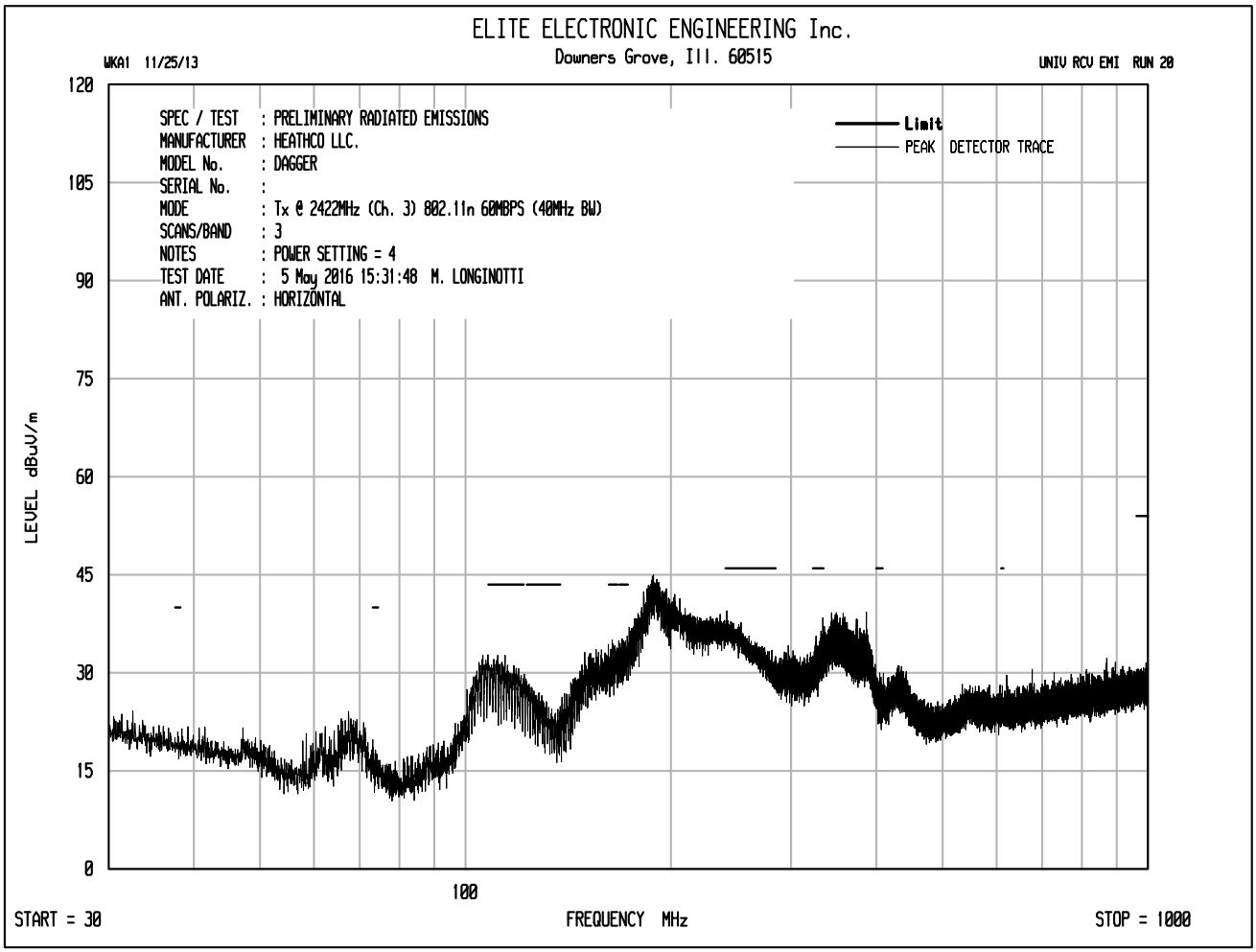
ELITE ELECTRONIC ENGINEERING Inc.
Downers Grove, Ill. 60515
WKA1 11/25/13
UNIV RCV EMI RUN 20
SPEC / TEST : PRELIMINARY RADIATED EMISSIONS
MANUFACTURER : HEATHCO LLC.
MODEL No. : DAGGER
SERIAL No. :
MODE : Tx @ 2422MHz (Ch. 3) 802.11n 60MBPS (40MHz BW)
SCANS/BAND : 3
NOTES : POWER SETTING = 4
TEST DATE : 5 May 2016 15:31:48 M. LONGINOTTI
ANT. POLARIZ. : HORIZONTAL
Limit
PEAK DETECTOR TRACE
LEVEL dBuV/m
120
105
90
75
60
45
30
15
0
100
START = 30
FREQUENCY MHz
STOP = 1000

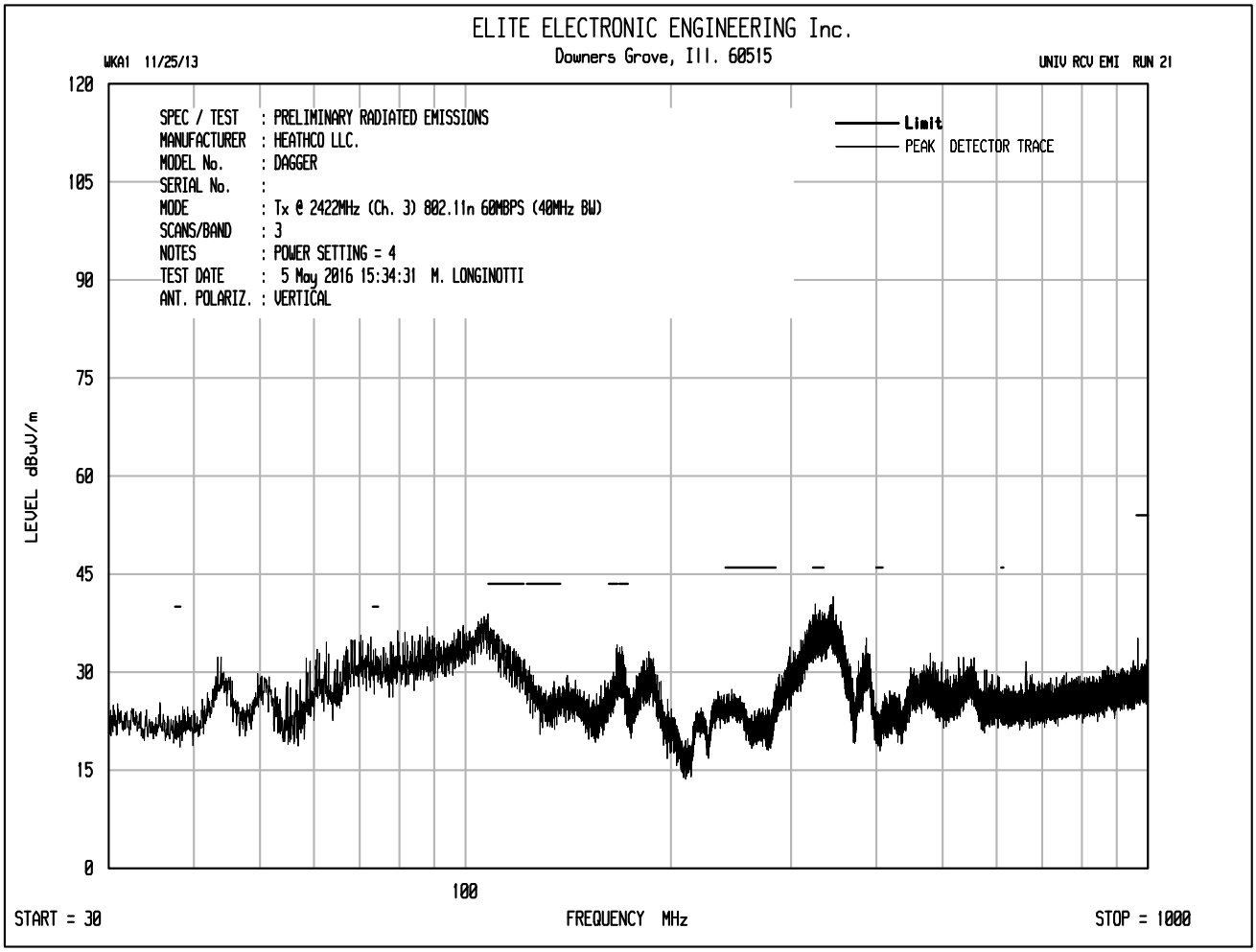
ELITE ELECTRONIC ENGINEERING Inc.
Downers Grove, Ill. 60515
WKA1 11/25/13
UNIV RCV EMI RUN 21
SPEC / TEST : PRELIMINARY RADIATED EMISSIONS
MANUFACTURER : HEATHCO LLC.
MODEL No. : DAGGER
SERIAL No. :
MODE : Tx @ 2422MHz (Ch. 3) 802.11n 60MBPS (40MHz BW)
SCANS/BAND : 3
NOTES : POWER SETTING = 4
TEST DATE : 5 May 2016 15:34:31 M. LONGINOTTI
ANT. POLARIZ. : VERTICAL
Limit
PEAK DETECTOR TRACE
LEVEL dBuV/m
120
105
90
75
60
45
30
15
0
100
START = 30
FREQUENCY MHz
STOP = 1000

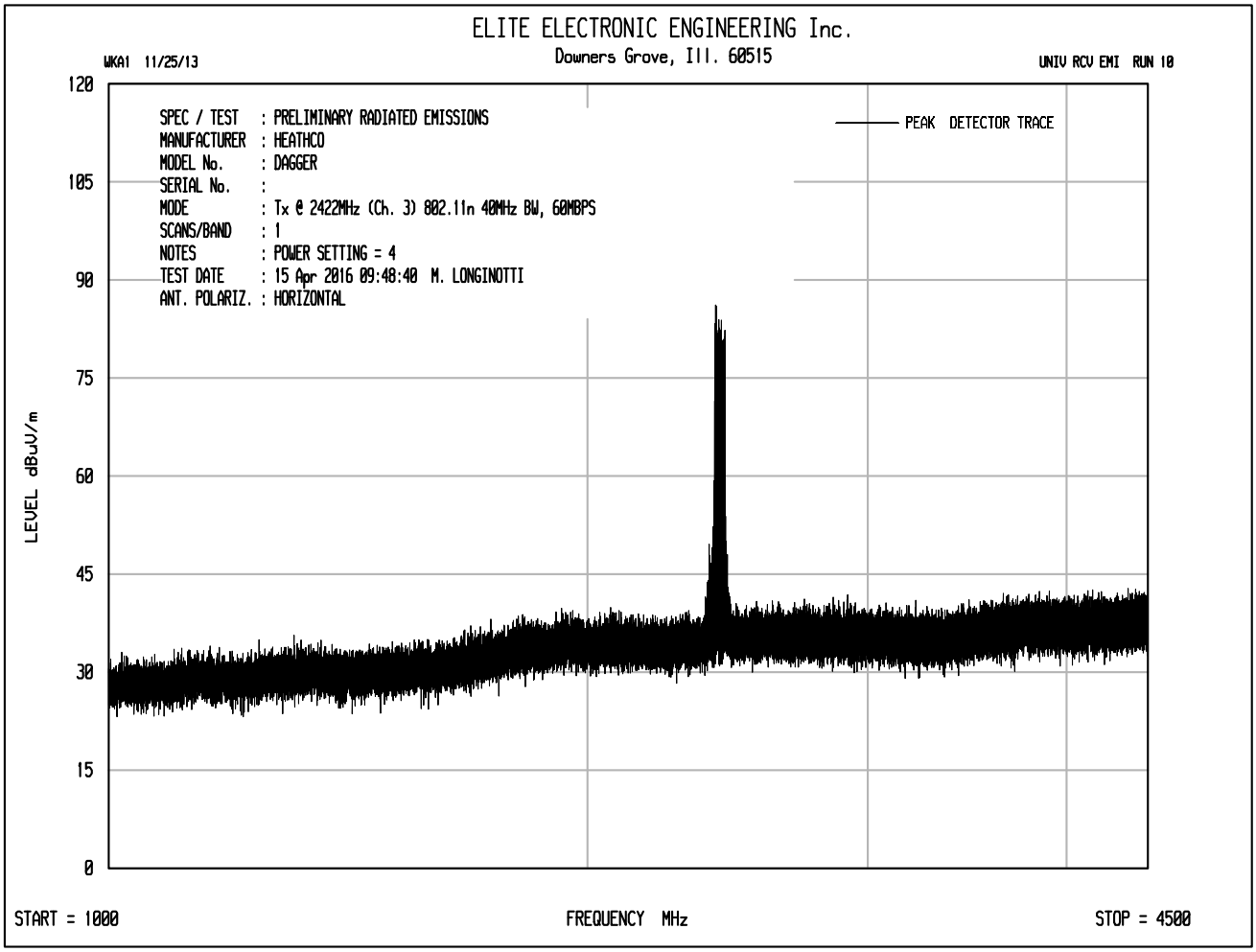
ELITE ELECTRONIC ENGINEERING Inc.
Downers Grove, Ill. 60515
WKA1 11/25/13
UNIV RCV EMI RUN 10
SPEC / TEST : PRELIMINARY RADIATED EMISSIONS
MANUFACTURER : HEATHCO
MODEL No. : DAGGER
SERIAL No. :
MODE : Tx @ 2422MHz (Ch. 3) 802.11n 40MHz BW, 60MBPS
SCANS/BAND : 1
NOTES : POWER SETTING = 4
TEST DATE : 15 Apr 2016 09:48:40 M. LONGINOTTI
ANT. POLARIZ. : HORIZONTAL
PEAK DETECTOR TRACE
LEVEL dBuV/m
120
105
90
75
60
45
30
15
0
START = 1000
FREQUENCY MHz
STOP = 4500

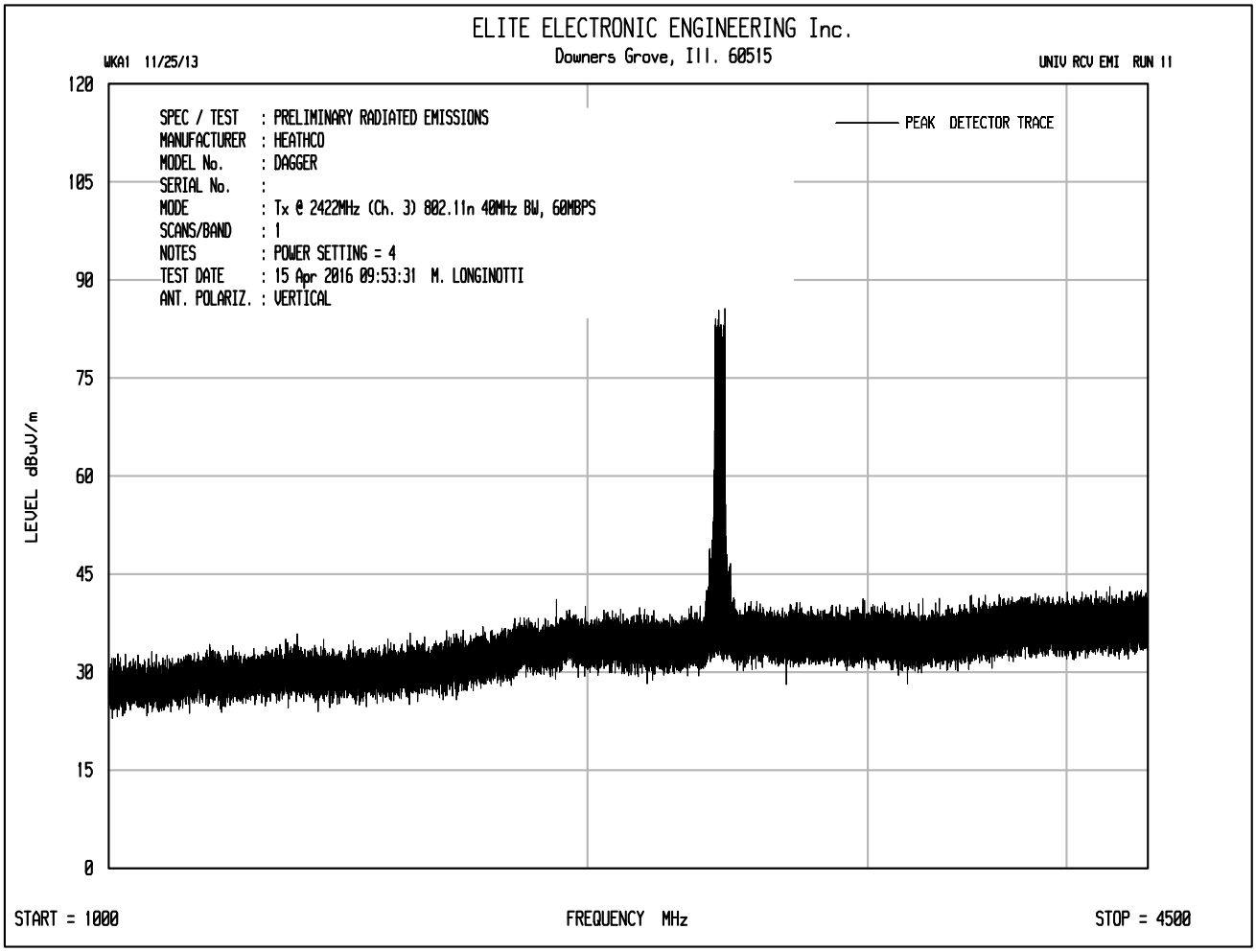
ELITE ELECTRONIC ENGINEERING Inc.
Downers Grove, Ill. 60515
WKA1 11/25/13
UNIV RCV EMI RUN 11
SPEC / TEST : PRELIMINARY RADIATED EMISSIONS
MANUFACTURER : HEATHCO
MODEL No. : DAGGER
SERIAL No. :
MODE : Tx @ 2422MHz (Ch. 3) 802.11n 40MHz BW, 60MBPS
SCANS/BAND : 1
NOTES : POWER SETTING = 4
TEST DATE : 15 Apr 2016 09:53:31 M. LONGINOTTI
ANT. POLARIZ. : VERTICAL
PEAK DETECTOR TRACE
LEVEL dBuV/m
120
105
90
75
60
45
30
15
0
START = 1000
FREQUENCY MHz
STOP = 4500

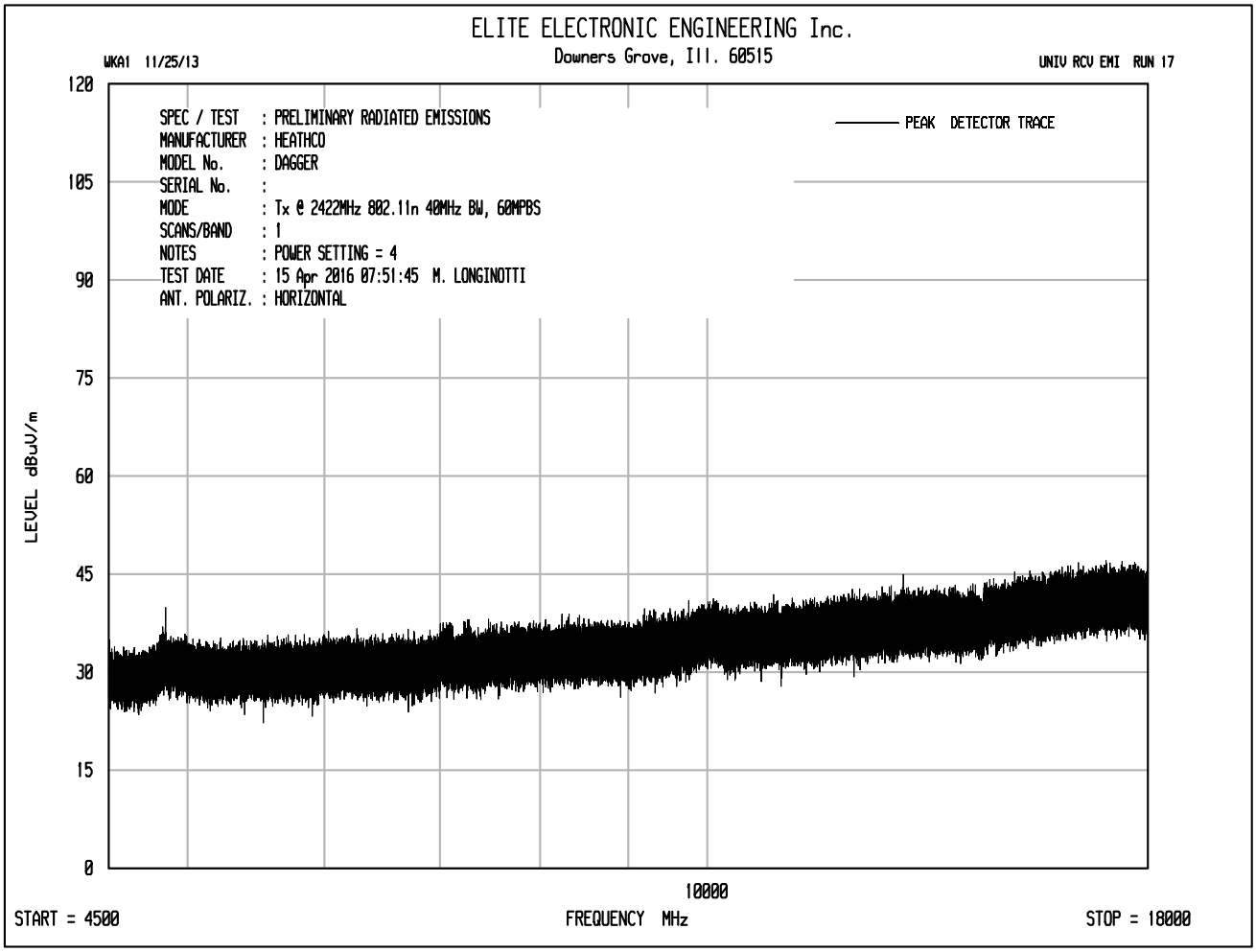
ELITE ELECTRONIC ENGINEERING Inc.
Downers Grove, Ill. 60515
WKA1 11/25/13
UNIV RCV EMI RUN 17
SPEC / TEST : PRELIMINARY RADIATED EMISSIONS
MANUFACTURER : HEATHCO
MODEL No. : DAGGER
SERIAL No. :
MODE : Tx @ 2422MHz 802.11n 40MHz BW, 60MPBS
SCANS/BAND : 1
NOTES : POWER SETTING = 4
TEST DATE : 15 Apr 2016 07:51:45 M. LONGINOTTI
ANT. POLARIZ. : HORIZONTAL
PEAK DETECTOR TRACE
LEVEL dBuV/m
120
105
90
75
60
45
30
15
0
10000
START = 4500
FREQUENCY MHz
STOP = 18000

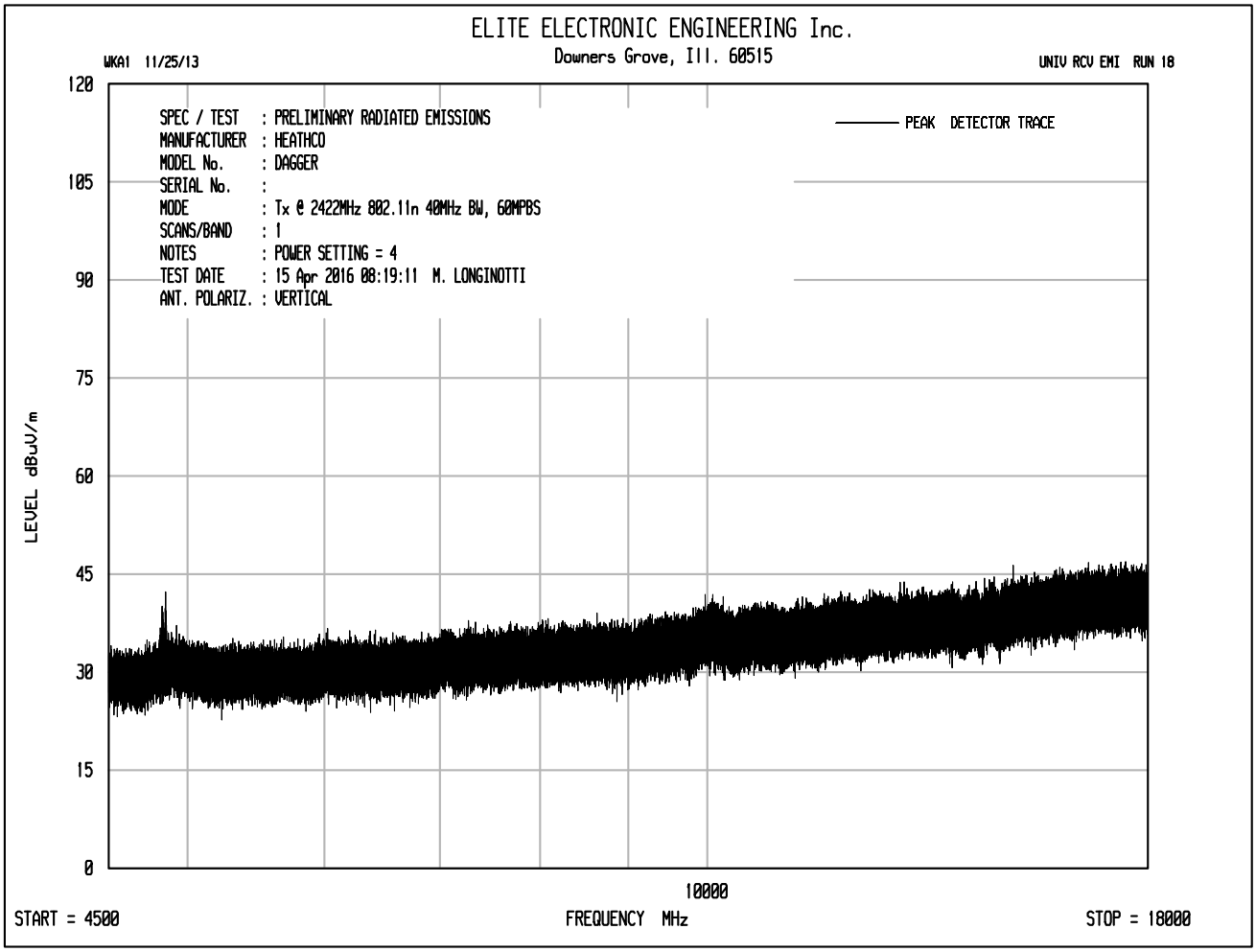
ELITE ELECTRONIC ENGINEERING Inc.
Downers Grove, Ill. 60515
WKA1 11/25/13
UNIV RCV EMI RUN 18
SPEC / TEST : PRELIMINARY RADIATED EMISSIONS
MANUFACTURER : HEATHCO
MODEL No. : DAGGER
SERIAL No. :
MODE : Tx @ 2422MHz 802.11n 40MHz BW, 60MPBS
SCANS/BAND : 1
NOTES : POWER SETTING = 4
TEST DATE : 15 Apr 2016 08:19:11 M. LONGINOTTI
ANT. POLARIZ. : VERTICAL
PEAK DETECTOR TRACE
LEVEL dBuV/m
120
105
90
75
60
45
30
15
0
10000
START = 4500
FREQUENCY MHz
STOP = 18000

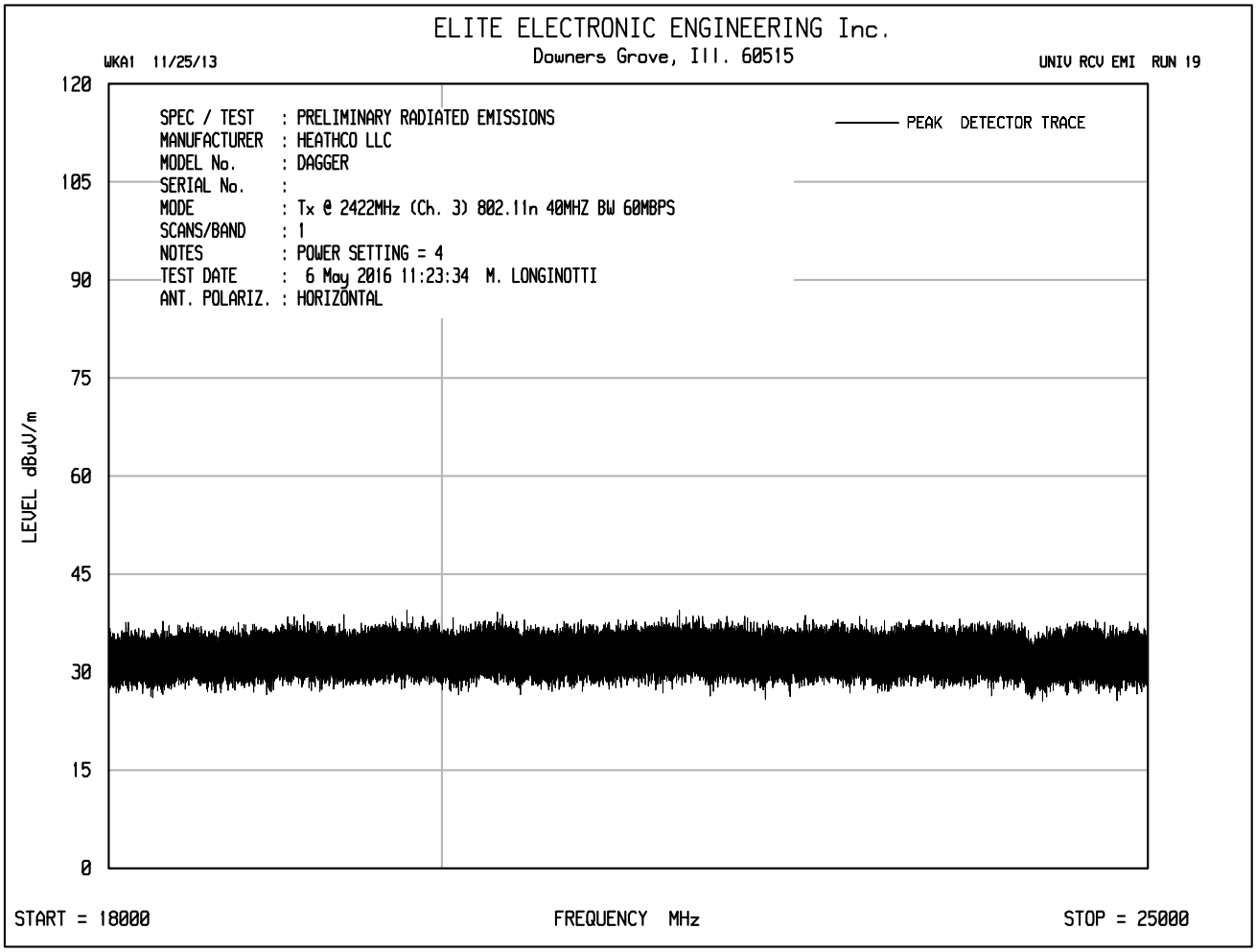
ELITE ELECTRONIC ENGINEERING Inc.
Downers Grove, Ill. 60515
WKA1 11/25/13
UNIV RCV EMI RUN 19
SPEC / TEST : PRELIMINARY RADIATED EMISSIONS
MANUFACTURER : HEATHCO LLC
MODEL No. : DAGGER
SERIAL No. :
MODE : Tx @ 2422MHz (Ch. 3) 802.11n 40MHZ BW 60MBPS
SCANS/BAND : 1
NOTES : POWER SETTING = 4
TEST DATE : 6 May 2016 11:23:34 M. LONGINOTTI
ANT. POLARIZ. : HORIZONTAL
PEAK DETECTOR TRACE
LEVEL dBuV/m
120
105
90
75
60
45
30
15
0
START = 18000
FREQUENCY MHz
STOP = 25000

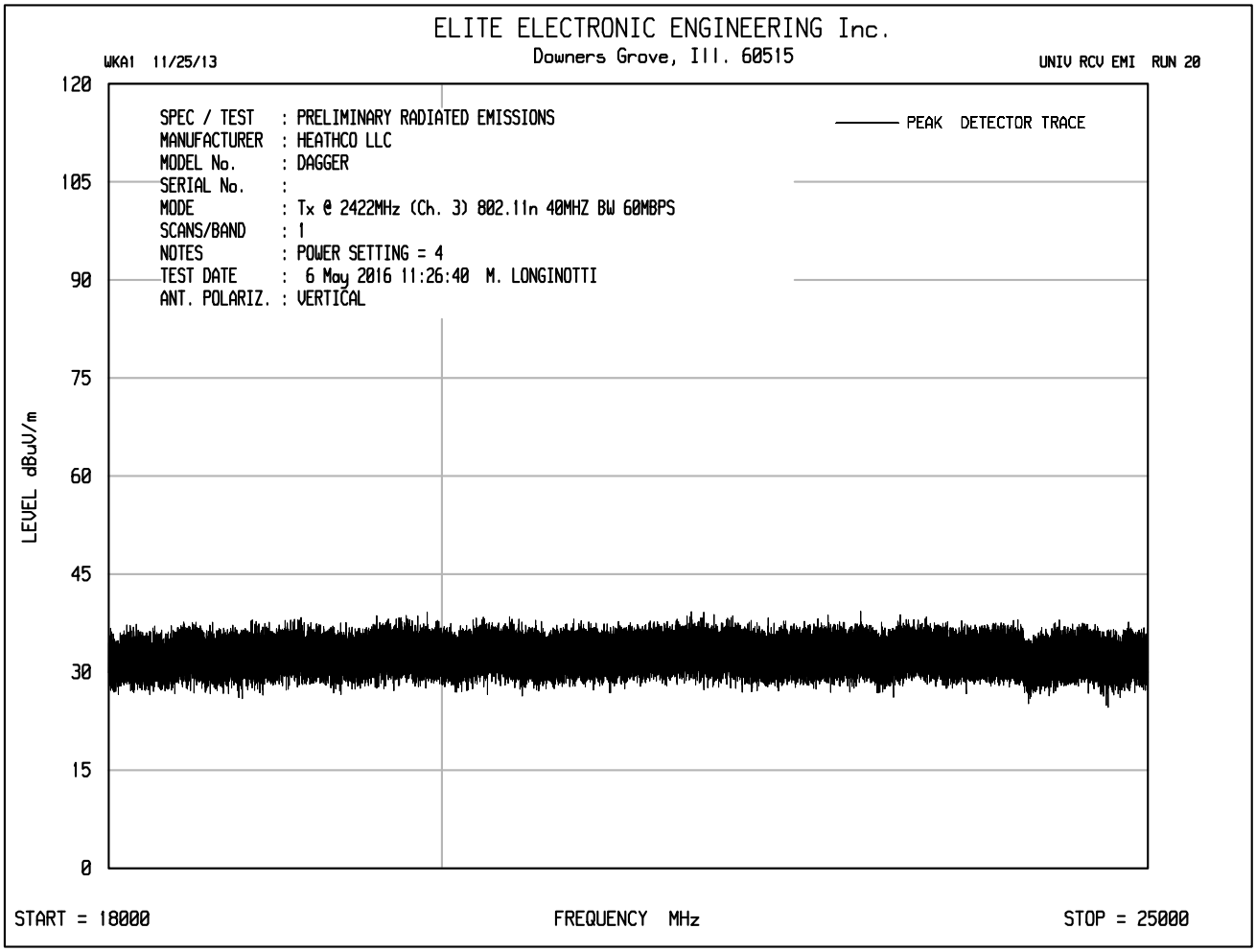
ELITE ELECTRONIC ENGINEERING Inc.
Downers Grove, Ill. 60515
WKA1 11/25/13
UNIV RCV EMI RUN 20
SPEC / TEST : PRELIMINARY RADIATED EMISSIONS
MANUFACTURER : HEATHCO LLC
MODEL No. : DAGGER
SERIAL No. :
MODE : Tx @ 2422MHz (Ch. 3) 802.11n 40MHZ BW 60MBPS
SCANS/BAND : 1
NOTES : POWER SETTING = 4
TEST DATE : 6 May 2016 11:26:40 M. LONGINOTTI
ANT. POLARIZ. : VERTICAL
PEAK DETECTOR TRACE
LEVEL dBuV/m
120
105
90
75
60
45
30
15
0
START = 18000
FREQUENCY MHz
STOP = 25000

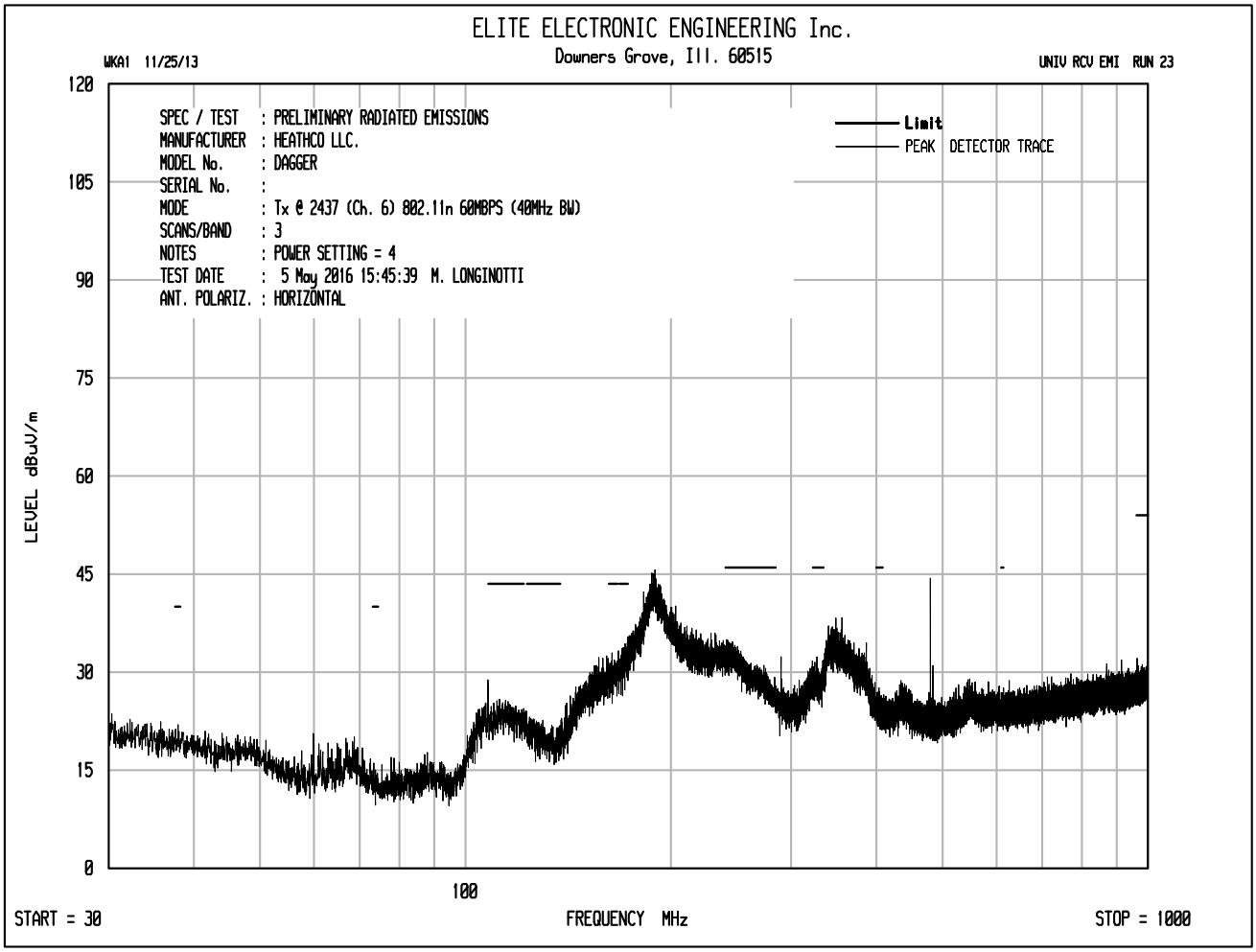
ELITE ELECTRONIC ENGINEERING Inc.
Downers Grove, Ill. 60515
WKA1 11/25/13
UNIV RCV EMI RUN 23
SPEC / TEST : PRELIMINARY RADIATED EMISSIONS
MANUFACTURER : HEATHCO LLC.
MODEL No. : DAGGER
SERIAL No. :
MODE : Tx @ 2437 (Ch. 6) 802.11n 60MBPS (40MHz BW)
SCANS/BAND : 3
NOTES : POWER SETTING = 4
TEST DATE : 5 May 2016 15:45:39 M. LONGINOTTI
ANT. POLARIZ. : HORIZONTAL
Limit
PEAK DETECTOR TRACE
LEVEL dBuV/m
120
105
90
75
60
45
30
15
0
100
START = 30
FREQUENCY MHz
STOP = 1000

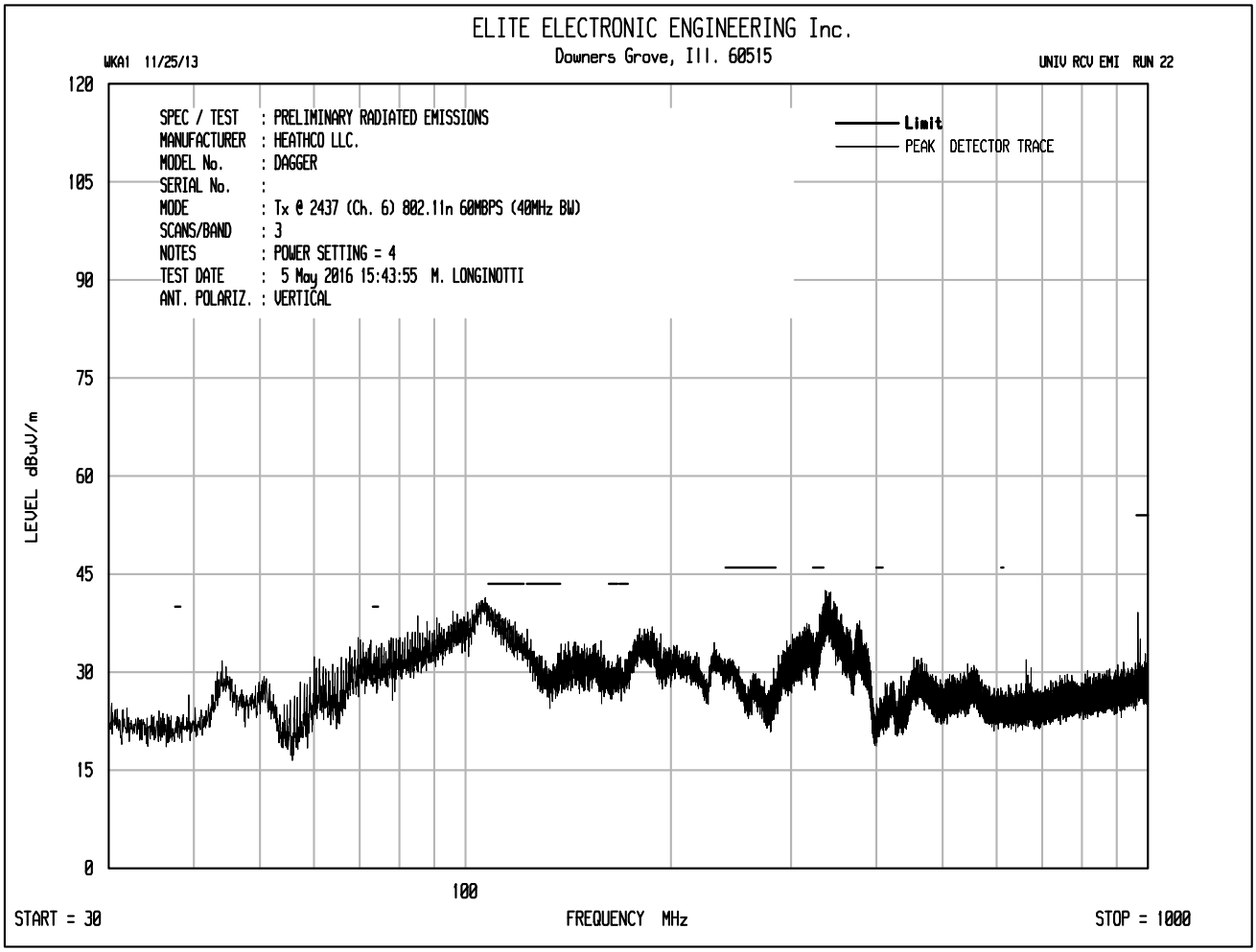
ELITE ELECTRONIC ENGINEERING Inc.
Downers Grove, Ill. 60515
WKA1 11/25/13
UNIV RCV EMI RUN 22
SPEC / TEST : PRELIMINARY RADIATED EMISSIONS
MANUFACTURER : HEATHCO LLC.
MODEL No. : DAGGER
SERIAL No. :
MODE : Tx @ 2437 (Ch. 6) 802.11n 60MBPS (40MHz BW)
SCANS/BAND : 3
NOTES : POWER SETTING = 4
TEST DATE : 5 May 2016 15:43:55 M. LONGINOTTI
ANT. POLARIZ. : VERTICAL
Limit
PEAK DETECTOR TRACE
LEVEL dBuV/m
120
105
90
75
60
45
30
15
0
100
START = 30
FREQUENCY MHz
STOP = 1000

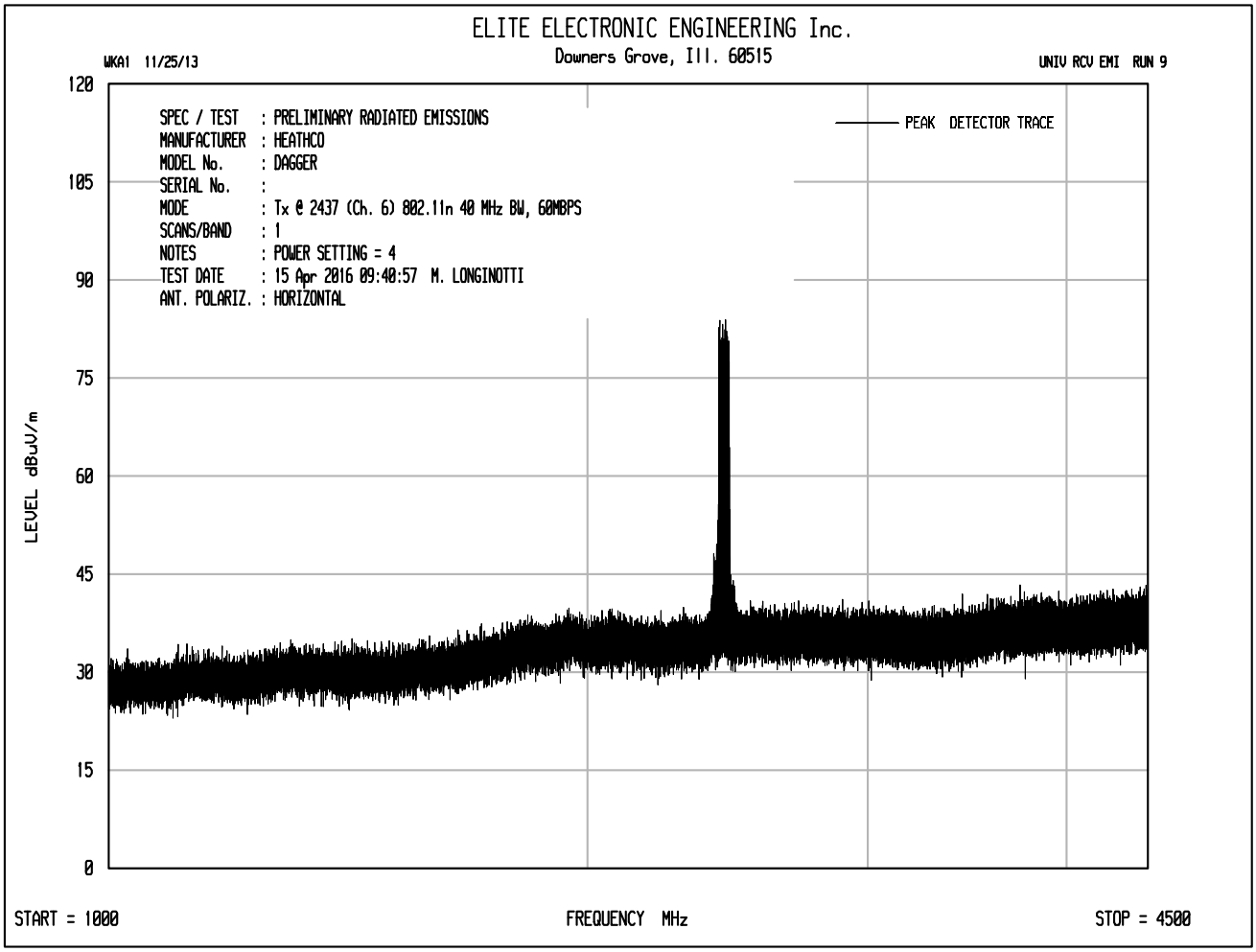
ELITE ELECTRONIC ENGINEERING Inc.
Downers Grove, Ill. 60515
WKA1 11/25/13
UNIV RCV EMI RUN 9
SPEC / TEST : PRELIMINARY RADIATED EMISSIONS
MANUFACTURER : HEATHCO
MODEL No. : DAGGER
SERIAL No. :
MODE : Tx @ 2437 (Ch. 6) 802.11n 40 MHz BW, 60MBPS
SCANS/BAND : 1
NOTES : POWER SETTING = 4
TEST DATE : 15 Apr 2016 09:40:57 M. LONGINOTTI
ANT. POLARIZ. : HORIZONTAL
PEAK DETECTOR TRACE
LEVEL dBuV/m
120
105
90
75
60
45
30
15
0
START = 1000
FREQUENCY MHz
STOP = 4500

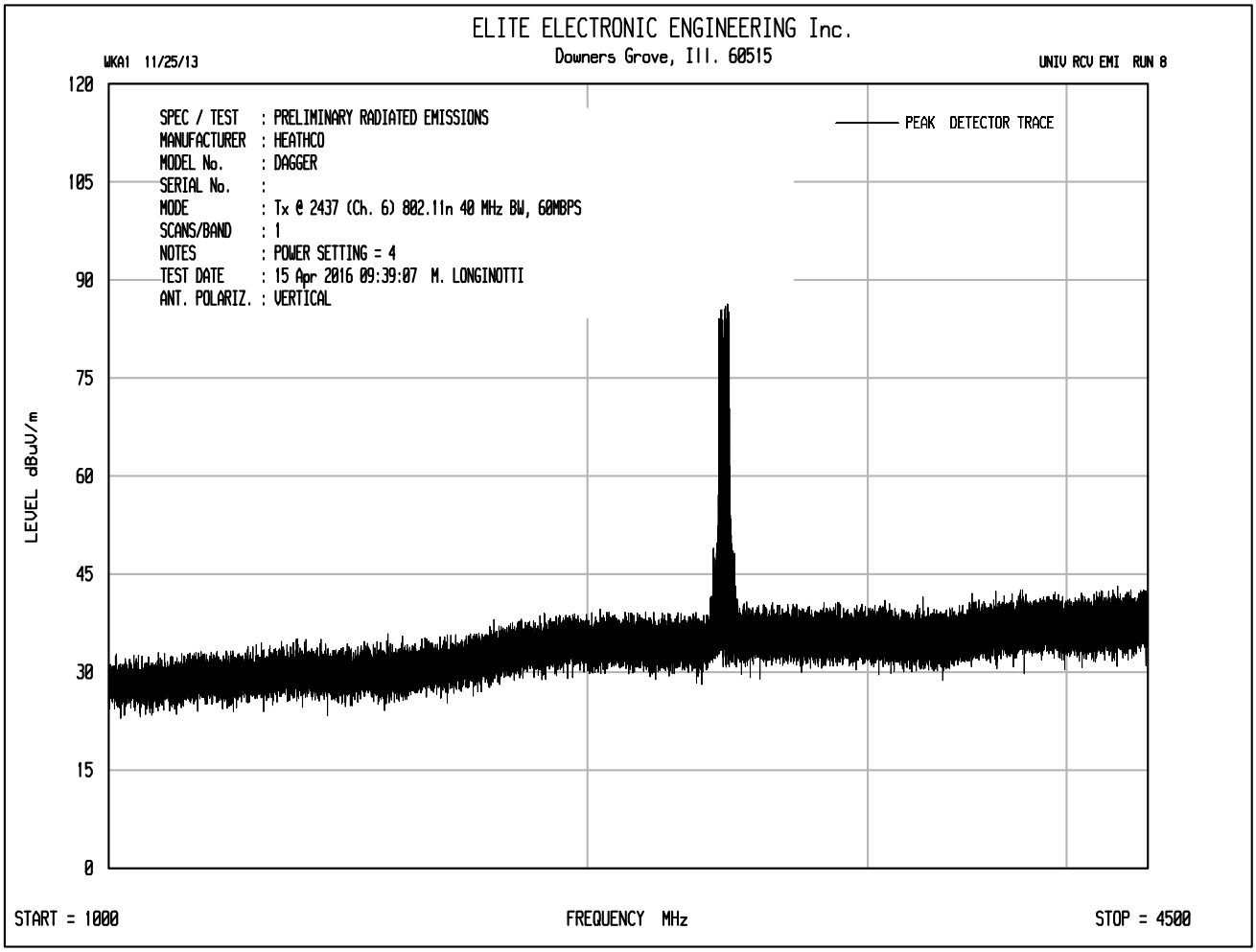
ELITE ELECTRONIC ENGINEERING Inc.
Downers Grove, Ill. 60515
WKA1 11/25/13
UNIV RCV EMI RUN 8
SPEC / TEST : PRELIMINARY RADIATED EMISSIONS
MANUFACTURER : HEATHCO
MODEL No. : DAGGER
SERIAL No. :
MODE : Tx @ 2437 (Ch. 6) 802.11n 40 MHz BW, 60MBPS
SCANS/BAND : 1
NOTES : POWER SETTING = 4
TEST DATE : 15 Apr 2016 09:39:07 M. LONGINOTTI
ANT. POLARIZ. : VERTICAL
PEAK DETECTOR TRACE
LEVEL dBuV/m
120
105
90
75
60
45
30
15
0
START = 1000
FREQUENCY MHz
STOP = 4500

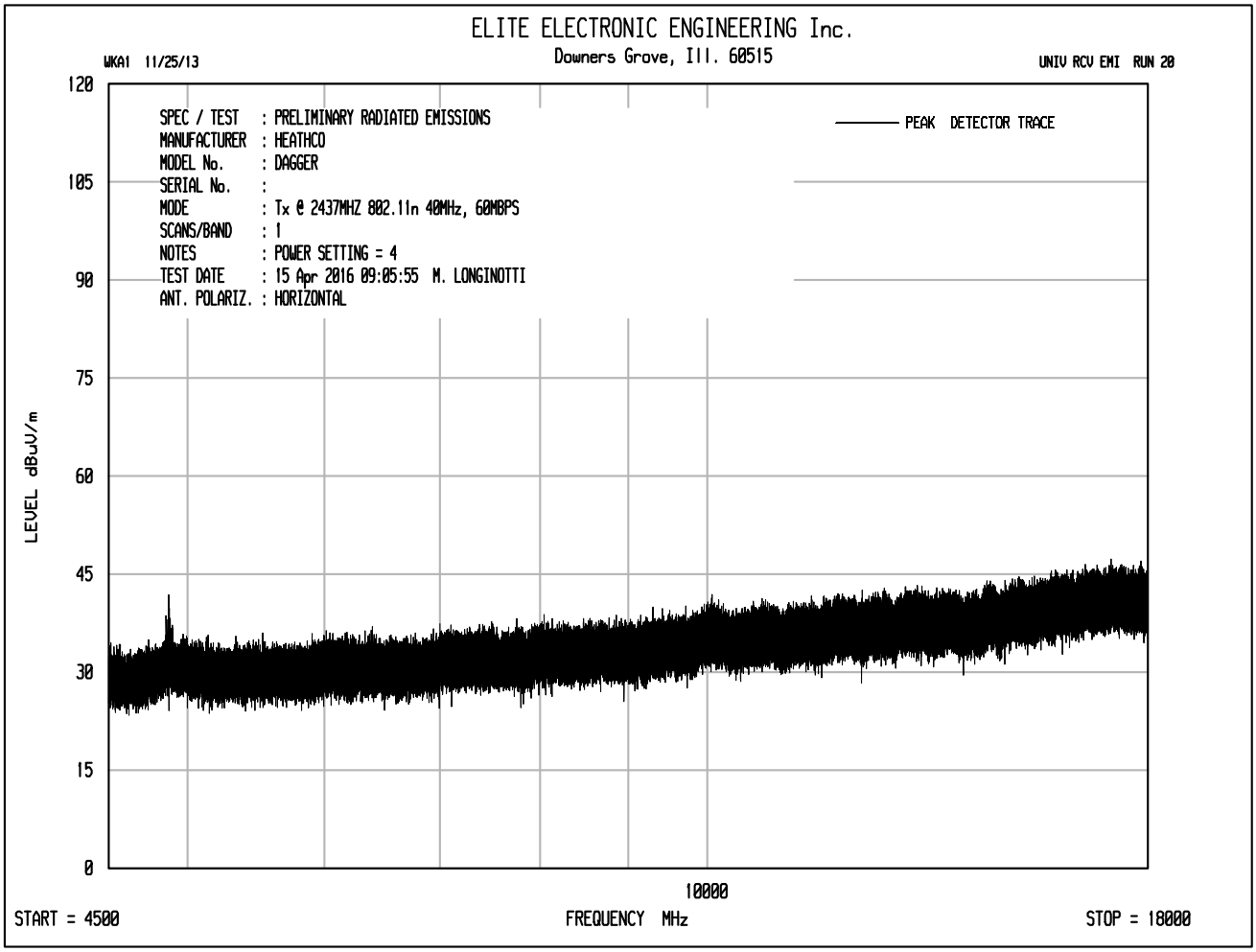
ELITE ELECTRONIC ENGINEERING Inc.
Downers Grove, Ill. 60515
WKA1 11/25/13
UNIV RCV EMI RUN 20
SPEC / TEST : PRELIMINARY RADIATED EMISSIONS
MANUFACTURER : HEATHCO
MODEL No. : DAGGER
SERIAL No. :
MODE : Tx @ 2437MHZ 802.11n 40MHz, 60MBPS
SCANS/BAND : 1
NOTES : POWER SETTING = 4
TEST DATE : 15 Apr 2016 09:05:55 M. LONGINOTTI
ANT. POLARIZ. : HORIZONTAL
PEAK DETECTOR TRACE
LEVEL dBuV/m
120
105
90
75
60
45
30
15
0
10000
START = 4500
FREQUENCY MHz
STOP = 18000

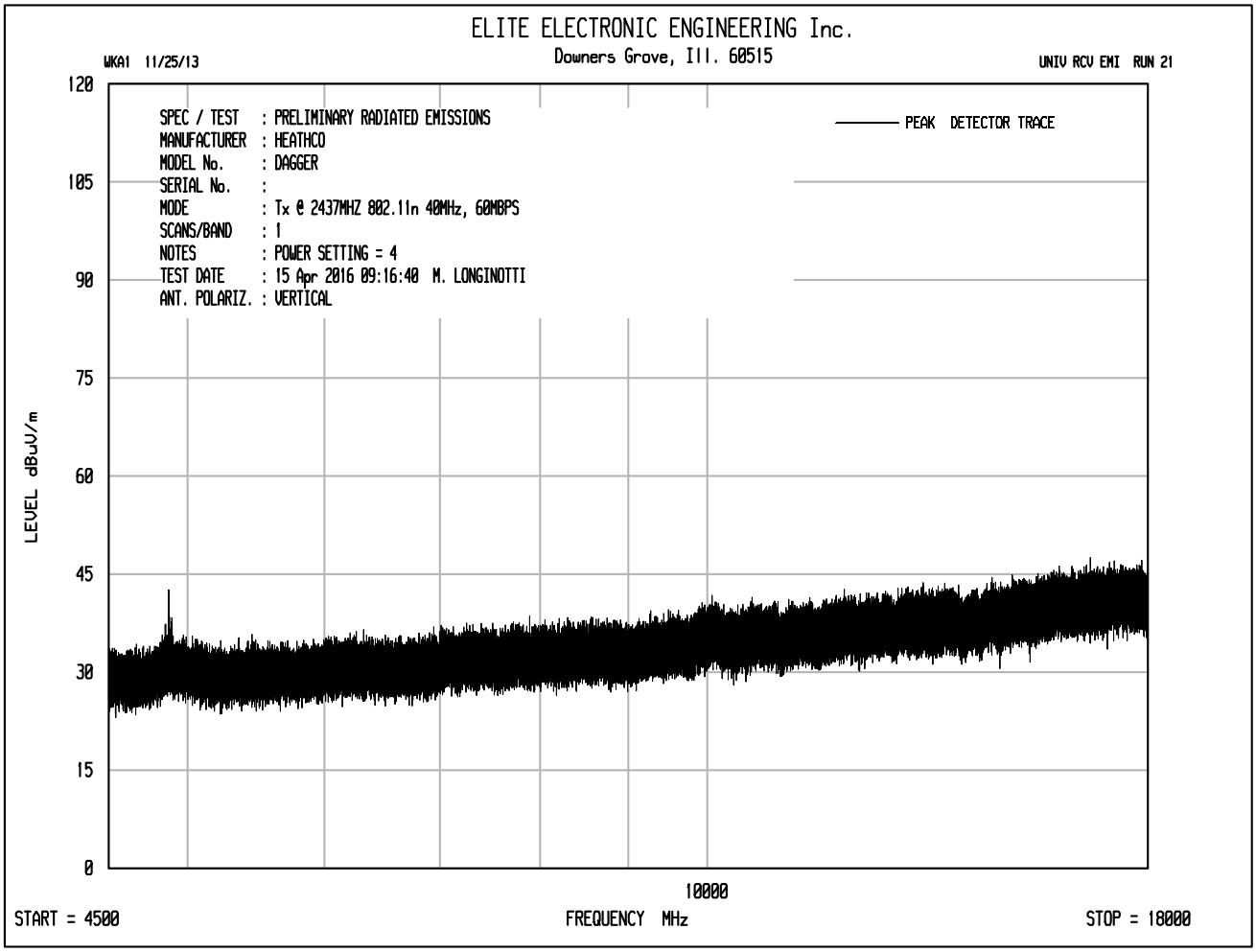
ELITE ELECTRONIC ENGINEERING Inc.
Downers Grove, Ill. 60515
WKA1 11/25/13
UNIV RCV EMI RUN 21
SPEC / TEST : PRELIMINARY RADIATED EMISSIONS
MANUFACTURER : HEATHCO
MODEL No. : DAGGER
SERIAL No. :
MODE : Tx @ 2437MHZ 802.11n 40MHz, 60MBPS
SCANS/BAND : 1
NOTES : POWER SETTING = 4
TEST DATE : 15 Apr 2016 09:16:40 M. LONGINOTTI
ANT. POLARIZ. : VERTICAL
PEAK DETECTOR TRACE
LEVEL dBuV/m
120
105
90
75
60
45
30
15
0
10000
START = 4500
FREQUENCY MHz
STOP = 18000

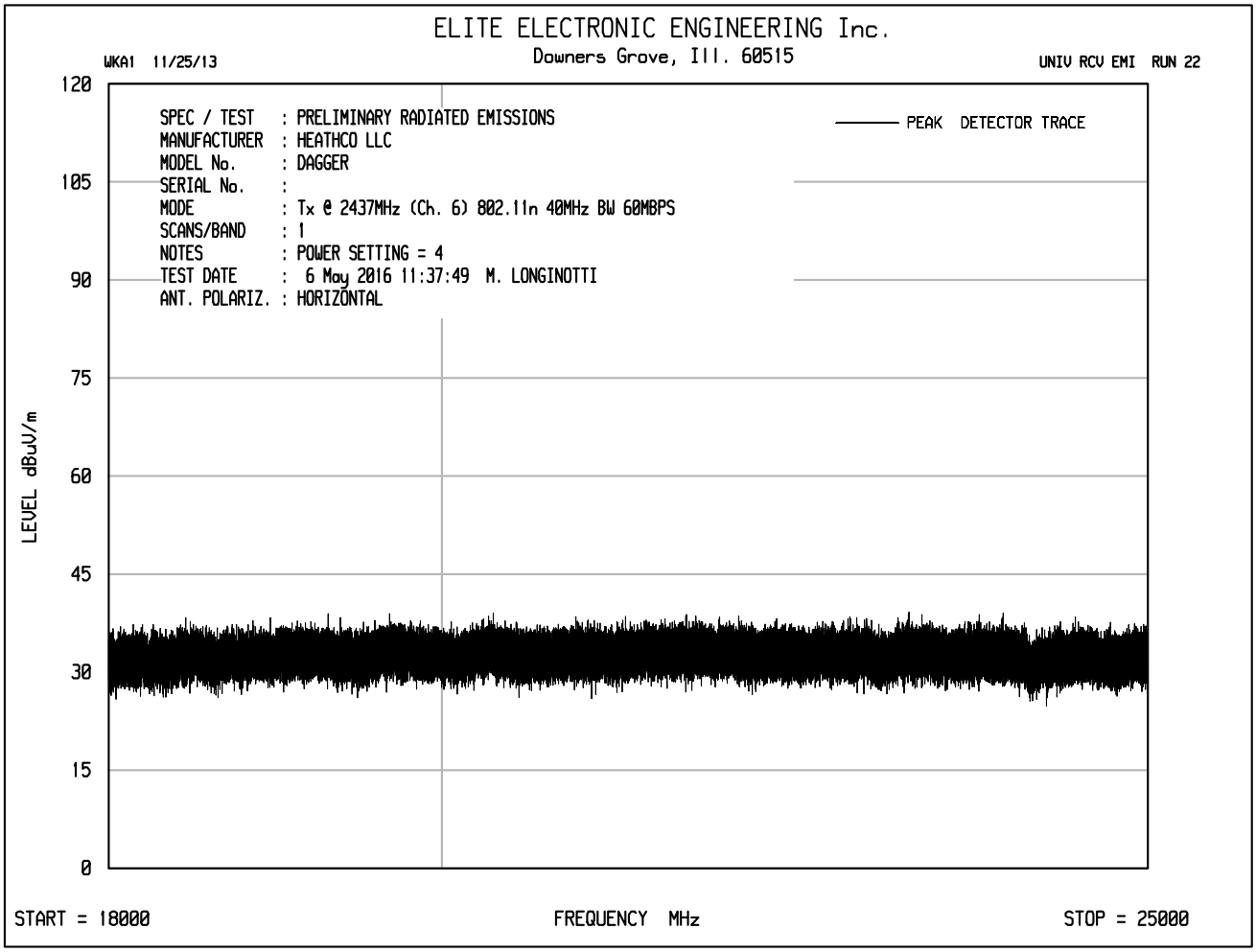
ELITE ELECTRONIC ENGINEERING Inc.
Downers Grove, Ill. 60515
WKA1 11/25/13
UNIV RCV EMI RUN 22
SPEC / TEST : PRELIMINARY RADIATED EMISSIONS
MANUFACTURER : HEATHCO LLC
MODEL No. : DAGGER
SERIAL No. :
MODE : Tx @ 2437MHz (Ch. 6) 802.11n 40MHz BW 60MBPS
SCANS/BAND : 1
NOTES : POWER SETTING = 4
TEST DATE : 6 May 2016 11:37:49 M. LONGINOTTI
ANT. POLARIZ. : HORIZONTAL
PEAK DETECTOR TRACE
LEVEL dBuV/m
120
105
90
75
60
45
30
15
0
START = 18000
FREQUENCY MHz
STOP = 25000

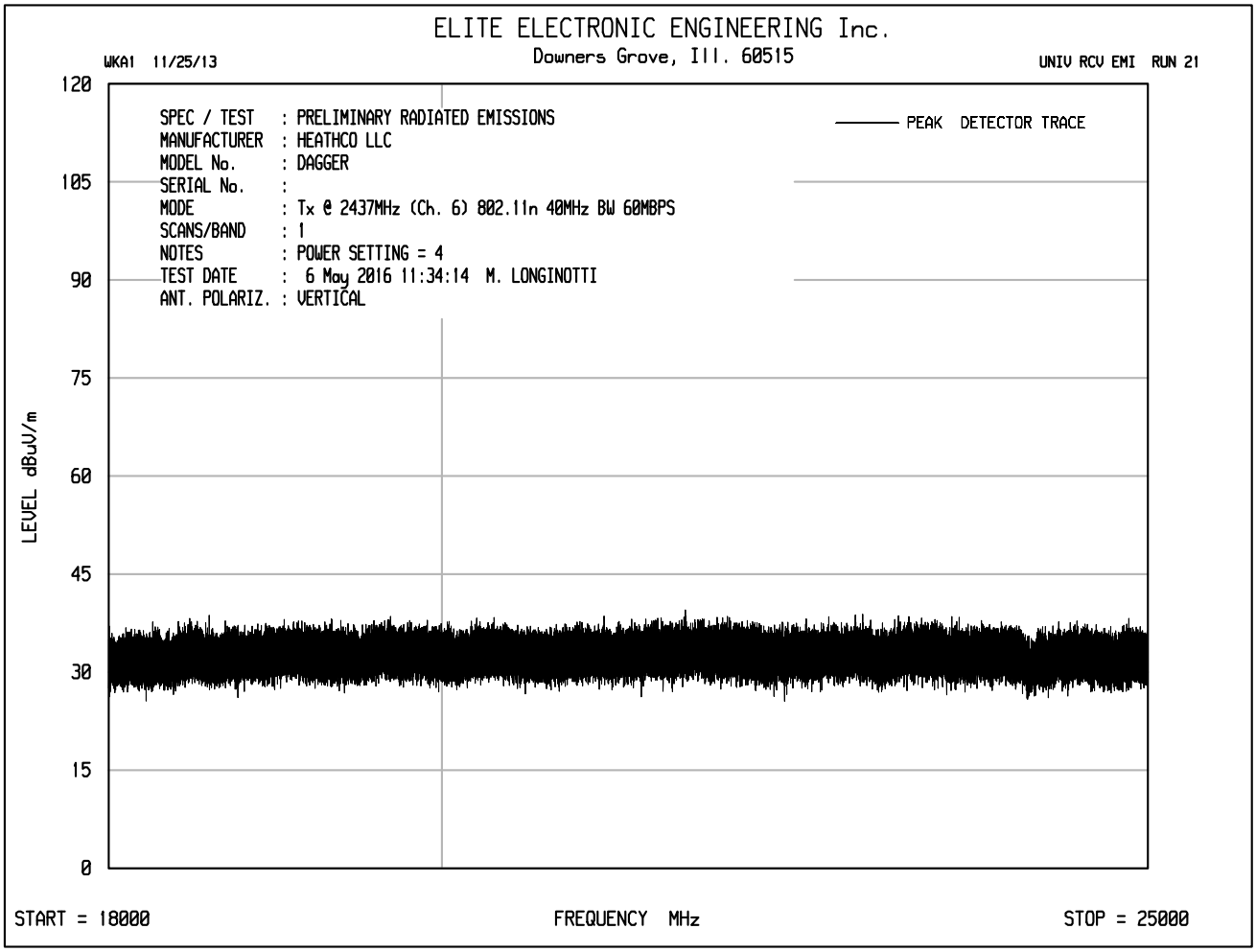
ELITE ELECTRONIC ENGINEERING Inc.
Downers Grove, Ill. 60515
WKA1 11/25/13
UNIV RCV EMI RUN 21
SPEC / TEST : PRELIMINARY RADIATED EMISSIONS
MANUFACTURER : HEATHCO LLC
MODEL No. : DAGGER
SERIAL No. :
MODE : Tx @ 2437MHz (Ch. 6) 802.11n 40MHz BW 60MBPS
SCANS/BAND : 1
NOTES : POWER SETTING = 4
TEST DATE : 6 May 2016 11:34:14 M. LONGINOTTI
ANT. POLARIZ. : VERTICAL
PEAK DETECTOR TRACE
LEVEL dBuV/m
120
105
90
75
60
45
30
15
0
START = 18000
FREQUENCY MHz
STOP = 25000

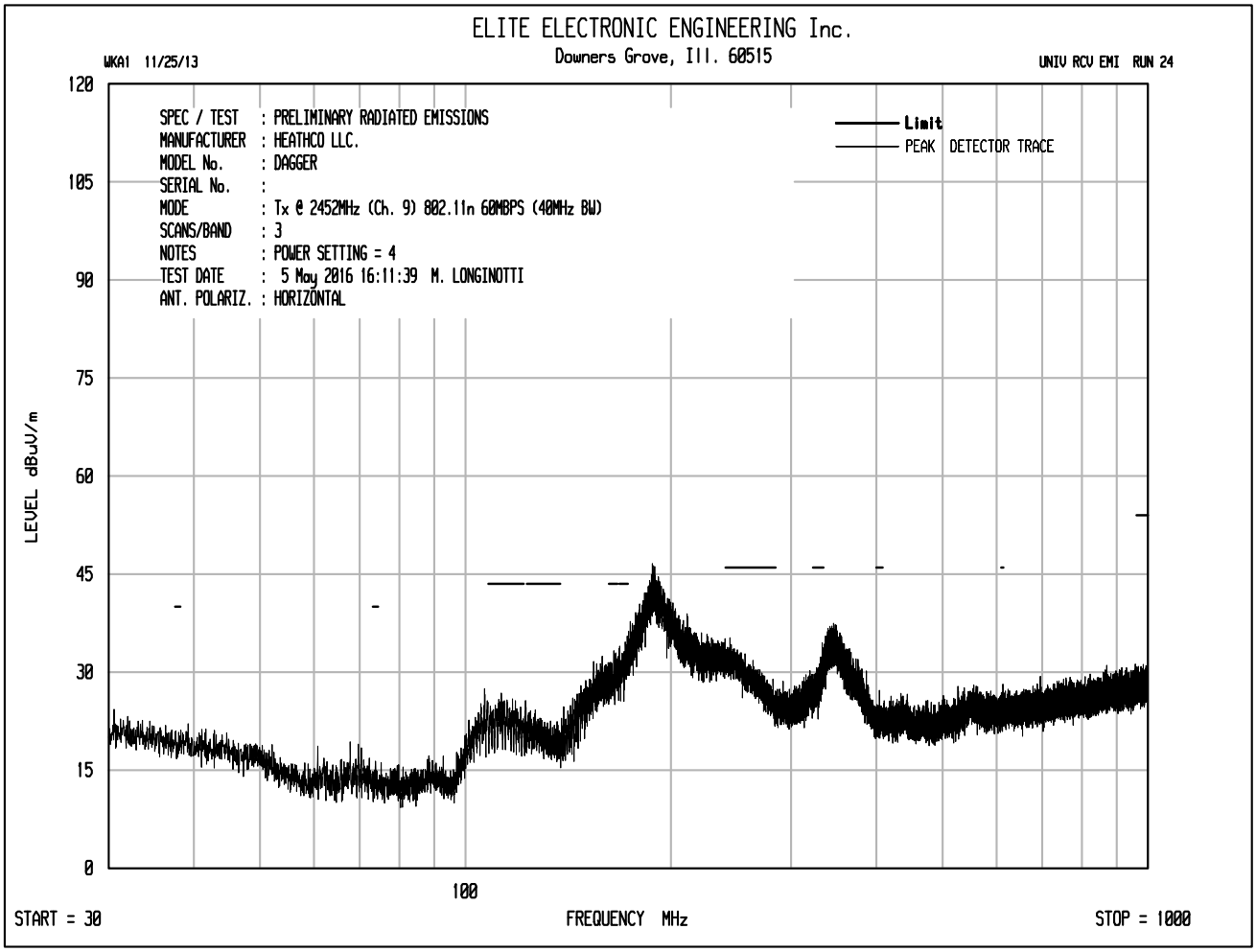
ELITE ELECTRONIC ENGINEERING Inc.
Downers Grove, Ill. 60515
WKA1 11/25/13
UNIV RCV EMI RUN 24
SPEC / TEST : PRELIMINARY RADIATED EMISSIONS
MANUFACTURER : HEATHCO LLC.
MODEL No. : DAGGER
SERIAL No. :
MODE : Tx @ 2452MHz (Ch. 9) 802.11n 60MBPS (40MHz BW)
SCANS/BAND : 3
NOTES : POWER SETTING = 4
TEST DATE : 5 May 2016 16:11:39 M. LONGINOTTI
ANT. POLARIZ. : HORIZONTAL
Limit
PEAK DETECTOR TRACE
LEVEL dBuV/m
120
105
90
75
60
45
30
15
0
100
START = 30
FREQUENCY MHz
STOP = 1000

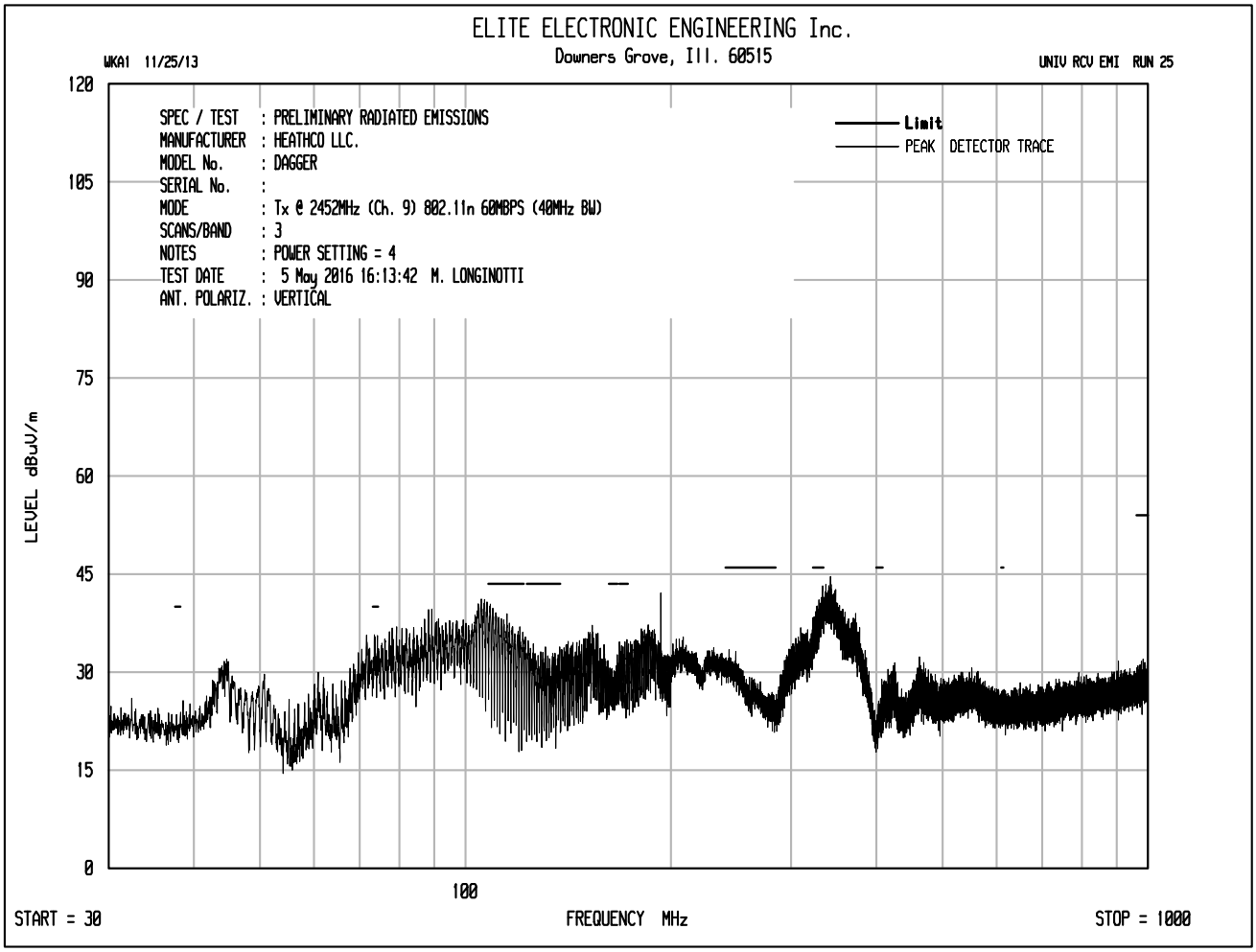
ELITE ELECTRONIC ENGINEERING Inc.
Downers Grove, Ill. 60515
WKA1 11/25/13
UNIV RCV EMI RUN 25
SPEC / TEST : PRELIMINARY RADIATED EMISSIONS
MANUFACTURER : HEATHCO LLC.
MODEL No. : DAGGER
SERIAL No. :
MODE : Tx @ 2452MHz (Ch. 9) 802.11n 60MBPS (40MHz BW)
SCANS/BAND : 3
NOTES : POWER SETTING = 4
TEST DATE : 5 May 2016 16:13:42 M. LONGINOTTI
ANT. POLARIZ. : VERTICAL
Limit
PEAK DETECTOR TRACE
LEVEL dBuV/m
120
105
90
75
60
45
30
15
0
100
START = 30
FREQUENCY MHz
STOP = 1000

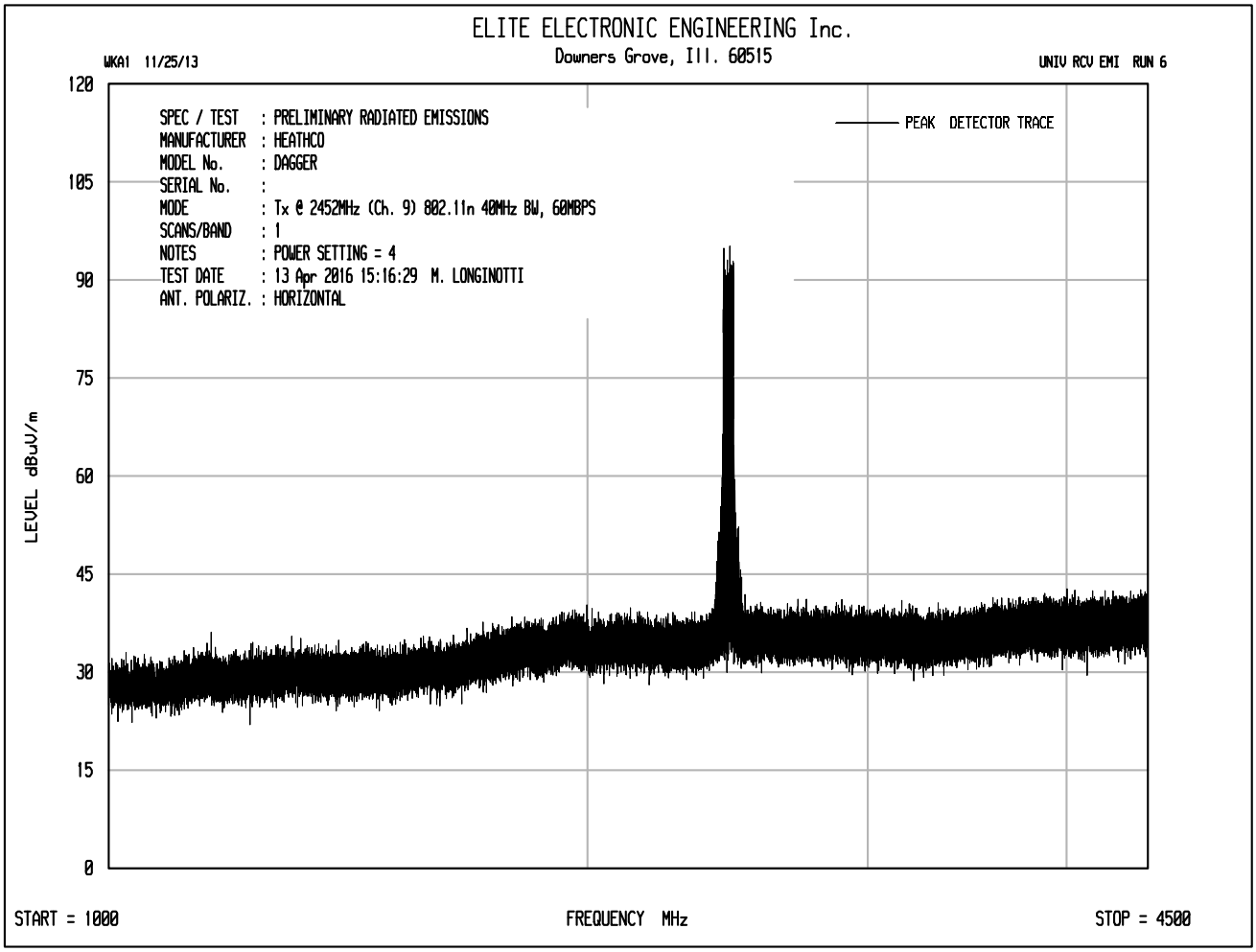
ELITE ELECTRONIC ENGINEERING Inc.
Downers Grove, Ill. 60515
WKA1 11/25/13
UNIV RCV EMI RUN 6
SPEC / TEST : PRELIMINARY RADIATED EMISSIONS
MANUFACTURER : HEATHCO
MODEL No. : DAGGER
SERIAL No. :
MODE : Tx @ 2452MHz (Ch. 9) 802.11n 40MHz BW, 60MBPS
SCANS/BAND : 1
NOTES : POWER SETTING = 4
TEST DATE : 13 Apr 2016 15:16:29 M. LONGINOTTI
ANT. POLARIZ. : HORIZONTAL
PEAK DETECTOR TRACE
LEVEL dBuV/m
120
105
90
75
60
45
30
15
0
START = 1000
FREQUENCY MHz
STOP = 4500

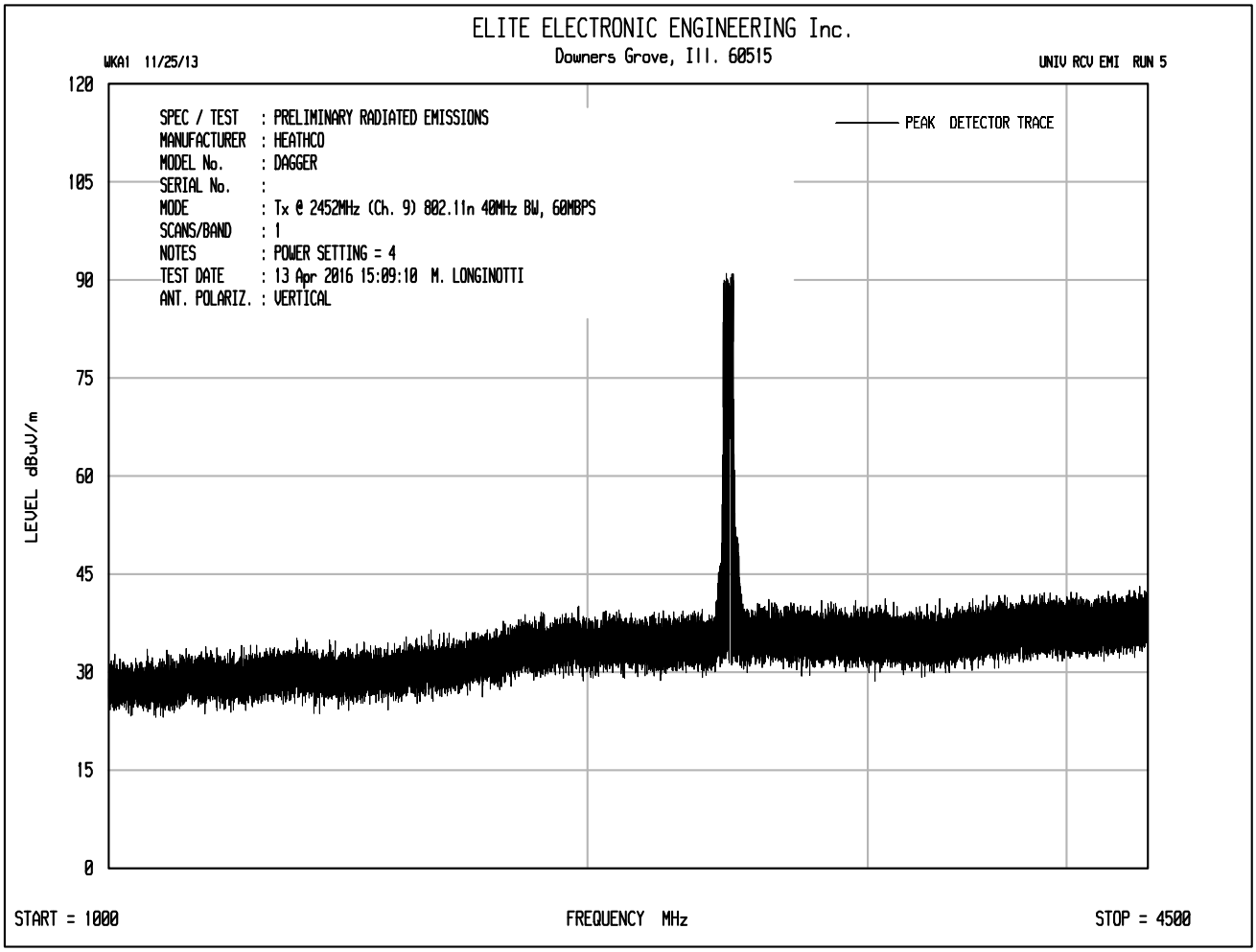
ELITE ELECTRONIC ENGINEERING Inc.
Downers Grove, Ill. 60515
WKA1 11/25/13
UNIV RCV EMI RUN 5
SPEC / TEST : PRELIMINARY RADIATED EMISSIONS
MANUFACTURER : HEATHCO
MODEL No. : DAGGER
SERIAL No. :
MODE : Tx @ 2452MHz (Ch. 9) 802.11n 40MHz BW, 60MBPS
SCANS/BAND : 1
NOTES : POWER SETTING = 4
TEST DATE : 13 Apr 2016 15:09:10 M. LONGINOTTI
ANT. POLARIZ. : VERTICAL
PEAK DETECTOR TRACE
LEVEL dBuV/m
120
105
90
75
60
45
30
15
0
START = 1000
FREQUENCY MHz
STOP = 4500

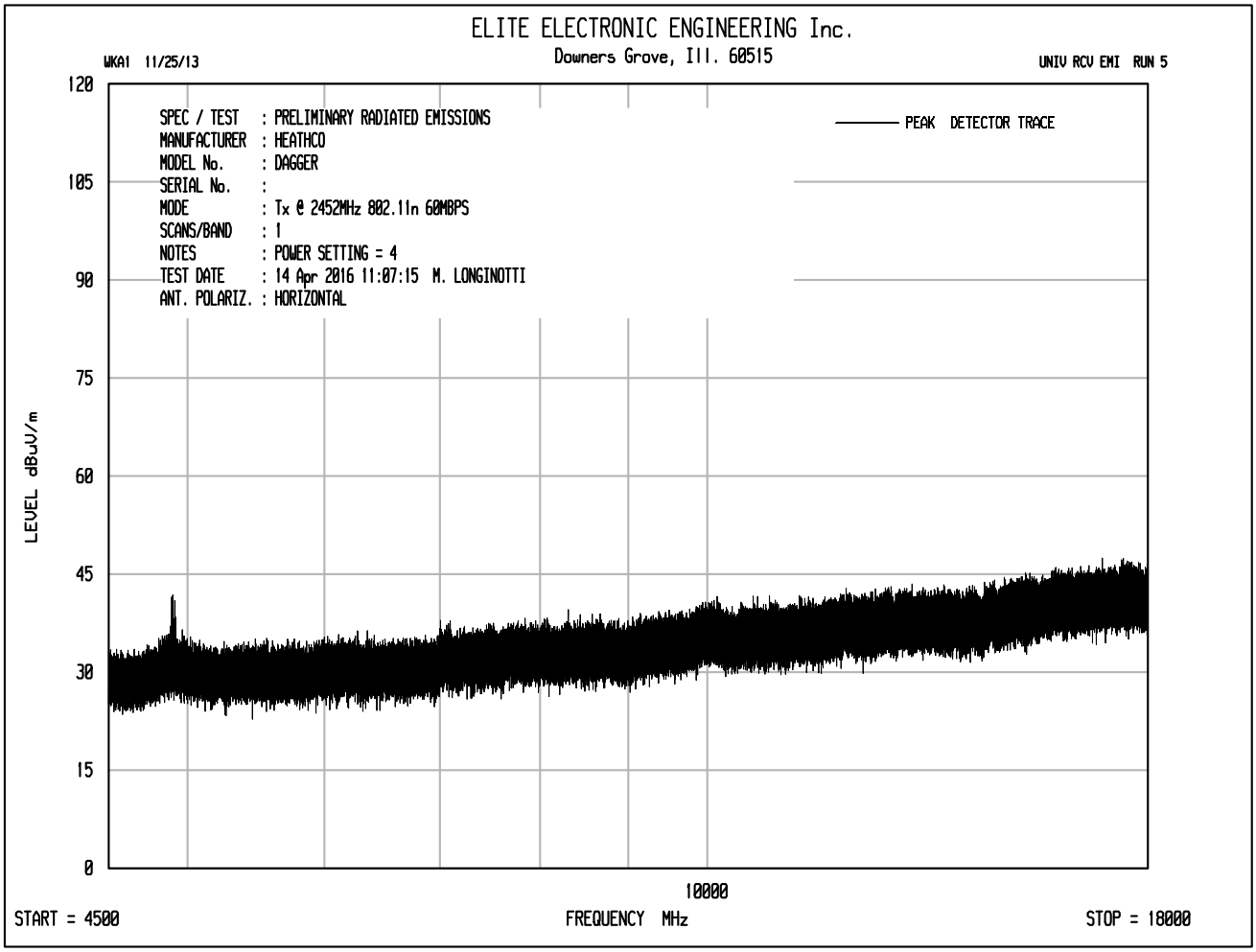
ELITE ELECTRONIC ENGINEERING Inc.
Downers Grove, Ill. 60515
WKA1 11/25/13
UNIV RCV EMI RUN 5
SPEC / TEST : PRELIMINARY RADIATED EMISSIONS
MANUFACTURER : HEATHCO
MODEL No. : DAGGER
SERIAL No. :
MODE : Tx @ 2452MHz 802.11n 60MBPS
SCANS/BAND : 1
NOTES : POWER SETTING = 4
TEST DATE : 14 Apr 2016 11:07:15 M. LONGINOTTI
ANT. POLARIZ. : HORIZONTAL
PEAK DETECTOR TRACE
LEVEL dBuV/m
120
105
90
75
60
45
30
15
0
10000
START = 4500
FREQUENCY MHz
STOP = 18000

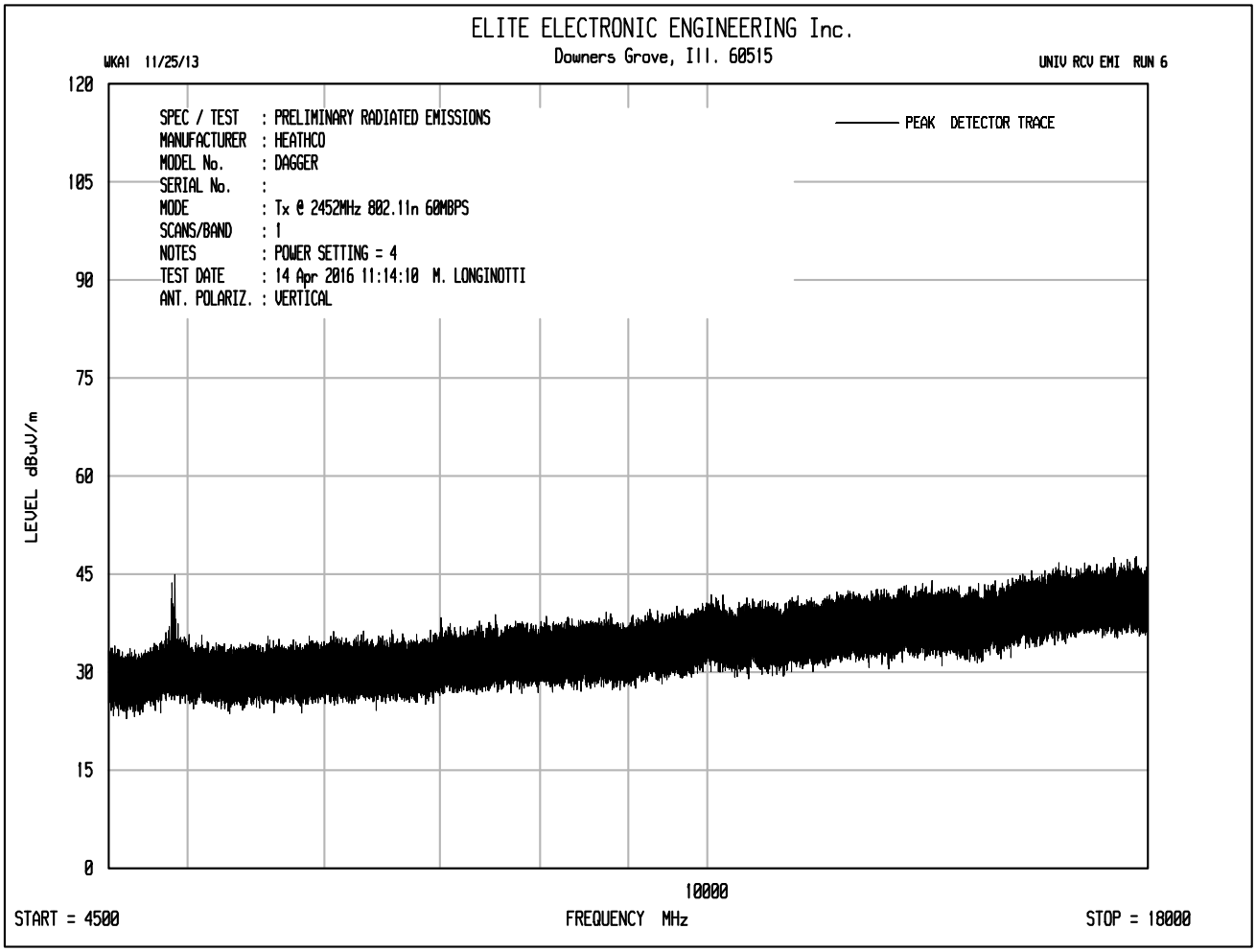
ELITE ELECTRONIC ENGINEERING Inc.
Downers Grove, Ill. 60515
WKA1 11/25/13
UNIV RCV EMI RUN 6
SPEC / TEST : PRELIMINARY RADIATED EMISSIONS
MANUFACTURER : HEATHCO
MODEL No. : DAGGER
SERIAL No. :
MODE : Tx @ 2452MHz 802.11n 60MBPS
SCANS/BAND : 1
NOTES : POWER SETTING = 4
TEST DATE : 14 Apr 2016 11:14:10 M. LONGINOTTI
ANT. POLARIZ. : VERTICAL
PEAK DETECTOR TRACE
LEVEL dBuV/m
120
105
90
75
60
45
30
15
0
10000
START = 4500
FREQUENCY MHz
STOP = 18000

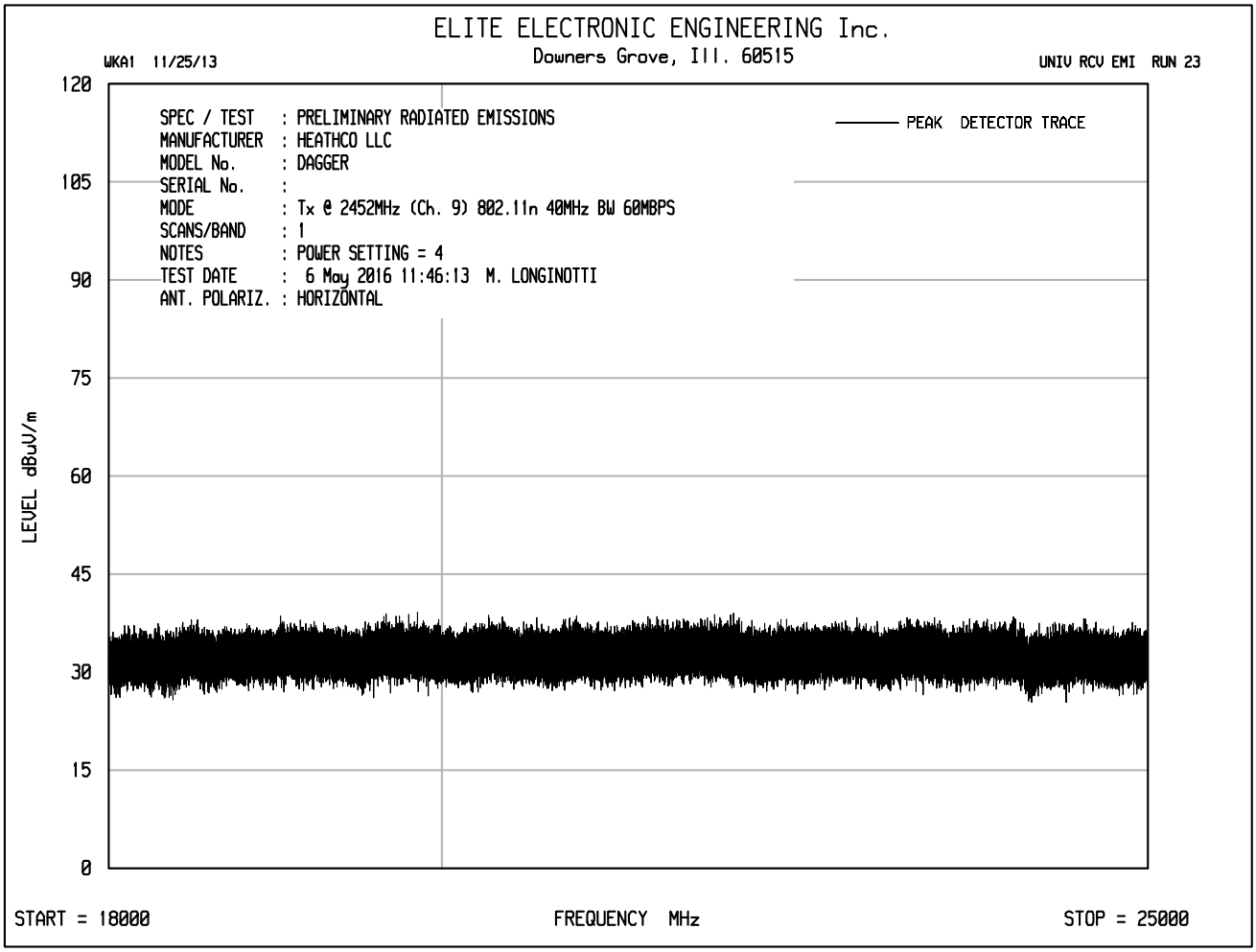
ELITE ELECTRONIC ENGINEERING Inc.
Downers Grove, Ill. 60515
WKA1 11/25/13
UNIV RCV EMI RUN 23
SPEC / TEST : PRELIMINARY RADIATED EMISSIONS
MANUFACTURER : HEATHCO LLC
MODEL No. : DAGGER
SERIAL No. :
MODE : Tx @ 2452MHz (Ch. 9) 802.11n 40MHz BW 60MBPS
SCANS/BAND : 1
NOTES : POWER SETTING = 4
TEST DATE : 6 May 2016 11:46:13 M. LONGINOTTI
ANT. POLARIZ. : HORIZONTAL
PEAK DETECTOR TRACE
LEVEL dBuV/m
120
105
90
75
60
45
30
15
0
START = 18000
FREQUENCY MHz
STOP = 25000

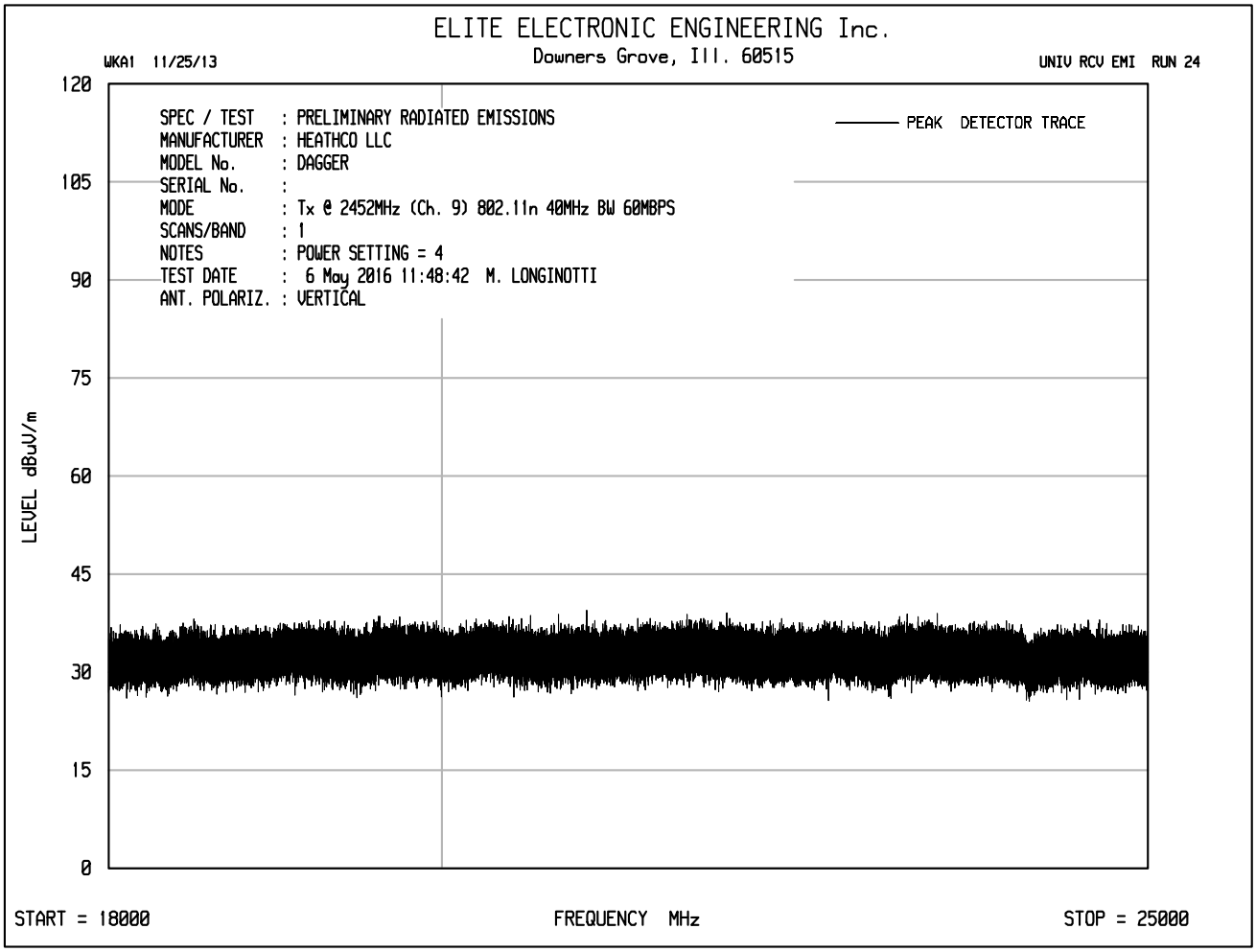
ELITE ELECTRONIC ENGINEERING Inc.
Downers Grove, Ill. 60515
WKA1 11/25/13
UNIV RCV EMI RUN 24
SPEC / TEST : PRELIMINARY RADIATED EMISSIONS
MANUFACTURER : HEATHCO LLC
MODEL No. : DAGGER
SERIAL No. :
MODE : Tx @ 2452MHz (Ch. 9) 802.11n 40MHz BW 60MBPS
SCANS/BAND : 1
NOTES : POWER SETTING = 4
TEST DATE : 6 May 2016 11:48:42 M. LONGINOTTI
ANT. POLARIZ. : VERTICAL
PEAK DETECTOR TRACE
LEVEL dBuV/m
120
105
90
75
60
45
30
15
0
START = 18000
FREQUENCY MHz
STOP = 25000

Manufacturer : HeathCo LLC
Model No. : 5892
Serial No. : D412BB0E80FC
Specification : FCC-15.247 Spurious Radiated Emissions in Restricted Bands
Date : April 13, 2016 through May 6, 2016
Mode : Tx @ 2422MHz, 802.11n, 40MHz bandwidth, 60Mbps, power setting = 4
Notes : Test Distance is 3 meters
Notes : Peak Readings in a 1MHz bandwidth

Freq. MHz	Ant Pol	Meter Reading (dBuV)	Ambient	CBL Fac (dB)	Ant Fac (dB)	Pre Amp (dB)	Peak Total dBuV/m at 3m	Peak Total uV/m at 3 m	Peak Limit uV/m at 3 m	Margin (dB)
4844.00	H	51.4		3.7	34.6	-39.3	50.4	331.2	5000.0	-23.6
4844.00	V	52.3		3.7	34.6	-39.3	51.3	367.4	5000.0	-22.7
7266.00	H	50.7	Ambient	4.7	35.6	-39.4	51.5	377.4	5000.0	-22.4
7266.00	V	49.0	Ambient	4.7	35.6	-39.4	49.8	310.3	5000.0	-24.1
12110.00	H	48.7	Ambient	6.1	38.9	-39.1	54.5	531.9	5000.0	-19.5
12110.00	V	48.7	Ambient	6.1	38.9	-39.1	54.5	531.9	5000.0	-19.5
19376.00	H	34.6	Ambient	2.2	40.4	-28.4	48.8	274.4	5000.0	-25.2
19376.00	V	34.4	Ambient	2.2	40.4	-28.4	48.6	268.1	5000.0	-25.4

Peak Total (dBuV/m) = Meter Reading (dBuV) + Cable Factor (dB) + Antenna Factor (dB) + Pre Amp Gain (dB)

Peak Total uV/m = 10^((Peak Total (dBuV/m))/20)

Checked By: MARK E. LONGINOTTI

Mark E. Longinotti

Manufacturer : HeathCo LLC
Model No. : 5892
Serial No. : D412BB0E80FC
Specification : FCC-15.247 Spurious Radiated Emissions in Restricted Bands
Date : April 13, 2016 through May 6, 2016
Mode : Tx @ 2422MHz, 802.11n, 40MHz bandwidth, 60Mbps, power setting = 4
Notes : Test Distance is 3 meters
Notes : Average Readings in a 1MHz bandwidth

Freq. MHz	Ant Pol	Meter Reading (dBuV)	Ambient	CBL Fac (dB)	Ant Fac (dB)	Pre Amp (dB)	Duty Cycle (dB)	Average Total dBuV/m at 3m	Average Total uV/m at 3 m	Average Limit uV/m at 3 m	Margin (dB)
4844.00	H	37.8		3.7	34.6	-39.3	6.3	43.1	143.4	500.0	-10.8
4844.00	V	37.0		3.7	34.6	-39.3	6.3	42.3	130.8	500.0	-11.6
7266.00	H	37.20	Ambient	4.7	35.6	-39.4	6.3	44.4	165.3	500.0	-9.6
7266.00	V	36.4	Ambient	4.7	35.6	-39.4	6.3	43.6	150.8	500.0	-10.4
12110.00	H	36.2	Ambient	6.1	38.9	-39.1	6.3	48.3	261.4	500.0	-5.6
12110.00	V	36.2	Ambient	6.1	38.9	-39.1	6.3	48.3	261.4	500.0	-5.6
19376.00	H	22.4	Ambient	2.2	40.4	-28.4	6.3	42.9	139.6	500.0	-11.1
19376.00	V	22.4	Ambient	2.2	40.4	-28.4	6.3	42.9	139.6	500.0	-11.1

Average Total (dBuV/m) = Meter Reading (dBuV) + Cable Factor (dB) + Antenna Factor (dB) + Pre Amp Gain (dB) + Duty Cycle Correction Factor (dB)

Average Total uV/m = 10^((Average Total (dBuV/m))/20)

Checked By: MARK E. LONGINOTTI

Mark E. Longinotti

Manufacturer : HeathCo LLC
Model No. : 5892
Serial No. : D412BB0E80FC
Specification : FCC-15.247 Spurious Radiated Emissions in Restricted Bands
Date : April 13, 2016 through May 6, 2016
Mode : Tx @ 2437MHz, 802.11n, 40MHz bandwidth, 60Mbps, power setting = 4
Notes : Test Distance is 3 meters
Notes : Peak Readings in a 1MHz bandwidth

Freq. MHz	Ant Pol	Meter Reading (dBuV)	Ambient	CBL Fac (dB)	Ant Fac (dB)	Pre Amp (dB)	Peak Total dBuV/m at 3m	Peak Total uV/m at 3 m	Peak Limit uV/m at 3 m	Margin (dB)
4874.00	H	53.2	Ambient	3.7	34.8	-39.3	52.3	414.4	5000.0	-21.6
4874.00	V	53.6	Ambient	3.7	34.8	-39.3	52.7	434.0	5000.0	-21.2
7311.00	H	49.7	Ambient	4.7	35.6	-39.4	50.6	337.6	5000.0	-23.4
7311.00	V	49.3	Ambient	4.7	35.6	-39.4	50.2	322.4	5000.0	-23.8
12185.00	H	49.1	Ambient	6.1	38.9	-39.1	55.0	561.9	5000.0	-19.0
12185.00	V	48.4	Ambient	6.1	38.9	-39.1	54.3	518.4	5000.0	-19.7
19496.00	H	34.3	Ambient	2.2	40.4	-28.6	48.3	261.0	5000.0	-25.6
19496.00	V	34.2	Ambient	2.2	40.4	-28.6	48.2	258.0	5000.0	-25.7

Peak Total (dBuV/m) = Meter Reading (dBuV) + Cable Factor (dB) + Antenna Factor (dB) + Pre Amp Gain (dB)

Peak Total uV/m = 10^((Peak Total (dBuV/m))/20)

Checked By: MARK E. LONGINOTTI

Mark E. Longinotti

Manufacturer : HeathCo LLC
Model No. : 5892
Serial No. : D412BB0E80FC
Specification : FCC-15.247 Spurious Radiated Emissions in Restricted Bands
Date : April 13, 2016 through May 6, 2016
Mode : Tx @ 2437MHz, 802.11n, 40MHz bandwidth, 60Mbps, power setting = 4
Notes : Test Distance is 3 meters
Notes : Average Readings in a 1MHz bandwidth

Freq. MHz	Ant Pol	Meter Reading (dBuV)	Ambient	CBL Fac (dB)	Ant Fac (dB)	Pre Amp (dB)	Duty Cycle (dB)	Average Total dBuV/m at 3m	Average Total uV/m at 3 m	Average Limit uV/m at 3 m	Margin (dB)
4874.00	H	38.6	Ambient	3.7	34.8	-39.3	6.3	44.1	159.9	500.0	-9.9
4874.00	V	39.2	Ambient	3.7	34.8	-39.3	6.3	44.7	171.4	500.0	-9.3
7311.00	H	36.20	Ambient	4.7	35.6	-39.4	6.3	43.4	147.9	500.0	-10.6
7311.00	V	36.2	Ambient	4.7	35.6	-39.4	6.3	43.4	147.9	500.0	-10.6
12185.00	H	35.8	Ambient	6.1	38.9	-39.1	6.3	48.0	251.8	500.0	-6.0
12185.00	V	35.7	Ambient	6.1	38.9	-39.1	6.3	47.9	249.0	500.0	-6.1
19496.00	H	22.4	Ambient	2.2	40.4	-28.6	6.3	42.8	137.4	500.0	-11.2
19496.00	V	22.4	Ambient	2.2	40.4	-28.6	6.3	42.8	137.4	500.0	-11.2

Average Total (dBuV/m) = Meter Reading (dBuV) + Cable Factor (dB) + Antenna Factor (dB) + Pre Amp Gain (dB) + Duty Cycle Correction Factor (dB)

Average Total uV/m = 10^((Average Total (dBuV/m))/20)

Checked By: MARK E. LONGINOTTI

Mark E. Longinotti

Manufacturer : HeathCo LLC
Model No. : 5892
Serial No. : D412BB0E80FC
Specification : FCC-15.247 Spurious Radiated Emissions in Restricted Bands
Date : April 13, 2016 through May 6, 2016
Mode : Tx @ 2437MHz, 802.11n, 40MHz bandwidth, 60Mbps, power setting = 4
Notes : Test Distance is 3 meters
Notes : Quasi-Peak readings in a 120kHz bandwidth

Freq. MHz	Ant Pol	Meter Reading (dBuV)	Ambient	CBL Fac (dB)	Ant Fac (dB)	Pre Amp (dB)	QP Total dBuV/m at 3m	QP Total uV/m at 3 m	QP Limit uV/m at 3 m	Margin (dB)
108.83	H	14.7		0.5	16.8	0.0	32.0	40.0	150.0	-11.5
108.12	V	22.6		0.5	16.7	0.0	39.8	97.9	150.0	-3.7
172.56	H	17.0		0.7	15.5	0.0	33.2	45.8	150.0	-10.3
168.72	V	15.1		0.7	15.7	0.0	31.5	37.4	150.0	-12.1
334.38	H	12.6		0.9	20.2	0.0	33.7	48.6	200.0	-12.3
334.51	V	14.6		0.9	20.2	0.0	35.7	61.3	200.0	-10.3

Checked By: MARK E. LONGINOTTI

Mark E. Longinotti

Manufacturer : HeathCo LLC
Model No. : 5892
Serial No. : D412BB0E80FC
Specification : FCC-15.247 Spurious Radiated Emissions in Restricted Bands
Date : April 13, 2016 through May 6, 2016
Mode : Tx @ 2452MHz, 802.11n, 40MHz bandwidth, 60Mbps, power setting = 4
Notes : Test Distance is 3 meters
Notes : Peak Readings in a 1MHz bandwidth

Freq. MHz	Ant Pol	Meter Reading (dBuV)	Ambient	CBL Fac (dB)	Ant Fac (dB)	Pre Amp (dB)	Peak Total dBuV/m at 3m	Peak Total uV/m at 3 m	Peak Limit uV/m at 3 m	Margin (dB)
4904.00	H	53.8		3.7	34.9	-39.3	53.1	452.1	5000.0	-20.9
4904.00	V	54.9		3.7	34.9	-39.3	54.2	513.1	5000.0	-19.8
7356.00	H	49.8	Ambient	4.7	35.6	-39.4	50.7	343.6	5000.0	-23.3
7356.00	V	49.4	Ambient	4.7	35.6	-39.4	50.3	328.2	5000.0	-23.7
12260.00	H	48.3	Ambient	6.1	38.9	-39.1	54.2	514.7	5000.0	-19.7
12260.00	V	48.2	Ambient	6.1	38.9	-39.1	54.1	508.8	5000.0	-19.8
19616.00	H	34.9	Ambient	2.2	40.4	-28.2	49.3	291.6	5000.0	-24.7
19616.00	V	34.8	Ambient	2.2	40.4	-28.2	49.2	288.2	5000.0	-24.8
22068.00	H	34.9	Ambient	2.2	40.6	-29.1	48.6	268.1	5000.0	-25.4
22068.00	V	35.2	Ambient	2.2	40.6	-29.1	48.9	277.5	5000.0	-25.1

Peak Total (dBuV/m) = Meter Reading (dBuV) + Cable Factor (dB) + Antenna Factor (dB) + Pre Amp Gain (dB)

Peak Total uV/m = 10^((Peak Total (dBuV/m))/20)

Checked By: MARK E. LONGINOTTI

Mark E. Longinotti

Manufacturer : HeathCo LLC
Model No. : 5892
Serial No. : D412BB0E80FC
Specification : FCC-15.247 Spurious Radiated Emissions in Restricted Bands
Date : April 13, 2016 through May 6, 2016
Mode : Tx @ 2452MHz, 802.11n, 40MHz bandwidth, 60Mbps, power setting = 4
Notes : Test Distance is 3 meters
Notes : Average Readings in a 1MHz bandwidth

Freq. MHz	Ant Pol	Meter Reading (dBuV)	Ambient	CBL Fac (dB)	Ant Fac (dB)	Pre Amp (dB)	Duty Cycle (dB)	Average Total dBuV/m at 3m	Average Total uV/m at 3 m	Average Limit uV/m at 3 m	Margin (dB)
4904.00	H	37.5		3.7	34.9	-39.3	6.3	43.1	143.4	500.0	-10.8
4904.00	V	37.8		3.7	34.9	-39.3	6.3	43.4	148.5	500.0	-10.5
7356.00	H	36.20	Ambient	4.7	35.6	-39.4	6.3	43.5	148.8	500.0	-10.5
7356.00	V	36.0	Ambient	4.7	35.6	-39.4	6.3	43.3	145.4	500.0	-10.7
12260.00	H	35.6	Ambient	6.1	38.9	-39.1	6.3	47.9	247.2	500.0	-6.1
12260.00	V	35.8	Ambient	6.1	38.9	-39.1	6.3	48.1	253.0	500.0	-5.9
19616.00	H	22.9	Ambient	2.2	40.4	-28.2	6.3	43.6	151.8	500.0	-10.4
19616.00	V	23.0	Ambient	2.2	40.4	-28.2	6.3	43.7	153.5	500.0	-10.3
22068.00	H	23.2	Ambient	2.2	40.6	-29.1	6.3	43.2	144.5	500.0	-10.8
22068.00	V	23.2	Ambient	2.2	40.6	-29.1	6.3	43.2	144.5	500.0	-10.8

Average Total (dBuV/m) = Meter Reading (dBuV) + Cable Factor (dB) + Antenna Factor (dB) + Pre Amp Gain (dB) + Duty Cycle Correction Factor (dB)

Average Total uV/m = 10^((Average Total (dBuV/m))/20)

Checked By: MARK E. LONGINOTTI

Mark E. Longinotti

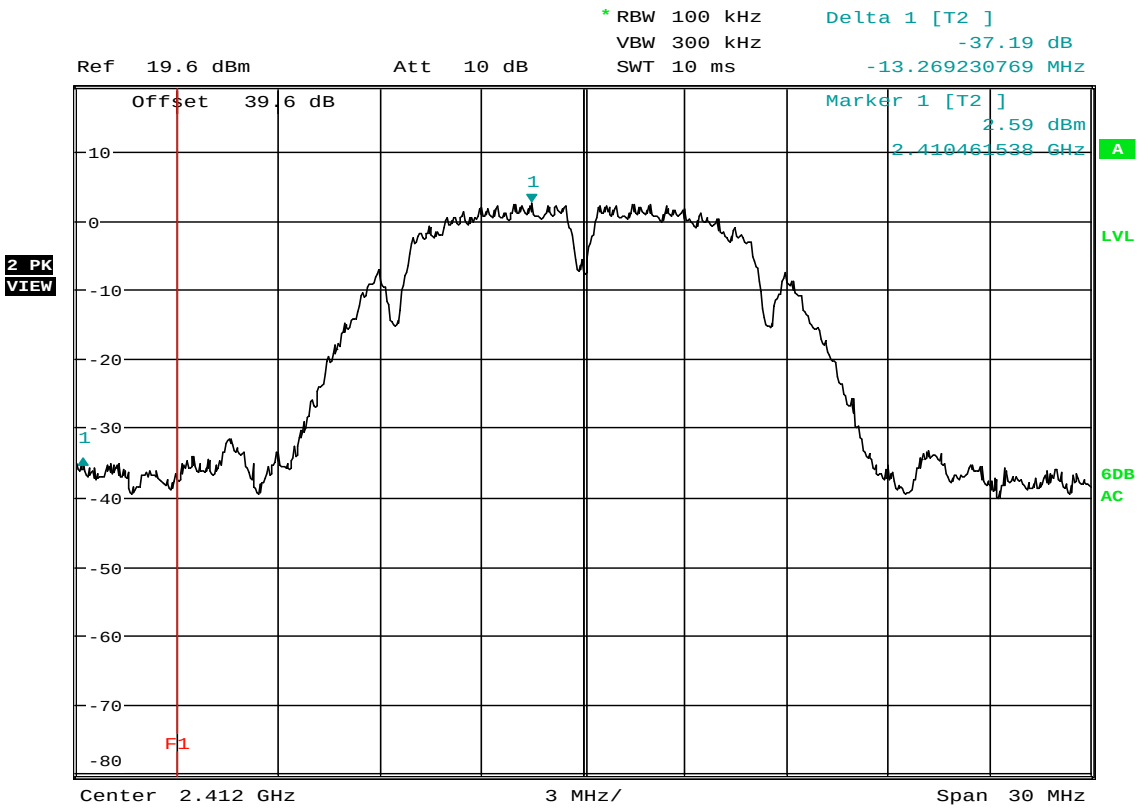

Date: 7.JUL.2003 23:41:35

FCC 15C 15.247 / Bandedge

MANUFACTURER	:	HeathCo LLC.
MODEL NUMBER	:	5892
TEST MODE	:	Tx @ LOW CHANNEL
	:	Peak Detector
NOTES	:	802.11 b 20 MHz
NOTES	:	1Mbps
NOTES	:	F1 is the bandedge at 2.4 GHz
NOTES	:	-37.19 dBc

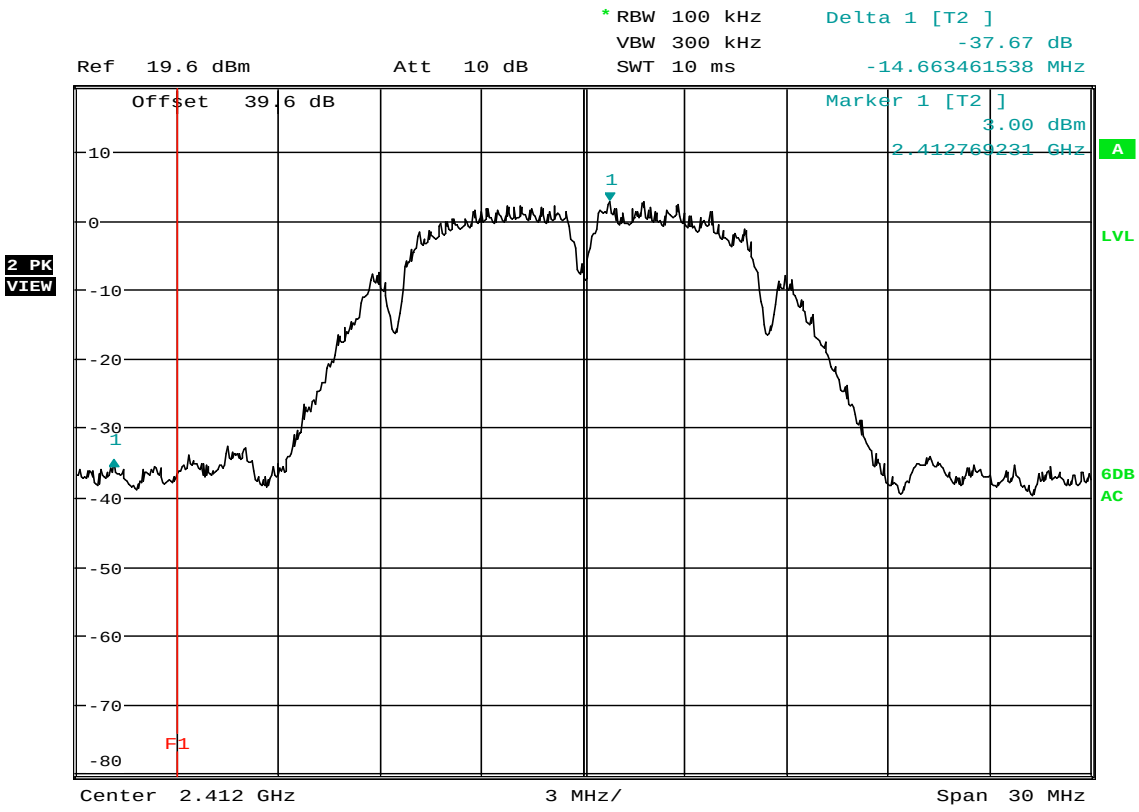

Date: 7.JUL.2003 23:43:51

FCC 15C 15.247 / Bandedge

MANUFACTURER	:	HeathCo LLC.
MODEL NUMBER	:	5892
TEST MODE	:	Tx @ LOW CHANNEL
	:	Peak Detector
NOTES	:	802.11 b 20 MHz
NOTES	:	2Mbps
NOTES	:	F1 is the bandedge at 2.4 GHz
NOTES	:	-37.67 dBc

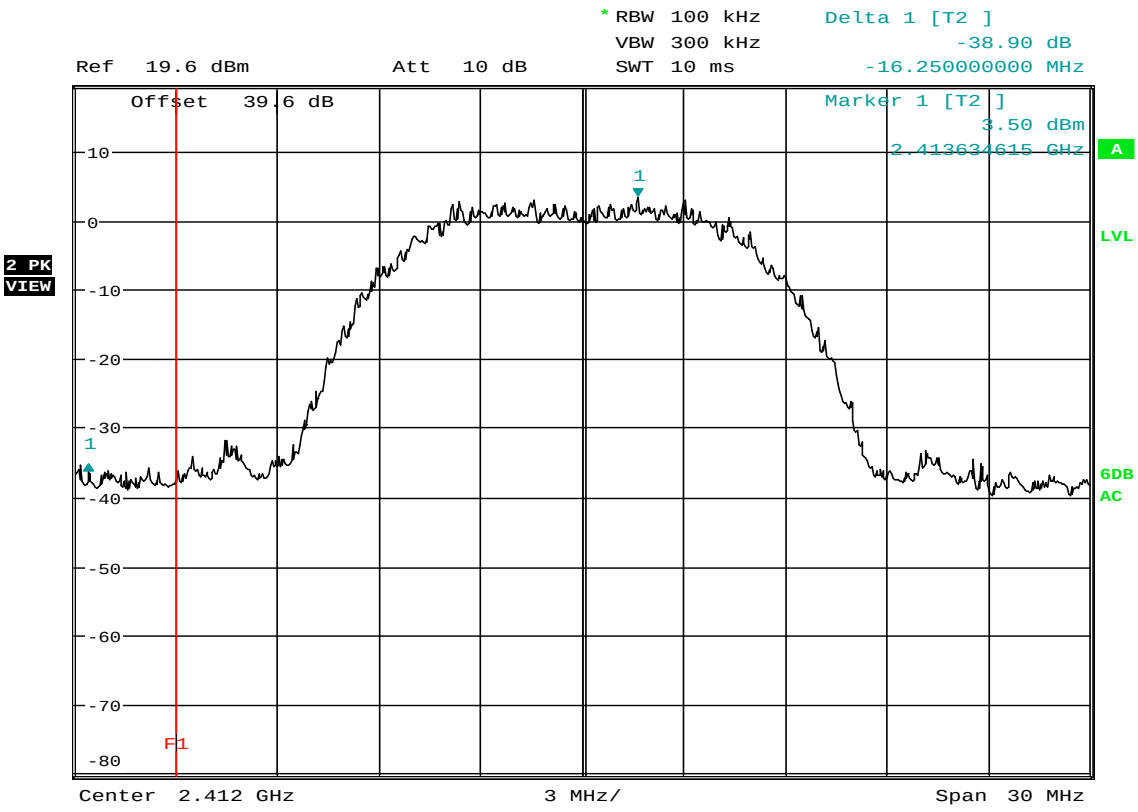

Date: 7.JUL.2003 23:45:48

FCC 15C 15.247 / Bandedge

MANUFACTURER	:	HeathCo LLC.
MODEL NUMBER	:	5892
TEST MODE	:	Tx @ LOW CHANNEL
	:	Peak Detector
NOTES	:	802.11 b 20 MHz
NOTES	:	5.5Mbps
NOTES	:	F1 is the bandedge at 2.4 GHz
NOTES	:	-38.90 dBc

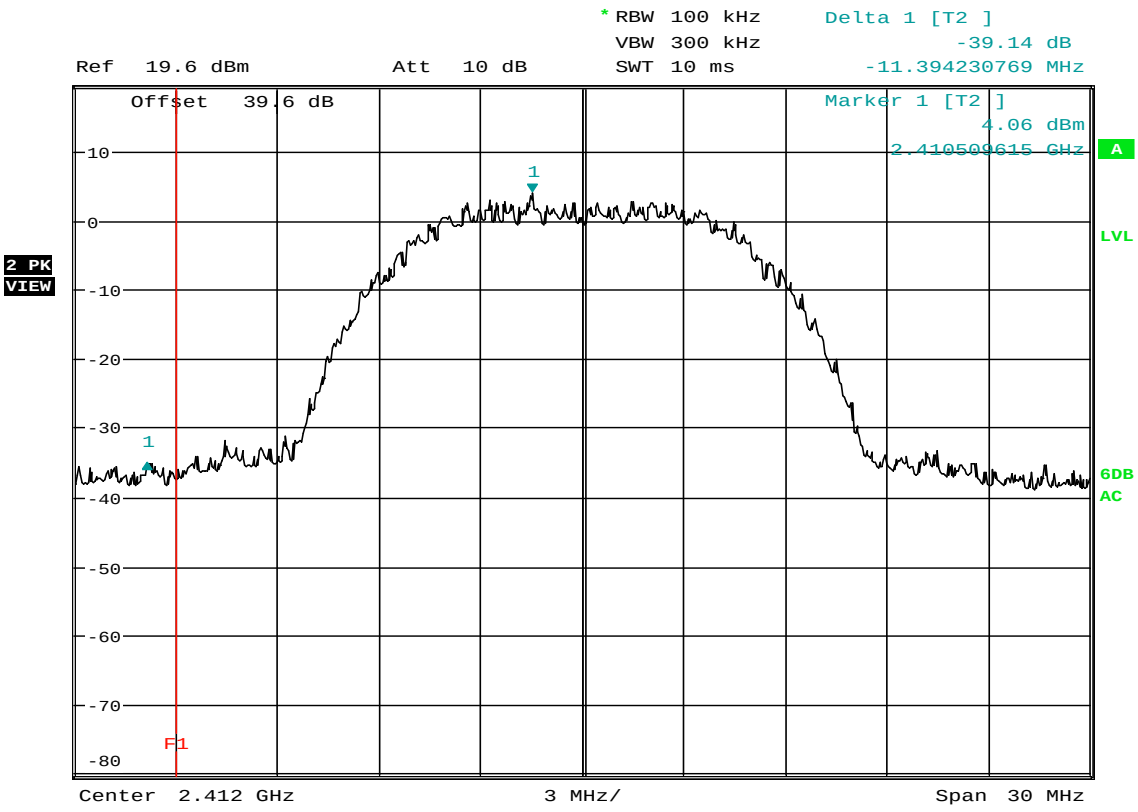

Date: 7.JUL.2003 23:47:55

FCC 15C 15.247 / Bandedge

MANUFACTURER	:	HeathCo LLC.
MODEL NUMBER	:	5892
TEST MODE	:	Tx @ LOW CHANNEL
	:	Peak Detector
NOTES	:	802.11 b 20 MHz
NOTES	:	11Mbps
NOTES	:	F1 is the bandedge at 2.4 GHz
NOTES	:	-39.14 dBc

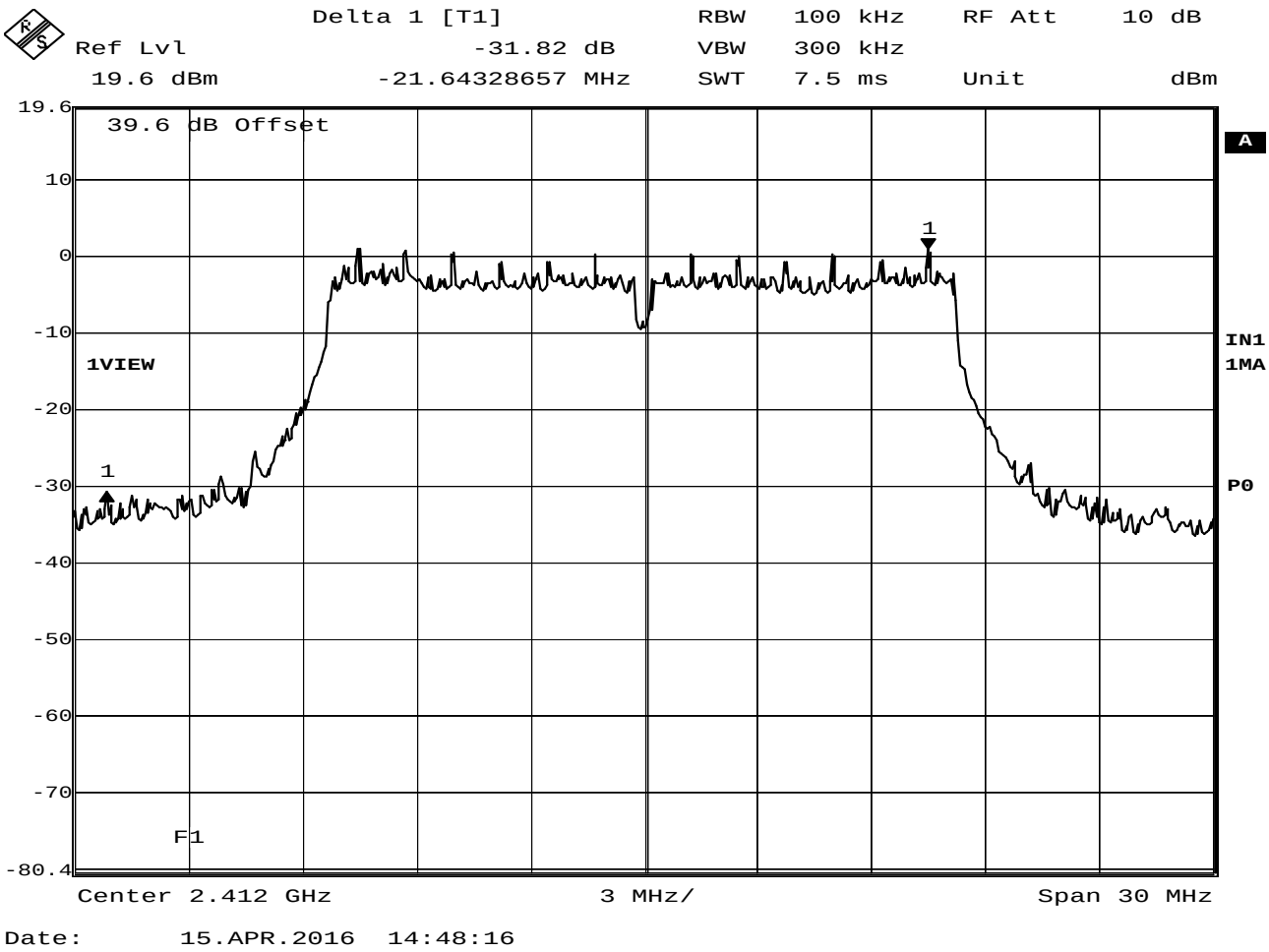

FCC 15C 15.247 / Bandedge

MANUFACTURER	:	HeathCo LLC.
MODEL NUMBER	:	5892
TEST MODE	:	Tx @ LOW CHANNEL
	:	Peak Detector
NOTES	:	802.11 g 20 MHz
NOTES	:	6 Mbps
NOTES	:	F1 is the bandedge at 2.4 GHz
NOTES	:	-31.82 dBc
NOTES	:	

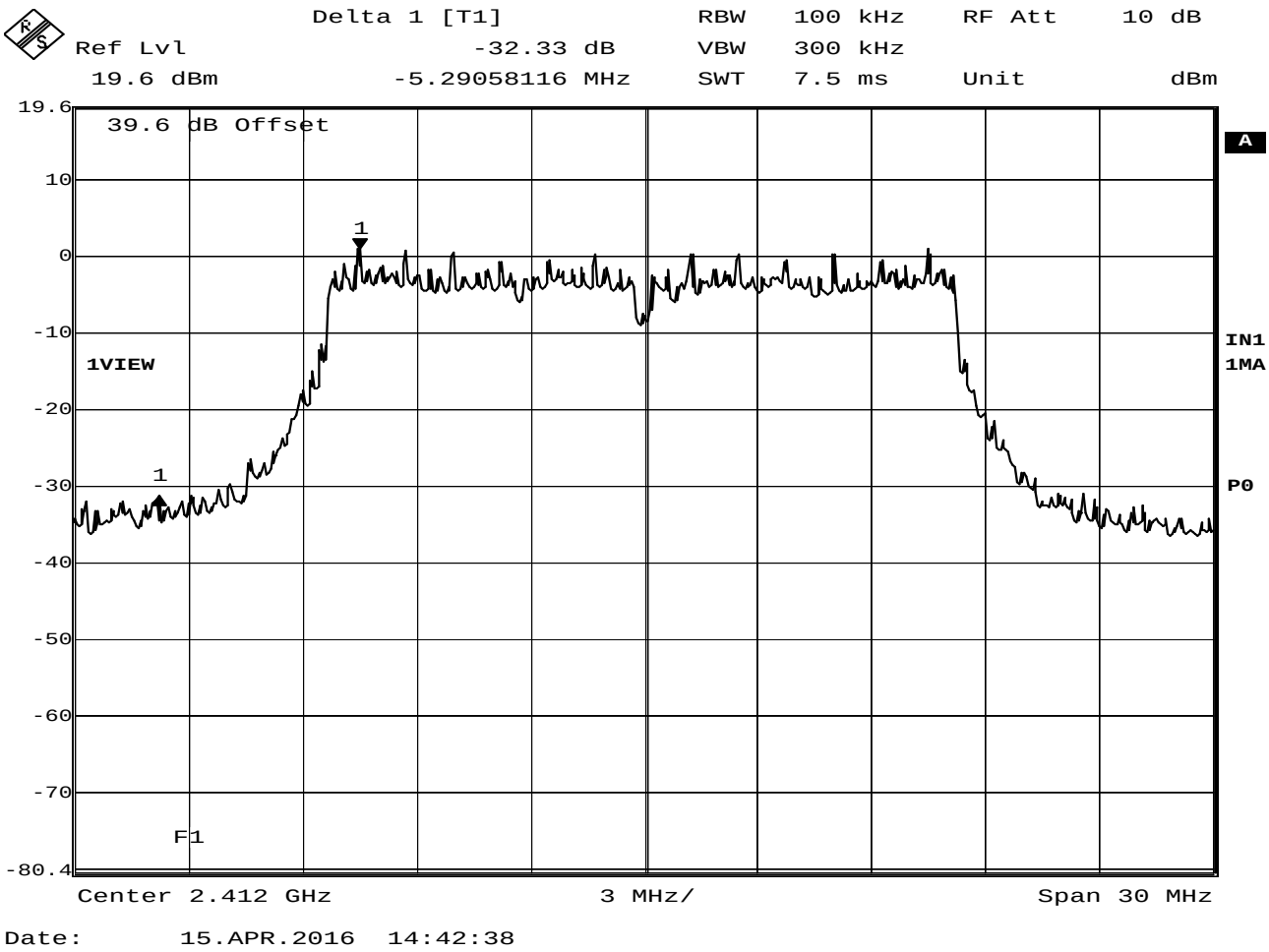

FCC 15C 15.247 / Bandedge

MANUFACTURER	:	HeathCo LLC.
MODEL NUMBER	:	5892
TEST MODE	:	Tx @ LOW CHANNEL
	:	Peak Detector
NOTES	:	802.11 g 20 MHz
NOTES	:	9 Mbps
NOTES	:	F1 is the bandedge at 2.4 GHz
NOTES	:	-32.33 dBc
NOTES	:	

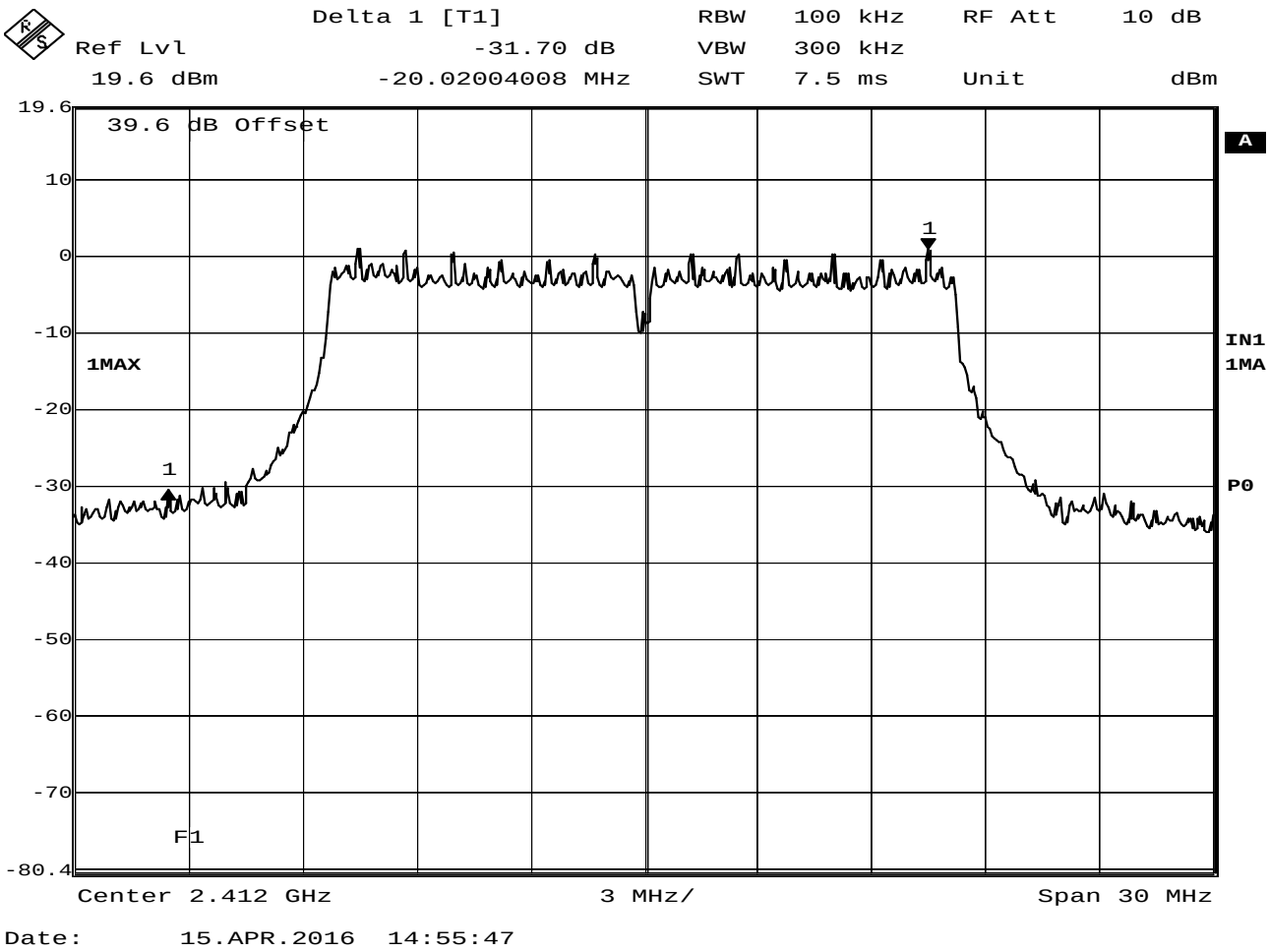

FCC 15C 15.247 / Bandedge

MANUFACTURER	:	HeathCo LLC.
MODEL NUMBER	:	5892
TEST MODE	:	Tx @ LOW CHANNEL
	:	Peak Detector
NOTES	:	802.11 g 20 MHz
NOTES	:	12 Mbps
NOTES	:	F1 is the bandedge at 2.4 GHz
NOTES	:	-31.7 dBc
NOTES	:	

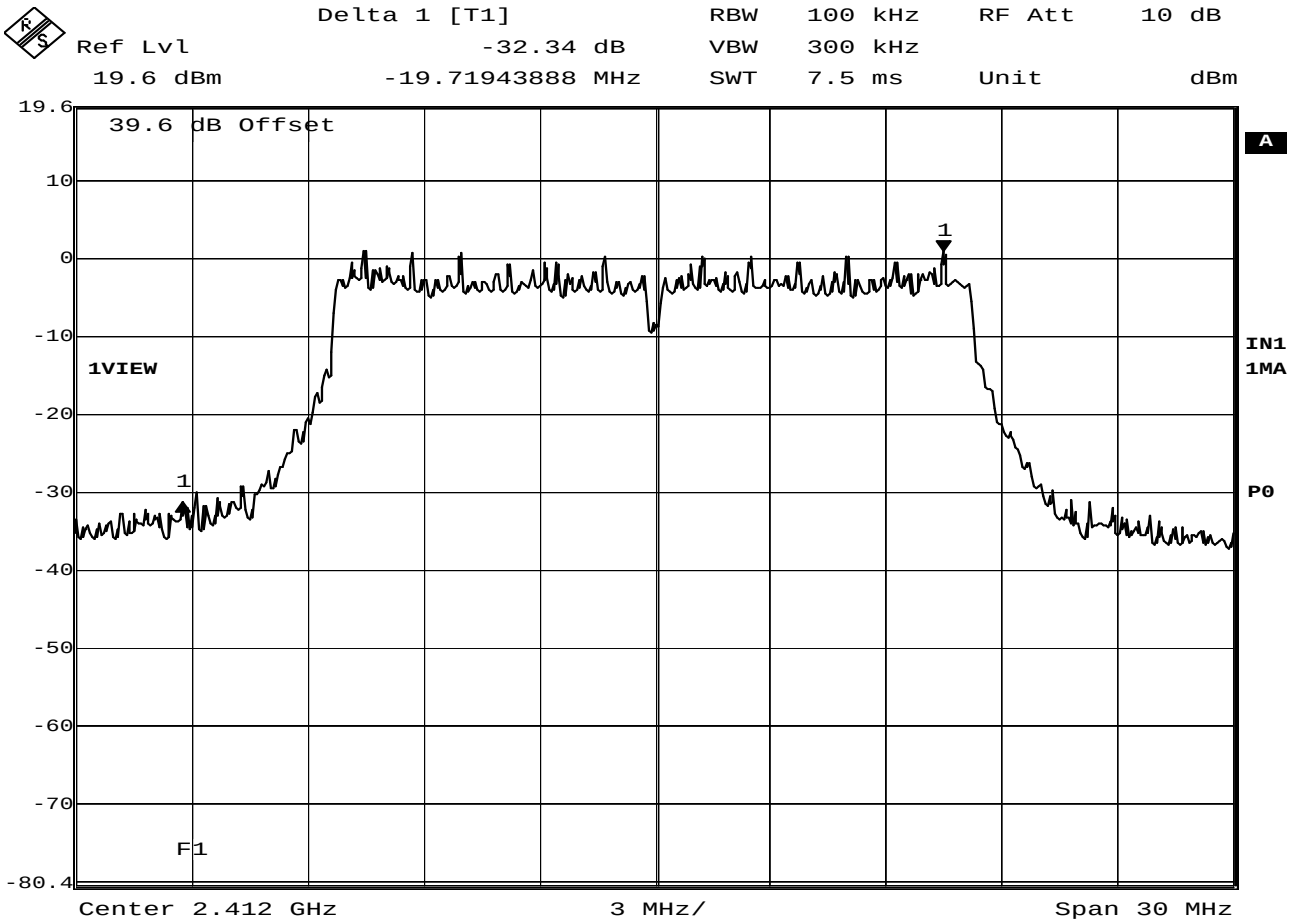

FCC 15C 15.247 / Bandedge

MANUFACTURER	:	HeathCo LLC.
MODEL NUMBER	:	5892
TEST MODE	:	Tx @ LOW CHANNEL
	:	Peak Detector
NOTES	:	802.11 g 20 MHz
NOTES	:	18 Mbps
NOTES	:	F1 is the bandedge at 2.4 GHz
NOTES	:	-32.34 dBc
NOTES	:	

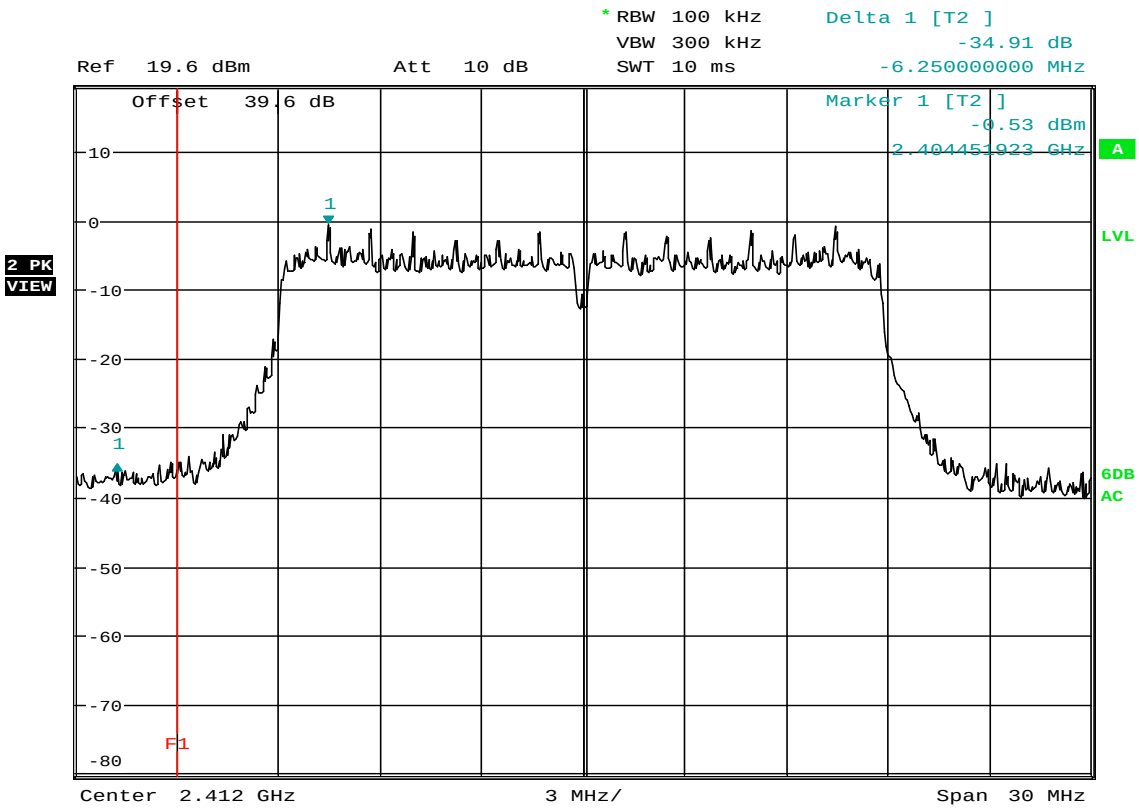

Date: 7.JUL.2003 23:20:53

FCC 15C 15.247 / Bandedge

MANUFACTURER	:	HeathCo LLC.
MODEL NUMBER	:	5892
TEST MODE	:	Tx @ LOW CHANNEL
	:	Peak Detector
NOTES	:	802.11 n 20 MHz
NOTES	:	7.2Mbps
NOTES	:	F1 is the bandedge at 2.4 GHz
NOTES	:	-34.91 dBc

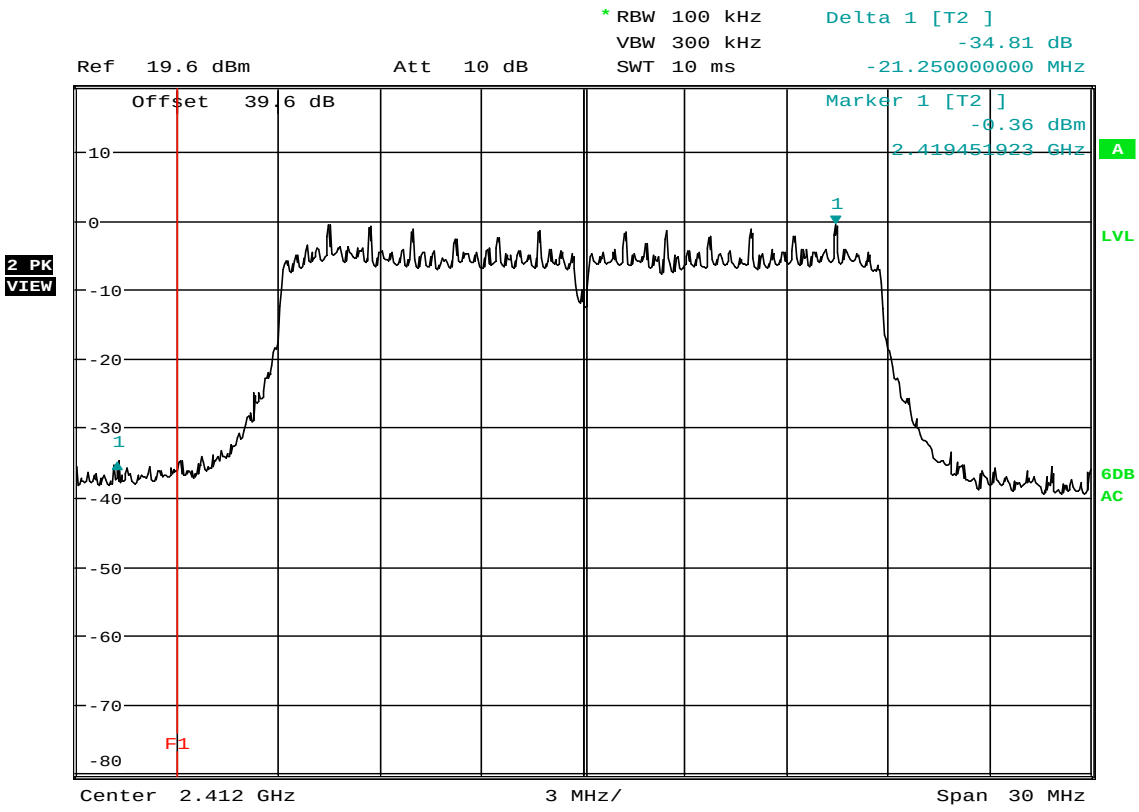

Date: 7.JUL.2003 23:23:40

FCC 15C 15.247 / Bandedge

MANUFACTURER	:	HeathCo LLC.
MODEL NUMBER	:	5892
TEST MODE	:	Tx @ LOW CHANNEL
	:	Peak Detector
NOTES	:	802.11 n 20 MHz
NOTES	:	14.4Mbps
NOTES	:	F1 is the bandedge at 2.4 GHz
NOTES	:	-34.81 dBc

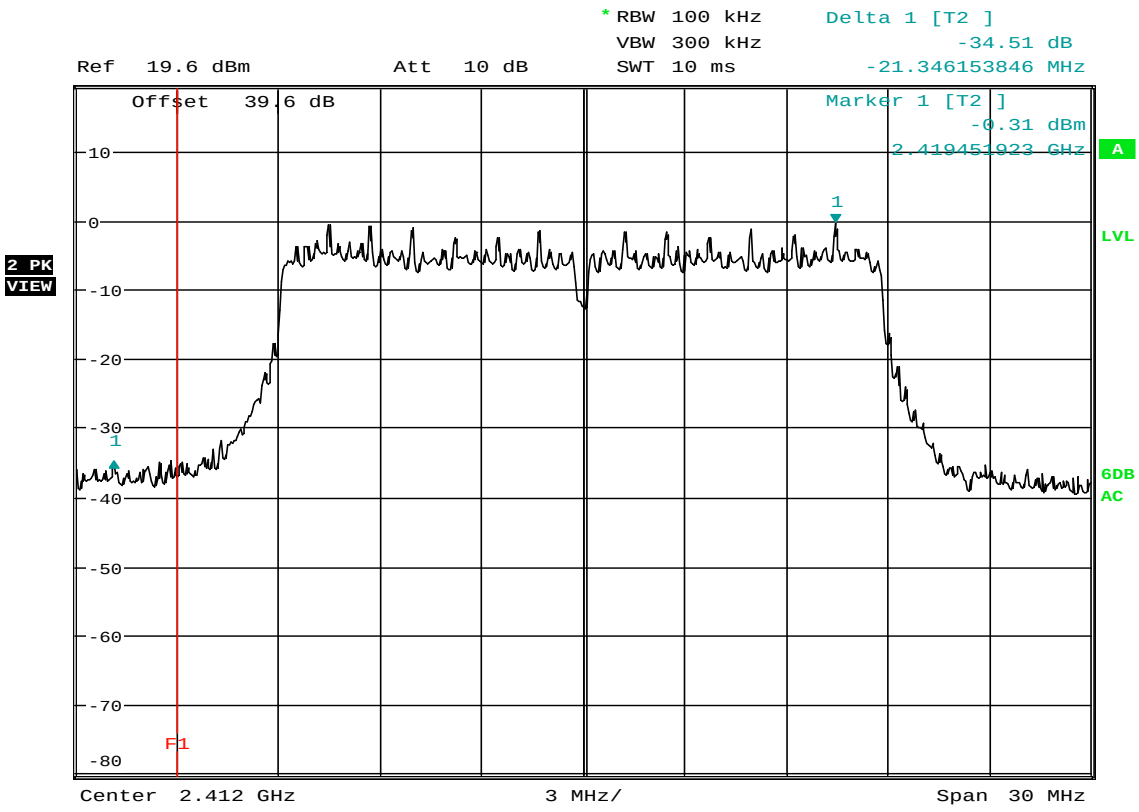

Date: 7.JUL.2003 23:26:26

FCC 15C 15.247 / Bandedge

MANUFACTURER	:	HeathCo LLC.
MODEL NUMBER	:	5892
TEST MODE	:	Tx @ LOW CHANNEL
	:	Peak Detector
NOTES	:	802.11 n 20 MHz
NOTES	:	21.7Mbps
NOTES	:	F1 is the bandedge at 2.4 GHz
NOTES	:	-34.51 dBc

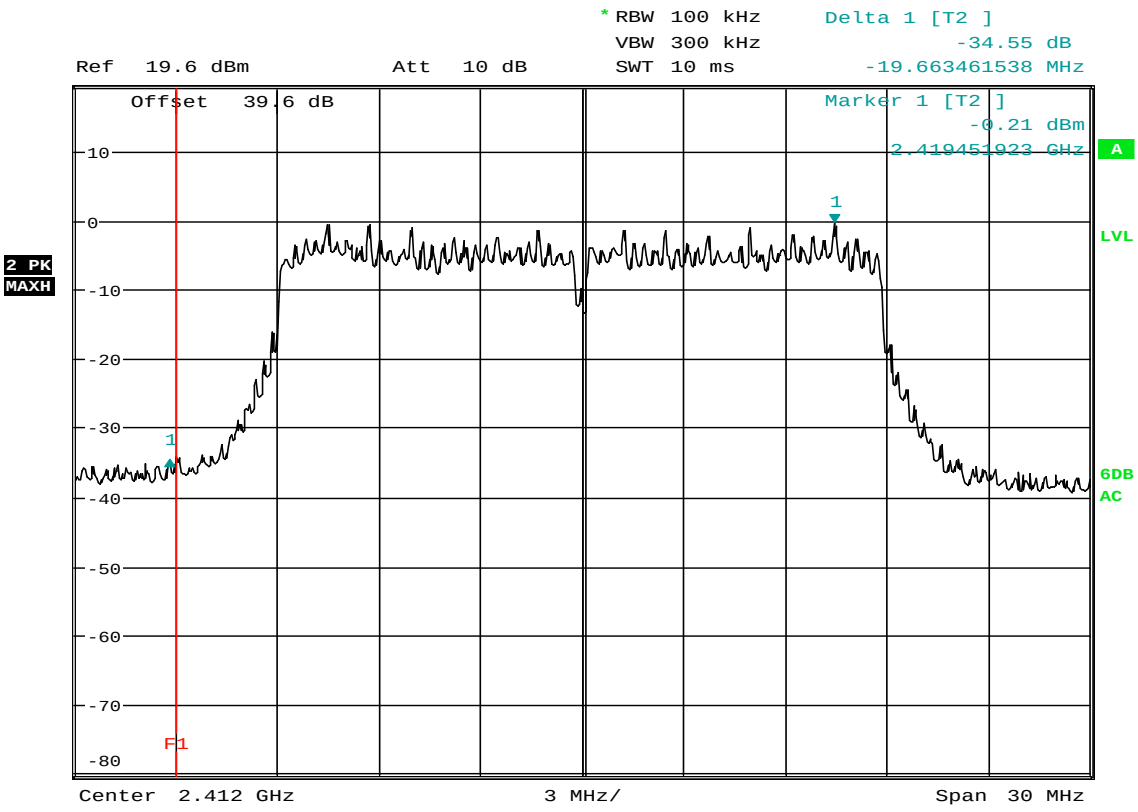

Date: 7.JUL.2003 23:29:01

FCC 15C 15.247 / Bandedge

MANUFACTURER	:	HeathCo LLC.
MODEL NUMBER	:	5892
TEST MODE	:	Tx @ LOW CHANNEL
	:	Peak Detector
NOTES	:	802.11 n 20 MHz
NOTES	:	28.9Mbps
NOTES	:	F1 is the bandedge at 2.4 GHz
NOTES	:	-34.55 dBc

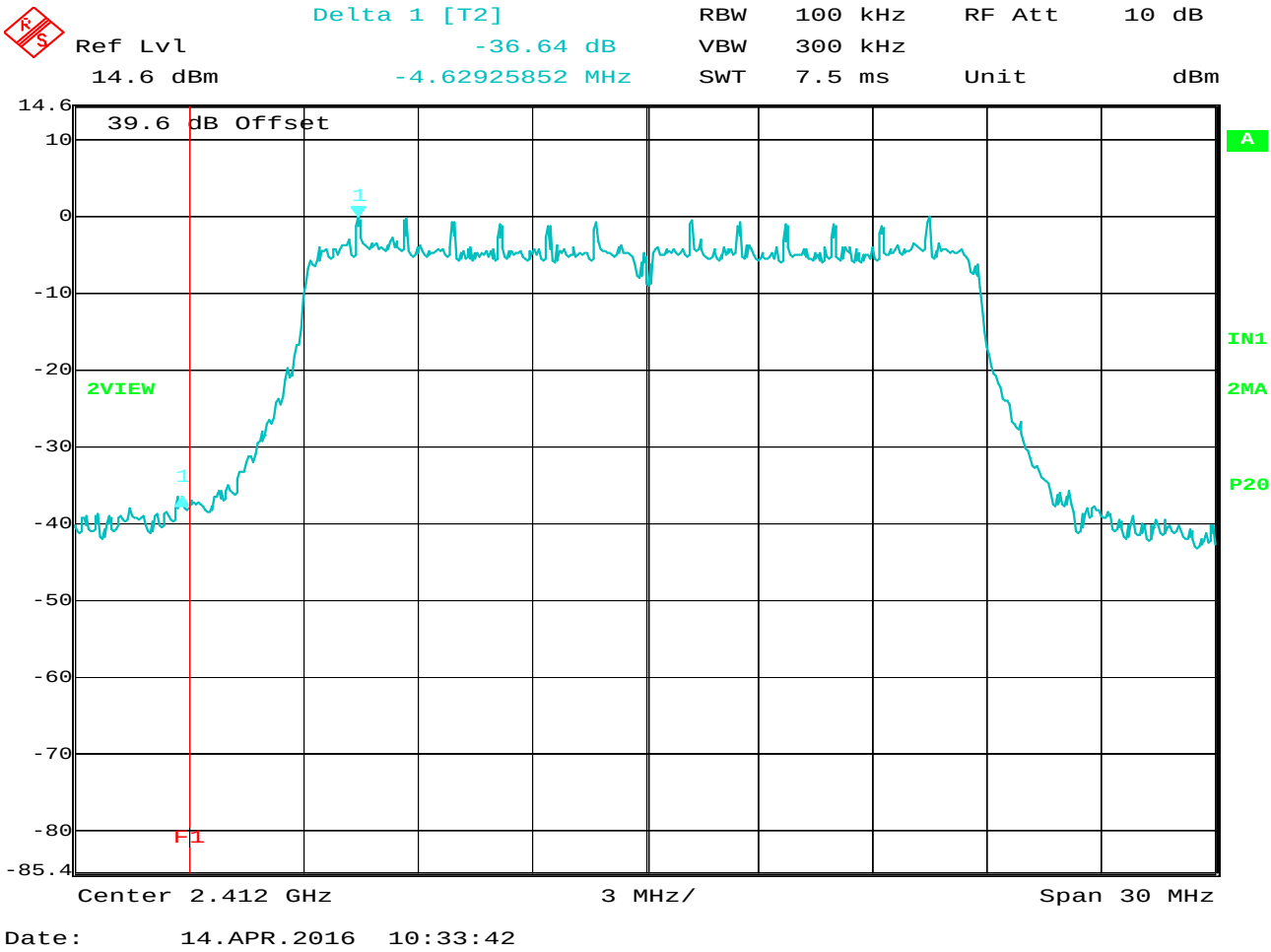

FCC 15C 15.247 / Bandedge

MANUFACTURER	:	HeathCo LLC.
MODEL NUMBER	:	5892
TEST MODE	:	Tx @ LOW CHANNEL
	:	Peak Detector
NOTES	:	802.11 n 20 MHz
NOTES	:	7.2Mbps
NOTES	:	F1 is the bandedge at 2.4 GHz
NOTES	:	-36.64 dBc
NOTES	:	Ant 2

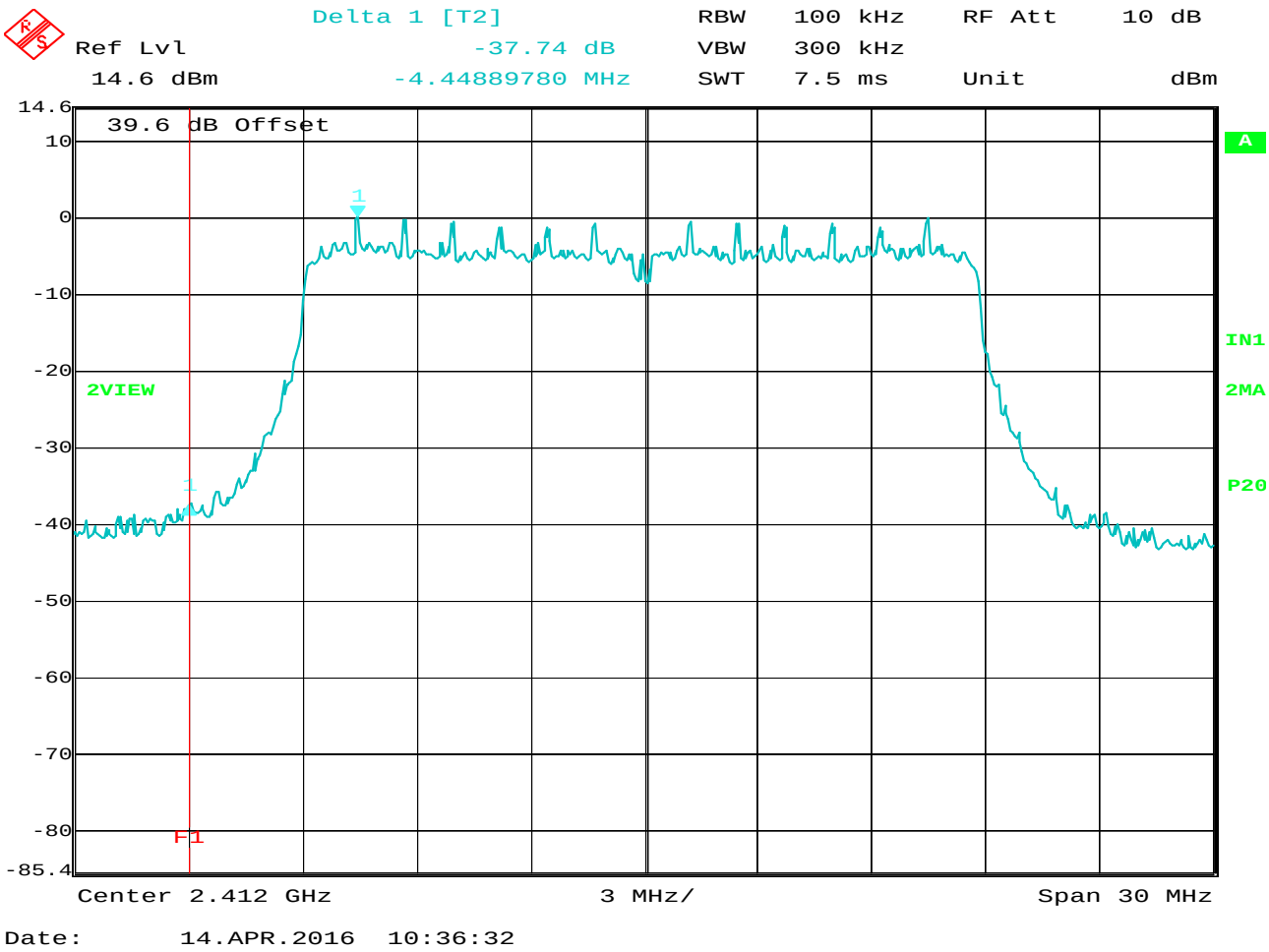

FCC 15C 15.247 / Bandedge

MANUFACTURER	:	HeathCo LLC.
MODEL NUMBER	:	5892
TEST MODE	:	Tx @ LOW CHANNEL
	:	Peak Detector
NOTES	:	802.11 n 20 MHz
NOTES	:	14.4Mbps
NOTES	:	F1 is the bandedge at 2.4 GHz
NOTES	:	-37.74 dBc
NOTES	:	Ant 2

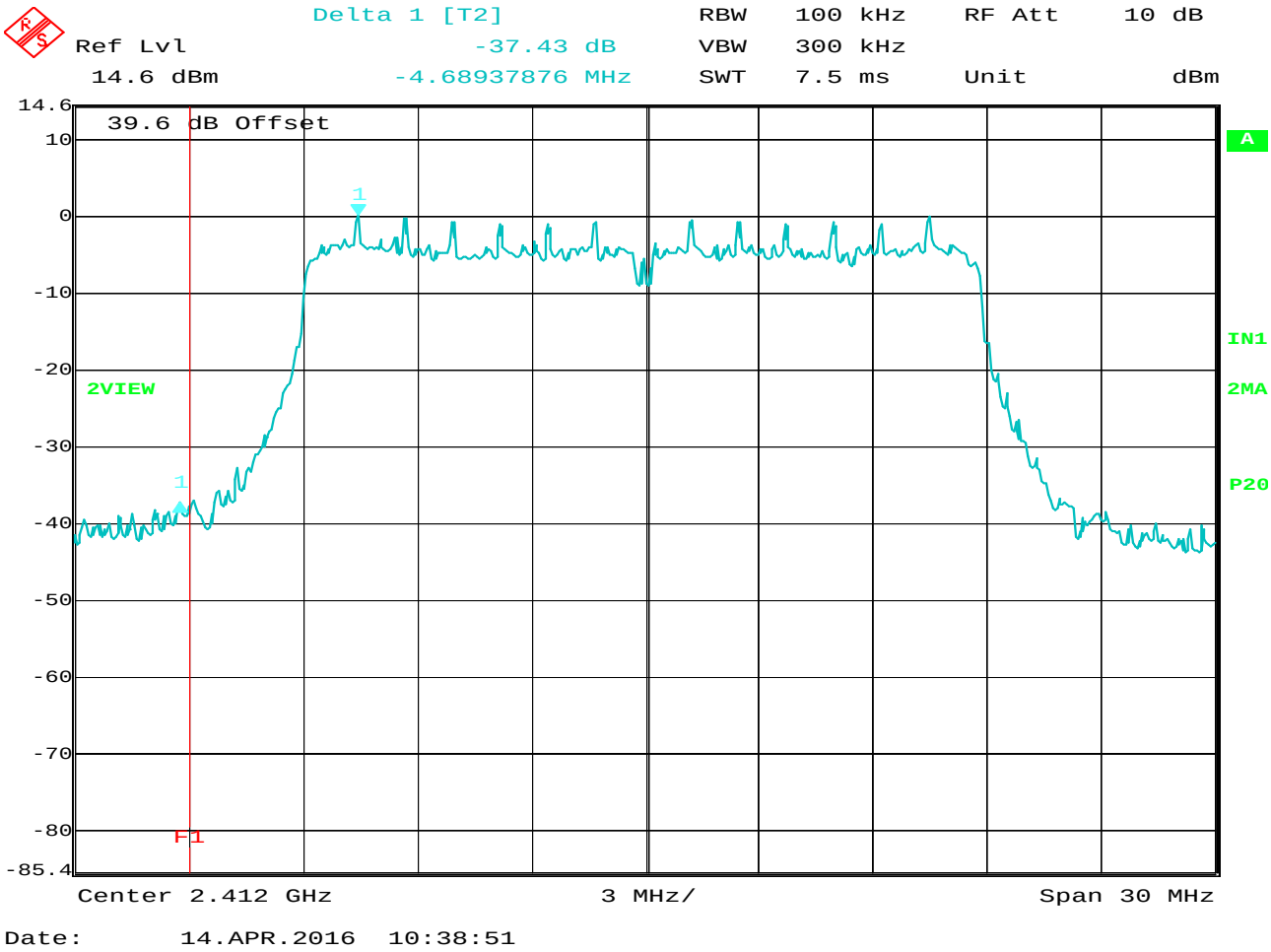

FCC 15C 15.247 / Bandedge

MANUFACTURER	:	HeathCo LLC.
MODEL NUMBER	:	5892
TEST MODE	:	Tx @ LOW CHANNEL
	:	Peak Detector
NOTES	:	802.11 n 20 MHz
NOTES	:	21.7Mbps
NOTES	:	F1 is the bandedge at 2.4 GHz
NOTES	:	-37.43 dBc
NOTES	:	Ant 2

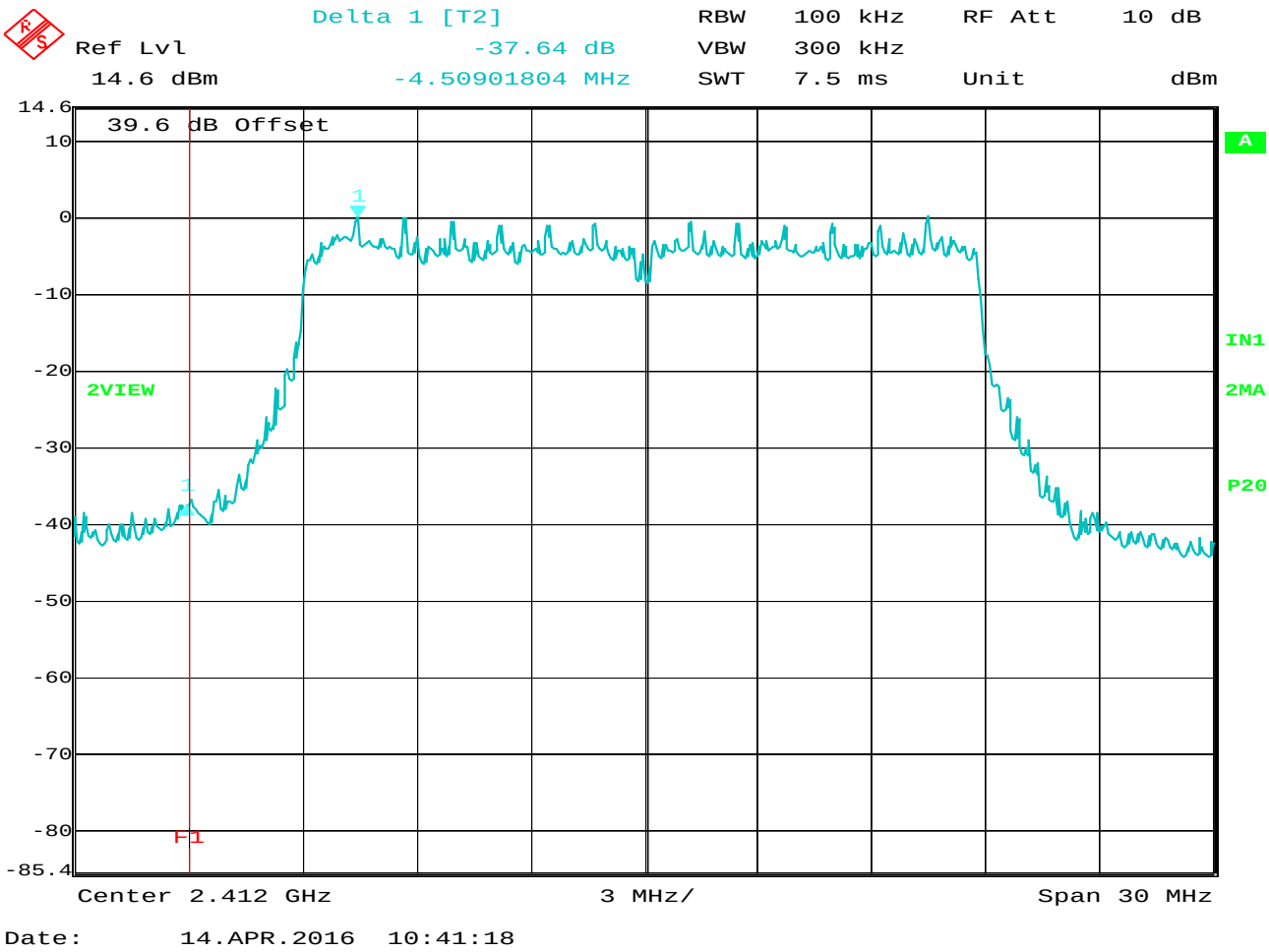

FCC 15C 15.247 / Bandedge

MANUFACTURER	:	HeathCo LLC.
MODEL NUMBER	:	5892
TEST MODE	:	Tx @ LOW CHANNEL
	:	Peak Detector
NOTES	:	802.11 n 20 MHz
NOTES	:	28.9Mbps
NOTES	:	F1 is the bandedge at 2.4 GHz
NOTES	:	-37.64 dBc
NOTES	:	Ant 2

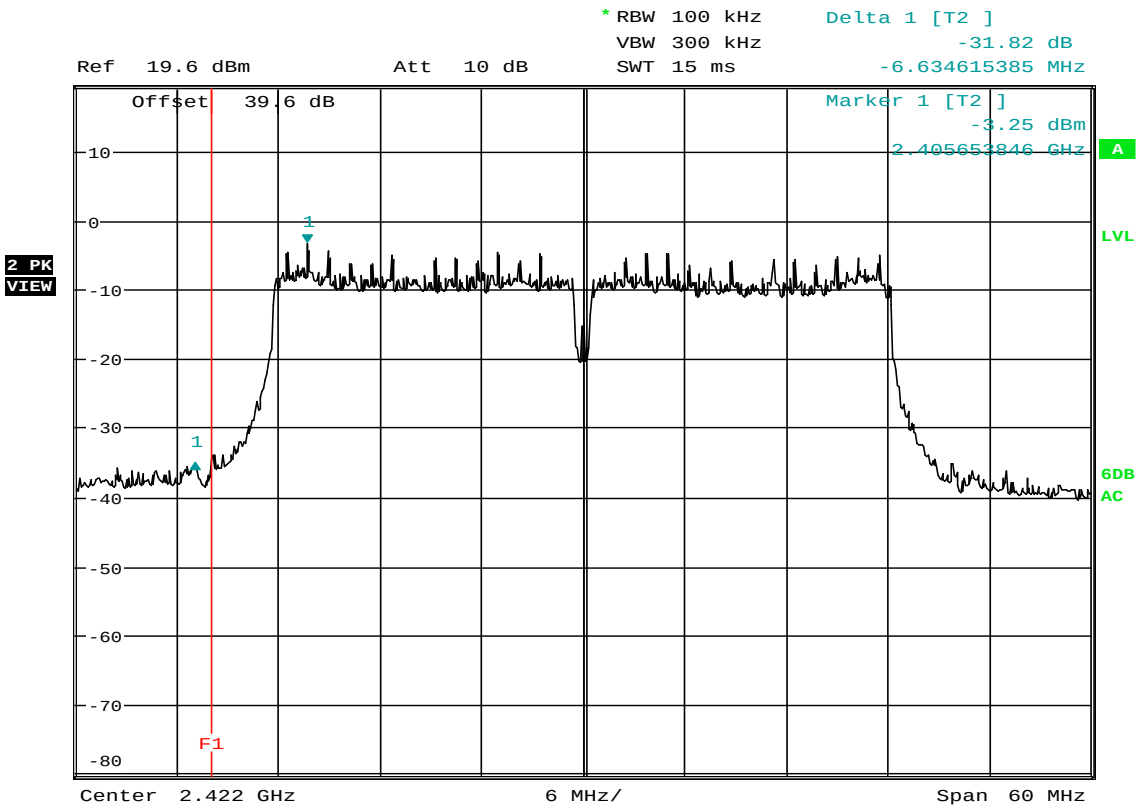

Date: 7.JUL.2003 23:32:31

FCC 15C 15.247 / Bandedge

MANUFACTURER	:	HeathCo LLC.
MODEL NUMBER	:	5892
TEST MODE	:	Tx @ LOW CHANNEL
	:	Peak Detector
NOTES	:	802.11 n 40 MHz
NOTES	:	15Mbps
NOTES	:	F1 is the bandedge at 2.4 GHz
NOTES	:	-31.82 dBc

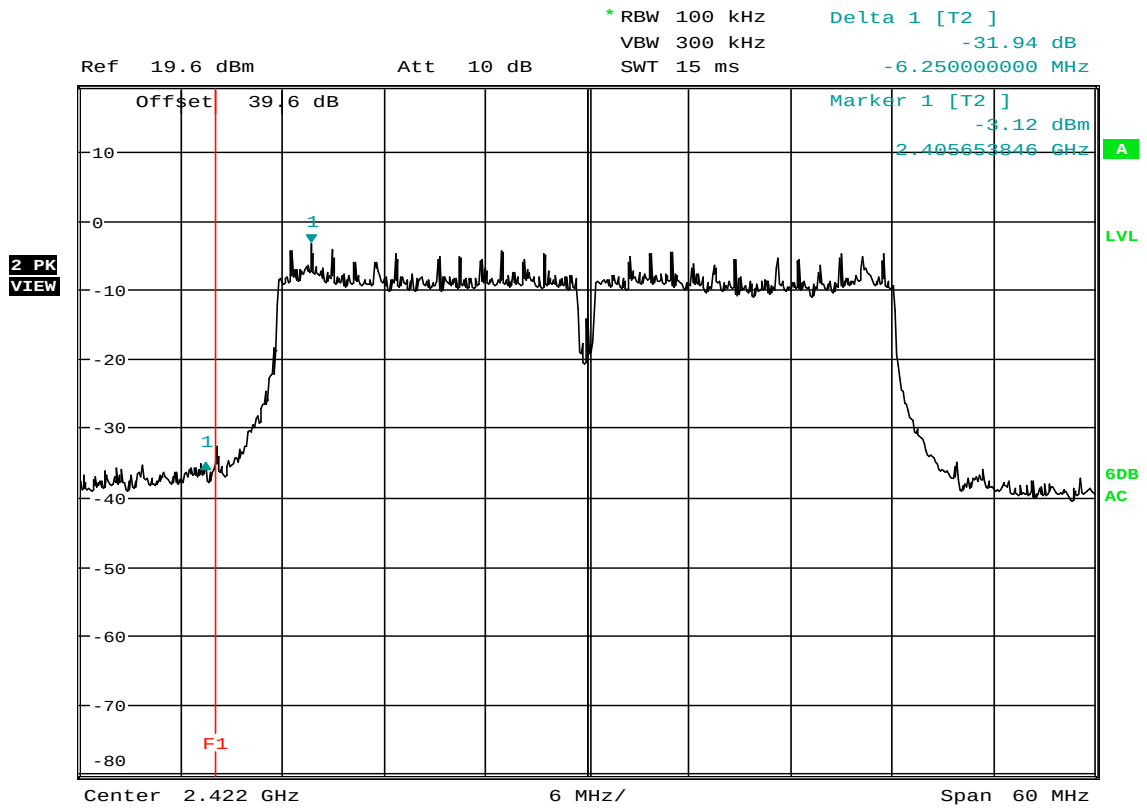

Date: 7.JUL.2003 23:35:08

FCC 15C 15.247 / Bandedge

MANUFACTURER	:	HeathCo LLC.
MODEL NUMBER	:	5892
TEST MODE	:	Tx @ LOW CHANNEL
	:	Peak Detector
NOTES	:	802.11 n 40 MHz
NOTES	:	30Mbps
NOTES	:	F1 is the bandedge at 2.4 GHz
NOTES	:	-31.94 dBc

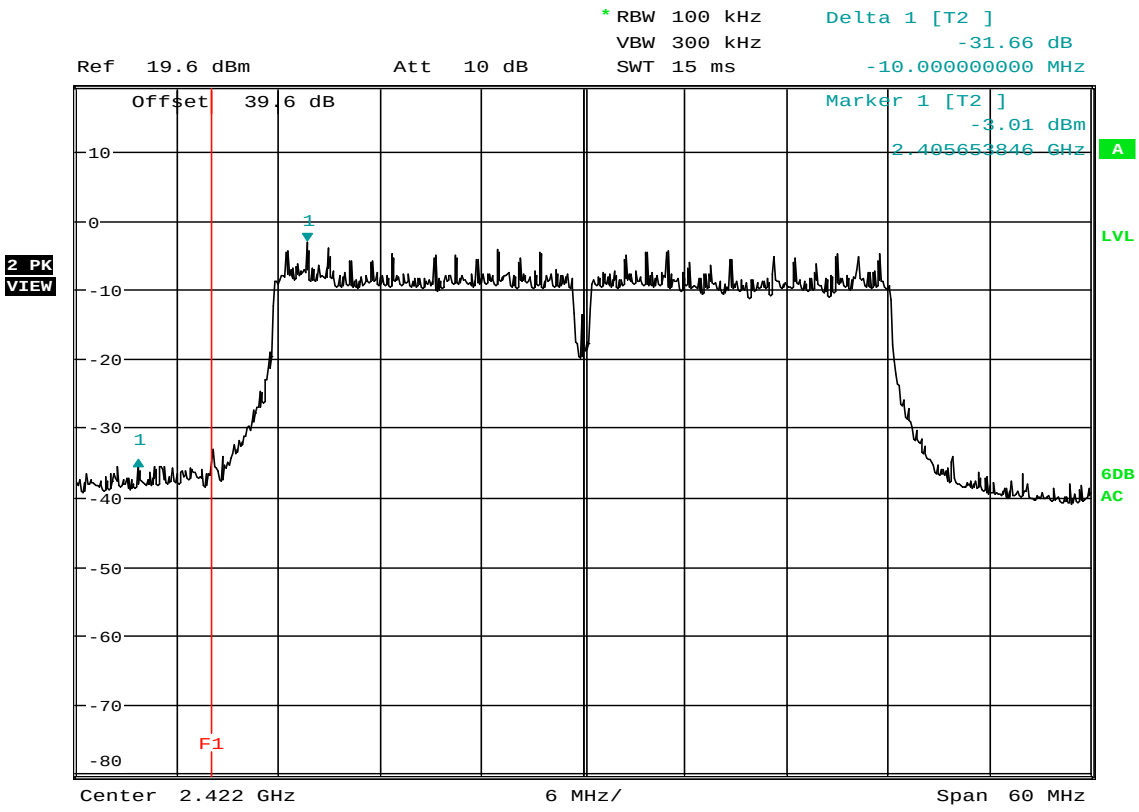

Date: 7.JUL.2003 23:37:15

FCC 15C 15.247 / Bandedge

MANUFACTURER	:	HeathCo LLC.
MODEL NUMBER	:	5892
TEST MODE	:	Tx @ LOW CHANNEL
	:	Peak Detector
NOTES	:	802.11 n 40 MHz
NOTES	:	45Mbps
NOTES	:	F1 is the bandedge at 2.4 GHz
NOTES	:	-31.66 dBc

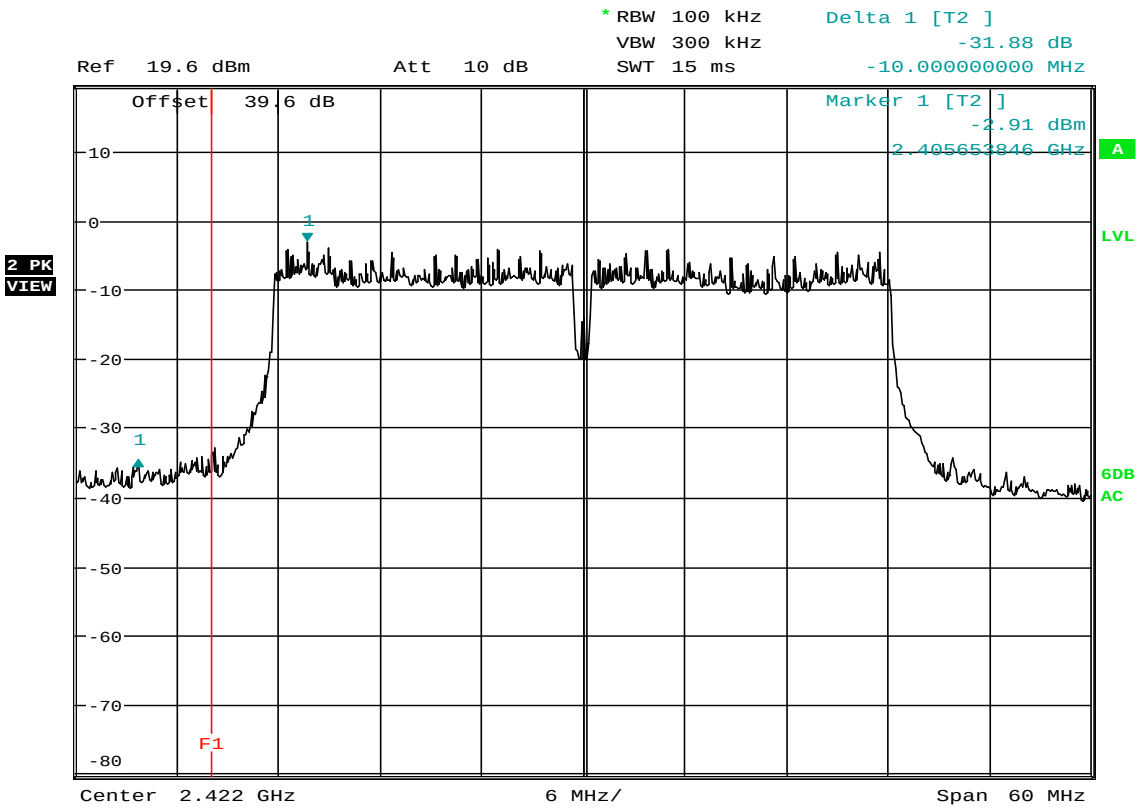

Date: 7.JUL.2003 23:39:21

FCC 15C 15.247 / Bandedge

MANUFACTURER	:	HeathCo LLC.
MODEL NUMBER	:	5892
TEST MODE	:	Tx @ LOW CHANNEL
	:	Peak Detector
NOTES	:	802.11 n 40 MHz
NOTES	:	60Mbps
NOTES	:	F1 is the bandedge at 2.4 GHz
NOTES	:	-31.88 dBc

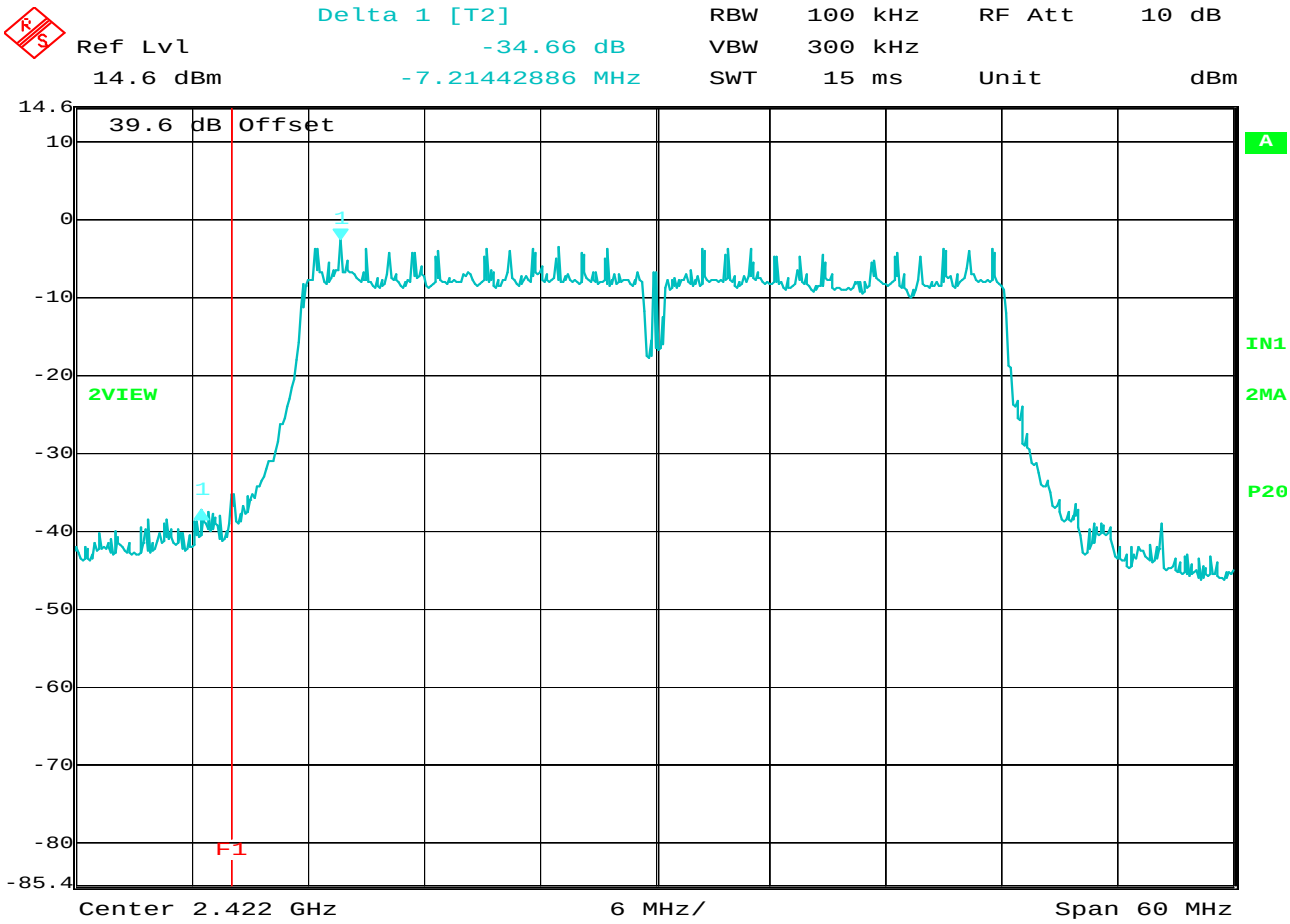

Date: 14.APR.2016 10:20:22

FCC 15C 15.247 / Bandedge

MANUFACTURER	:	HeathCo LLC.
MODEL NUMBER	:	5892
TEST MODE	:	Tx @ LOW CHANNEL
	:	Peak Detector
NOTES	:	802.11 n 40 MHz
NOTES	:	15Mbps
NOTES	:	F1 is the bandedge at 2.4 GHz
NOTES	:	-34.66 dBc
NOTES	:	Ant 2

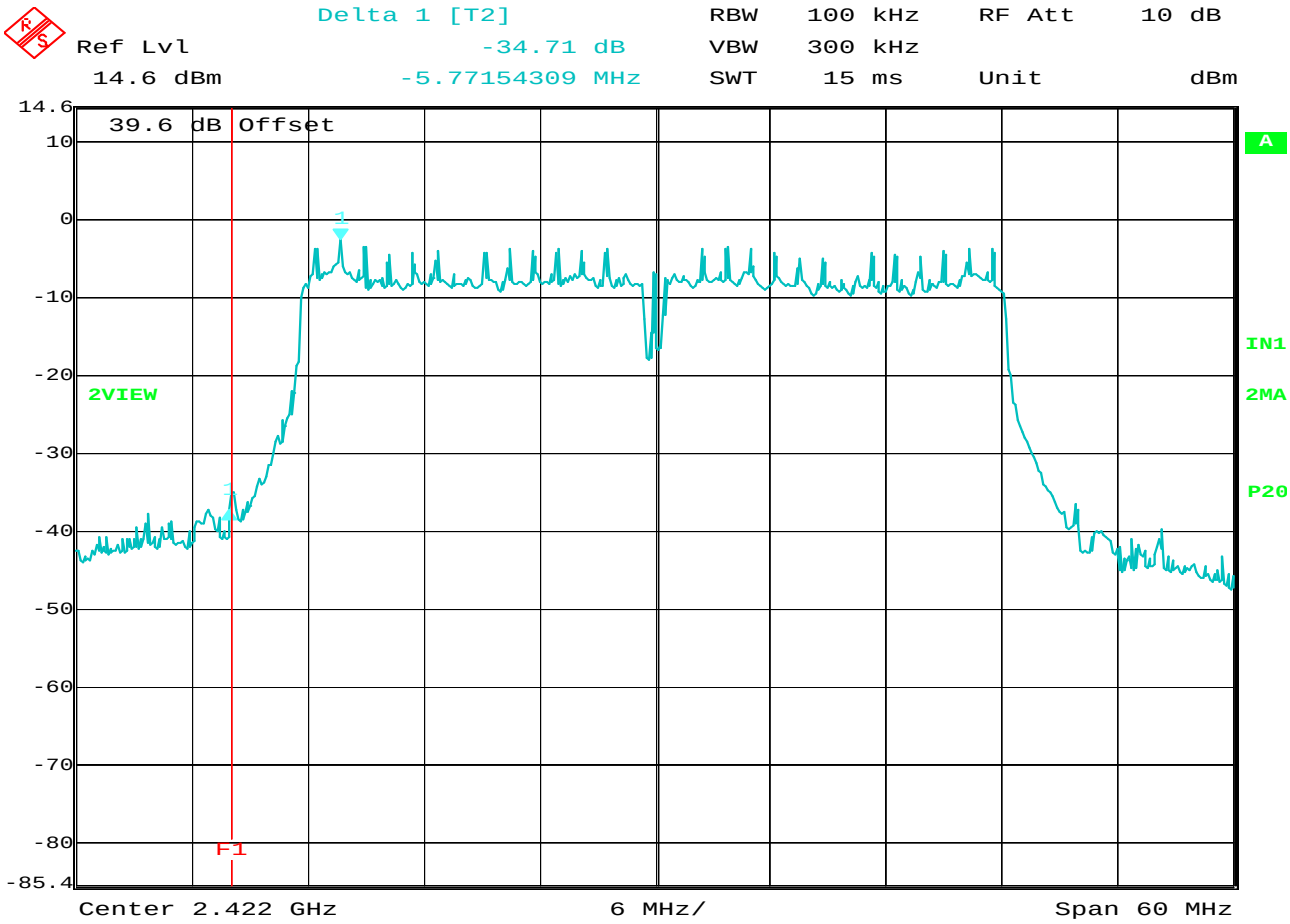

FCC 15C 15.247 / Bandedge

MANUFACTURER	:	HeathCo LLC.
MODEL NUMBER	:	5892
TEST MODE	:	Tx @ LOW CHANNEL
	:	Peak Detector
NOTES	:	802.11 n 40 MHz
NOTES	:	30Mbps
NOTES	:	F1 is the bandedge at 2.4 GHz
NOTES	:	-34.71 dBc
NOTES	:	Ant 2

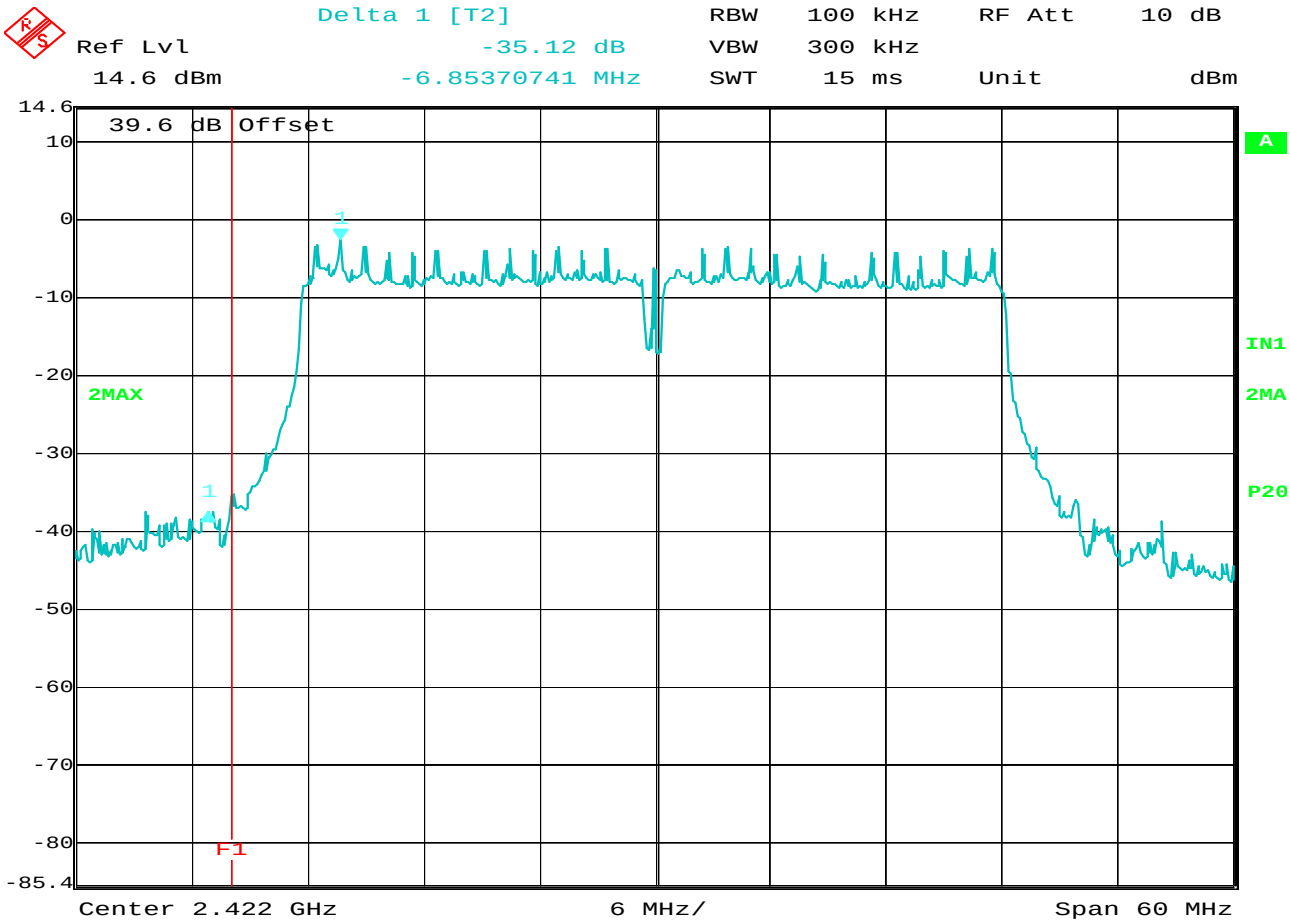

FCC 15C 15.247 / Bandedge

MANUFACTURER	:	HeathCo LLC.
MODEL NUMBER	:	5892
TEST MODE	:	Tx @ LOW CHANNEL
	:	Peak Detector
NOTES	:	802.11 n 40 MHz
NOTES	:	45Mbps
NOTES	:	F1 is the bandedge at 2.4 GHz
NOTES	:	-35.12 dBc
NOTES	:	Ant 2

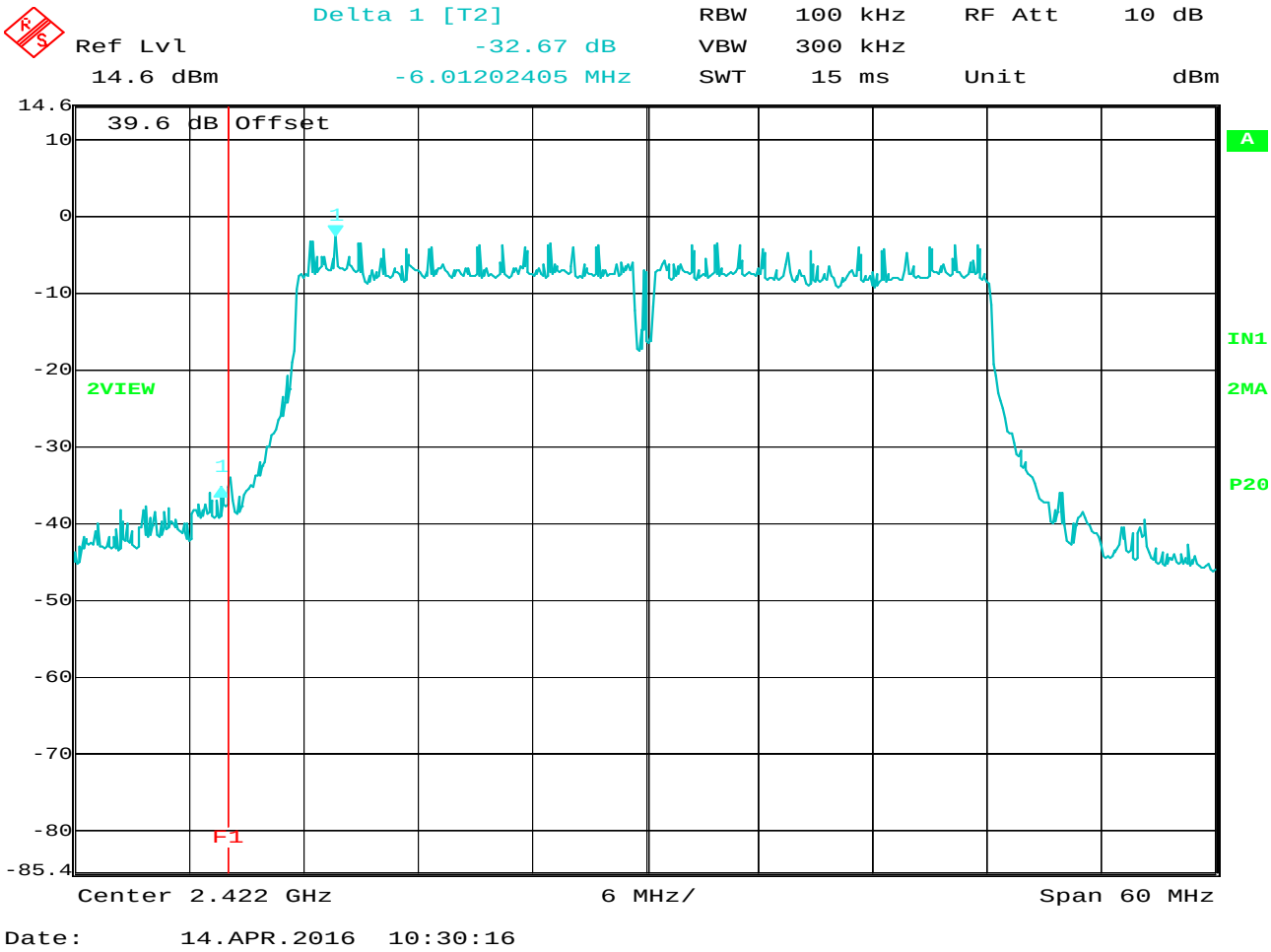

FCC 15C 15.247 / Bandedge

MANUFACTURER	:	HeathCo LLC.
MODEL NUMBER	:	5892
TEST MODE	:	Tx @ LOW CHANNEL
	:	Peak Detector
NOTES	:	802.11 n 40 MHz
NOTES	:	60Mbps
NOTES	:	F1 is the bandedge at 2.4 GHz
NOTES	:	-32.67 dBc
NOTES	:	Ant 2

Manufacturer : HeathCo LLC
Model No. : 5892
Specification : FCC-15.247 Bandedge compliance (radiated)
Date : April 13, 2016 through May 6, 2016
Mode : Tx @ 2462MHz, 802.11b , 11Mbps, power setting = 15
Notes : Test Distance is 3 meters
Notes : Maximized Peak Readings in a 1MHz bandwidth

Freq. MHz	Ant Pol	Meter Reading (dBuV)	Ambient	CBL Fac (dB)	Ant Fac (dB)	Pre Amp (dB)	Peak Total dBuV/m at 3m	Peak Total uV/m at 3 m	Peak Limit uV/m at 3 m	Margin (dB)
2484.78	H	22.5		2.7	32.6	0.0	57.8	775.1	5000.0	-16.2
2484.20	V	23.0		2.7	32.6	0.0	58.3	820.6	5000.0	-15.7

Peak Total (dBuV/m) = Meter Reading (dBuV) + Cable Factor (dB) + Antenna Factor (dB) + Pre Amp Gain (dB)

Peak Total uV/m = 10^((Peak Total (dBuV/m))/20)

Checked By: MARK E. LONGINOTTI

Mark E. Longinotti

Manufacturer : HeathCo LLC
Model No. : 5892
Specification : FCC-15.247 Bandedge compliance (radiated)
Date : April 13, 2016 through May 6, 2016
Mode : Tx @ 2462MHz, 802.11b , 11Mbps, power setting = 15
Notes : Test Distance is 3 meters
Notes : Maximized Average Readings

Freq. MHz	Ant Pol	Meter Reading (dBuV)	Ambient	CBL Fac (dB)	Ant Fac (dB)	Pre Amp (dB)	Duty Cycle (dB)	Average Total dBuV/m at 3m	Average Total uV/m at 3 m	Average Limit uV/m at 3 m	Margin (dB)
2484.78	H	3.1	Ambient	2.7	32.6	0.0	1.7	40.1	101.0	500.0	-13.9
2484.20	V	3.1	Ambient	2.7	32.6	0.0	1.7	40.1	101.0	500.0	-13.9

Average Total (dBuV/m) = Meter Reading (dBuV) + Cable Factor (dB) + Antenna Factor (dB) + Pre Amp Gain (dB)

Average Total uV/m = 10^((Average Total (dBuV/m))/20)

Checked By: MARK E. LONGINOTTI

Mark E. Longinotti

Manufacturer : HeathCo LLC
Model No. : 5892
Specification : FCC-15.247 Bandedge compliance (radiated)
Date : April 13, 2016 through May 6, 2016
Mode : Tx @ 2462MHz, 802.11g , 18Mbps, power setting = 6
Notes : Test Distance is 3 meters
Notes : Maximized Peak Readings in a 1MHz bandwidth

Freq. MHz	Ant Pol	Meter Reading (dBuV)	Ambient	CBL Fac (dB)	Ant Fac (dB)	Pre Amp (dB)	Peak Total dBuV/m at 3m	Peak Total uV/m at 3 m	Peak Limit uV/m at 3 m	Margin (dB)
2483.52	H	26.9		2.7	32.6	0.0	62.2	1285.0	5000.0	-11.8
2483.82	V	18.3		2.7	32.6	0.0	53.6	477.5	5000.0	-20.4

Peak Total (dBuV/m) = Meter Reading (dBuV) + Cable Factor (dB) + Antenna Factor (dB) + Pre Amp Gain (dB)

Peak Total uV/m = 10^((Peak Total (dBuV/m))/20)

Checked By: MARK E. LONGINOTTI

Mark E. Longinotti

Manufacturer : HeathCo LLC
Model No. : 5892
Specification : FCC-15.247 Bandedge compliance (radiated)
Date : April 13, 2016 through May 6, 2016
Mode : Tx @ 2462MHz, 802.11g , 18Mbps, power setting = 6
Notes : Test Distance is 3 meters
Notes : Maximized Average Readings

Freq. MHz	Ant Pol	Meter Reading (dBuV)	Ambient	CBL Fac (dB)	Ant Fac (dB)	Pre Amp (dB)	Duty Cycle (dB)	Average Total dBuV/m at 3m	Average Total uV/m at 3 m	Average Limit uV/m at 3 m	Margin (dB)
2483.52	H	10.2		2.7	32.6	0.0	3.1	48.6	268.2	500.0	-5.4
2483.82	V	5.2		2.7	32.6	0.0	3.1	43.6	150.8	500.0	-10.4

Average Total (dBuV/m) = Meter Reading (dBuV) + Cable Factor (dB) + Antenna Factor (dB) + Pre Amp Gain (dB)

Average Total uV/m = 10^((Average Total (dBuV/m))/20)

Checked By: MARK E. LONGINOTTI

Mark E. Longinotti

Manufacturer : HeathCo LLC
Model No. : 5892
Specification : FCC-15.247 Bandedge compliance (radiated)
Date : April 13, 2016 through May 6, 2016
Mode : Tx @ 2462MHz, 802.11gn, 28.9Mbps, power setting = 4
Notes : Test Distance is 3 meters
Notes : Maximized Peak Readings in a 1MHz bandwidth

Freq. MHz	Ant Pol	Meter Reading (dBuV)	Ambient	CBL Fac (dB)	Ant Fac (dB)	Pre Amp (dB)	Peak Total dBuV/m at 3m	Peak Total uV/m at 3 m	Peak Limit uV/m at 3 m	Margin (dB)
2483.78	H	21.8		2.7	32.6	0.0	57.1	714.5	5000.0	-16.9
2484.20	V	27.1		2.7	32.6	0.0	62.4	1315.7	5000.0	-11.6

Peak Total (dBuV/m) = Meter Reading (dBuV) + Cable Factor (dB) + Antenna Factor (dB) + Pre Amp Gain (dB)

Peak Total uV/m = 10^((Peak Total (dBuV/m))/20)

Checked By: MARK E. LONGINOTTI

Mark E. Longinotti

Manufacturer : HeathCo LLC
Model No. : 5892
Specification : FCC-15.247 Bandedge compliance (radiated)
Date : April 13, 2016 through May 6, 2016
Mode : Tx @ 2462MHz, 802.11n, 28.9Mbps, power setting = 4
Notes : Test Distance is 3 meters
Notes : Maximized Average Readings

Freq. MHz	Ant Pol	Meter Reading (dBuV)	Ambient	CBL Fac (dB)	Ant Fac (dB)	Pre Amp (dB)	Duty Cycle (dB)	Average Total dBuV/m at 3m	Average Total uV/m at 3 m	Average Limit uV/m at 3 m	Margin (dB)
2483.78	H	4.5	Ambient	2.7	32.6	0.0	3.9	43.6	152.1	500.0	-10.3
2484.20	V	7.5		2.7	32.6	0.0	3.9	46.6	214.9	500.0	-7.3

Average Total (dBuV/m) = Meter Reading (dBuV) + Cable Factor (dB) + Antenna Factor (dB) + Pre Amp Gain (dB)

Average Total uV/m = 10^((Average Total (dBuV/m))/20)

Checked By: MARK E. LONGINOTTI

Mark E. Longinotti

Manufacturer : HeathCo LLC
Model No. : 5892
Specification : FCC-15.247 Bandedge compliance (radiated)
Date : April 13, 2016 through May 6, 2016
Mode : Tx @ 2452MHz, 802.11n, 60Mbps, 40MHz bandwidth, power setting = 4
Notes : Test Distance is 3 meters
Notes : Maximized Peak Readings in a 1MHz bandwidth

Freq. MHz	Ant Pol	Meter Reading (dBuV)	Ambient	CBL Fac (dB)	Ant Fac (dB)	Pre Amp (dB)	Peak Total dBuV/m at 3m	Peak Total uV/m at 3 m	Peak Limit uV/m at 3 m	Margin (dB)
2486.99	H	29.1		2.7	32.6	0.0	64.4	1660.1	5000.0	-9.6
2484.08	V	28.6		2.7	32.6	0.0	63.9	1563.5	5000.0	-10.1

Peak Total (dBuV/m) = Meter Reading (dBuV) + Cable Factor (dB) + Antenna Factor (dB) + Pre Amp Gain (dB)

Peak Total uV/m = 10^((Peak Total (dBuV/m))/20)

Checked By: MARK E. LONGINOTTI

Mark E. Longinotti

Manufacturer : HeathCo LLC
Model No. : 5892
Specification : FCC-15.247 Bandedge compliance (radiated)
Date : April 13, 2016 through May 6, 2016
Mode : Tx @ 2452MHz, 802.11n, 60Mbps, 40MHz bandwidth, power setting = 4
Notes : Test Distance is 3 meters
Notes : Maximized Average Readings

Freq. MHz	Ant Pol	Meter Reading (dBuV)	Ambient	CBL Fac (dB)	Ant Fac (dB)	Pre Amp (dB)	Duty Cycle (dB)	Average Total dBuV/m at 3m	Average Total uV/m at 3 m	Average Limit uV/m at 3 m	Margin (dB)
2486.99	H	8.8		2.7	32.6	0.0	6.3	50.4	332.4	500.0	-3.5
2484.08	V	8.7		2.7	32.6	0.0	6.3	50.3	327.8	500.0	-3.7

Average Total (dBuV/m) = Meter Reading (dBuV) + Cable Factor (dB) + Antenna Factor (dB) + Pre Amp Gain (dB)

Average Total uV/m = 10^((Average Total (dBuV/m))/20)

Checked By: MARK E. LONGINOTTI

Mark E. Longinotti

MANUFACTURER : HeathCo LLC
MODEL NUMBER : 5892
SERIAL NUMBER : D412BB0E84E4
TEST PERFORMED : Power Spectral Density
TEST DATE : May 9, 2016
TEST MODE : See below
PROTOCOL : 802.11b
POWER SETTING : 15
DATA RATE : See below
NOTES : 20MHz bandwidth
: Antenna Port 1

Lo/Mid/Hi	Channel	Frequency MHz	802.11 Protocol	Rate Mbps	Maximum Amplitude Level dBm	Duty Cycle Factor dB	PSD dBm
Lo	1	2412	b	1	0.68	0.13	0.81
Mid	6	2437	b	1	0.9	0.13	1.03
Hi	11	2462	b	1	-0.54	0.13	-0.41
Lo	1	2412	b	2	0.53	0.22	0.75
Mid	6	2437	b	2	0.38	0.22	0.60
Hi	11	2462	b	2	-0.41	0.22	-0.19
Lo	1	2412	b	5.5	1.32	0.49	1.81
Mid	6	2437	b	5.5	1.85	0.49	2.34
Hi	11	2462	b	5.5	0.28	0.49	0.77
Lo	1	2412	b	11	1.21	0.85	2.06
Mid	6	2437	b	11	0.98	0.85	1.83
Hi	11	2462	b	11	0.07	0.85	0.92

PSD(dBm) = Maximum Amplitude Level (dBm) + Duty Cycle Correction Factor (dB)

Checked By: MARK E. LONGINOTTI

Mark E. Longinotti

MANUFACTURER : HeathCo LLC
MODEL NUMBER : 5892
SERIAL NUMBER : D412BB0E84E4
TEST PERFORMED : Power Spectral Density
TEST DATE : May 9, 2016
TEST MODE : See below
PROTOCOL : 802.11g
POWER SETTING : 6
DATA RATE : See below
NOTES : 20MHz bandwidth
: Antenna Port 1

Lo/Mid/Hi	Channel	Frequency MHz	802.11 Protocol	Rate Mbps	Maximum Amplitude Level dBm	Duty Cycle Factor dB	PSD dBm
Lo	1	2412	g	6	-0.59	0.56	-0.03
Mid	6	2437	g	6	-1.84	0.56	-1.28
Hi	11	2462	g	6	-2.32	0.56	-1.76
Lo	1	2412	g	9	-1.28	0.86	-0.42
Mid	6	2437	g	9	-1.68	0.86	-0.82
Hi	11	2462	g	9	-2.3	0.86	-1.44
Lo	1	2412	g	12	-0.96	1.11	0.15
Mid	6	2437	g	12	-1.52	1.11	-0.41
Hi	11	2462	g	12	-2.31	1.11	-1.20
Lo	1	2412	g	18	-3.52	1.54	-1.98
Mid	6	2437	g	18	-1.41	1.54	0.13
Hi	11	2462	g	18	-2.13	1.54	-0.59
Lo	1	2412	g	24	-3.83	1.88	-1.95
Mid	6	2437	g	24	-4.38	1.88	-2.50
Hi	11	2462	g	24	-5.1	1.88	-3.22
Lo	1	2412	g	36	-3.89	2.52	-1.37
Mid	6	2437	g	36	-4.45	2.52	-1.93
Hi	11	2462	g	36	-4.91	2.52	-2.39
Lo	1	2412	g	48	-5.78	3.06	-2.72
Mid	6	2437	g	48	-6.12	3.06	-3.06
Hi	11	2462	g	48	-6.94	3.06	-3.88
Lo	1	2412	g	54	-5.69	3.35	-2.34
Mid	6	2437	g	54	-6.15	3.35	-2.80
Hi	11	2462	g	54	-6.77	3.35	-3.42

PSD(dBm) = Maximum Amplitude Level (dBm) + Duty Cycle Correction Factor (dB)

Checked By: MARK E. LONGINOTTI

Mark E. Longinotti

MANUFACTURER : HeathCo LLC
MODEL NUMBER : 5892
SERIAL NUMBER : D412BB0E84E4
TEST PERFORMED : Power Spectral Density
TEST DATE : May 9, 2016
TEST MODE : See below
PROTOCOL : 802.11n
POWER SETTING : 4
DATA RATE : See below
NOTES : 20MHz bandwidth
: Antenna Port 1

Lo/Mid/Hi	Channel	Frequency MHz	802.11 Protocol	Rate Mbps	Ant 1 Maximum Amplitude Level dBm	Ant 1 Duty Cycle Factor dB	MIMO Factor dB	Ant 1 PSD dBm
Lo	1	2412	n	7.2	-3.68	0.63	3.01	-0.04
Mid	6	2437	n	7.2	-3.91	0.63	3.01	-0.27
Hi	11	2462	n	7.2	-4.44	0.63	3.01	-0.80
Lo	1	2412	n	14.4	-2.81	1.14	3.01	1.34
Mid	6	2437	n	14.4	-2.76	1.14	3.01	1.39
Hi	11	2462	n	14.4	-4.2	1.14	3.01	-0.05
Lo	1	2412	n	21.7	-2.39	1.54	3.01	2.16
Mid	6	2437	n	21.7	-2.94	1.54	3.01	1.61
Hi	11	2462	n	21.7	-4.49	1.54	3.01	0.06
Lo	1	2412	n	28.9	-2.51	1.93	3.01	2.43
Mid	6	2437	n	28.9	-2.98	1.93	3.01	1.96
Hi	11	2462	n	28.9	-3.88	1.93	3.01	1.06
Lo	1	2412	n	43.3	-4.74	2.58	3.01	0.85
Mid	6	2437	n	43.3	-6.04	2.58	3.01	-0.45
Hi	11	2462	n	43.3	-6.12	2.58	3.01	-0.53
Lo	1	2412	n	57.8	-4.74	3.04	3.01	1.31
Mid	6	2437	n	57.8	-5.71	3.04	3.01	0.34
Hi	11	2462	n	57.8	-6.15	3.04	3.01	-0.10
Lo	1	2412	n	65	-6.27	3.24	3.01	-0.02
Mid	6	2437	n	65	-6.88	3.24	3.01	-0.63
Hi	11	2462	n	65	-8.15	3.24	3.01	-1.90
Lo	1	2412	n	72.7	-6.98	3.52	3.01	-0.45
Mid	6	2437	n	72.7	-7.44	3.52	3.01	-0.91
Hi	11	2462	n	72.7	-8.2	3.52	3.01	-1.67

PSD(dBm) = Maximum Amplitude Level (dBm) + Duty Cycle Correction Factor (dB) + MIMO factor

Checked By: MARK E. LONGINOTTI

Mark E. Longinotti

MANUFACTURER : HeathCo LLC
MODEL NUMBER : 5892
SERIAL NUMBER : D412BB0E84E4
TEST PERFORMED : Power Spectral Density
TEST DATE : May 9, 2016
TEST MODE : See below
PROTOCOL : 802.11n
POWER SETTING : 4
DATA RATE : See below
NOTES : 20MHz bandwidth
: Antenna Port 2

Lo/Mid/Hi	Channel	Frequency MHz	802.11 Protocol	Rate Mbps	Ant 2 Maximum Amplitude Level dBm	Ant 2 Duty Cycle Factor dB	MIMO Factor dB	Ant 2 PSD dBm
Lo	1	2412	n	7.2	-3.44	0.63	3.01	0.20
Mid	6	2437	n	7.2	-4.12	0.63	3.01	-0.48
Hi	11	2462	n	7.2	-4.47	0.63	3.01	-0.83
Lo	1	2412	n	14.4	-2.96	1.14	3.01	1.19
Mid	6	2437	n	14.4	-3.04	1.14	3.01	1.11
Hi	11	2462	n	14.4	-4.40	1.14	3.01	-0.25
Lo	1	2412	n	21.7	-3.61	1.54	3.01	0.94
Mid	6	2437	n	21.7	-3.11	1.54	3.01	1.44
Hi	11	2462	n	21.7	-4.14	1.54	3.01	0.41
Lo	1	2412	n	28.9	-3.01	1.93	3.01	1.93
Mid	6	2437	n	28.9	-3.44	1.93	3.01	1.50
Hi	11	2462	n	28.9	-4.36	1.93	3.01	0.58
Lo	1	2412	n	43.3	-4.83	2.58	3.01	0.76
Mid	6	2437	n	43.3	-5.31	2.58	3.01	0.28
Hi	11	2462	n	43.3	-4.53	2.58	3.01	1.06
Lo	1	2412	n	57.8	-5.14	3.04	3.01	0.91
Mid	6	2437	n	57.8	-5.76	3.04	3.01	0.29
Hi	11	2462	n	57.8	-6.34	3.04	3.01	-0.29
Lo	1	2412	n	65	-6.53	3.24	3.01	-0.28
Mid	6	2437	n	65	-6.75	3.24	3.01	-0.50
Hi	11	2462	n	65	-7.35	3.24	3.01	-1.10
Lo	1	2412	n	72.7	-6.90	3.52	3.01	-0.37
Mid	6	2437	n	72.7	-7.35	3.52	3.01	-0.82
Hi	11	2462	n	72.7	-7.99	3.52	3.01	-1.46

PSD(dBm) = Maximum Amplitude Level (dBm) + Duty Cycle Correction Factor (dB) + MIMO factor

Checked By: MARK E. LONGINOTTI

Mark E. Longinotti

MANUFACTURER : HeathCo LLC
MODEL NUMBER : 5892
SERIAL NUMBER : D412BB0E84E4
TEST PERFORMED : Power Spectral Density
TEST DATE : May 9, 2016
TEST MODE : See below
PROTOCOL : 802.11n
POWER SETTING : 4
DATA RATE : See below
NOTES : 40MHz bandwidth
: Antenna Port 1

Lo/Mid/Hi	Channel	Frequency MHz	802.11 Protocol	Rate Mbps	Ant 1 Maximum Amplitude Level dBm	Ant 1 Duty Cycle Factor dB	MIMO Factor dB	Ant 1 PSD dBm
Lo	3	2422	n	15	-6.22	1.15	3.01	-2.06
Mid	6	2437	n	15	-6.67	1.15	3.01	-2.51
Hi	9	2452	n	15	-7.04	1.15	3.01	-2.88
Lo	3	2422	n	30	-6.39	1.97	3.01	-1.41
Mid	6	2437	n	30	-7.84	1.97	3.01	-2.86
Hi	9	2452	n	30	-7.58	1.97	3.01	-2.60
Lo	3	2422	n	45	-6.26	2.61	3.01	-0.64
Mid	6	2437	n	45	-7.11	2.61	3.01	-1.49
Hi	9	2452	n	45	-7.55	2.61	3.01	-1.93
Lo	3	2422	n	60	-5.95	3.17	3.01	0.23
Mid	6	2437	n	60	-6.41	3.17	3.01	-0.23
Hi	9	2452	n	60	-6.80	3.17	3.01	-0.62
Lo	3	2422	n	90	-8.45	3.87	3.01	-1.57
Mid	6	2437	n	90	-8.83	3.87	3.01	-1.95
Hi	9	2452	n	90	-8.83	3.87	3.01	-1.95
Lo	3	2422	n	120	-8.27	4.44	3.01	-0.82
Mid	6	2437	n	120	-8.72	4.44	3.01	-1.27
Hi	9	2452	n	120	-8.72	4.44	3.01	-1.27
Lo	3	2422	n	135	-10.70	4.61	3.01	-3.08
Mid	6	2437	n	135	-11.47	4.61	3.01	-3.85
Hi	9	2452	n	135	-11.47	4.61	3.01	-3.85
Lo	3	2422	n	150	-10.54	4.90	3.01	-2.63
Mid	6	2437	n	150	-11.40	4.90	3.01	-3.49
Hi	9	2452	n	150	-11.40	4.90	3.01	-3.49

PSD(dBm) = Maximum Amplitude Level (dBm) + Duty Cycle Correction Factor (dB) + MIMO factor

Checked By: MARK E. LONGINOTTI

Mark E. Longinotti

MANUFACTURER : HeathCo LLC
MODEL NUMBER : 5892
SERIAL NUMBER : D412BB0E84E4
TEST PERFORMED : Power Spectral Density
TEST DATE : May 9, 2016
TEST MODE : See below
PROTOCOL : 802.11n
POWER SETTING : 4
DATA RATE : See below
NOTES : 40MHz bandwidth
: Antenna Port 2

Lo/Mid/Hi	Channel	Frequency MHz	802.11 Protocol	Rate Mbps	Ant 1 Maximum Amplitude Level dBm	Ant 2 Duty Cycle Factor dB	MIMO Factor dB	Ant 2 PSD dBm
Lo	3	2422	n	15	-8.04	1.15	3.01	-3.88
Mid	6	2437	n	15	-7.09	1.15	3.01	-2.93
Hi	9	2452	n	15	-7.83	1.15	3.01	-3.67
Lo	3	2422	n	30	-6.97	1.97	3.01	-1.99
Mid	6	2437	n	30	-7.93	1.97	3.01	-2.95
Hi	9	2452	n	30	-7.67	1.97	3.01	-2.69
Lo	3	2422	n	45	-7.04	2.61	3.01	-1.42
Mid	6	2437	n	45	-7.49	2.61	3.01	-1.87
Hi	9	2452	n	45	-7.70	2.61	3.01	-2.08
Lo	3	2422	n	60	-6.29	3.17	3.01	-0.11
Mid	6	2437	n	60	-6.89	3.17	3.01	-0.71
Hi	9	2452	n	60	-7.79	3.17	3.01	-1.61
Lo	3	2422	n	90	-8.77	3.87	3.01	-1.89
Mid	6	2437	n	90	-9.36	3.87	3.01	-2.48
Hi	9	2452	n	90	-9.44	3.87	3.01	-2.56
Lo	3	2422	n	120	-8.76	4.44	3.01	-1.31
Mid	6	2437	n	120	-9.44	4.44	3.01	-1.99
Hi	9	2452	n	120	-9.31	4.44	3.01	-1.86
Lo	3	2422	n	135	-9.72	4.61	3.01	-2.10
Mid	6	2437	n	135	-11.19	4.61	3.01	-3.57
Hi	9	2452	n	135	-11.30	4.61	3.01	-3.68
Lo	3	2422	n	150	-10.39	4.90	3.01	-2.48
Mid	6	2437	n	150	-11.16	4.90	3.01	-3.25
Hi	9	2452	n	150	-10.98	4.90	3.01	-3.07

PSD(dBm) = Maximum Amplitude Level (dBm) + Duty Cycle Correction Factor (dB) + MIMO factor

Checked By: MARK E. LONGINOTTI

Mark E. Longinotti

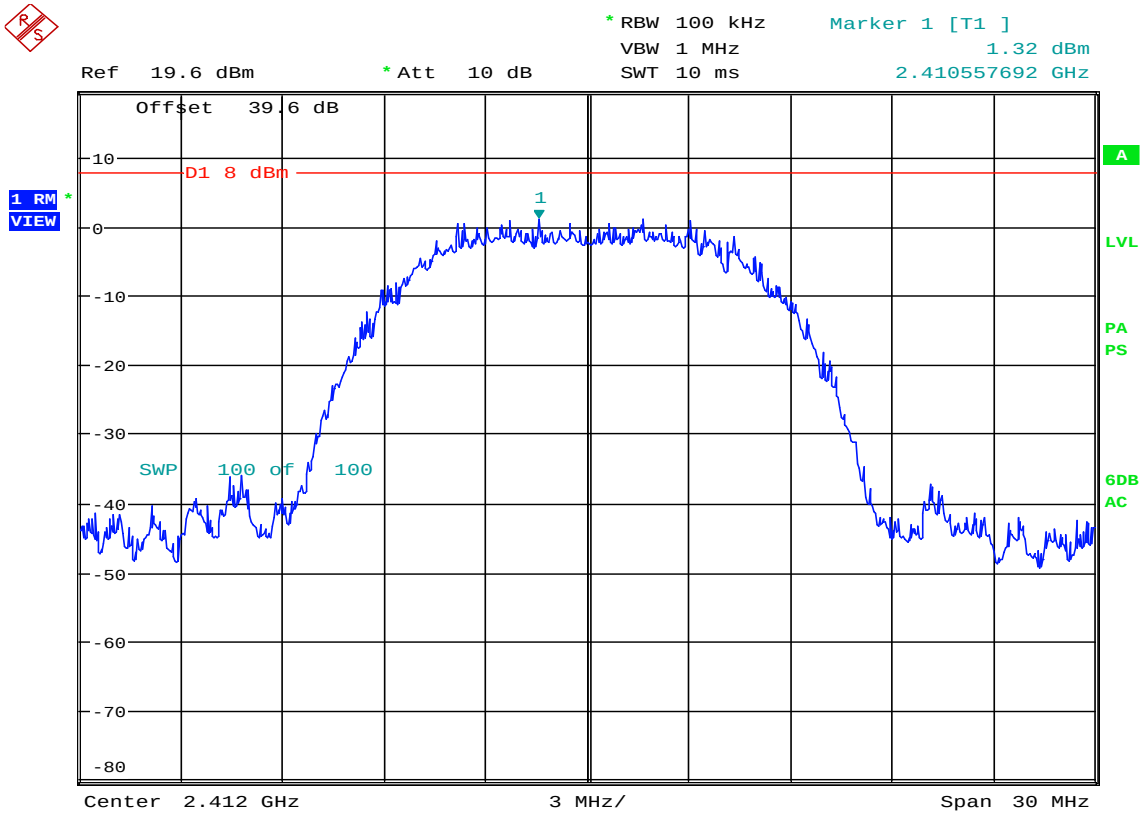

Date: 9.MAY.2016 09:13:53

FCC 15C 15.247 PSD

MANUFACTURER	:	HeathCo LLC.
MODEL NUMBER	:	5892
TEST MODE	:	Tx @ LOW CHANNEL
	:	RMS detector
NOTES	:	802.11 b 20 MHz
NOTES	:	5.5 Mbps
NOTES	:	

NOTES

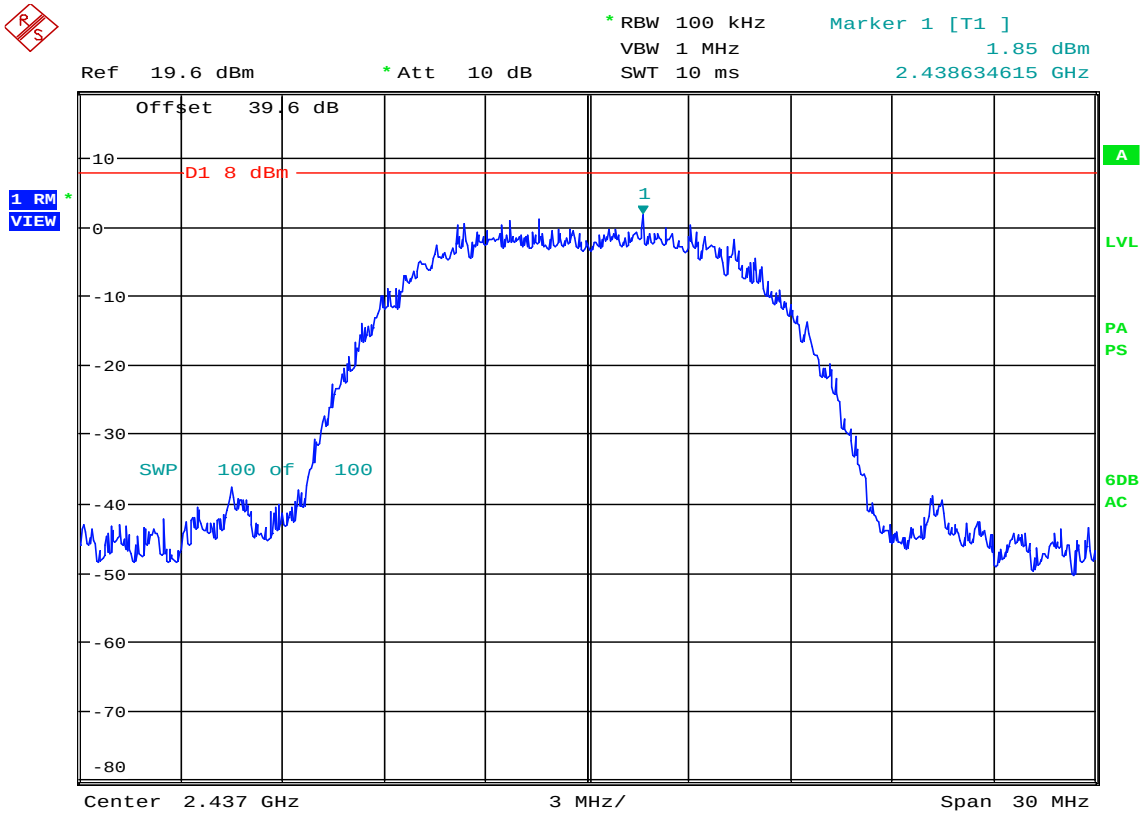

Date: 9.MAY.2016 09:34:25

FCC 15C 15.247 PSD

MANUFACTURER	:	HeathCo LLC.
MODEL NUMBER	:	5892
TEST MODE	:	Tx @ MID CHANNEL
	:	RMS detector
NOTES	:	802.11 b 20 MHz
NOTES	:	5.5 Mbps
NOTES	:	

NOTES

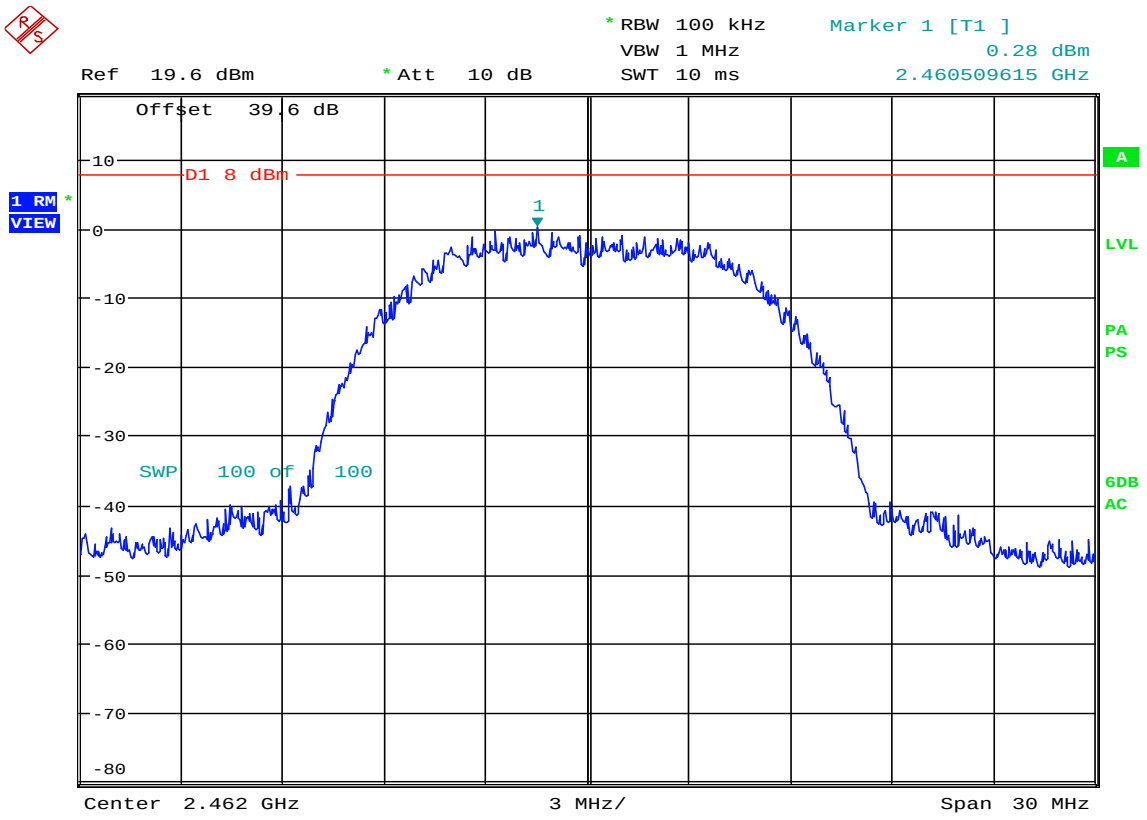

Date: 9.MAY.2016 09:43:31

FCC 15C 15.247 PSD

MANUFACTURER	:	HeathCo LLC.
MODEL NUMBER	:	5892
TEST MODE	:	Tx @ HIGH CHANNEL
	:	RMS detector
NOTES	:	802.11 b 20 MHz
NOTES	:	5.5 Mbps
NOTES	:	

NOTES

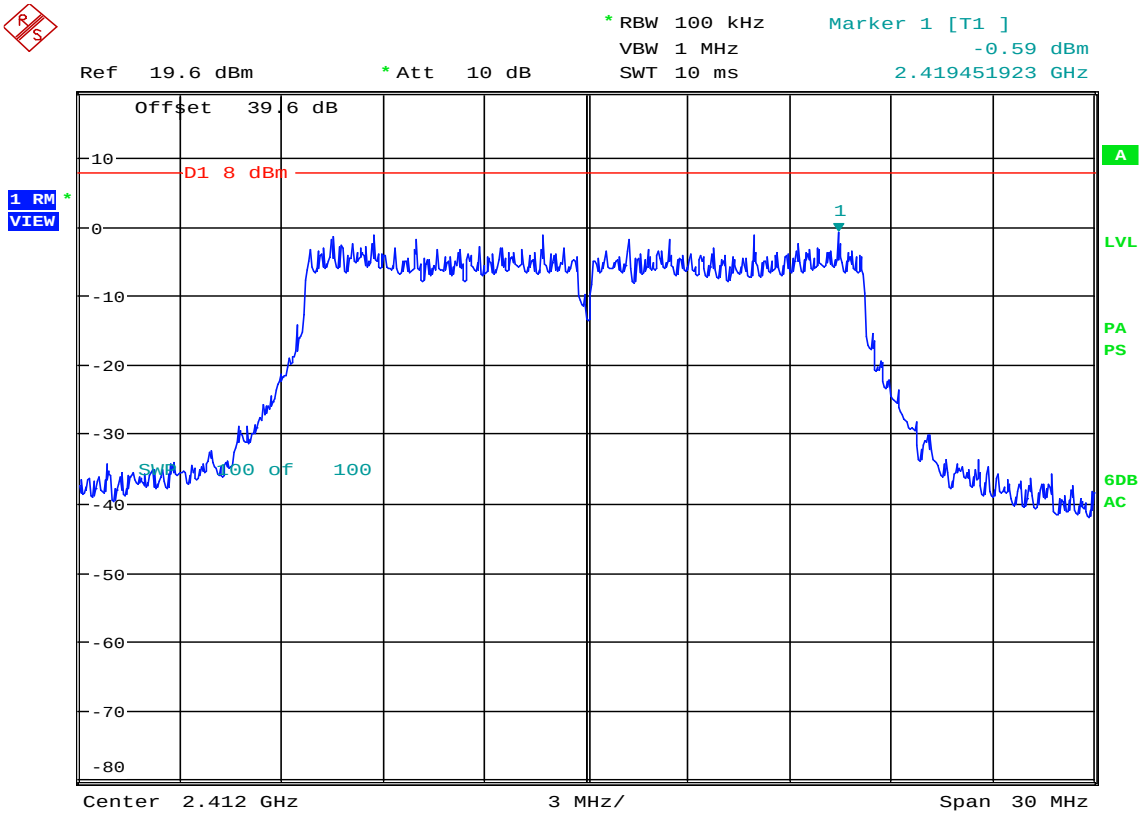

Date: 9.MAY.2016 10:34:43

FCC 15C 15.247 PSD

MANUFACTURER	:	HeathCo LLC.
MODEL NUMBER	:	5892
TEST MODE	:	Tx @ LOW CHANNEL
	:	RMS detector
NOTES	:	802.11 g 20 MHz
NOTES	:	6 Mbps
NOTES	:	

NOTES

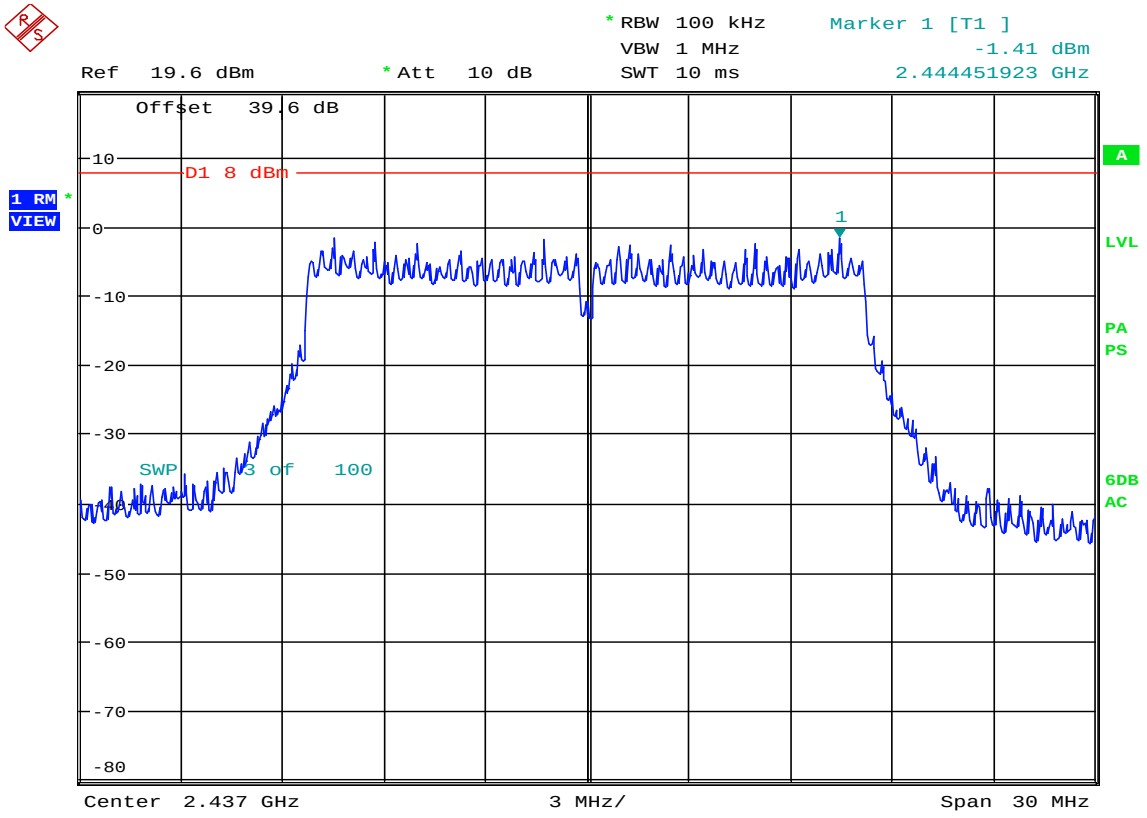

Date: 9.MAY.2016 10:50:48

FCC 15C 15.247 PSD

MANUFACTURER	:	HeathCo LLC.
MODEL NUMBER	:	5892
TEST MODE	:	Tx @ MID CHANNEL
	:	RMS detector
NOTES	:	802.11 g 20 MHz
NOTES	:	18 Mbps
NOTES	:	

NOTES

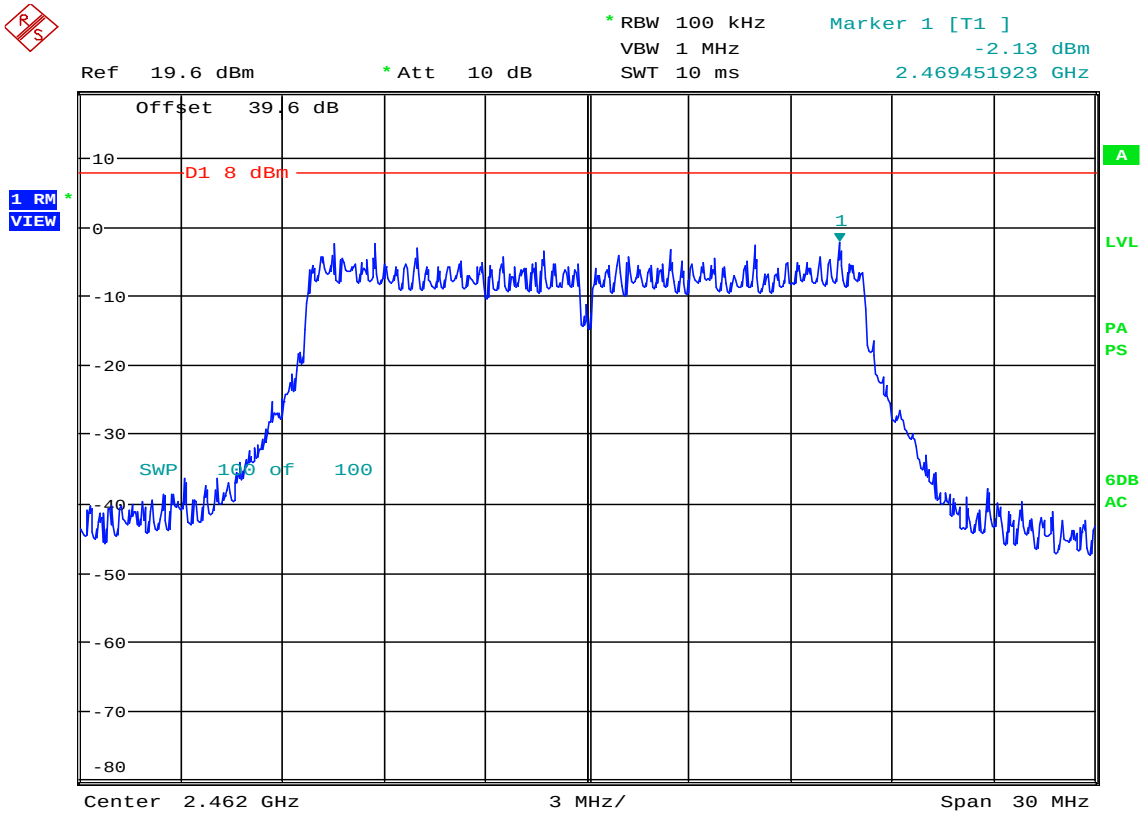

Date: 9.MAY.2016 10:57:58

FCC 15C 15.247 PSD

MANUFACTURER	:	HeathCo LLC.
MODEL NUMBER	:	5892
TEST MODE	:	Tx @ HIGH CHANNEL
	:	RMS detector
NOTES	:	802.11 g 20 MHz
NOTES	:	18 Mbps
NOTES	:	

NOTES

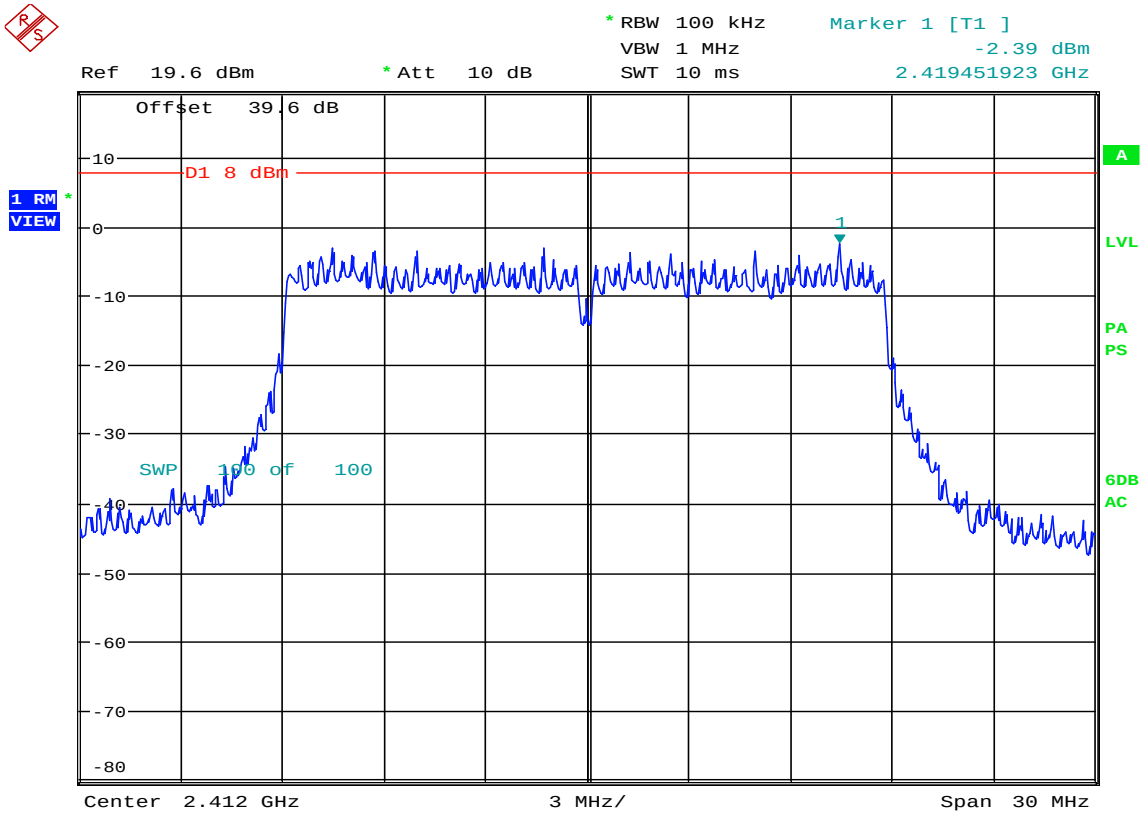

Date: 9.MAY.2016 12:35:01

FCC 15C 15.247 PSD

MANUFACTURER	:	HeathCo LLC.
MODEL NUMBER	:	5892
TEST MODE	:	Tx @ LOW CHANNEL
	:	RMS detector
NOTES	:	802.11 n 20 MHz
NOTES	:	21.7 Mbps
NOTES	:	ANT_1

NOTES

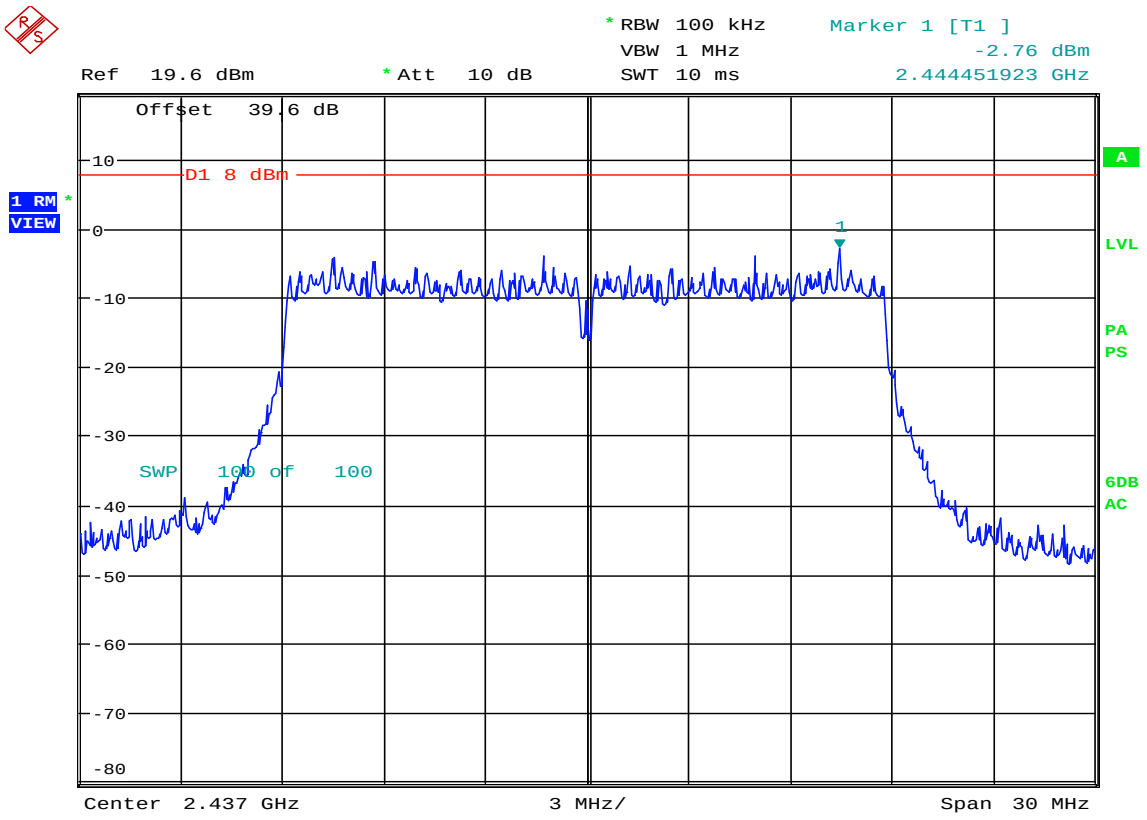

Date: 9.MAY.2016 12:31:24

FCC 15C 15.247 PSD

MANUFACTURER	:	HeathCo LLC.
MODEL NUMBER	:	5892
TEST MODE	:	Tx @ MID CHANNEL
	:	RMS detector
NOTES	:	802.11 n 20 MHz
NOTES	:	14.4 Mbps
NOTES	:	ANT_1

NOTES

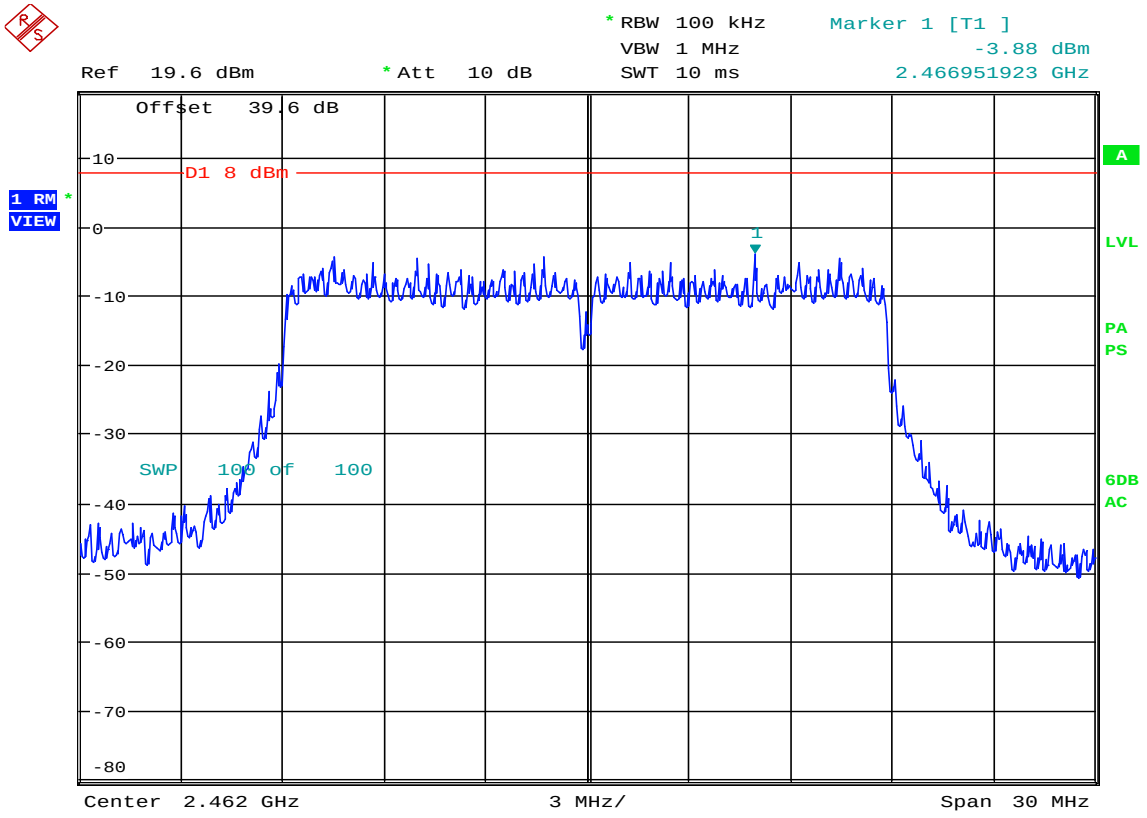

Date: 9.MAY.2016 12:27:53

FCC 15C 15.247 PSD

MANUFACTURER	:	HeathCo LLC.
MODEL NUMBER	:	5892
TEST MODE	:	Tx @ HIGH CHANNEL
	:	RMS detector
NOTES	:	802.11 n 20 MHz
NOTES	:	28.9 Mbps
NOTES	:	ANT_1

NOTES

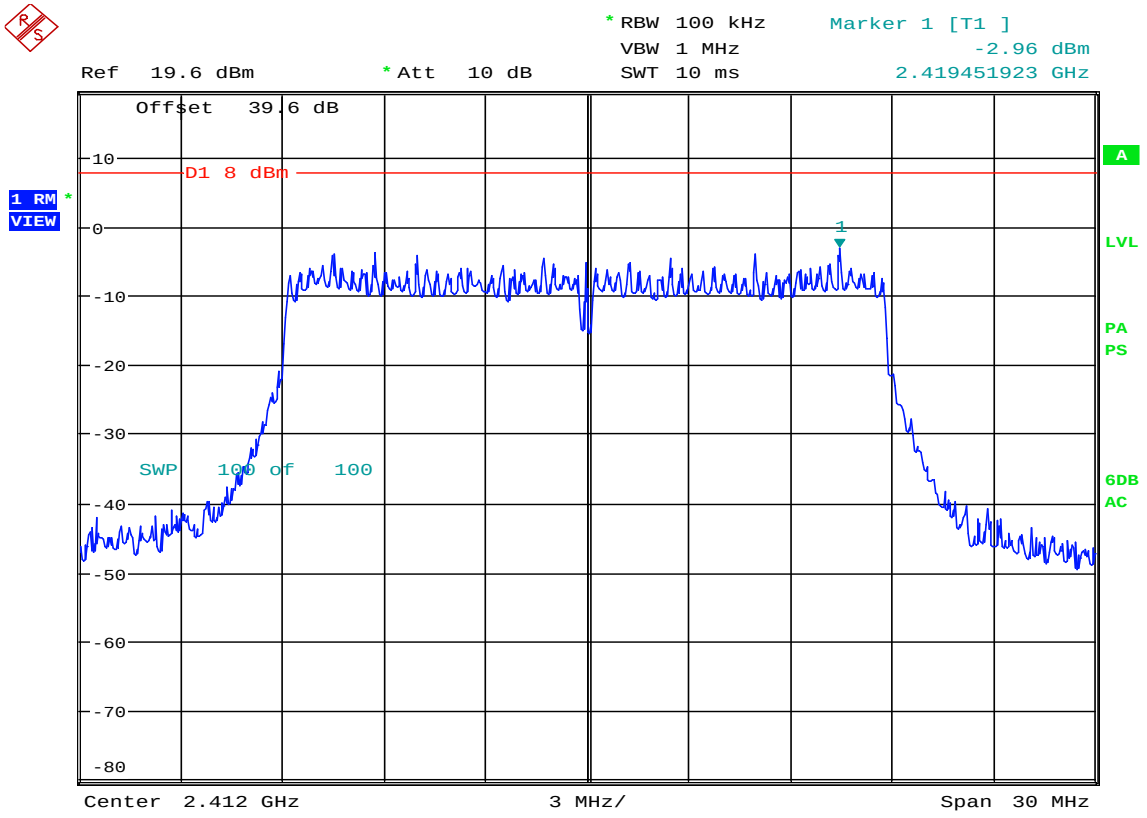

Date: 9.MAY.2016 12:52:00

FCC 15C 15.247 PSD

MANUFACTURER	:	HeathCo LLC.
MODEL NUMBER	:	5892
TEST MODE	:	Tx @ MID CHANNEL
	:	RMS detector
NOTES	:	802.11 n 20 MHz
NOTES	:	14.4Mbps
NOTES	:	ANT_2

NOTES

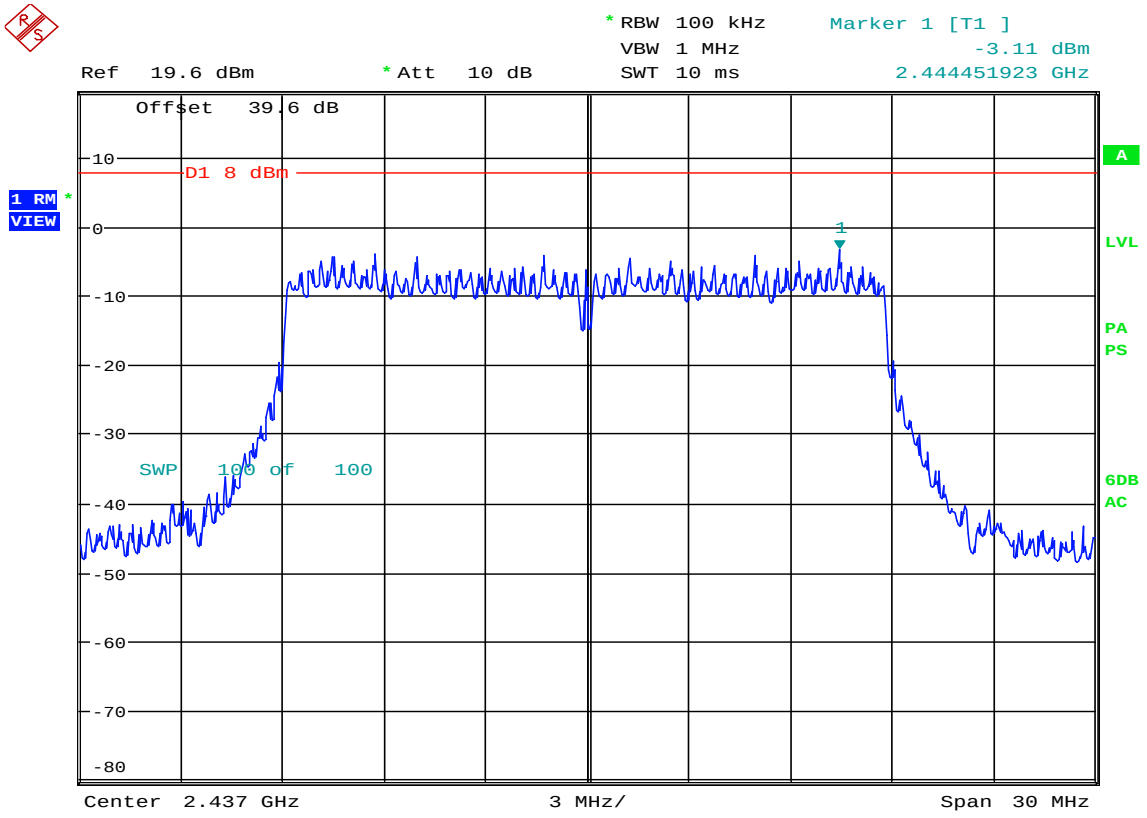

Date: 9.MAY.2016 13:03:08

FCC 15C 15.247 PSD

MANUFACTURER	:	HeathCo LLC.
MODEL NUMBER	:	5892
TEST MODE	:	Tx @ MID CHANNEL
	:	RMS detector
NOTES	:	802.11 n 20 MHz
NOTES	:	14.4Mbps
NOTES	:	ANT_2

NOTES

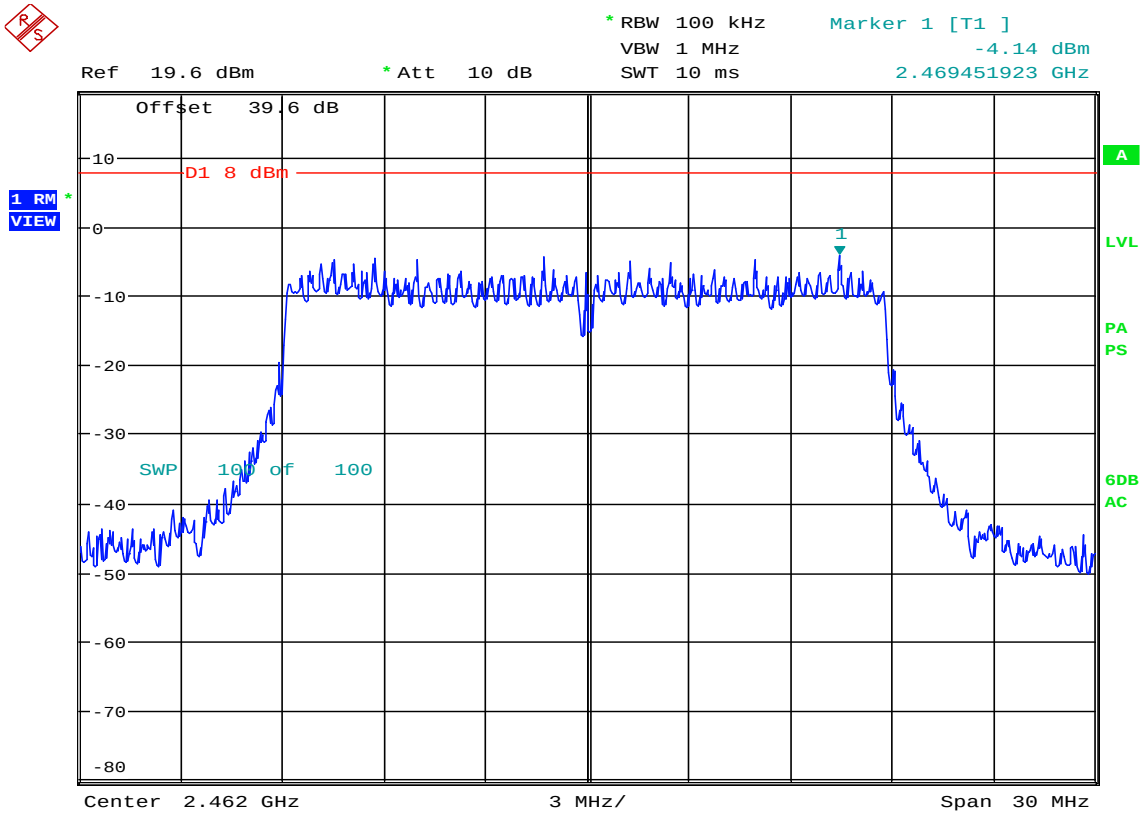

Date: 9.MAY.2016 13:22:31

CC 15C 15.247 PSD

MANUFACTURER	:	HeathCo LLC.
MODEL NUMBER	:	5892
TEST MODE	:	Tx @ HIGH CHANNEL
	:	RMS detector
NOTES	:	802.11 n 20 MHz
NOTES	:	21.7Mbps
NOTES	:	ANT_2

NOTES

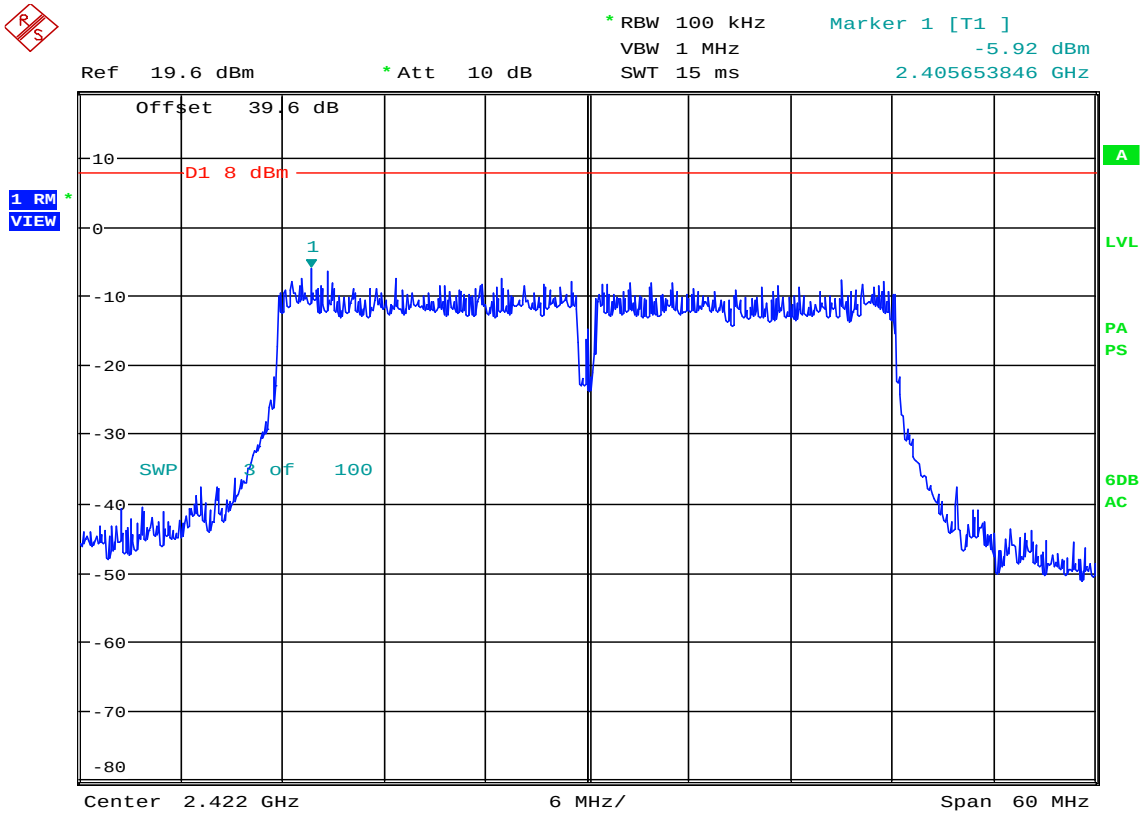

Date: 9.MAY.2016 14:36:36

15C 15.247 PSD

MANUFACTURER	:	HeathCo LLC.
MODEL NUMBER	:	5892
TEST MODE	:	Tx @ LOW CHANNEL
	:	RMS detector
NOTES	:	802.11 n 40 MHz
NOTES	:	60Mbps
NOTES	:	ANT_1

NOTES

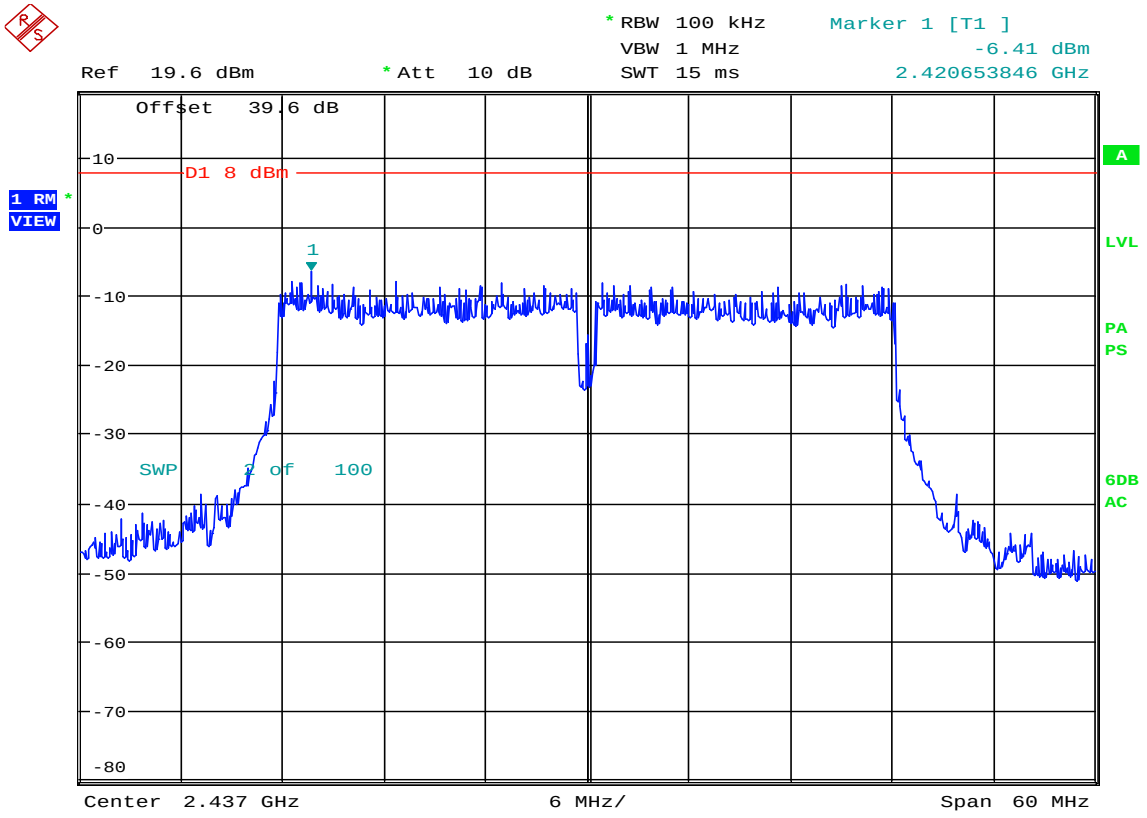

Date: 9.MAY.2016 14:49:56

15C 15.247 PSD

MANUFACTURER	:	HeathCo LLC.
MODEL NUMBER	:	5892
TEST MODE	:	Tx @ MID CHANNEL
	:	RMS detector
NOTES	:	802.11 n 40 MHz
NOTES	:	60Mbps
NOTES	:	ANT_1

NOTES

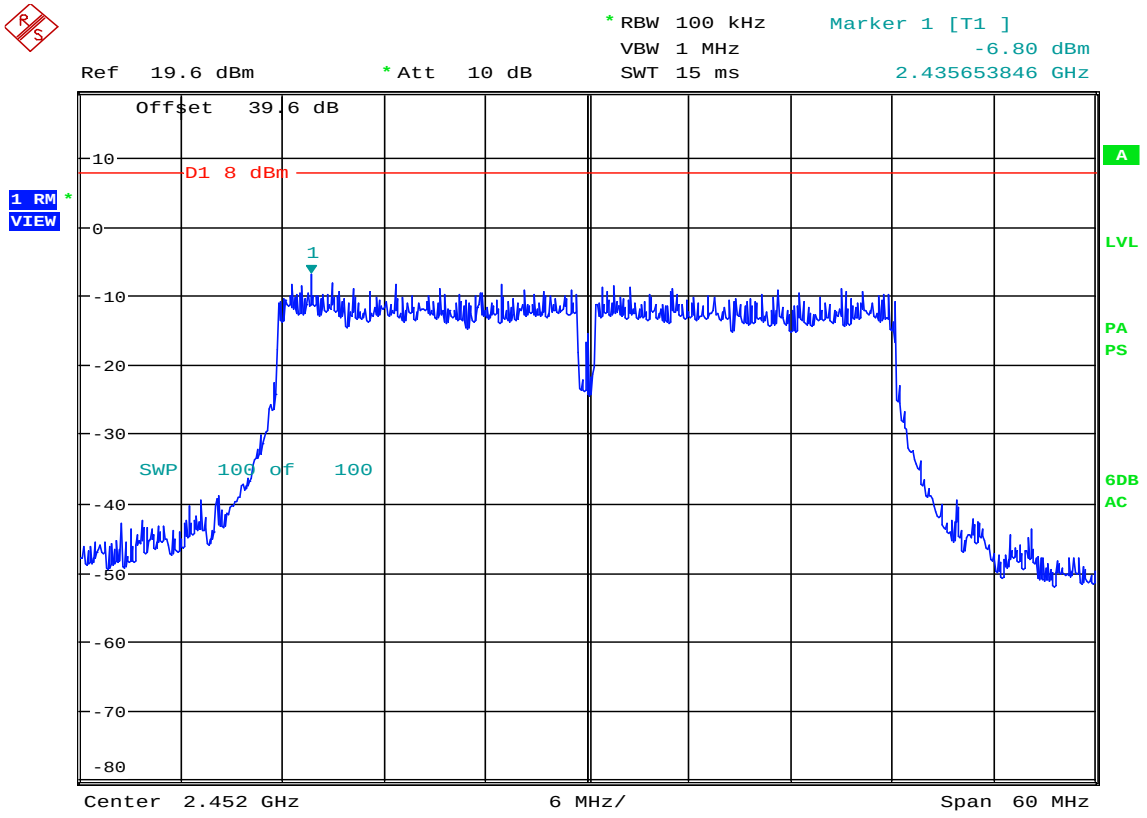

Date: 9.MAY.2016 14:54:35

15C 15.247 PSD

MANUFACTURER	:	HeathCo LLC.
MODEL NUMBER	:	5892
TEST MODE	:	Tx @ HIGH CHANNEL
	:	RMS detector
NOTES	:	802.11 n 40 MHz
NOTES	:	60Mbps
NOTES	:	ANT_1

NOTES

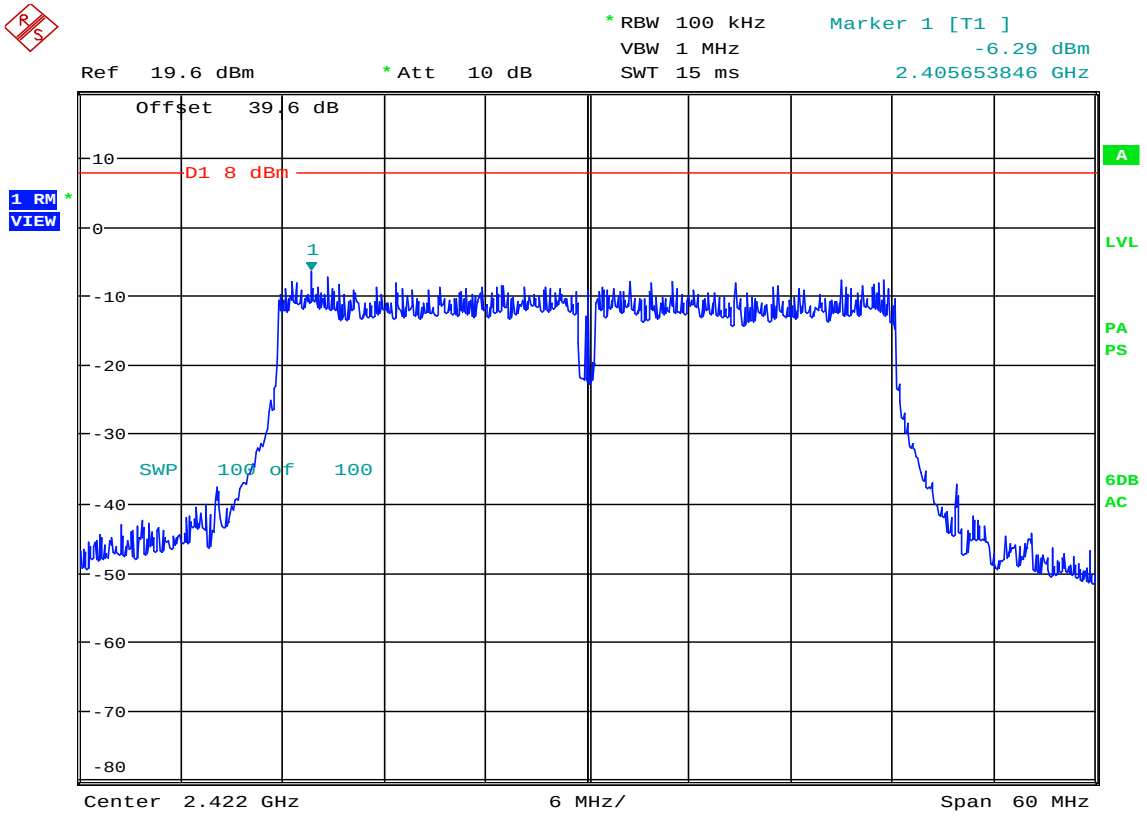

Date: 9.MAY.2016 14:04:10

15C 15.247 PSD

MANUFACTURER	:	HeathCo LLC.
MODEL NUMBER	:	5892
TEST MODE	:	Tx @ LOW CHANNEL
	:	RMS detector
NOTES	:	802.11 n 40 MHz
NOTES	:	60Mbps
NOTES	:	ANT_2

NOTES

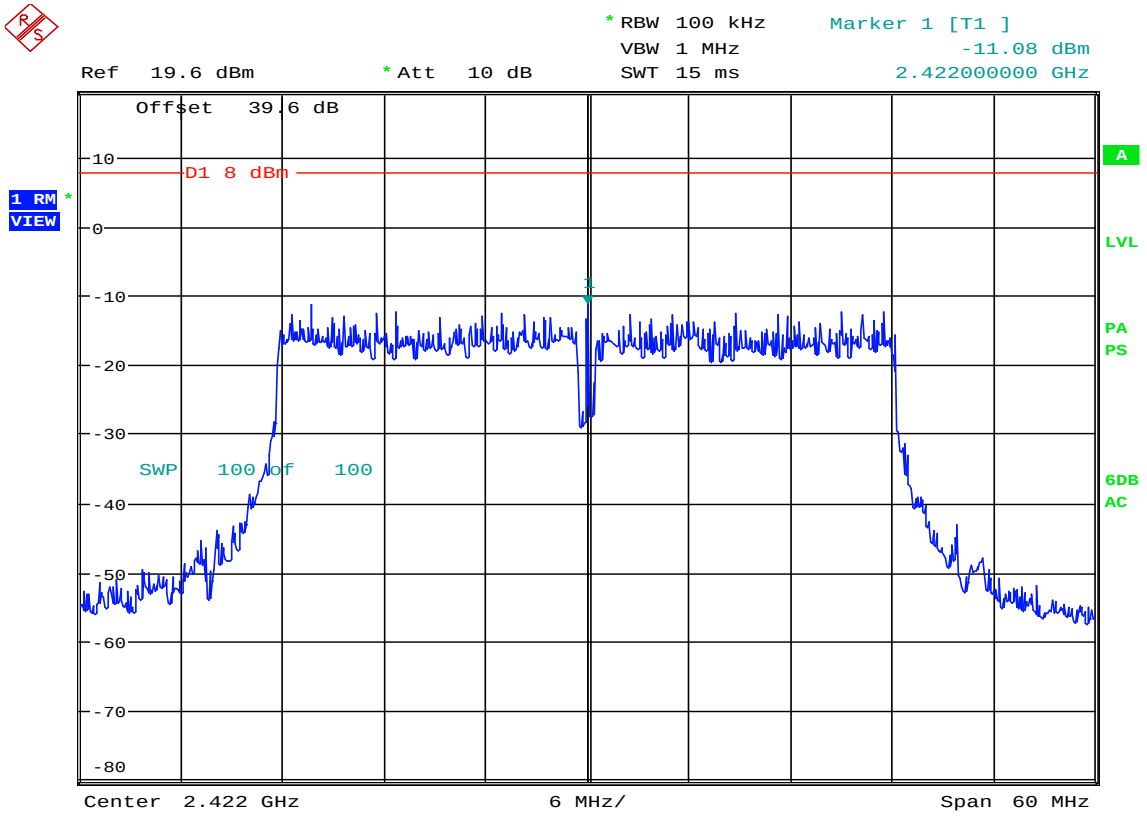

Date: 9.MAY.2016 14:06:58

15C 15.247 PSD

MANUFACTURER	:	HeathCo LLC.
MODEL NUMBER	:	5892
TEST MODE	:	Tx @ LOW CHANNEL
	:	RMS detector
NOTES	:	802.11 n 40 MHz
NOTES	:	120Mbps
NOTES	:	ANT_2

NOTES

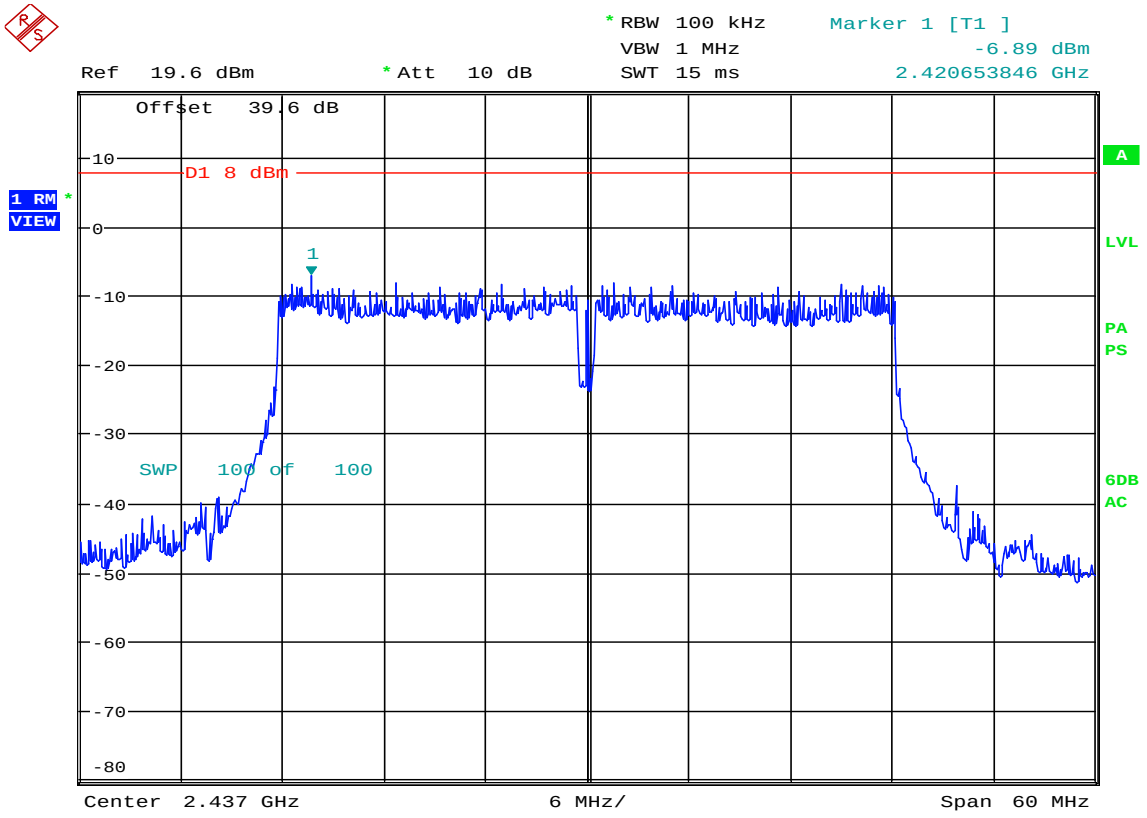

Date: 9.MAY.2016 14:13:34

15C 15.247 PSD

MANUFACTURER	:	HeathCo LLC.
MODEL NUMBER	:	5892
TEST MODE	:	Tx @ MID CHANNEL
	:	RMS detector
NOTES	:	802.11 n 40 MHz
NOTES	:	60Mbps
NOTES	:	ANT_2

NOTES

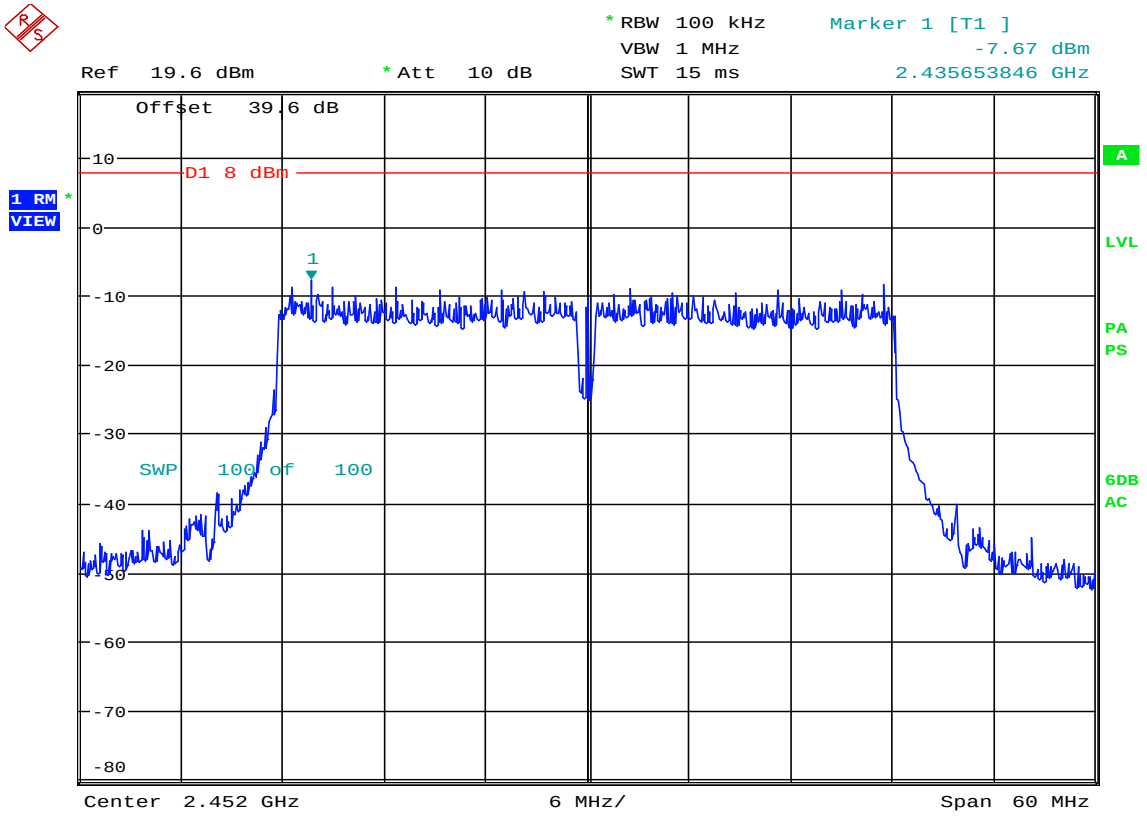

Date: 9.MAY.2016 14:29:49

15C 15.247 PSD

MANUFACTURER	:	HeathCo LLC.
MODEL NUMBER	:	5892
TEST MODE	:	Tx @ HIGH CHANNEL
	:	RMS detector
NOTES	:	802.11 n 40 MHz
NOTES	:	30Mbps
NOTES	:	ANT_2

NOTES