802.11ac_80MHz_Chain0_5210MHz

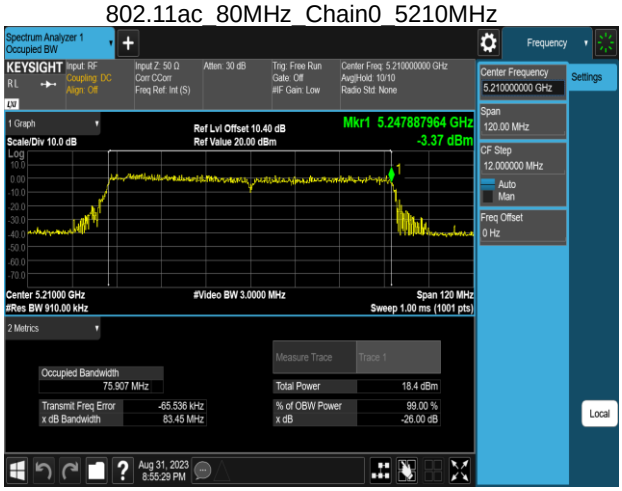

802.11ac_80MHz_Chain0_5610MHz

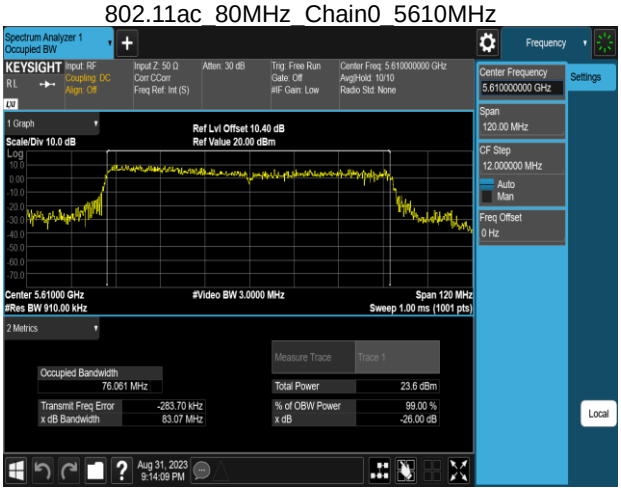

802.11ac_80MHz_Chain0_5290MHz

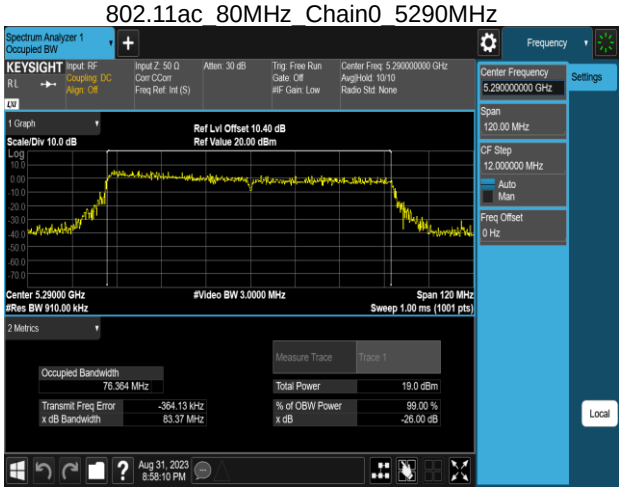

802.11ac_80MHz_Chain0_5775MHz

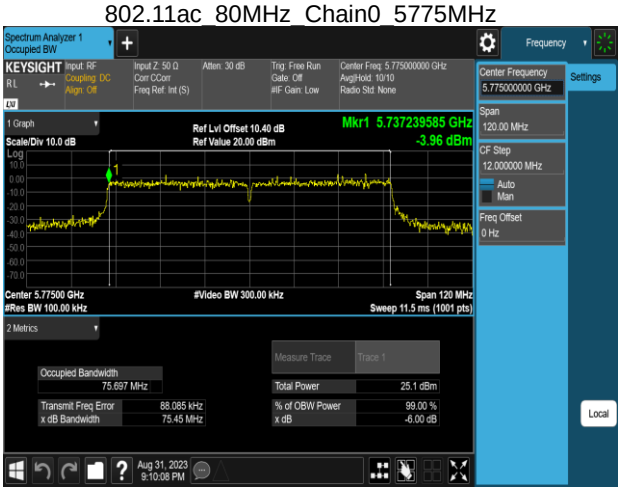

802.11ac_80MHz_Chain0_5530MHz

802.11ac_80MHz_Chain1_5210MHz

This document cannot be reproduced except in full, without prior written approval of the Company. 本報告未經本公司書面許可，不可部份複製。

802.11ac_80MHz_Chain1_5290MHz

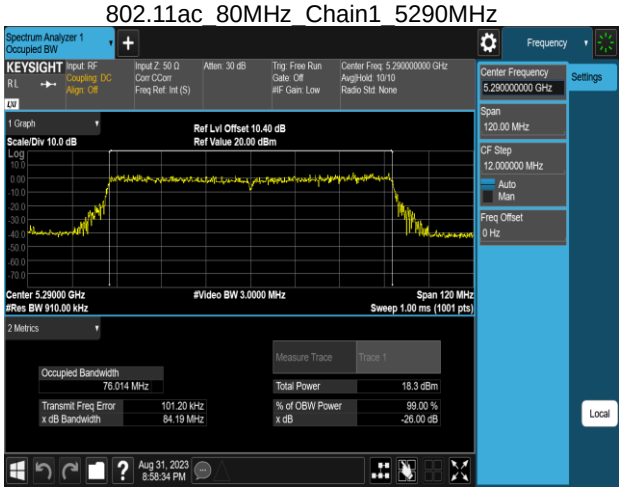

802.11ac_80MHz_Chain1_5775MHz

802.11ac_80MHz_Chain1_5530MHz

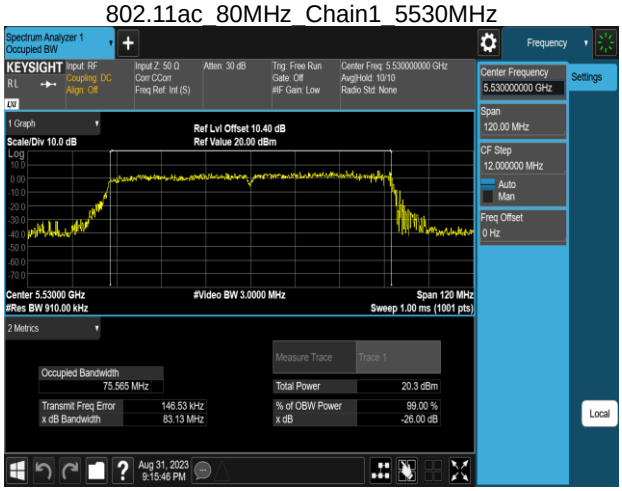

802.11ax_20MHz_Chain0_5180MHz

802.11ac_80MHz_Chain1_5610MHz

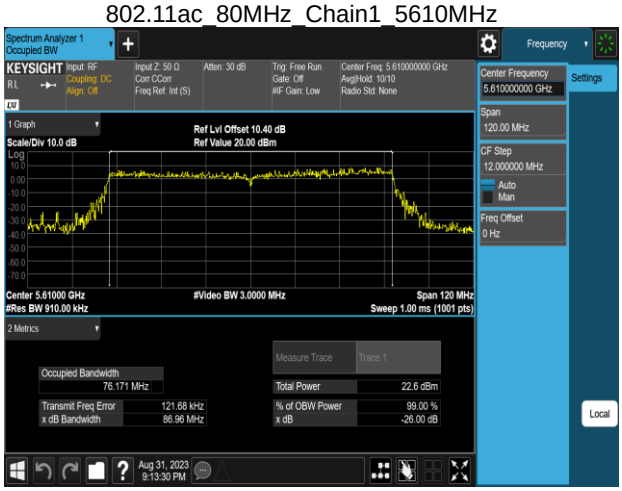

802.11ax_20MHz_Chain0_5220MHz

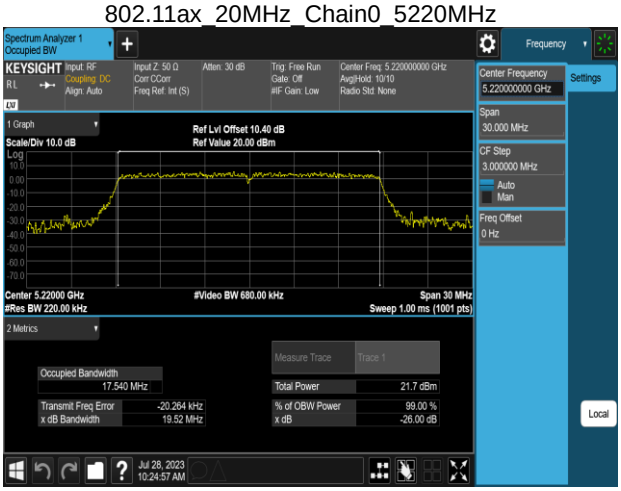

This document cannot be reproduced except in full, without prior written approval of the Company. 本報告未經本公司書面許可，不可部份複製。

802.11ax_20MHz_Chain0_5240MHz

802.11ax_20MHz_Chain0_5320MHz

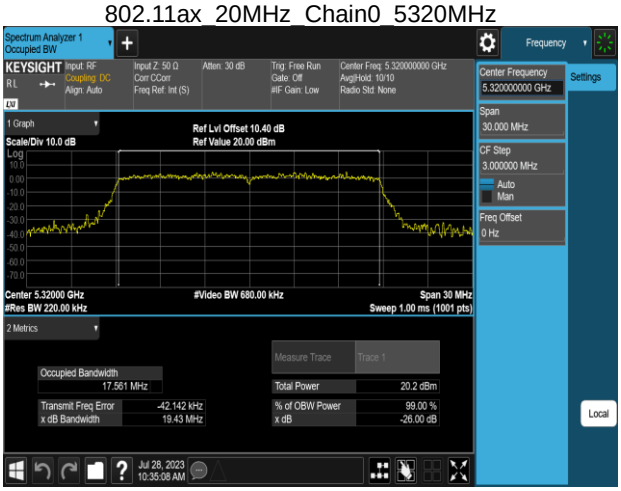

802.11ax_20MHz_Chain0_5260MHz

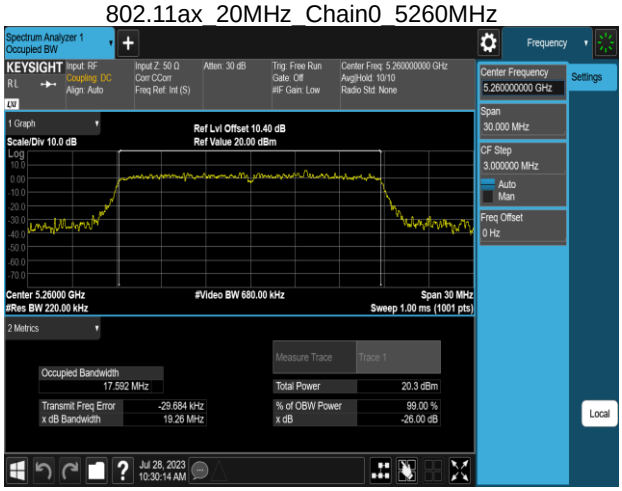

802.11ax_20MHz_Chain0_5500MHz

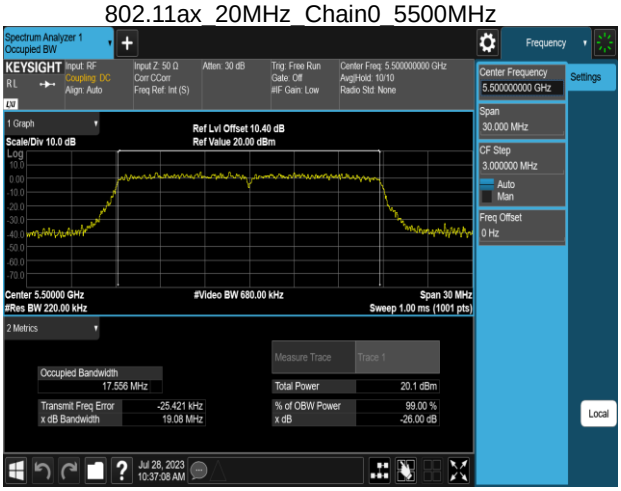

802.11ax_20MHz_Chain0_5300MHz

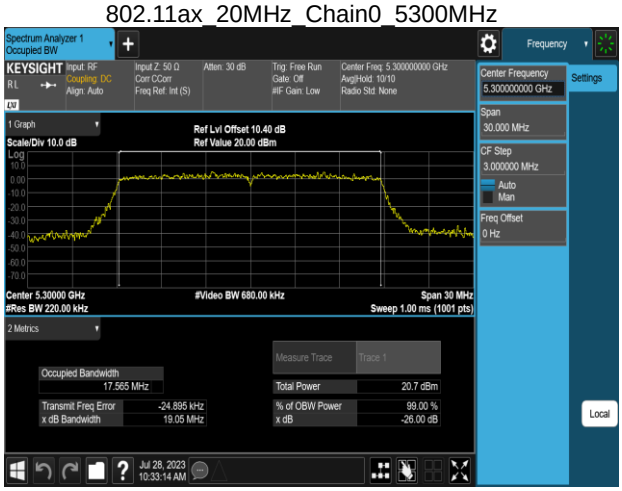

802.11ax_20MHz_Chain0_5580MHz

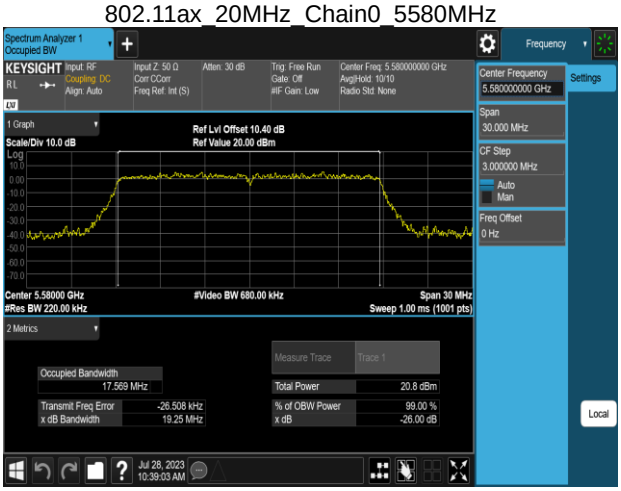

This document cannot be reproduced except in full, without prior written approval of the Company. 本報告未經本公司書面許可，不可部份複製。

802.11ax_20MHz_Chain0_5700MHz

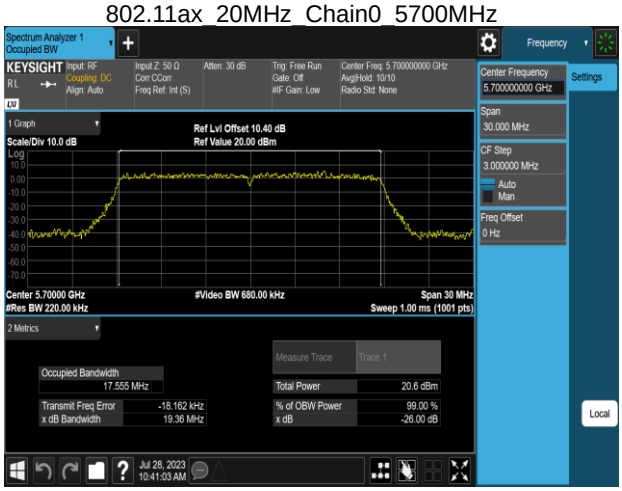

802.11ax_20MHz_Chain0_5825MHz

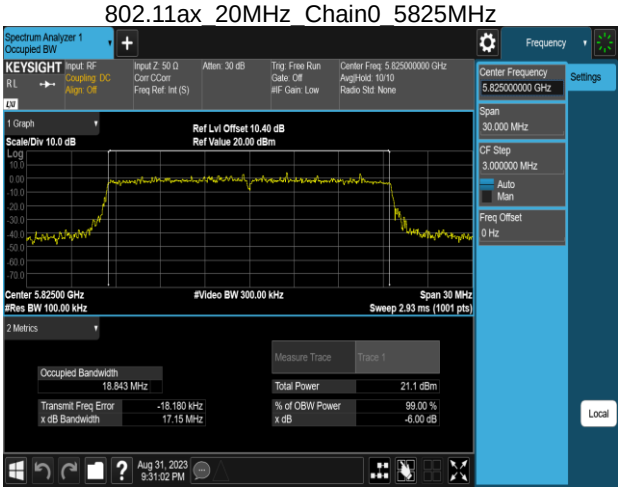

802.11ax_20MHz_Chain0_5745MHz

802.11ax_20MHz_Chain1_5180MHz

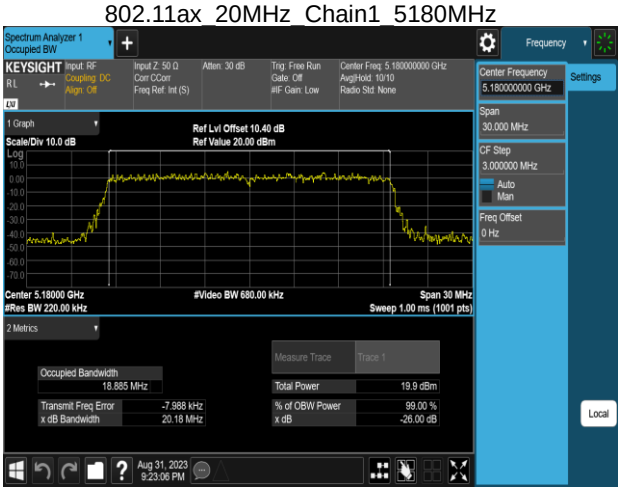

802.11ax_20MHz_Chain0_5785MHz

802.11ax_20MHz_Chain1_5220MHz

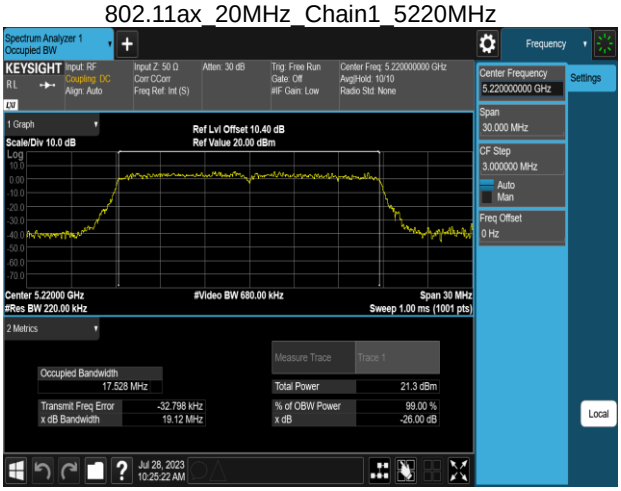

This document cannot be reproduced except in full, without prior written approval of the Company. 本報告未經本公司書面許可，不可部份複製。

802.11ax_20MHz_Chain1_5240MHz

802.11ax_20MHz_Chain1_5320MHz

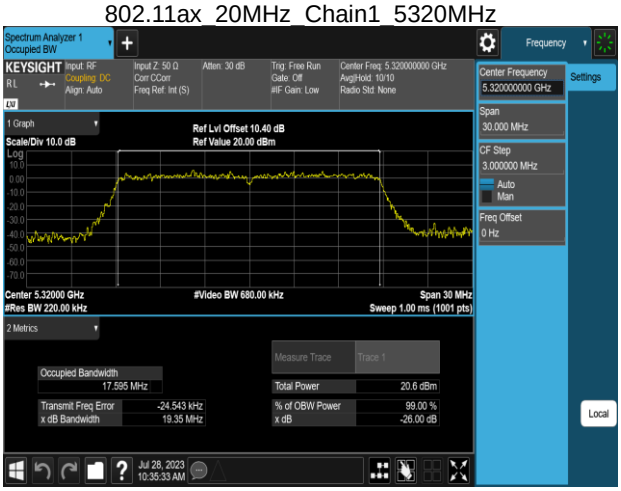

802.11ax_20MHz_Chain1_5260MHz

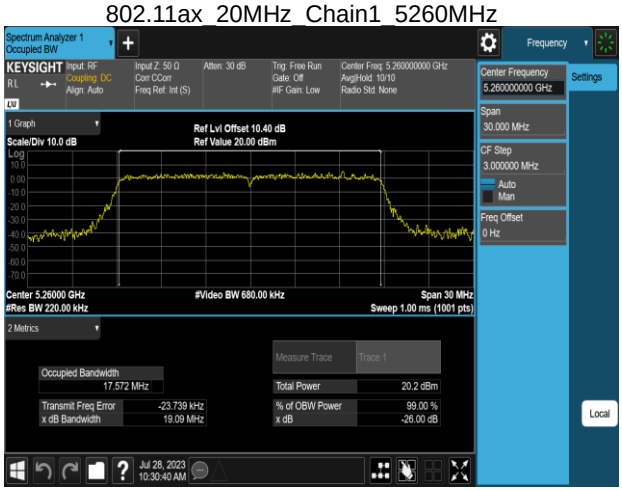

802.11ax_20MHz_Chain1_5500MHz

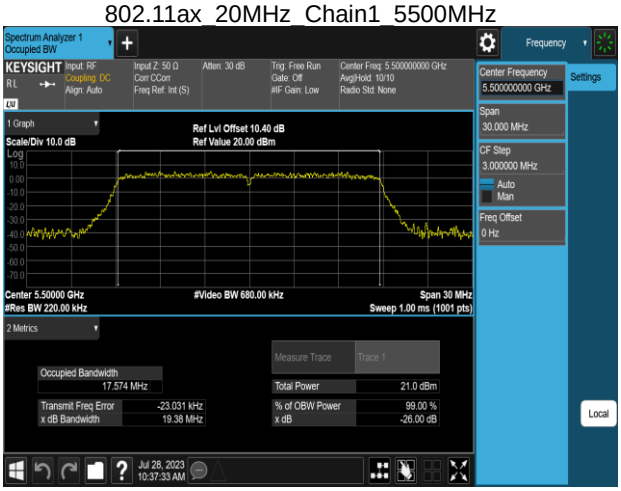

802.11ax_20MHz_Chain1_5300MHz

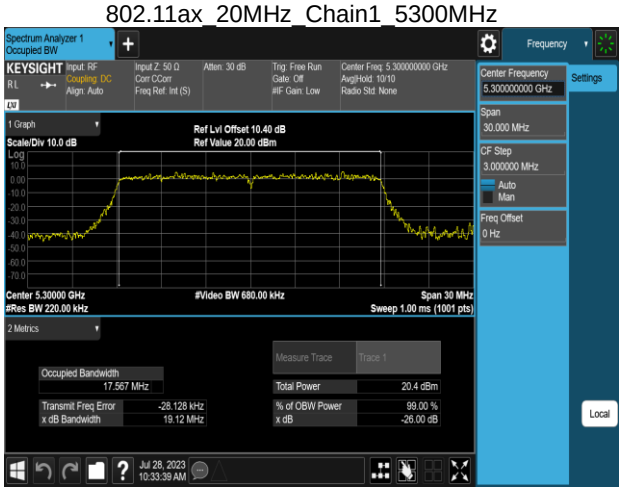

802.11ax_20MHz_Chain1_5580MHz

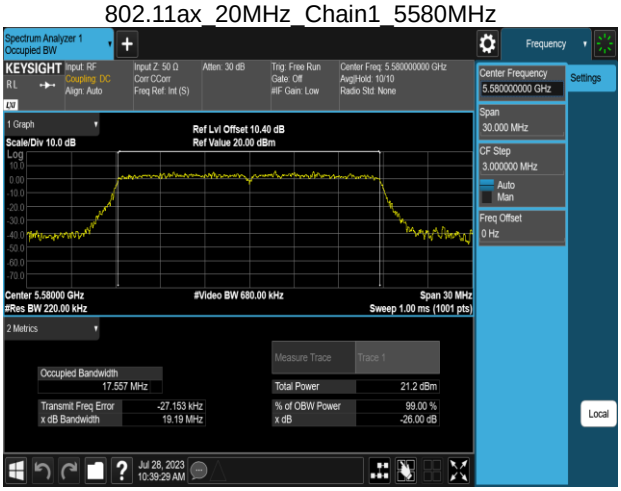

This document cannot be reproduced except in full, without prior written approval of the Company. 本報告未經本公司書面許可，不可部份複製。

802.11ax_20MHz_Chain1_5700MHz

802.11ax_20MHz_Chain1_5825MHz

802.11ax_20MHz_Chain1_5745MHz

802.11ax_40MHz_Chain0_5190MHz

802.11ax_20MHz_Chain1_5785MHz

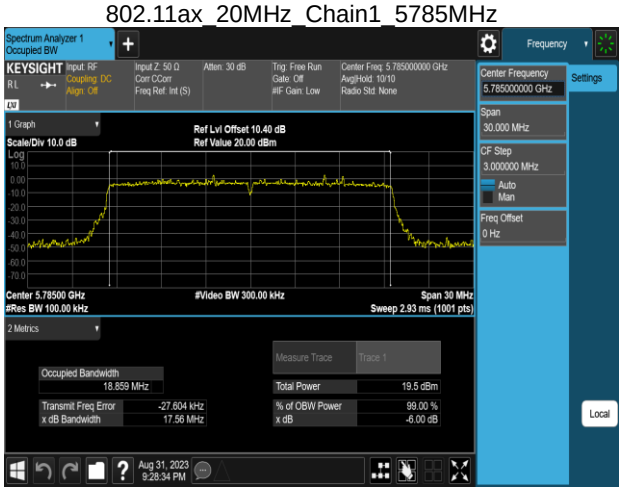

802.11ax_40MHz_Chain0_5230MHz

This document cannot be reproduced except in full, without prior written approval of the Company. 本報告未經本公司書面許可，不可部份複製。

802.11ax_40MHz_Chain0_5270MHz

802.11ax_40MHz_Chain0_5550MHz

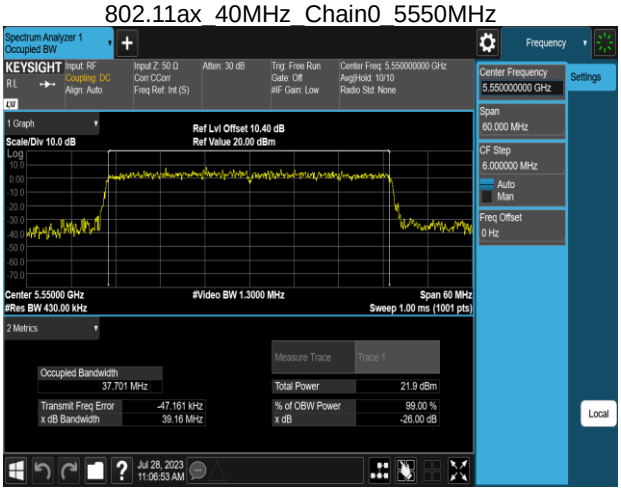

802.11ax_40MHz_Chain0_5310MHz

802.11ax_40MHz_Chain0_5670MHz

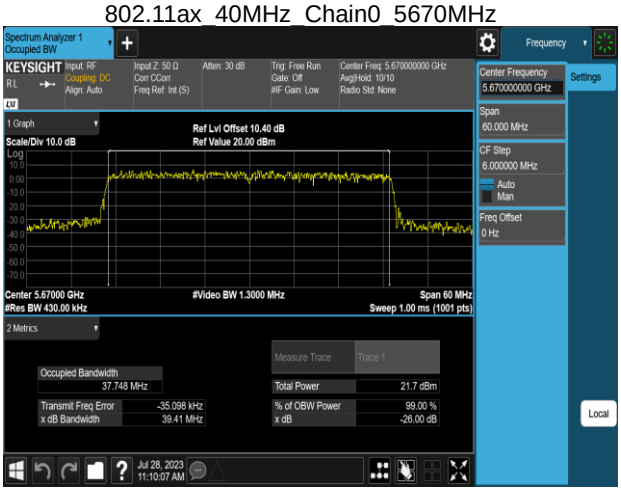

802.11ax_40MHz_Chain0_5510MHz

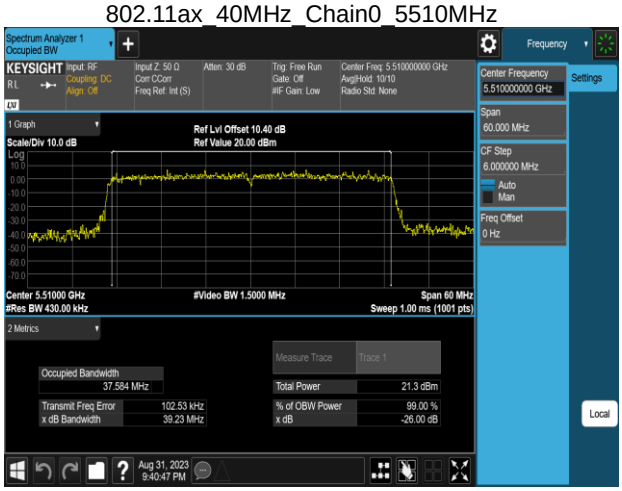

802.11ax_40MHz_Chain0_5755MHz

This document cannot be reproduced except in full, without prior written approval of the Company. 本報告未經本公司書面許可，不可部份複製。

802.11ax_40MHz_Chain0_5795MHz

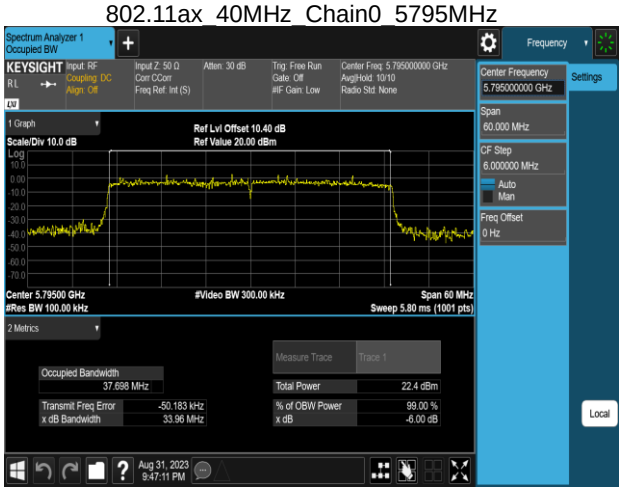

802.11ax_40MHz_Chain1_5270MHz

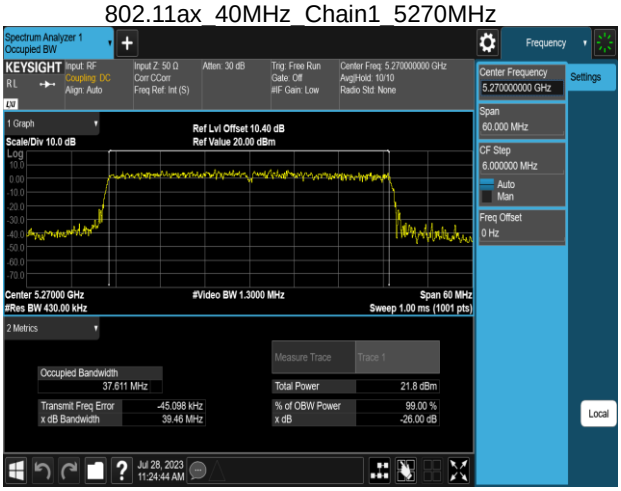

802.11ax_40MHz_Chain1_5190MHz

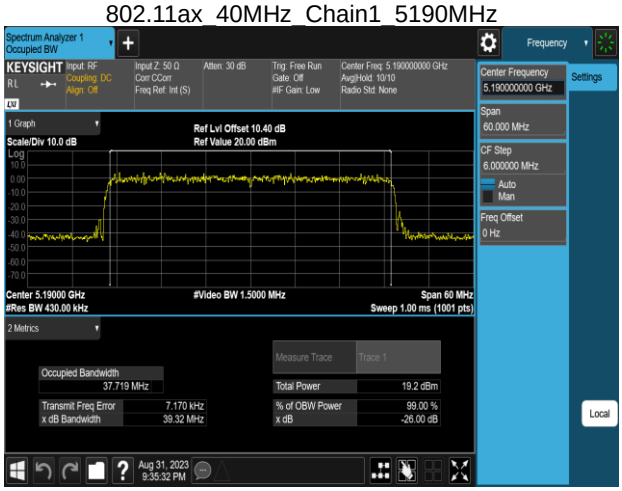

802.11ax_40MHz_Chain1_5310MHz

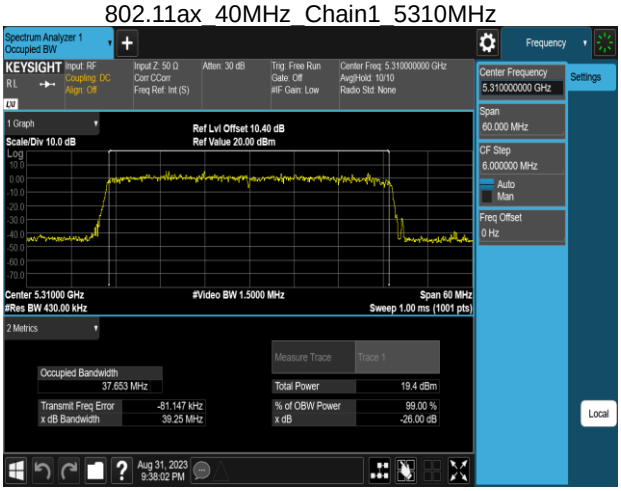

802.11ax_40MHz_Chain1_5230MHz

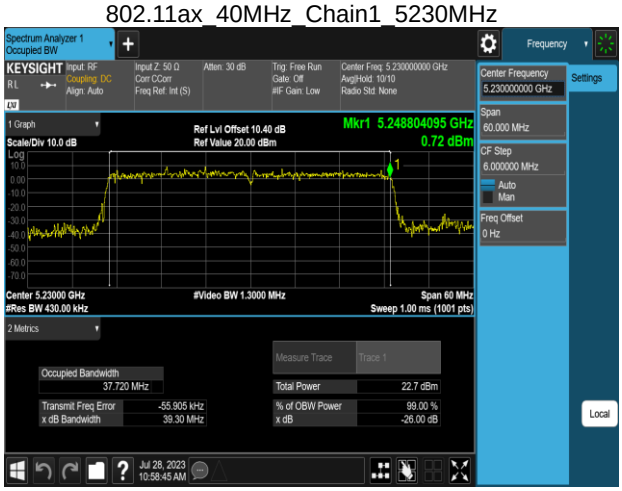

802.11ax_40MHz_Chain1_5510MHz

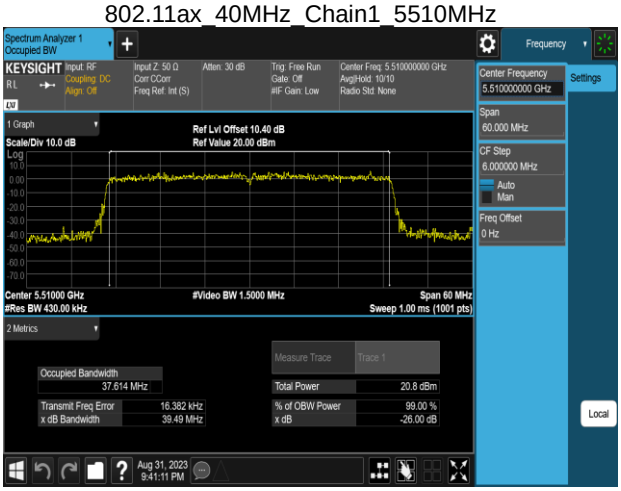

This document cannot be reproduced except in full, without prior written approval of the Company. 本報告未經本公司書面許可，不可部份複製。

802.11ax_40MHz_Chain1_5550MHz

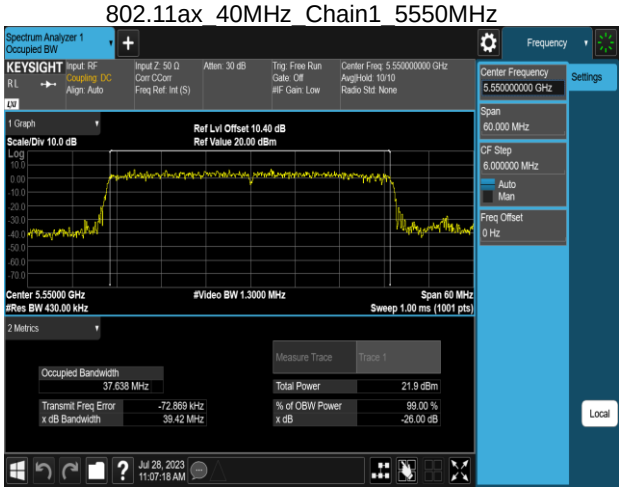

802.11ax_40MHz_Chain1_5795MHz

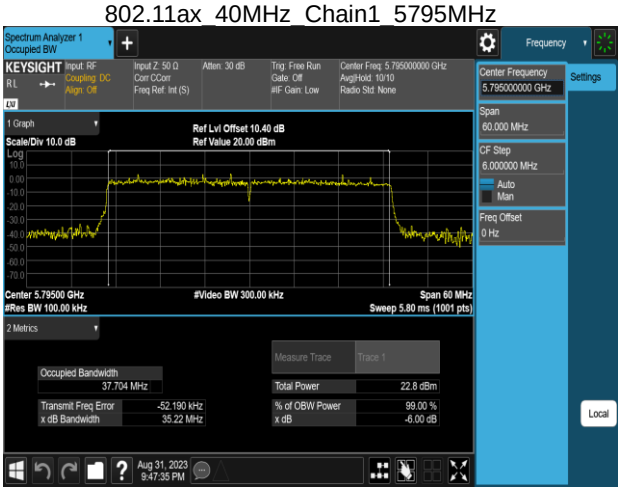

802.11ax_40MHz_Chain1_5670MHz

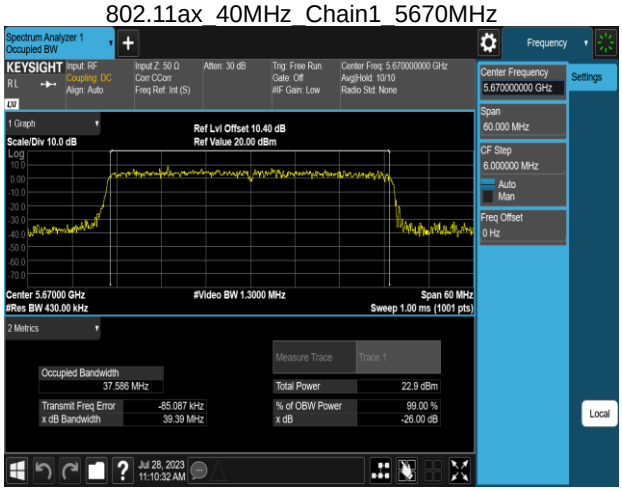

802.11ax_80MHz_Chain0_5210MHz

802.11ax_40MHz_Chain1_5755MHz

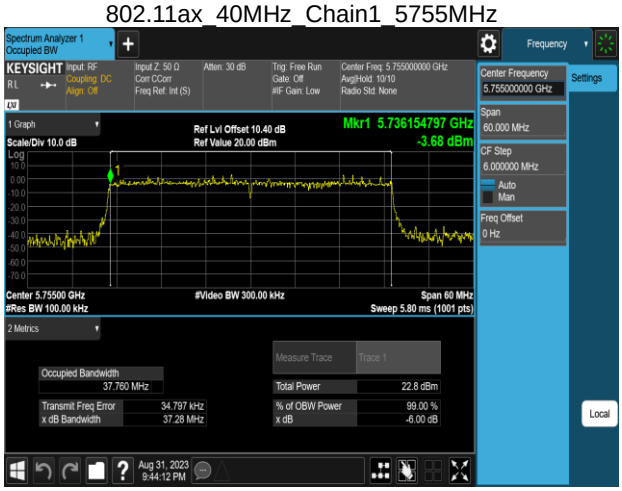

802.11ax_80MHz_Chain0_5290MHz

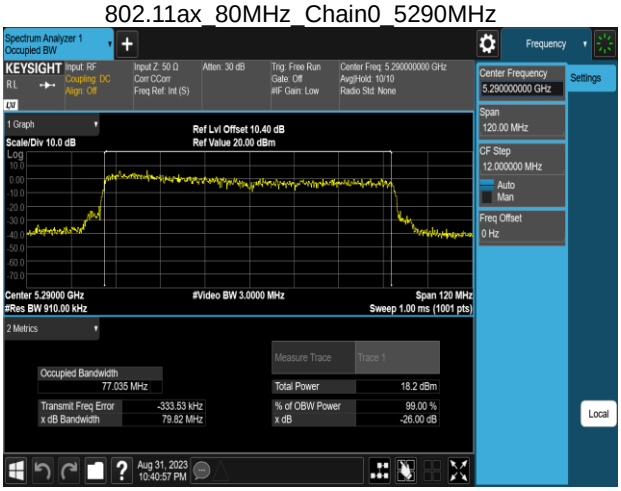

This document cannot be reproduced except in full, without prior written approval of the Company. 本報告未經本公司書面許可，不可部份複製。

802.11ax_80MHz_Chain0_5530MHz

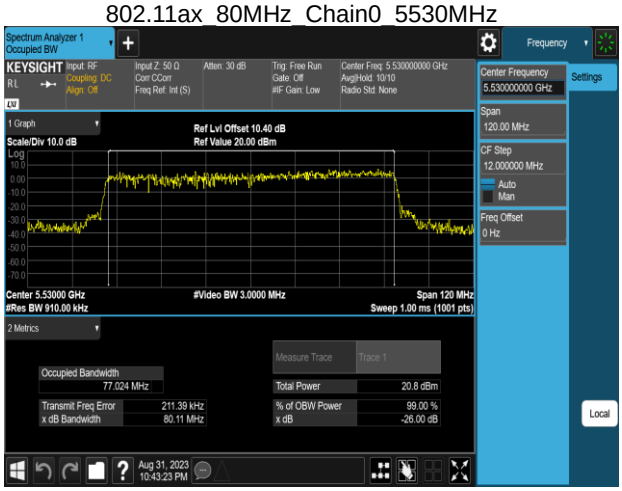

802.11ax_80MHz_Chain1_5210MHz

802.11ax_80MHz_Chain0_5610MHz

802.11ax_80MHz_Chain1_5290MHz

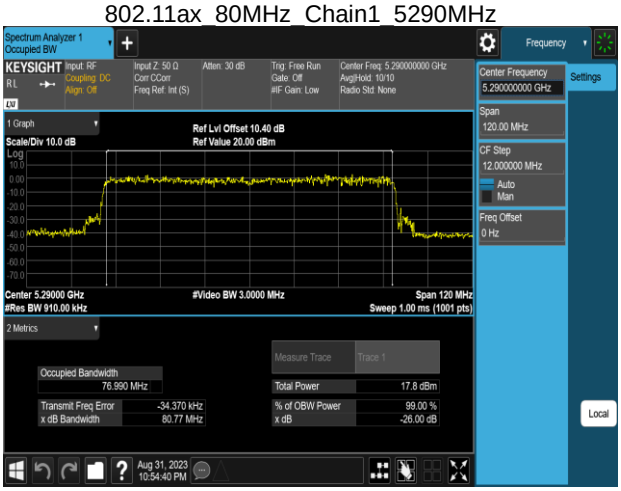

802.11ax_80MHz_Chain0_5775MHz

802.11ax_80MHz_Chain1_5530MHz

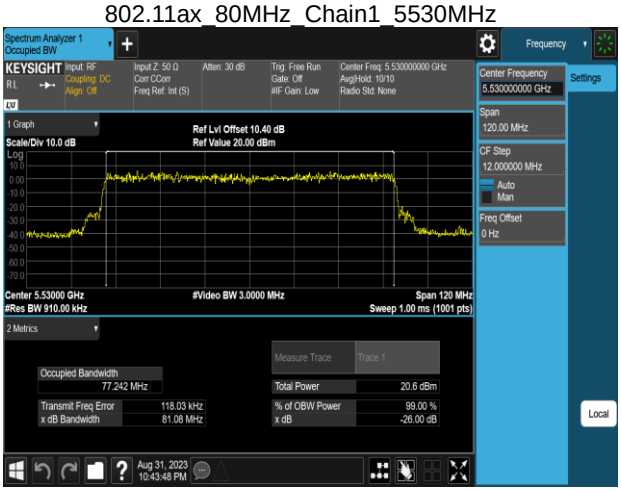

This document cannot be reproduced except in full, without prior written approval of the Company. 本報告未經本公司書面許可，不可部份複製。

802.11ax_80MHz_Chain1_5610MHz

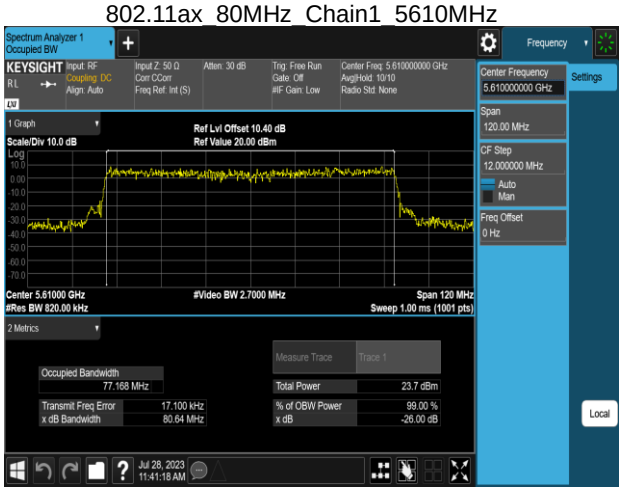

802.11ax_80MHz_Chain1_5775MHz

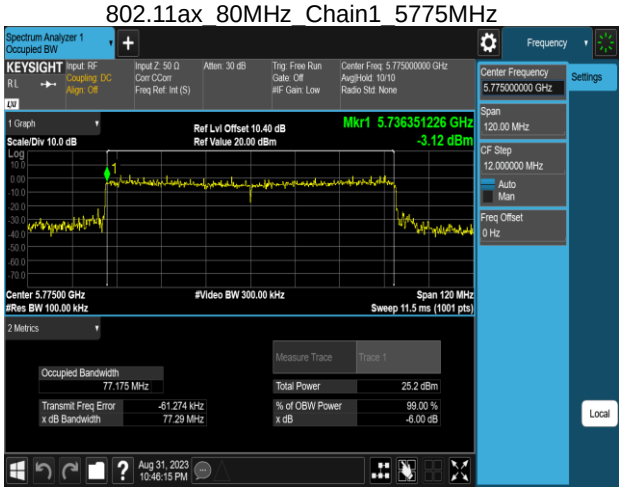

This document cannot be reproduced except in full, without prior written approval of the Company. 本報告未經本公司書面許可，不可部份複製。

4.3 OUTPUT POWER MEASUREMENT

4.3.1 Test Limit

According to §15.407 (a)(1), 15.407(a)(2) and 15.407(a)(3)

UNII-1 :

The maximum conducted output power over the frequency band of operation shall not For client devices in the 5.15-5.25 GHz band, the maximum conducted output power over the frequency band of operation shall not exceed 250 mW(24 dBm), whichever power is less. B is the 99% emission bandwidth in megahertz, provided the maximum antenna gain does not exceed 6 dBi. In addition, the maximum power spectral density shall not exceed 11 dBm in any 1 megahertz band. If transmitting antennas of directional gain greater than 6 dBi are used, both the maximum conducted output power and the maximum power spectral density shall be reduced by the amount in dB that the directional gain of the antenna exceeds 6 dBi.

UNII-2a and 2c:

the maximum conducted output power over the frequency bands of operation shall not exceed the lesser of 250 mW or 11 dBm + 10 log B, where B is the 26 dB emission bandwidth in megahertz. In addition, the maximum power spectral density shall not exceed 11 dBm in any 1 megahertz band. If transmitting antennas of directional gain greater than 6 dBi are used, both the maximum conducted output power and the maximum power spectral density shall be reduced by the amount in dB that the directional gain of the antenna exceeds 6 dBi.

UNII-3:

For the band 5.725-5.85 GHz, the maximum conducted output power over the frequency band of operation shall not exceed 1 W. In addition, the maximum power spectral density shall not exceed 30 dBm in any 500-kHz band. If transmitting antennas of directional gain greater than 6 dBi are used, both the maximum conducted output power and the maximum power spectral density shall be reduced by the amount in dB that the directional gain of the antenna exceeds 6 dBi.

This document cannot be reproduced except in full, without prior written approval of the Company. 本報告未經本公司書面許可，不可部份複製。

UNII-1 Limit	☒ Antenna not exceed 6 dBi：24dBm ☐ Antenna with DG greater than 6 dBi： [Limit = 24 – (DG – 6)]
UNII-2a/2c Limit	☒ Antenna not exceed 6 dBi：24dBm ☐ Antenna with DG greater than 6 dBi： [Limit = 24 – (DG – 6)]
UNII-3 Limit	☒ Antenna not exceed 6 dBi：30dBm ☐ Antenna with DG greater than 6 dBi： [Limit = 30 – (DG – 6)]

4.3.2 Test Procedure

Test method Refer as KDB 789033 D02, Section E.3.b for BW 20MHz, 40MHz and 80MHz, E.2.b for BW 160MHz.

1. The EUT RF output connected to the power meter or spectrum by RF cable.
2. Setting maximum power transmit of EUT.
3. The path loss was compensated to the results for each measurement.
4. Measure and record the result of Average output power. in the test report.

4.3.3 Test Setup

For BW 20MHz ,40MHz and 80MHz

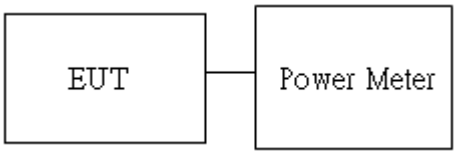

For BW 160MHz

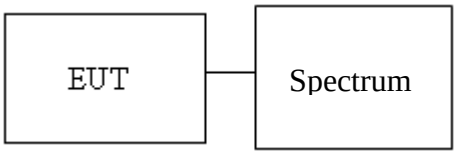

This document cannot be reproduced except in full, without prior written approval of the Company. 本報告未經本公司書面許可，不可部份複製。

4.3.4 Test Result

Temperature: 24.3 ~ 28℃ **Test date:** July 26 ~ September 1, 2023

Humidity: 50 ~ 61% RH **Tested by:** Allen Shen

Conducted output power：

802.11a_2TX

CH	Frequency (MHz)	Data Rate	Power set	Avg. POWER (dBm)		TOTAL POWER (dBm)	TOTAL POWER (mW)	REQUIRED LIMIT (dBm)	RESULT
				Ch0	Ch1				
36	5180	6	16.5	17.20	16.67	19.96	99.008	23.12	PASS
44	5220	6	18.75	19.25	18.77	22.03	159.598	23.12	PASS
48	5240	6	19	19.54	19.06	**22.32**	170.619	23.12	PASS
52	5260	6	17.25	18.31	17.95	21.15	130.238	22.28	PASS
60	5300	6	18.5	19.16	19.05	22.12	162.892	22.28	PASS
64	5320	6	18.5	19.45	18.93	**22.21**	166.396	22.28	PASS
100	5500	6	17.5	18.04	18.99	21.55	143.040	21.86	PASS
116	5580	6	17.5	18.15	19.10	**21.66**	146.709	21.86	PASS
140	5700	6	16.75	17.33	17.89	20.63	115.682	21.86	PASS
149	5745	6	16.5	18.83	18.71	**21.78**	150.801	27.51	PASS
157	5785	6	15	16.48	16.66	19.58	90.878	27.51	PASS
165	5825	6	17.5	17.85	18.00	20.94	124.145	27.51	PASS

802.11n_HT20_2TX

CH	Frequency (MHz)	Data Rate	Power set	Avg. POWER (dBm)		TOTAL POWER (dBm)	TOTAL POWER (mW)	REQUIRED LIMIT (dBm)	RESULT
				Ch0	Ch1				
36	5180	MCS0	16	17.02	16.45	19.76	94.588	23.12	PASS
44	5220	MCS0	18.25	18.99	18.68	21.85	153.171	23.12	PASS
48	5240	MCS0	18.5	19.01	18.84	**21.94**	156.309	23.12	PASS
52	5260	MCS0	17.75	18.85	18.31	21.60	144.623	22.28	PASS
60	5300	MCS0	18.25	18.93	19.13	**22.05**	160.146	22.28	PASS
64	5320	MCS0	18	18.69	18.46	21.59	144.229	22.28	PASS
100	5500	MCS0	17.5	18.28	19.29	**21.83**	152.345	21.86	PASS
116	5580	MCS0	17.25	17.64	17.88	20.78	119.554	21.86	PASS
140	5700	MCS0	16	16.85	17.30	20.09	102.207	21.86	PASS
149	5745	MCS0	15.5	18.10	17.99	**21.06**	127.625	27.51	PASS
157	5785	MCS0	16	17.47	18.00	20.76	119.044	27.51	PASS
165	5825	MCS0	17	17.55	17.75	20.67	116.551	27.51	PASS

802.11n_HT40_2TX

CH	Frequency (MHz)	Data Rate	Power set	Avg. POWER (dBm)		TOTAL POWER (dBm)	TOTAL POWER (mW)	REQUIRED LIMIT (dBm)	RESULT
				Ch0	Ch1				
38	5190	MCS0	13.5	14.56	14.10	17.35	54.317	23.12	PASS
46	5230	MCS0	19	20.23	19.71	**22.99**	199.114	23.12	PASS
54	5270	MCS0	17.5	19.27	18.91	**22.11**	162.442	22.28	PASS
62	5310	MCS0	15.5	16.20	16.08	19.15	82.294	22.28	PASS
102	5510	MCS0	14.75	17.04	16.67	19.87	97.100	21.86	PASS
110	5550	MCS0	17	18.29	18.71	21.52	141.851	21.86	PASS
134	5670	MCS0	17	18.27	18.96	**21.64**	145.946	21.86	PASS
151	5755	MCS0	17.75	19.96	20.20	**23.09**	203.934	27.51	PASS
159	5795	MCS0	17.75	18.95	19.40	22.19	165.732	27.51	PASS

This document cannot be reproduced except in full, without prior written approval of the Company. 本報告未經本公司書面許可，不可部份複製。

802.11ac_VHT20_2TX

CH	Frequency (MHz)	Data Rate	Power set	Avg. POWER (dBm)		TOTAL POWER (dBm)	TOTAL POWER (mW)	REQUIRED LIMIT (dBm)	RESULT
				Ch0	Ch1				
36	5180	MCS0	16	16.85	16.25	19.58	90.685	23.12	PASS
44	5220	MCS0	18.25	18.96	18.64	21.82	151.983	23.12	PASS
48	5240	MCS0	18.5	18.97	18.81	**21.91**	155.086	23.12	PASS
52	5260	MCS0	17.75	18.82	18.29	21.58	143.816	22.28	PASS
60	5300	MCS0	18.25	18.90	19.09	**22.01**	158.892	22.28	PASS
64	5320	MCS0	18	18.54	18.33	21.45	139.677	22.28	PASS
100	5500	MCS0	17.5	18.24	19.26	**21.79**	151.177	21.86	PASS
116	5580	MCS0	17.25	17.60	17.84	20.74	118.485	21.86	PASS
140	5700	MCS0	16	16.82	17.26	20.06	101.404	21.86	PASS
149	5745	MCS0	15.5	18.01	17.75	**20.90**	122.940	27.51	PASS
157	5785	MCS0	16	17.52	17.92	20.74	118.566	27.51	PASS
165	5825	MCS0	17	17.38	17.64	20.53	112.900	27.51	PASS

802.11ac_VHT40_2TX

CH	Frequency (MHz)	Data Rate	Power set	Avg. POWER (dBm)		TOTAL POWER (dBm)	TOTAL POWER (mW)	REQUIRED LIMIT (dBm)	RESULT
				Ch0	Ch1				
38	5190	MCS0	13.5	14.44	14.21	17.33	54.107	23.12	PASS
46	5230	MCS0	19	20.19	19.69	**22.95**	197.390	23.12	PASS
54	5270	MCS0	17.5	19.24	18.87	**22.06**	160.879	22.28	PASS
62	5310	MCS0	15.5	16.29	15.86	19.09	81.028	22.28	PASS
102	5510	MCS0	14.75	16.96	16.65	19.81	95.804	21.86	PASS
110	5550	MCS0	17	18.25	18.67	21.47	140.318	21.86	PASS
134	5670	MCS0	17	18.23	18.91	**21.59**	144.190	21.86	PASS
151	5755	MCS0	17.75	20.01	20.11	**23.07**	202.597	27.51	PASS
159	5795	MCS0	17.75	18.95	19.31	22.14	163.673	27.51	PASS

802.11ac_VHT80_2TX

CH	Frequency (MHz)	Data Rate	Power set	Avg. POWER (dBm)		TOTAL POWER (dBm)	TOTAL POWER (mW)	REQUIRED LIMIT (dBm)	RESULT
				Ch0	Ch1				
42	5210	MCS0	12.75	13.02	12.37	**15.72**	37.337	23.12	PASS
58	5290	MCS0	14.25	13.57	14.04	**16.83**	48.146	22.28	PASS
106	5530	MCS0	14.75	16.64	15.56	19.15	82.181	21.86	PASS
122	5610	MCS0	18.25	18.09	17.86	**20.99**	125.625	21.86	PASS
155	5775	MCS0	20	20.80	21.37	**24.11**	257.548	27.51	PASS

This document cannot be reproduced except in full, without prior written approval of the Company. 本報告未經本公司書面許可，不可部份複製。

802.11ax_HE20_2TX

CH	Frequency (MHz)	Data Rate	RU config.	Power set	Avg. POWER (dBm)		TOTAL POWER (dBm)	TOTAL POWER (mW)	REQUIRED LIMIT (dBm)	RESULT
					Ch0	Ch1				
36	5180	MCS0	full	16.5	17.65	16.83	20.27	106.468	23.12	PASS
		MCS0	26/0	8	9.48	9.17	12.34	17.142	23.12	PASS
		MCS0	52/37	9	10.11	9.77	12.96	19.752	23.12	PASS
		MCS0	106/53	12.25	13.22	12.73	15.99	39.763	23.12	PASS
44	5220	MCS0	full	19	20.12	19.74	**22.95**	197.107	23.12	PASS
48	5240	MCS0	full	19	20.03	19.69	22.88	193.918	23.12	PASS
52	5260	MCS0	full	17.5	19.17	18.88	22.04	159.966	22.28	PASS
60	5300	MCS0	full	18	19.19	19.14	**22.18**	165.118	22.28	PASS
64	5320	MCS0	full	18.25	19.00	19.03	22.03	159.510	22.28	PASS
		MCS0	26/8	9.75	11.10	11.34	14.23	26.513	22.28	PASS
		MCS0	52/40	11	11.81	11.83	14.83	30.429	22.28	PASS
		MCS0	106/54	14.5	15.26	15.55	18.42	69.507	22.28	PASS
100	5500	MCS0	full	17	18.15	19.14	21.69	147.435	21.86	PASS
		MCS0	26/0	8.75	10.68	11.22	13.97	24.953	21.86	PASS
		MCS0	52/37	9.75	11.26	12.22	14.78	30.056	21.86	PASS
		MCS0	106/53	14	15.40	16.08	18.77	75.269	21.86	PASS
116	5580	MCS0	full	17.5	18.26	18.69	21.49	141.032	21.86	PASS
140	5700	MCS0	full	17.5	18.54	19.12	**21.85**	153.198	21.86	PASS
		MCS0	26/8	8	9.76	10.37	13.09	20.364	21.86	PASS
		MCS0	52/40	9	10.33	11.01	13.70	23.422	21.86	PASS
		MCS0	106/54	12.25	13.49	14.12	16.83	48.187	21.86	PASS
149	5745	MCS0	full	16.75	19.21	19.09	**22.16**	164.561	27.51	PASS
		MCS0	26/0	8	11.35	10.82	14.11	25.739	27.51	PASS
		MCS0	52/37	9	12.19	11.75	14.99	31.539	27.51	PASS
		MCS0	106/53	12.75	15.55	15.17	18.38	68.818	27.51	PASS
157	5785	MCS0	full	15.25	17.15	17.19	20.18	104.302	27.51	PASS
165	5825	MCS0	full	18.25	18.55	18.92	21.75	149.686	27.51	PASS
		MCS0	26/8	8	8.99	9.35	12.19	16.545	27.51	PASS
		MCS0	52/40	9.5	10.24	10.39	13.33	21.520	27.51	PASS
		MCS0	106/54	13.5	13.82	14.20	17.03	50.431	27.51	PASS

802.11ax_HE40_2TX

CH	Frequency (MHz)	Data Rate	RU config.	Power set	Avg. POWER (dBm)		TOTAL POWER (dBm)	TOTAL POWER (mW)	REQUIRED LIMIT (dBm)	RESULT
					Ch0	Ch1				
38	5190	MCS0	full	14.5	15.39	14.53	17.99	63.004	23.12	PASS
		MCS0	242/61	12	12.92	12.22	15.60	36.279	23.12	PASS
46	5230	MCS0	full	19	20.19	19.68	**22.95**	197.466	23.12	PASS
54	5270	MCS0	full	17.5	19.16	19.07	**22.13**	163.217	22.28	PASS
62	5310	MCS0	full	15.25	15.75	15.45	18.62	72.695	22.28	PASS
		MCS0	242/62	12.25	12.89	12.41	15.67	36.890	22.28	PASS
102	5510	MCS0	full	15.75	17.76	17.11	20.46	111.162	21.86	PASS
		MCS0	242/61	14	16.12	15.65	18.90	77.692	21.86	PASS
110	5550	MCS0	full	17.25	18.50	18.89	21.71	148.314	21.86	PASS
134	5670	MCS0	full	17	18.36	19.02	**21.71**	148.421	21.86	PASS
		MCS0	242/62	13.75	14.58	15.17	17.90	61.623	21.86	PASS
151	5755	MCS0	full	17	19.05	19.06	22.07	160.969	27.51	PASS
		MCS0	242/61	14.5	16.71	16.60	19.67	92.636	27.51	PASS
159	5795	MCS0	full	18.25	18.97	19.36	**22.18**	165.265	27.51	PASS
		MCS0	242/62	14.5	15.30	15.66	18.50	70.732	27.51	PASS

This document cannot be reproduced except in full, without prior written approval of the Company. 本報告未經本公司書面許可，不可部份複製。

802.11ax_HE80_2TX

CH	Frequency (MHz)	Data Rate	RU config.	Power set	Avg. POWER (dBm)		TOTAL POWER (dBm)	TOTAL POWER (mW)	REQUIRED LIMIT (dBm)	RESULT
					Ch0	Ch1				
42	5210	MCS0	full	12.25	12.12	11.60	**14.88**	30.779	23.12	PASS
		MCS0	484/65	9.5	7.52	7.73	10.64	11.590	23.12	PASS
58	5290	MCS0	full	13	12.07	12.29	**15.20**	33.084	22.28	PASS
		MCS0	484/66	12.5	10.44	11.96	14.28	26.797	22.28	PASS
106	5530	MCS0	full	15.5	15.56	14.92	18.27	67.089	21.86	PASS
		MCS0	484/65	14.5	15.47	12.98	17.42	55.154	21.86	PASS
122	5610	MCS0	full	19.5	17.96	18.09	**21.04**	127.064	21.86	PASS
		MCS0	484/66	16.75	15.57	15.60	18.60	72.440	21.86	PASS
155	5775	MCS0	full	20	20.53	20.00	**23.29**	213.197	27.51	PASS
		MCS0	484/65	18.25	19.42	19.02	22.24	167.469	27.51	PASS
		MCS0	484/66	18.25	19.96	19.23	22.63	183.023	27.51	PASS

This document cannot be reproduced except in full, without prior written approval of the Company. 本報告未經本公司書面許可，不可部份複製。

4.4 POWER SPECTRAL DENSITY

4.4.1 Test Limit

According to §15.407 (a)(1), 15.407(a)(2) and 15.407(a)(3)

UNII-1 :

FCC: The maximum power spectral density shall not exceed 11 dBm in any 1 megahertz band.

UNII-2a and 2c:

The maximum power spectral density shall not exceed 11 dBm in any 1 megahertz band.

If transmitting antennas of directional gain greater than 6 dBi are used, both the maximum conducted output power and the maximum power spectral density shall be reduced by the amount in dB that the directional gain of the antenna exceeds 6 dBi.

UNII-3:

For the band 5.725-5.85 GHz, the maximum conducted output power over the frequency band of operation shall not exceed 1 W. In addition, the maximum power spectral density shall not exceed 30 dBm in any 500-kHz band. If transmitting antennas of directional gain greater than 6 dBi are used, both the maximum conducted output power and the maximum power spectral density shall be reduced by the amount in dB that the directional gain of the antenna exceeds 6 dBi.i.

UNII-1 Limit	☒ Antenna not exceed 6 dBi：11 dBm ☐ Antenna with DG greater than 6 dBi： [Limit = 11 – (DG – 6)]
UNII-2a Limit	☒ Antenna not exceed 6 dBi：11 dBm ☐ Antenna with DG greater than 6 dBi： [Limit = 11 – (DG – 6)]
UNII-2c Limit	☒ Antenna not exceed 6 dBi：11 dBm ☐ Antenna with DG greater than 6 dBi： [Limit = 11 – (DG – 6)]
UNII-3 Limit	☒ Antenna not exceed 6 dBi：30 dBm ☐ Antenna with DG greater than 6 dBi： [Limit = 30 – (DG – 6)]

This document cannot be reproduced except in full, without prior written approval of the Company. 本報告未經本公司書面許可，不可部份複製。

4.4.2 Test Procedure

Test method Refer as KDB 789033 D02 v02r01, Section F

1. The EUT RF output connected to the spectrum analyzer by RF cable.
2. Setting maximum power transmit of EUT
3. UNII-1, UNII-2a and UNII-2c, SA set RBW = 1MHz, VBW = 3MHz and Detector = RMS, to measurement Power Density.
4. UNII-3, SA set RBW = 500kHz, VBW = 2MHz and Detector = RMS, to measurement Power Density
5. The path loss and Duty Factor were compensated to the results for each measurement by SA.
6. Mark the maximum level.
7. Measure and record the result of power spectral density. in the test report.

4.4.3 Test Setup

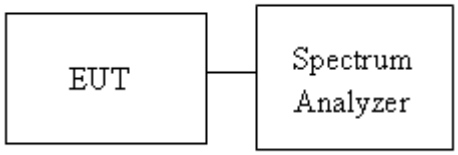

This document cannot be reproduced except in full, without prior written approval of the Company. 本報告未經本公司書面許可，不可部份複製。

4.4.4 Test Result

Temperature: 24.3 ~ 28℃ **Test date:** July 26 ~ September 1, 2023

Humidity: 50 ~ 61% RH **Tested by:** Allen Shen

POWER DENSITY 802.11a MODE							
Frequency (MHz)	Ch0 meas PSD (dBm/MHz)	Ch1 meas PSD (dBm/MHz)	Duty Factor (dB)	Total Corr'd PSD(dBm/MHz)		Limit	Margin (dB)
5180	1.171	1.223	4.53	8.74		10.14 dBm/MHz	-1.40
5220	2.579	1.968	4.53	9.82		10.14 dBm/MHz	-0.32
5240	3.396	0.930	4.53	9.88		10.14 dBm/MHz	-0.26
5260	2.552	0.658	4.53	9.25		9.30 dBm/MHz	-0.05
5300	1.545	1.149	4.53	8.89		9.30 dBm/MHz	-0.41
5320	1.560	1.482	4.53	9.06		9.30 dBm/MHz	-0.24
5500	0.744	1.105	4.53	8.47		8.88 dBm/MHz	-0.41
5580	1.070	1.143	4.53	8.65		8.88 dBm/MHz	-0.23
5700	0.982	1.340	4.53	8.70		8.88 dBm/MHz	-0.18
Frequency (MHz)	Ch0 meas PSD (dBm/300kHz)	Ch1 meas PSD (dBm/300kHz)	Duty Factor (dB)	10log (500kHz/RBW) Factor(dB)	Total Corr'd PSD (dBm/500kHz)	Limit	Margin (dB)
5745	-2.876	-3.352	4.53	2.22	6.65	27.51 dBm/500kHz	-20.86
5785	-4.818	-4.343	4.53	2.22	5.19	27.51 dBm/500kHz	-22.32
5825	-4.414	-3.500	4.53	2.22	5.83	27.51 dBm/500kHz	-21.68
POWER DENSITY 802.11n HT20 MODE							
Frequency (MHz)	Ch0 meas PSD (dBm/MHz)	Ch1 meas PSD (dBm/MHz)	Duty Factor (dB)	Total Corr'd PSD(dBm/MHz)		Limit	Margin (dB)
5180	-0.239	-0.563	4.72	7.33		10.14 dBm/MHz	-2.81
5220	2.613	1.968	4.72	10.03		10.14 dBm/MHz	-0.11
5240	2.829	1.777	4.72	10.07		10.14 dBm/MHz	-0.07
5260	1.245	1.222	4.72	8.96		9.30 dBm/MHz	-0.34
5300	0.961	1.290	4.72	8.86		9.30 dBm/MHz	-0.44
5320	0.371	1.022	4.72	8.44		9.30 dBm/MHz	-0.86
5500	0.118	0.207	4.72	7.89		8.88 dBm/MHz	-0.99
5580	0.841	0.991	4.72	8.65		8.88 dBm/MHz	-0.23
5700	-1.156	1.801	4.72	8.30		8.88 dBm/MHz	-0.58
Frequency (MHz)	Ch0 meas PSD (dBm/300kHz)	Ch1 meas PSD (dBm/300kHz)	Duty Factor (dB)	10log (500kHz/RBW) Factor(dB)	Total Corr'd PSD (dBm/500kHz)	Limit	Margin (dB)
5745	-2.331	-3.401	4.72	2.22	7.12	27.51 dBm/500kHz	-20.39
5785	-4.470	-4.249	4.72	2.22	5.59	27.51 dBm/500kHz	-21.92
5825	-5.033	-4.544	4.72	2.22	5.17	27.51 dBm/500kHz	-22.34

This document cannot be reproduced except in full, without prior written approval of the Company. 本報告未經本公司書面許可，不可部份複製。

POWER DENSITY 802.11n HT40 MODE							
Frequency (MHz)	Ch0 meas PSD (dBm/MHz)	Ch1 meas PSD (dBm/MHz)	Duty Factor (dB)	Total Corr'd PSD(dBm/MHz)		Limit	Margin (dB)
5190	-7.049	-7.258	6.95	2.81		10.14 dBm/MHz	-7.33
5230	-3.291	-2.388	6.95	7.14		10.14 dBm/MHz	-3.00
5270	-1.961	-3.957	6.95	7.11		9.30 dBm/MHz	-2.19
5310	-6.124	-6.560	6.95	3.62		9.30 dBm/MHz	-5.68
5510	-5.394	-5.908	6.95	4.32		8.88 dBm/MHz	-4.56
5550	-4.310	-3.993	6.95	5.81		8.88 dBm/MHz	-3.07
5670	-4.036	-3.291	6.95	6.31		8.88 dBm/MHz	-2.57
Frequency (MHz)	Ch0 meas PSD (dBm/300kHz)	Ch1 meas PSD (dBm/300kHz)	Duty Factor (dB)	10log (500kHz/RBW) Factor(dB)	Total Corr'd PSD (dBm/500kHz)	Limit	Margin (dB)
5755	-5.717	-7.412	6.95	2.22	5.70	27.51 dBm/500kHz	-21.81
5795	-7.292	-6.328	6.95	2.22	5.40	27.51 dBm/500kHz	-22.11
POWER DENSITY 802.11ac VHT80 MODE							
Frequency (MHz)	Ch0 meas PSD (dBm/MHz)	Ch1 meas PSD (dBm/MHz)	Duty Factor (dB)	Total Corr'd PSD(dBm/MHz)		Limit	Margin (dB)
5210	-12.630	-10.398	9.50	1.14		10.14 dBm/MHz	-9.00
5290	-7.934	-11.122	9.50	3.27		9.30 dBm/MHz	-6.03
5530	-8.582	-9.775	9.50	3.37		8.88 dBm/MHz	-5.51
5610	-5.113	-6.134	9.50	6.92		8.88 dBm/MHz	-1.96
Frequency (MHz)	Ch0 meas PSD (dBm/300kHz)	Ch1 meas PSD (dBm/300kHz)	Duty Factor (dB)	10log (500kHz/RBW) Factor(dB)	Total Corr'd PSD (dBm/500kHz)	Limit	Margin (dB)
5775	-8.817	-8.241	9.50	2.22	6.21	27.51 dBm/500kHz	-21.30

This document cannot be reproduced except in full, without prior written approval of the Company. 本報告未經本公司書面許可，不可部份複製。

POWER DENSITY 802.11ax HE20 MODE								
Frequency (MHz)	RU config.	Ch0 meas PSD (dBm/MHz)	Ch1 meas PSD (dBm/MHz)	Duty Factor (dB)	Total Corr'd PSD(dBm/MHz)		Limit	Margin (dB)
5180	full	0.663	-0.252	4.98	8.22		10.14 dBm/MHz	-1.92
	26/0	0.048	0.059	4.98	8.04		10.14 dBm/MHz	-2.10
	52/37	0.250	-0.373	4.98	7.94		10.14 dBm/MHz	-2.20
	106/53	1.274	-1.980	4.98	7.94		10.14 dBm/MHz	-2.20
5220	full	1.326	1.712	4.98	9.51		10.14 dBm/MHz	-0.63
5240	full	2.181	1.720	4.98	9.95		10.14 dBm/MHz	-0.19
5260	full	0.868	0.190	4.98	8.53		9.30 dBm/MHz	-0.77
5300	full	-0.922	1.824	4.98	8.65		9.30 dBm/MHz	-0.65
5320	full	0.046	1.629	4.98	8.90		9.30 dBm/MHz	-0.40
	26/8	0.195	0.669	4.98	8.43		9.30 dBm/MHz	-0.87
	52/40	-0.499	1.013	4.98	8.31		9.30 dBm/MHz	-0.99
	106/54	0.946	0.500	4.98	8.72		9.30 dBm/MHz	-0.58
5500	full	0.052	0.664	4.98	8.36		8.88 dBm/MHz	-0.52
	26/0	-0.204	0.699	4.98	8.26		8.88 dBm/MHz	-0.62
	52/37	-0.729	0.920	4.98	8.16		8.88 dBm/MHz	-0.72
	106/53	0.313	0.241	4.98	8.27		8.88 dBm/MHz	-0.61
5580	full	0.083	0.329	4.98	8.20		8.88 dBm/MHz	-0.68
5700	full	0.529	1.146	4.98	8.84		8.88 dBm/MHz	-0.04
	26/8	0.535	1.025	4.98	8.78		8.88 dBm/MHz	-0.10
	52/40	0.180	0.433	4.98	8.30		8.88 dBm/MHz	-0.58
	106/54	-0.514	0.748	4.98	8.15		8.88 dBm/MHz	-0.73
Frequency (MHz)	RU config.	Ch0 meas PSD (dBm/300kHz)	Ch1 meas PSD (dBm/300kHz)	Duty Factor (dB)	10log (500kHz/RBW) Factor(dB)	Total Corr'd PSD (dBm/500kHz)	Limit	Margin (dB)
5745	full	-1.543	-2.865	4.98	2.22	8.06	27.51 dBm/500kHz	-19.45
	26/0	-2.180	-2.718	4.98	2.22	7.77	27.51 dBm/500kHz	-19.74
	52/37	-2.513	-2.384	4.98	2.22	7.76	27.51 dBm/500kHz	-19.75
	106/53	-1.987	-2.907	4.98	2.22	7.79	27.51 dBm/500kHz	-19.72
5785	full	-5.054	-5.022	4.98	2.22	5.17	27.51 dBm/500kHz	-22.34
5825	full	-4.047	-4.079	4.98	2.22	6.15	27.51 dBm/500kHz	-21.36
	26/8	-4.491	-4.339	4.98	2.22	5.80	27.51 dBm/500kHz	-21.71
	52/40	-4.414	-3.853	4.98	2.22	6.09	27.51 dBm/500kHz	-21.42
	106/54	-3.535	-5.675	4.98	2.22	5.74	27.51 dBm/500kHz	-21.77

This document cannot be reproduced except in full, without prior written approval of the Company. 本報告未經本公司書面許可，不可部份複製。

POWER DENSITY 802.11ax HE40 MODE								
Frequency (MHz)	RU config.	Ch0 meas PSD (dBm/MHz)	Ch1 meas PSD (dBm/MHz)	Duty Factor (dB)	Total Corr'd PSD(dBm/MHz)		Limit	Margin (dB)
5190	full	-6.110	-6.638	7.04	3.68		10.14 dBm/MHz	-6.46
	242/61	-5.081	-9.079	7.04	3.41		10.14 dBm/MHz	-6.73
5230	full	-1.677	-2.046	7.04	8.19		10.14 dBm/MHz	-1.95
5270	full	-2.885	-2.893	7.04	7.16		9.30 dBm/MHz	-2.14
5310	full	-6.844	-6.176	7.04	3.55		9.30 dBm/MHz	-5.75
	242/62	-6.149	-7.531	7.04	3.27		9.30 dBm/MHz	-6.03
5510	full	-4.120	-4.041	7.04	5.97		8.88 dBm/MHz	-2.91
	242/61	-4.617	-4.236	7.04	5.63		8.88 dBm/MHz	-3.25
5550	full	-4.487	-4.489	7.04	5.56		8.88 dBm/MHz	-3.32
5670	full	-3.771	-3.711	7.04	6.31		8.88 dBm/MHz	-2.57
	242/62	-4.076	-3.862	7.04	6.08		8.88 dBm/MHz	-2.80
Frequency (MHz)	RU config.	Ch0 meas PSD (dBm/300kHz)	Ch1 meas PSD (dBm/300kHz)	Duty Factor (dB)	10log (500kHz/RBW) Factor(dB)	Total Corr'd PSD (dBm/500kHz)	Limit	Margin (dB)
5755	full	-5.414	-6.557	7.04	2.22	6.32	27.51 dBm/500kHz	-21.19
	242/61	-6.432	-5.665	7.04	2.22	6.24	27.51 dBm/500kHz	-21.27
5795	full	-7.035	-6.584	7.04	2.22	5.47	27.51 dBm/500kHz	-22.04
	242/62	-7.216	-6.797	7.04	2.22	5.27	27.51 dBm/500kHz	-22.24

POWER DENSITY 802.11ax HE80 MODE								
Frequency (MHz)	RU config.	Ch0 meas PSD (dBm/MHz)	Ch1 meas PSD (dBm/MHz)	Duty Factor (dB)	Total Corr'd PSD(dBm/MHz)		Limit	Margin (dB)
5210	full	-12.124	-11.696	9.31	0.42		10.14 dBm/MHz	-9.72
	484/65	-13.571	-10.870	9.31	0.31		10.14 dBm/MHz	-9.83
5290	full	-9.490	-12.744	9.31	1.50		9.30 dBm/MHz	-7.80
	484/66	-12.538	-9.835	9.31	1.34		9.30 dBm/MHz	-7.96
5530	full	-6.118	-8.451	9.31	5.19		8.88 dBm/MHz	-3.69
	484/65	-7.889	-6.534	9.31	5.16		8.88 dBm/MHz	-3.72
5610	full	-5.865	-5.952	9.31	6.41		8.88 dBm/MHz	-2.47
	484/66	-5.091	-7.774	9.31	6.09		8.88 dBm/MHz	-2.79
Frequency (MHz)	RU config.	Ch0 meas PSD (dBm/300kHz)	Ch1 meas PSD (dBm/300kHz)	Duty Factor (dB)	10log (500kHz/RBW) Factor(dB)	Total Corr'd PSD (dBm/500kHz)	Limit	Margin (dB)
5775	full	-6.340	-7.148	9.31	2.22	7.82	27.51 dBm/500kHz	-19.69
	484/65	-7.010	-6.978	9.31	2.22	7.55	27.51 dBm/500kHz	-19.96
	484/66	-6.689	-7.076	9.31	2.22	7.66	27.51 dBm/500kHz	-19.85

This document cannot be reproduced except in full, without prior written approval of the Company. 本報告未經本公司書面許可，不可部份複製。

Test Data

802.11a_20MHz_Chain0_5180MHz

802.11a_20MHz_Chain0_5260MHz

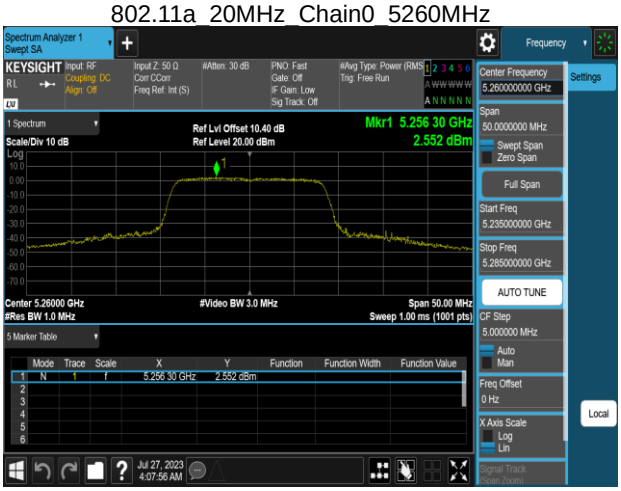

802.11a_20MHz_Chain0_5220MHz

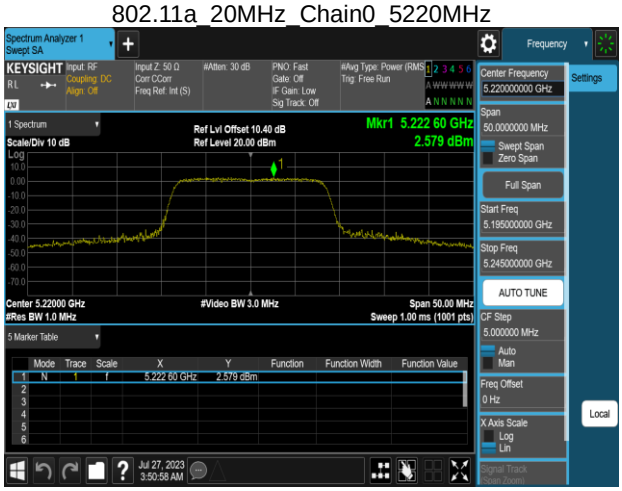

802.11a_20MHz_Chain0_5300MHz

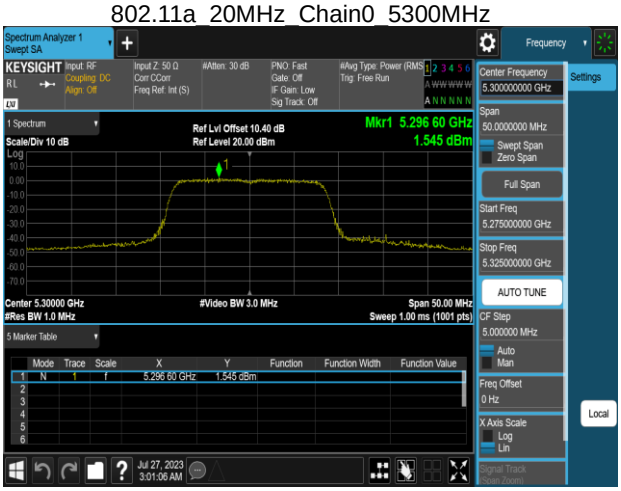

802.11a_20MHz_Chain0_5240MHz

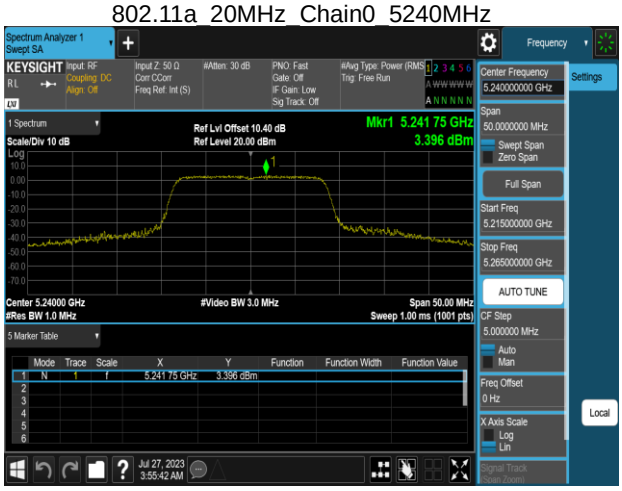

802.11a_20MHz_Chain0_5320MHz

This document cannot be reproduced except in full, without prior written approval of the Company. 本報告未經本公司書面許可，不可部份複製。