Nintendo®

BEE-021
AUT Report

Antenna specification

- Frequency Range
  - 2402-2480 MHz
- Antenna Type
  - PCB antenna
- Connector Type
  - PCB integrated
- Antenna Gain (Peak)
  - +1.52 dBi

Antenna measurement procedure

- The antenna gain is measured with StarLab system.

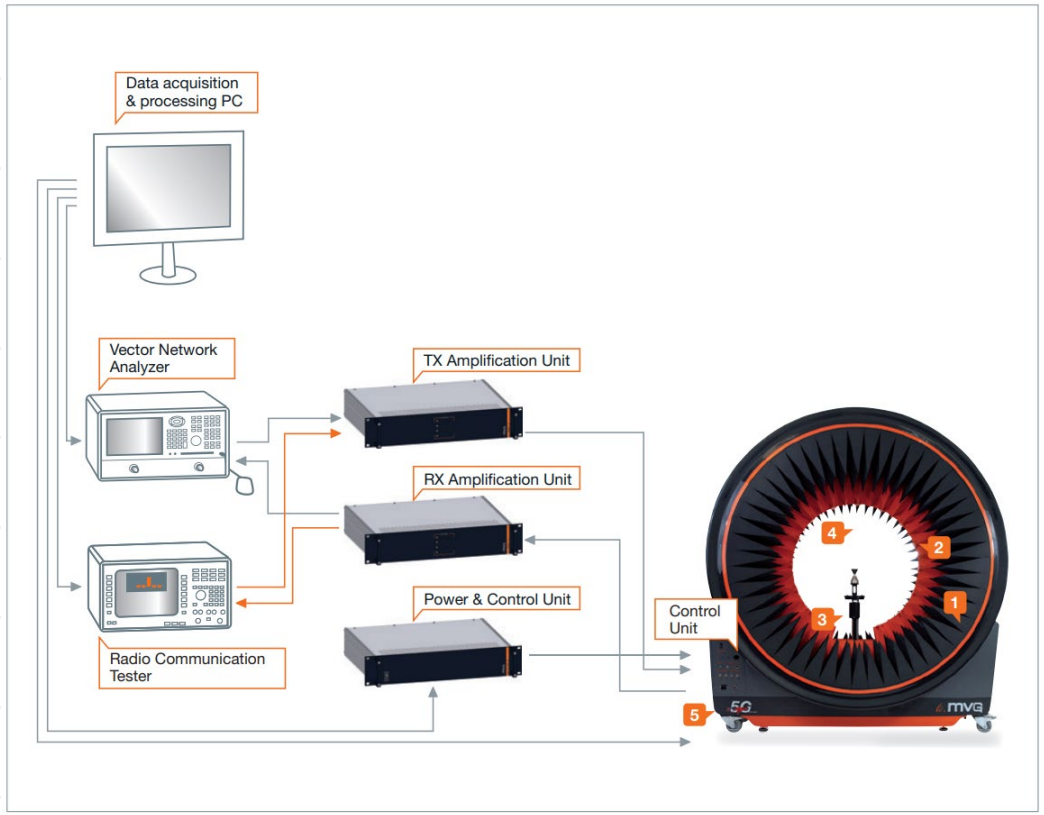

1. Wedge Absorber
2. Probe
3. Positioner
4. Oversampling
5. Accurate Stabilizer

(Reference: MVG, Datasheet of StarLab 50 GHz)

Antenna measurement procedure

- Measurement axis

(Reference: MVG, User Manual of StarLab 50 GHz)

Measurement information

- Test Facility
  - Nintendo Co., Ltd. Development Center
  - 2-1 Minamimatsuda-cho, Higashikujo, Minami-ku, Kyoto 601-8502, Japan
- Test Date
  - 2024/10/07
- Test Engineer
  - Mitsuru Katayama
- Measurement Software
  - Wave Studio ver.24.1.2

Measurement information

- Measurement Equipment

Instrument	Manufacturer	Model No.	Serial No.	Last Calibration Date
StarLab 50GHz system	MVG	StarLab 50GHz	1103673-0003	2023/10/13
Vector Network Analyzer	Keysight	P5008A	MY58100292	2023/10/13

Antenna Gain

Frequency [MHz]	E_Φ [dBi]			E_θ [dBi]		
	XY plane	YZ plane	XZ plane	XY plane	YZ plane	XZ plane
2400	0.95	-3.14	-0.24	-5.09	-3.76	-0.68
2420	1.27	-2.59	0.04	-4.91	-3.33	-0.27
2440	1.40	-2.29	0.20	-4.82	-2.81	-0.04
2460	**1.52**	-1.85	0.33	-4.60	-2.39	0.09
2480	1.24	-1.50	0.27	-4.50	-2.21	0.15

Antenna Gain Chart

Frequency [MHz]	XY plane	YZ plane	XZ plane
2400	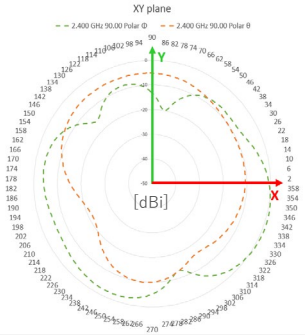	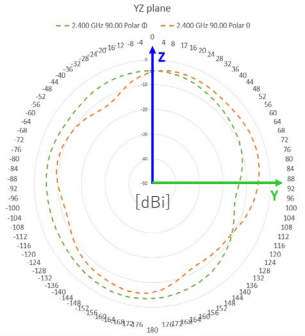	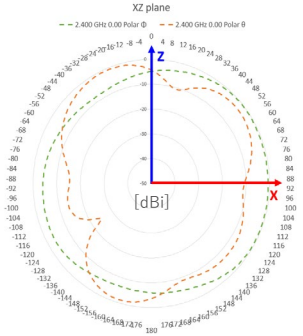
2420	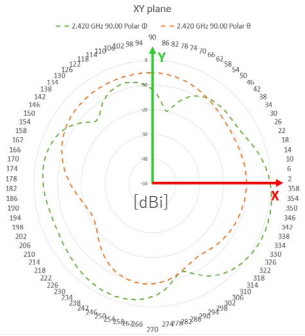	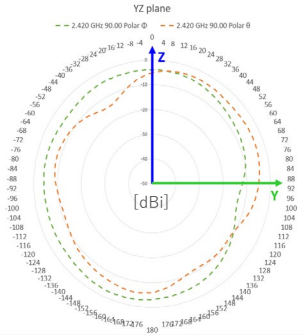	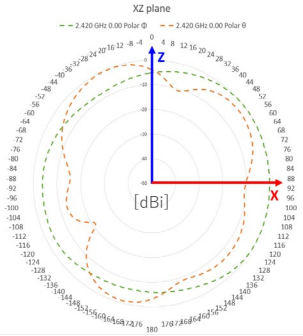
2440	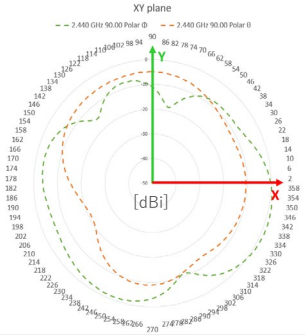	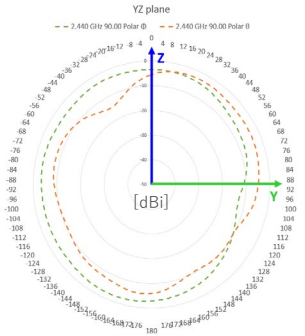	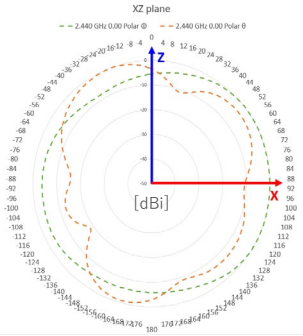

Nintendo

Antenna Gain Chart

Frequency [MHz]	XY plane	YZ plane	XZ plane
2460	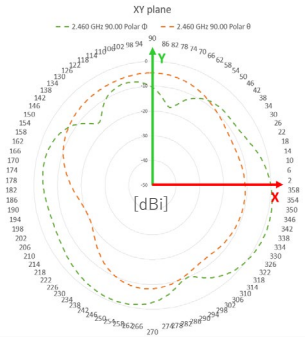	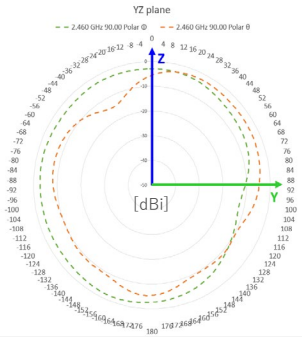	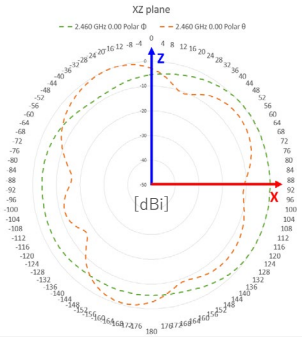
2480	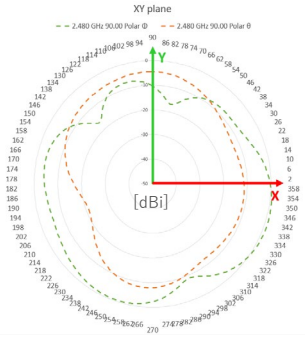	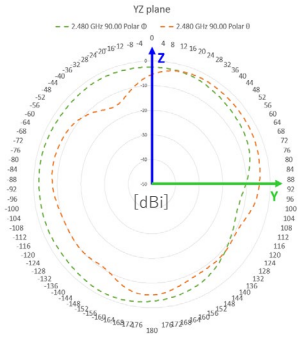	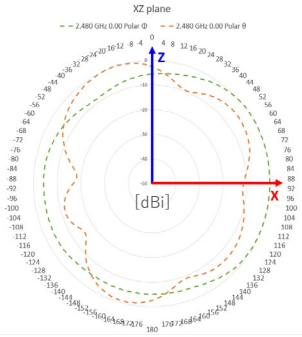

Nintendo®