# APPENDIX 1: Photographs of test setup

## Appendix 1-1: Photograph of EUT and antenna position

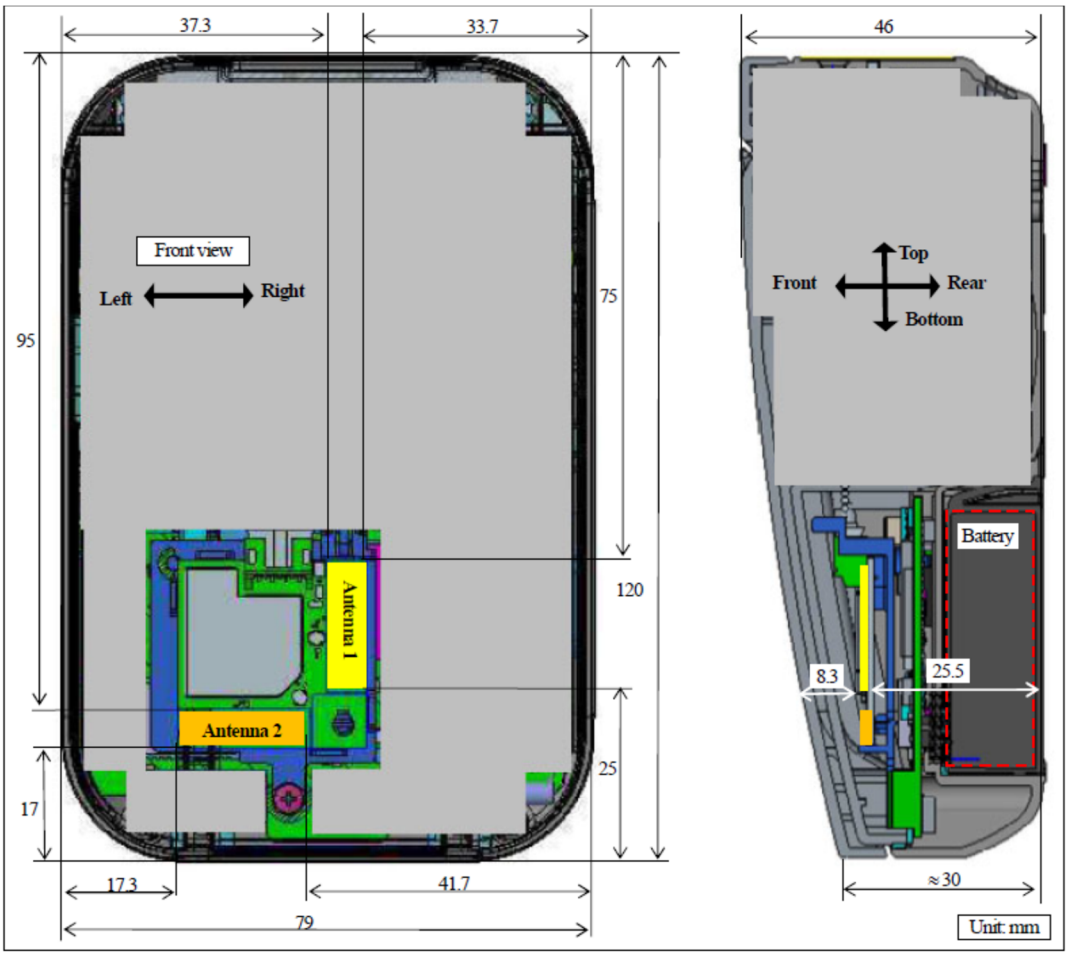


*. Size of EUT: 79 mm (W) × 120 mm (D) × 46 mm (H)

## Appendix 1-2: EUT and support equipment

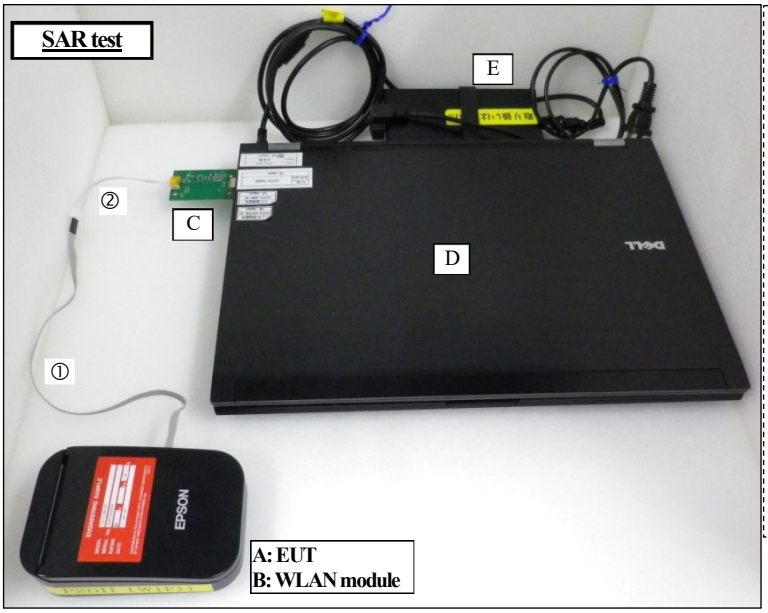





**Description of EUT and Support Equipment**

| No. | Item | Model number | Serial number | Manufacturer | Remark |
|---|---|---|---|---|---|
| A | Printer | M381A | EWAF000024 | Seiko Epson Corporation | EUT. |
| B | WLAN Module | J26H005 | 106FD9675097 | Foxconn | *. Installed into EUT. |
| C | USB IF PCB | - | - | Foxconn | Support equipment. |
| D | Laptop PC (ctrl#:SPC-S03) | Latitude E6500 | 30326706285 | DELL | Support equipment. (Host PC) |
| E | AC Adaptor (for item D, Laptop PC) | FA90PE0-00 | - | DELL | Support equipment.<br>DC cable: 1.7m, AC cable: 0.9m |

**List of cables used**

| No. | Name | Length (m) | Shield | No. | Name | Length (m) | Shield |
|---|---|---|---|---|---|---|---|
| ① | Ribbon flat cable (1) | 0.4 | Unshielded | ② | Ribbon flat cable (2) | 0.1 | Unshielded |

## Appendix 1-3: Photograph of test setup

| Position | Setup photographs | | |
|---|---|---|---|
| **Front** (Body-touch, D: 0mm) (Photo.P1) | (Front view/Flat-phantom) | (Front-left view/Flat-phantom)  | (Front-right view/Flat-phantom) |
| | (Left view/Flat-phantom)  | (Right view/Flat-phantom) | (Overall view)  |
| **Bottom** (Body-touch, D: 0mm) (Photo.P2) | (Front view/Flat-phantom) | (Bottom view/Flat-phantom) | (Overall view)  |
| | (Left view/Flat-phantom)  | (Right view/Flat-phantom)  | *(no photograph in here)* |
| **Left** (Body-touch, D: 0mm) (Photo.P3) | (Front view/Flat-phantom)  | (Bottom view/Flat-phantom) | (Overall view)  |
| | (Left view/Flat-phantom)  | (Right view/Flat-phantom)  | *(no photograph in here)* |

**Appendix 1-3: Photograph of test setup (cont'd)**

| Position | Setup photographs | | |
|---|---|---|---|
| **Right** (Body-touch, D: 0mm (Photo.P4) | (Front view/Flat-phantom) | (Bottom view/Flat-phantom) | (Overall view)  |
| | (Left view/Flat-phantom)  | (Right view/Flat-phantom)  | *(no photograph in here)* |
| **Rear** (Body-touch, D: 0mm (Photo.P5) | (Front view/Flat-phantom)  | (Bottom view/Flat-phantom)  | (Overall view) 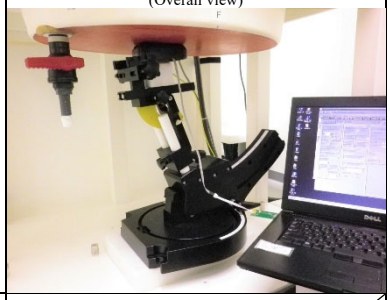 |
| | (Left view/Flat-phantom)  | (Right view/Flat-phantom)  | *(no photograph in here)* |
| **Top** (Body-touch, D: 0mm (Photo.P6) | (Front view/Flat-phantom)  | (Front cross view/Flat-phantom) | (Overall view)  |
| | (Left view/Flat-phantom)  | (Right view/Flat-phantom)  | *(no photograph in here)* |

**Appendix 1-3: Photograph of test setup (cont'd)**

| Position | Setup photographs | | |
|---|---|---|---|
| **Front**<br>***. Repeat**<br>**(Body-touch, D: 0mm (Photo.P7)** | (Front view/Flat-phantom)<br>  | (Front-left view/Flat-phantom)<br>  | (Front-right view/Flat-phantom)<br> |
| | (Left view/Flat-phantom)<br>  | (Right view/Flat-phantom)<br>  | *( no photograph in here)* |
| **Front**<br>*** No device holder**<br>**(Body-touch, D: 0mm (Photo.P8)** | (Front view/Flat-phantom)<br> | (Front-left view/Flat-phantom)<br>  | (Front-right view/Flat-phantom)<br> |
| | (Left view/Flat-phantom)<br>  | (Right view/Flat-phantom)<br> | (Overall view)<br>  |