Appendix E: Number of hopping channels

Test Result

Test Mode	Antenna	Frequency[MHz]	Result[Num]	Limit[Num]	Verdict
DH5	Ant1	Hop	79	≥15	PASS
2DH5	Ant1	Hop	79	≥15	PASS
3DH5	Ant1	Hop	79	≥15	PASS

Test Graphs

DH5-Ant1-Hop-PASS

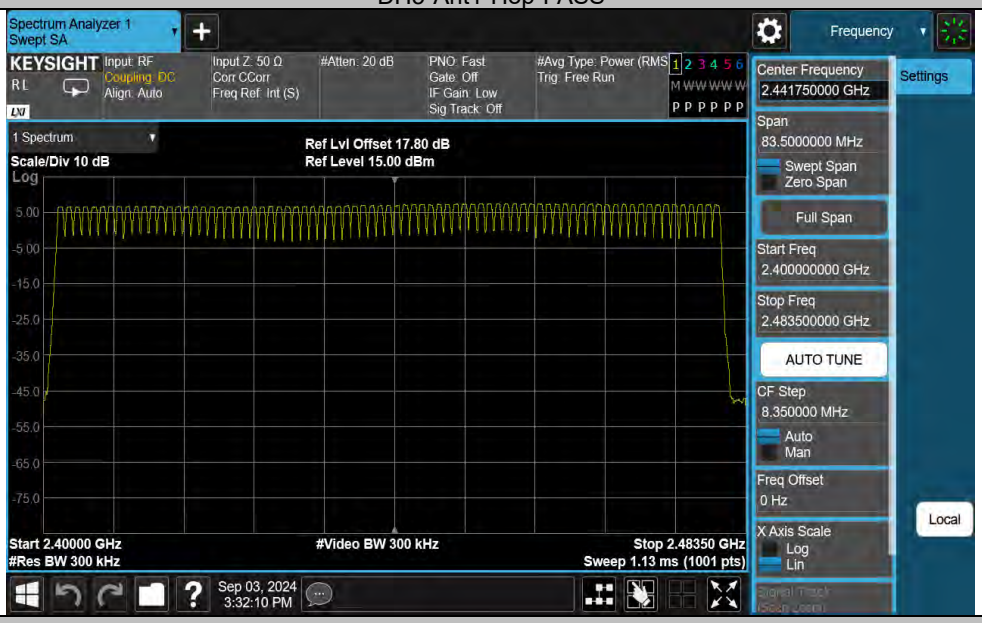

2DH5-Ant1-Hop-PASS

3DH5-Ant1-Hop-PASS

Appendix F: Band edge measurements

Test Result

Test Mode	Antenna	Ch Name	Frequency[MHz]	Ref Level [dBm]	Result [dBm]	Limit [dBm]	Verdict
DH5	Ant1	Low	2402	5.96	-50.65	≤-14.04	PASS
DH5	Ant1	High	2480	6.49	-50.40	≤-13.51	PASS
DH5	Ant1	Low	Hop_2402	5.84	-50.92	≤-14.16	PASS
DH5	Ant1	High	Hop_2480	6.80	-50.32	≤-13.20	PASS
2DH5	Ant1	Low	2402	3.46	-45.92	≤-16.54	PASS
2DH5	Ant1	High	2480	5.20	-48.84	≤-14.80	PASS
2DH5	Ant1	Low	Hop_2402	0.95	-47.43	≤-19.05	PASS
2DH5	Ant1	High	Hop_2480	6.37	-50.31	≤-13.64	PASS
3DH5	Ant1	Low	2402	6.03	-46.57	≤-13.97	PASS
3DH5	Ant1	High	2480	6.41	-50.71	≤-13.59	PASS
3DH5	Ant1	Low	Hop_2402	4.99	-47.01	≤-15.01	PASS
3DH5	Ant1	High	Hop_2480	6.85	-50.48	≤-13.15	PASS

Test Graphs

DH5-Ant1-2402-PASS

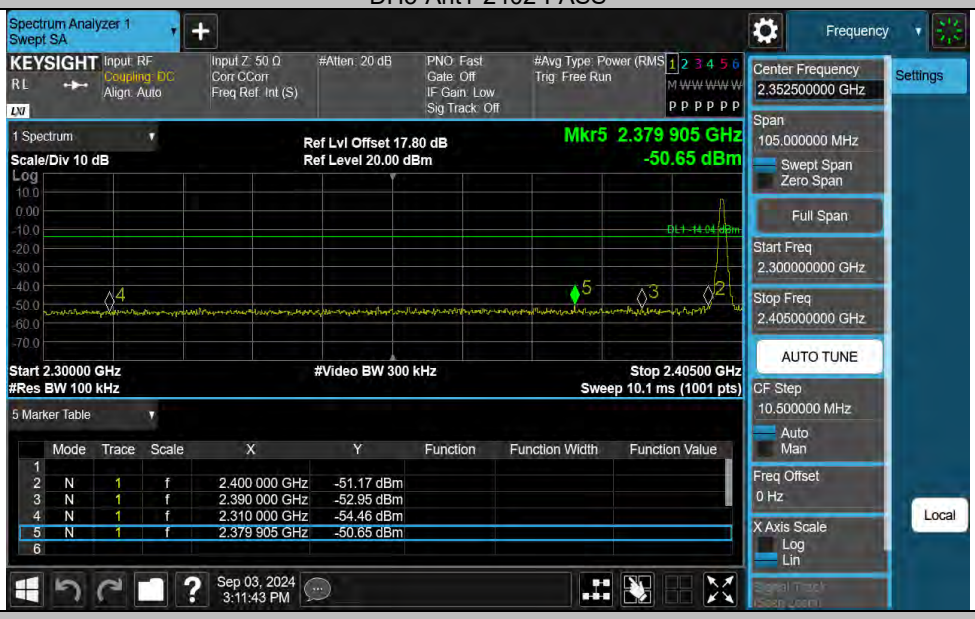

DH5-Ant1-2480-PASS

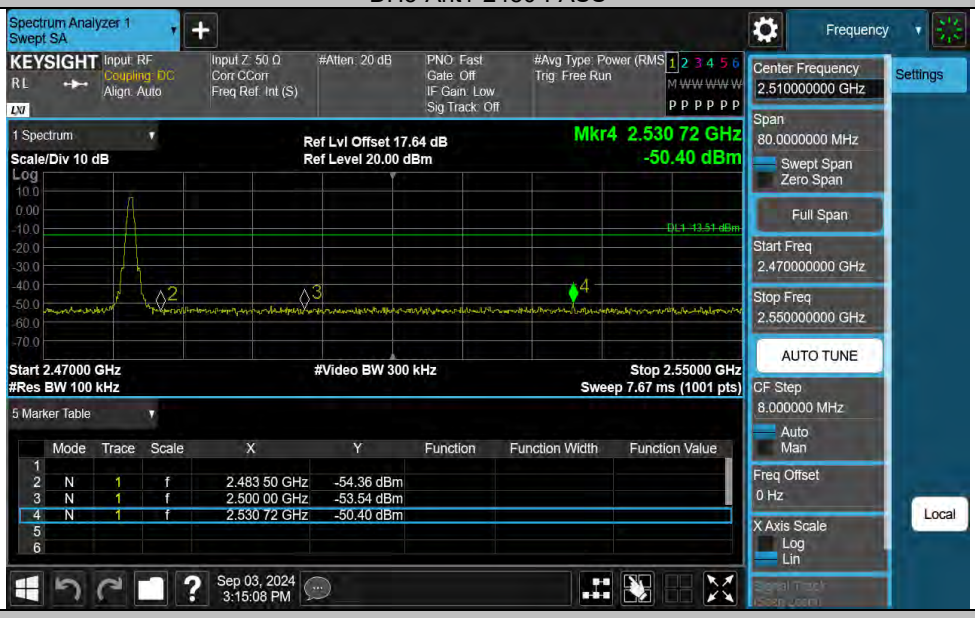

DH5-Ant1-Hop_2402-PASS

DH5-Ant1-Hop_2480-PASS

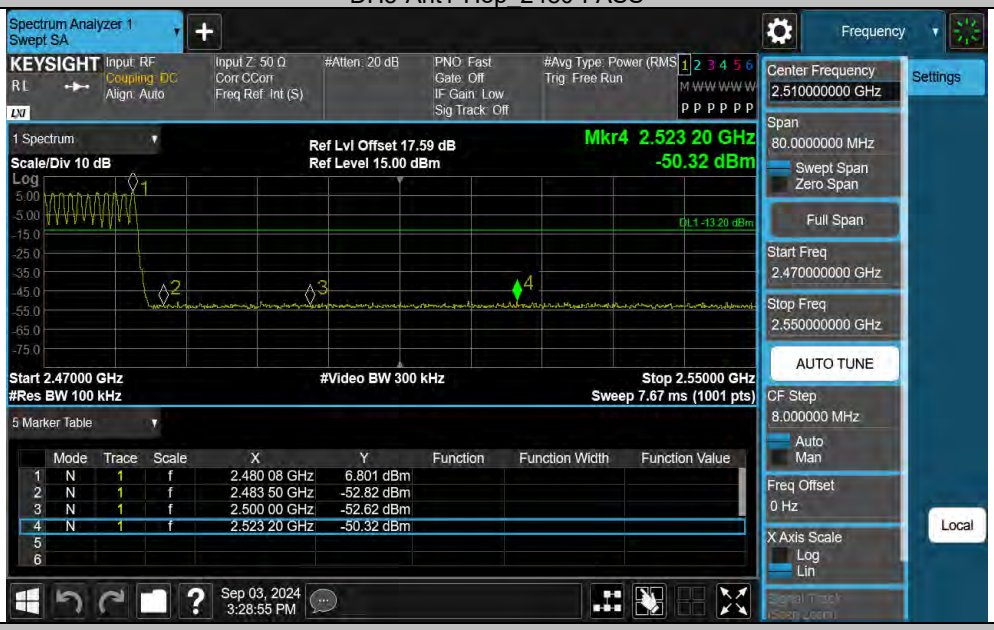

2DH5-Ant1-2402-PASS

2DH5-Ant1-2480-PASS

2DH5-Ant1-Hop_2402-PASS

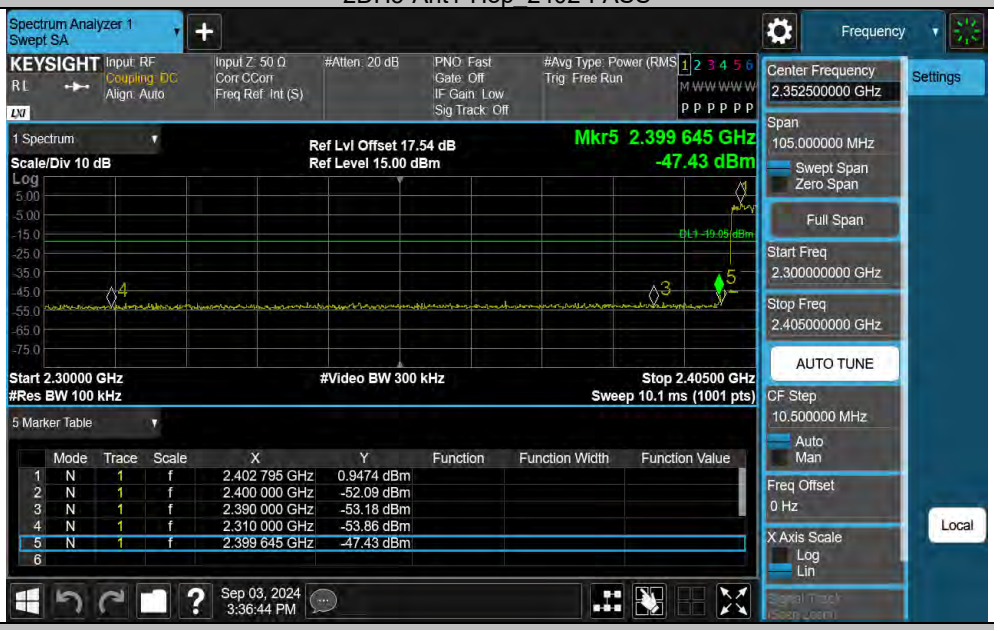

2DH5-Ant1-Hop_2480-PASS

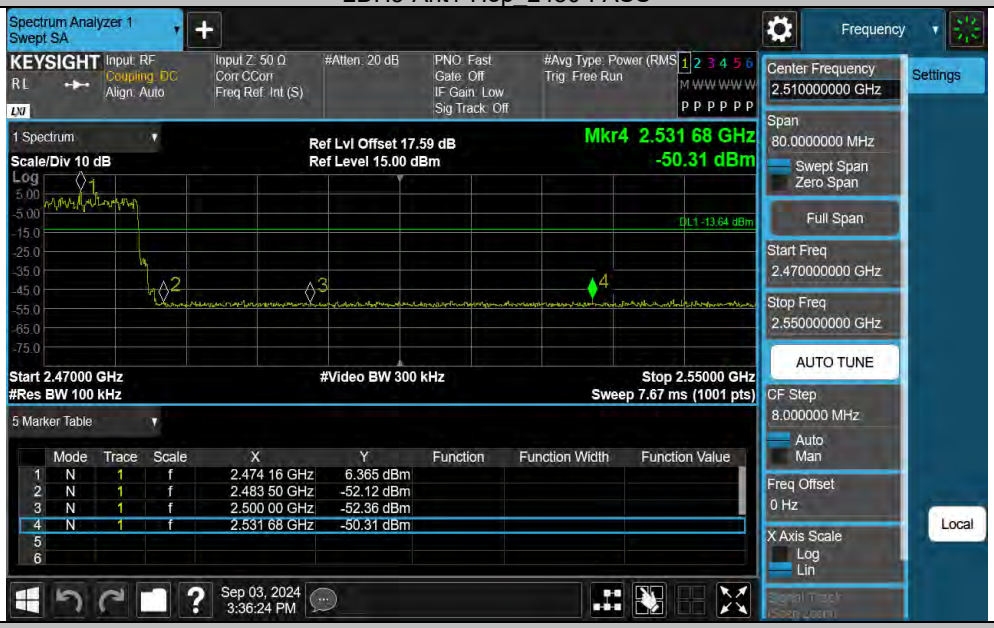

3DH5-Ant1-2402-PASS

3DH5-Ant1-2480-PASS

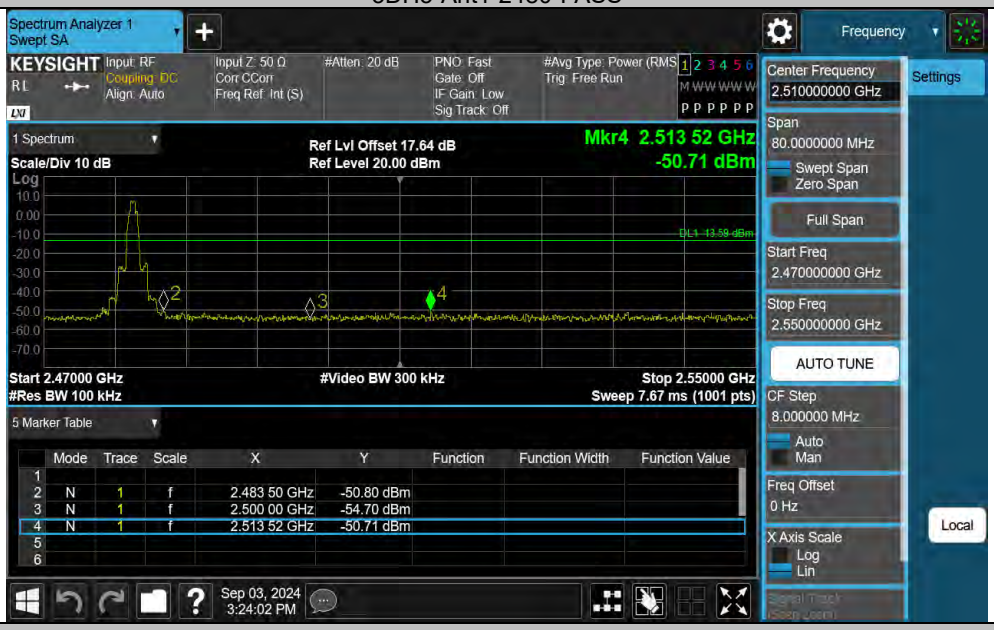

3DH5-Ant1-Hop_2402-PASS

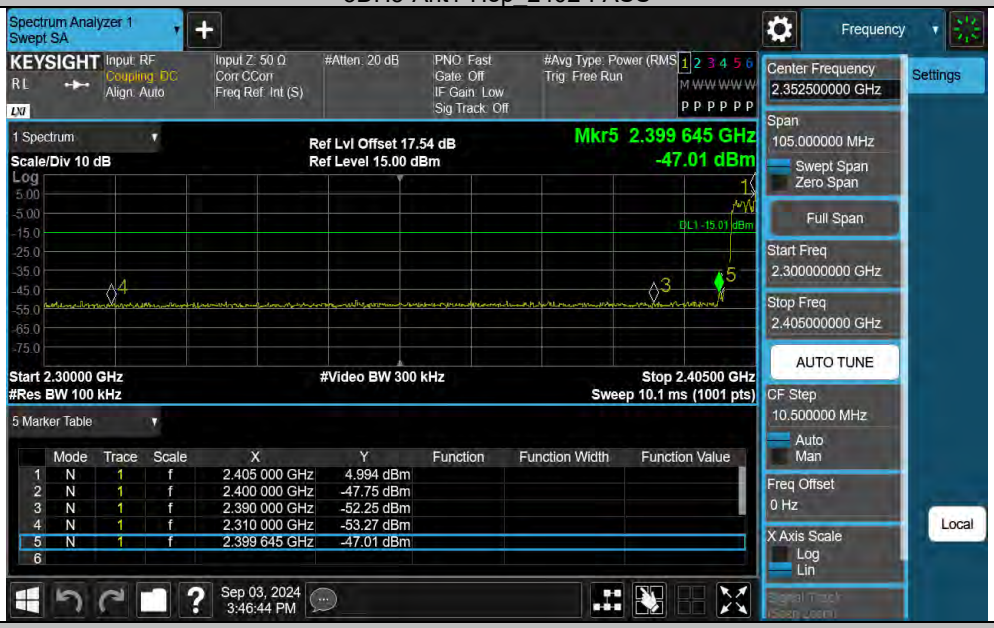

3DH5-Ant1-Hop_2480-PASS

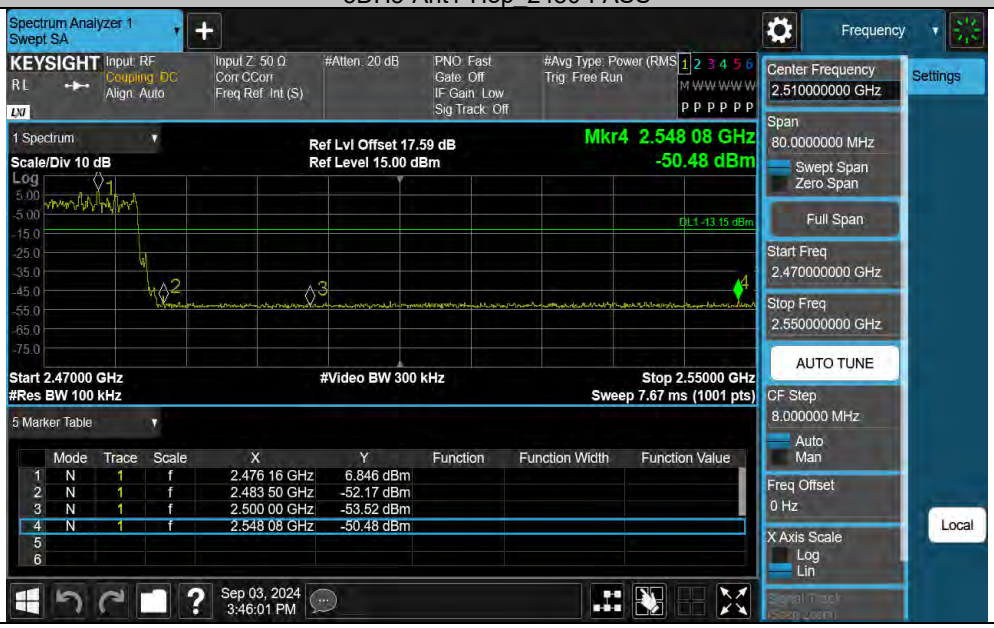

Appendix G: Conducted Spurious Emission

Test Result

Test Mode	Antenna	Frequency[MHz]	Freq Range [MHz]	Ref Level [dBm]	Result [dBm]	Limit [dBm]	Verdict
DH5	Ant1	2402	30~26500	5.96	-43.31	≤-14.04	PASS
DH5	Ant1	2441	30~26500	6.19	-43.61	≤-13.81	PASS
DH5	Ant1	2480	30~26500	6.49	-43.52	≤-13.51	PASS
2DH5	Ant1	2402	30~26500	3.46	-43.10	≤-16.54	PASS
2DH5	Ant1	2441	30~26500	6.33	-43.40	≤-13.67	PASS
2DH5	Ant1	2480	30~26500	5.20	-42.20	≤-14.80	PASS
3DH5	Ant1	2402	30~26500	6.03	-42.73	≤-13.97	PASS
3DH5	Ant1	2441	30~26500	6.42	-44.04	≤-13.58	PASS
3DH5	Ant1	2480	30~26500	6.41	-43.61	≤-13.59	PASS

Test Graphs

DH5-Ant1-2402-30~26500-PASS

DH5-Ant1-2441-30~26500-PASS

DH5-Ant1-2480-30~26500-PASS

2DH5-Ant1-2402-30~26500-PASS

2DH5-Ant1-2441-30~26500-PASS

2DH5-Ant1-2480-30~26500-PASS

3DH5-Ant1-2402-30~26500-PASS

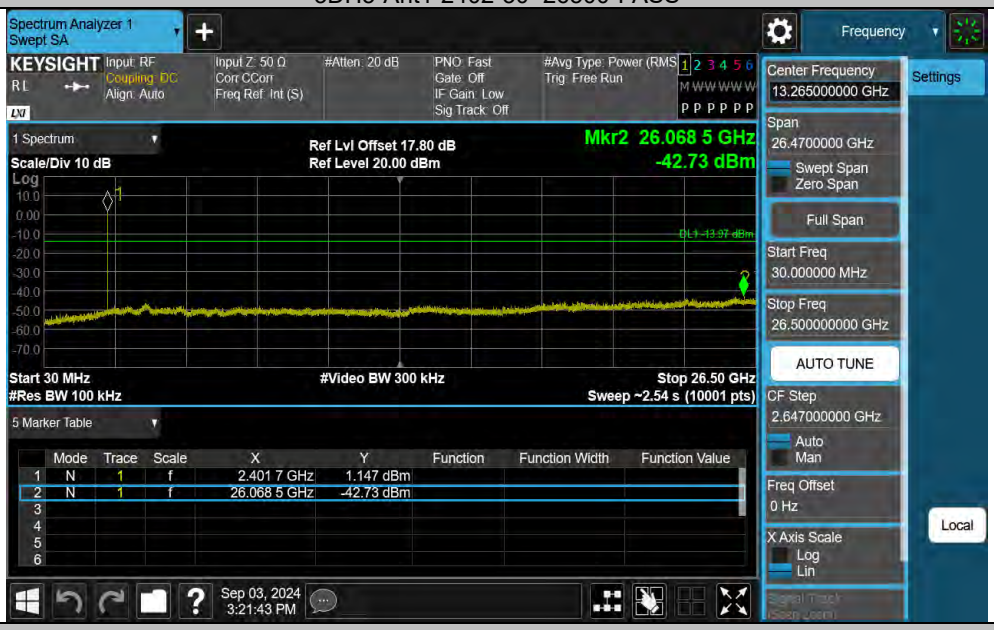

3DH5-Ant1-2441-30~26500-PASS

3DH5-Ant1-2480-30~26500-PASS

Appendix H: Reference level measurement

Test Result

Test Mode	Antenna	Freq(MHz)	Max.Point[MHz]	Result[dBm]
DH5	Ant1	2402	2402.18	5.96
DH5	Ant1	2441	2440.87	6.19
DH5	Ant1	2480	2479.87	6.49
2DH5	Ant1	2402	2402.16	3.46
2DH5	Ant1	2441	2440.87	6.33
2DH5	Ant1	2480	2480.03	5.20
3DH5	Ant1	2402	2402.18	6.03
3DH5	Ant1	2441	2441.19	6.42
3DH5	Ant1	2480	2479.87	6.41

Test Graphs

DH5-Ant1-2402-PASS

DH5-Ant1-2441-PASS

DH5-Ant1-2480-PASS

2DH5-Ant1-2402-PASS

2DH5-Ant1-2441-PASS

2DH5-Ant1-2480-PASS

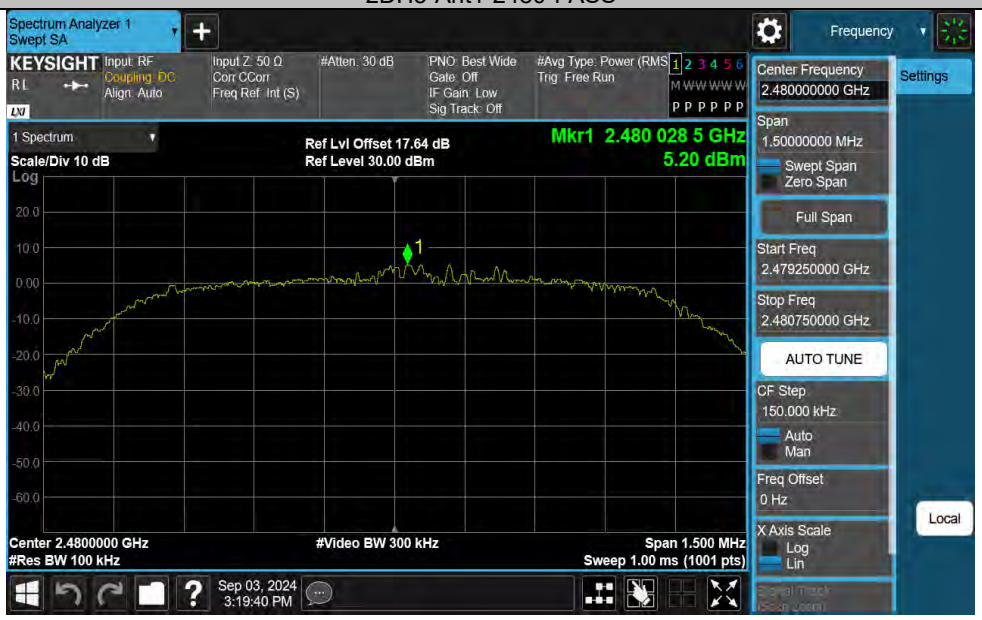

3DH5-Ant1-2402-PASS

3DH5-Ant1-2441-PASS

3DH5-Ant1-2480-PASS

13. TEST SETUP PHOTO

Radiated Test (Below 1GHz)



Radiated Test (Above 1GHz)



14. EUT PHOTO

External Photos
M/N: AH-C840NCW

External Photos

M/N: AH-C840NCW

External Photos

M/N: AH-C840NCW

External Photos

M/N: AH-C840NCW

External Photos

M/N: AH-C840NCW

External Photos

M/N: AH-C840NCW

External Photos

M/N: AH-C840NCW

External Photos

M/N: AH-C840NCW



External Photos

M/N: AH-C840NCW

External Photos

M/N: AH-C840NCW

External Photos

M/N: AH-C840NCW

External Photos

M/N: AH-C840NCW

External Photos

M/N: AH-C840NCW

External Photos

M/N: AH-C840NCW

Internal Photos

M/N: AH-C840NCW





Internal Photos

M/N: AH-C840NCW





Internal Photos

M/N: AH-C840NCW





Internal Photos

M/N: AH-C840NCW





Internal Photos

M/N: AH-C840NCW





Internal Photos

M/N: AH-C840NCW



Internal Photos

M/N: AH-C840NCW





Internal Photos

M/N: AH-C840NCW





Internal Photos

M/N: AH-C840NCW





Internal Photos

M/N: AH-C840NCW





Internal Photos

M/N: AH-C840NCW



End of Test Report