APPLICATION FOR FCC CERTIFICATION
BZ5MX100UX
HETERODYNE PROCESSOR INPUT
100 WATT UHF TRANSLATOR

EXHIBIT 5

TABULATED AGC DATA

INPUT LEVEL	RELATIVE OUTPUT dB=100% OUTPUT POWER
-15	-0.1
-10	-0.1
-5	0
500uV=0dB	0.0
+5	0
+10	0
+15	0
+20	-0.1
-15	0
-10	0
-5	0
1000uV=0dB	0.0
+5	0
+10	0
+15	0
+20	-0.1
+25	-0.1
-15	0
-10	0
-5	0
5000uV=0dB	0.0
+5	0
+10	0
+15	-0.1
+20	-0.1

APPLICATION FOR FCC CERTIFICATION
BZ5MX100UX
HETERODYNE PROCESSOR INPUT
100 WATT UHF TRANSLATOR

EXHIBIT 6a

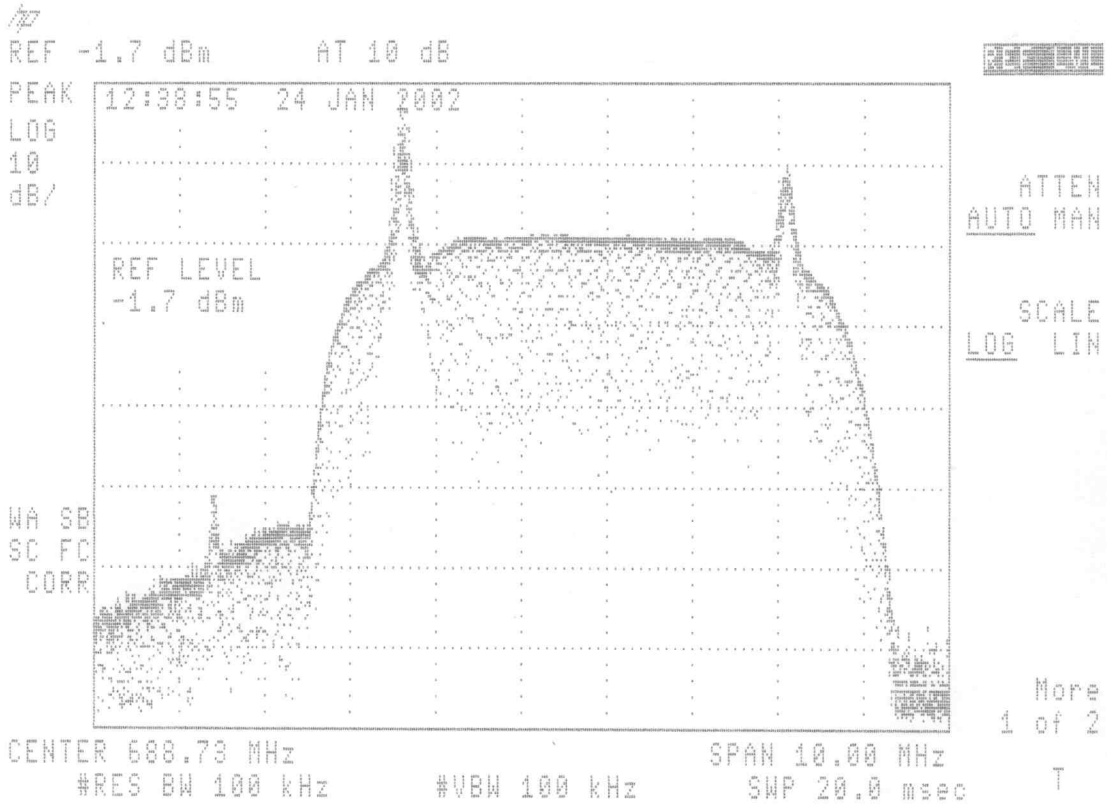

APPLICATION FOR FCC CERTIFICATION
BZ5MX100UX
HETERODYNE PROCESSOR INPUT
100 WATT UHF TRANSLATOR

EXHIBIT 6b

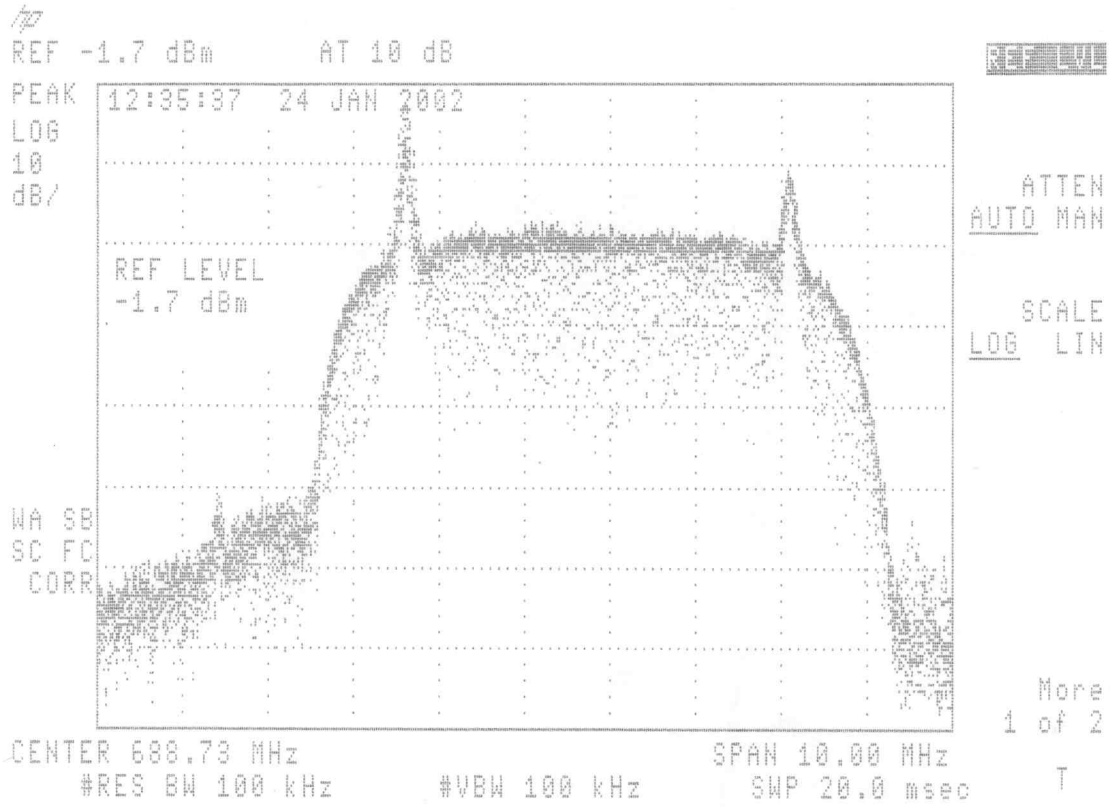

EXHIBIT 6c

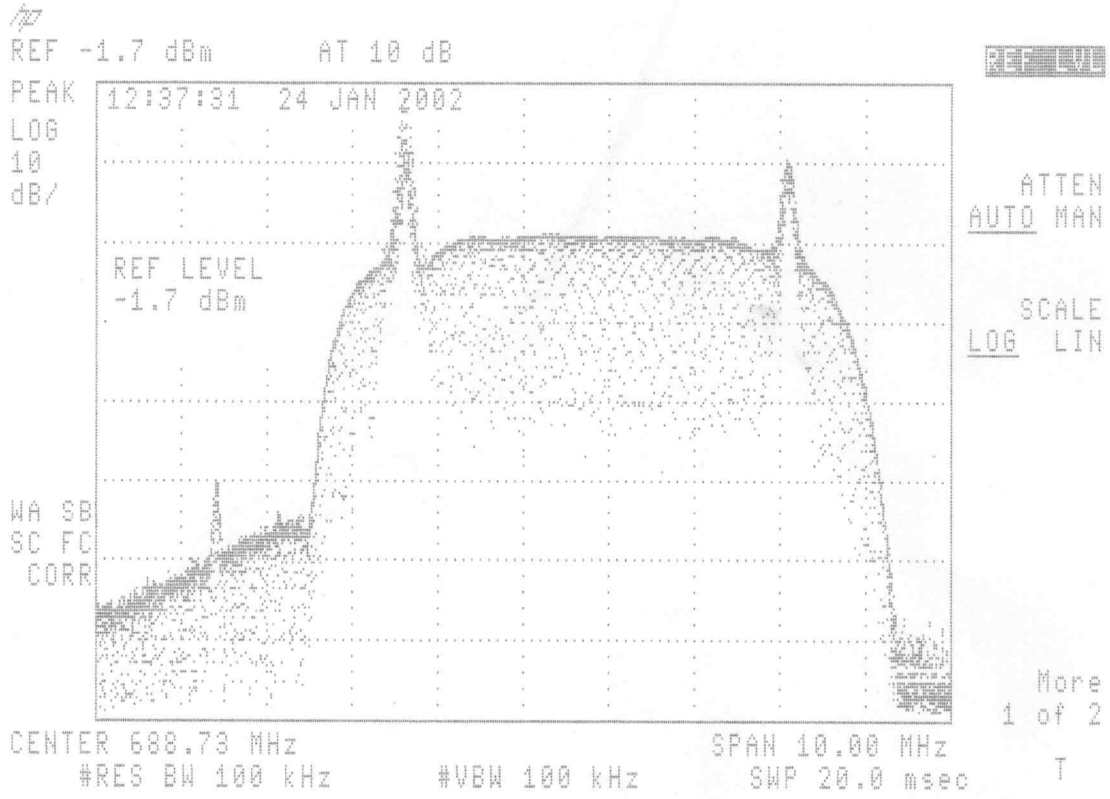

APPLICATION FOR FCC CERTIFICATION
BZ5MX100UX
HETERODYNE PROCESSOR INPUT
100 WATT UHF TRANSLATOR

EXHIBIT 9

Power requirements for the 100 Watt UHF Translator were determined as follows:

1. The translator's visual power meter measures the peak visual power by reading the average levels of a detected sample of the output. The meter is calibrated by multiplying the above visual power reading by 168%. The visual metering circuitry has a negligible response to the aural power due to the large (>10MHz) detector bandwidth. When the detector bandwidth is this large, the detector does not peak detect the intercarrier beat product.

2. The aural power is measured by reading the peak level of the detected 4.5MHz intercarrier product. The level of this product has a direct correspondence to the aural power and is independent of the visual power as long as the peak visual power exceeds the aural power. This is always true for normal operation.

BZ5MX100UX
POWER MEASUREMENTS

MEASURED VISUAL POWER NOTE 1	MEASURED AURAL POWER NOTE 2	SUPPLY CURRENT TO OUTPUT DEVICES VISUAL ONLY NOTE 3	SUPPLY CURRENT TO OUTPUT DEVICES VISUAL & AURAL NOTE 3
59.5 WATTS	5.95 WATTS	13 AMPS	13 AMPS

NOTE 1: Measured on the Model 43 Bird Wattmeter with the visual carrier modulated by the standard synchronizing signal at 75% of peak amplitude and the aural carrier disabled.

NOTE 2: Measured on the Model 43 Bird Wattmeter with the visual carrier disabled.

NOTE 3: The voltage across the output devices on all models is +28 volts. The output devices are operated Class A.

APPLICATION FOR FCC CERTIFICATION
BZ5MX100UX
HETERODYNE PROCESSOR INPUT
100 WATT UHF TRANSLATOR

EXHIBIT 10a

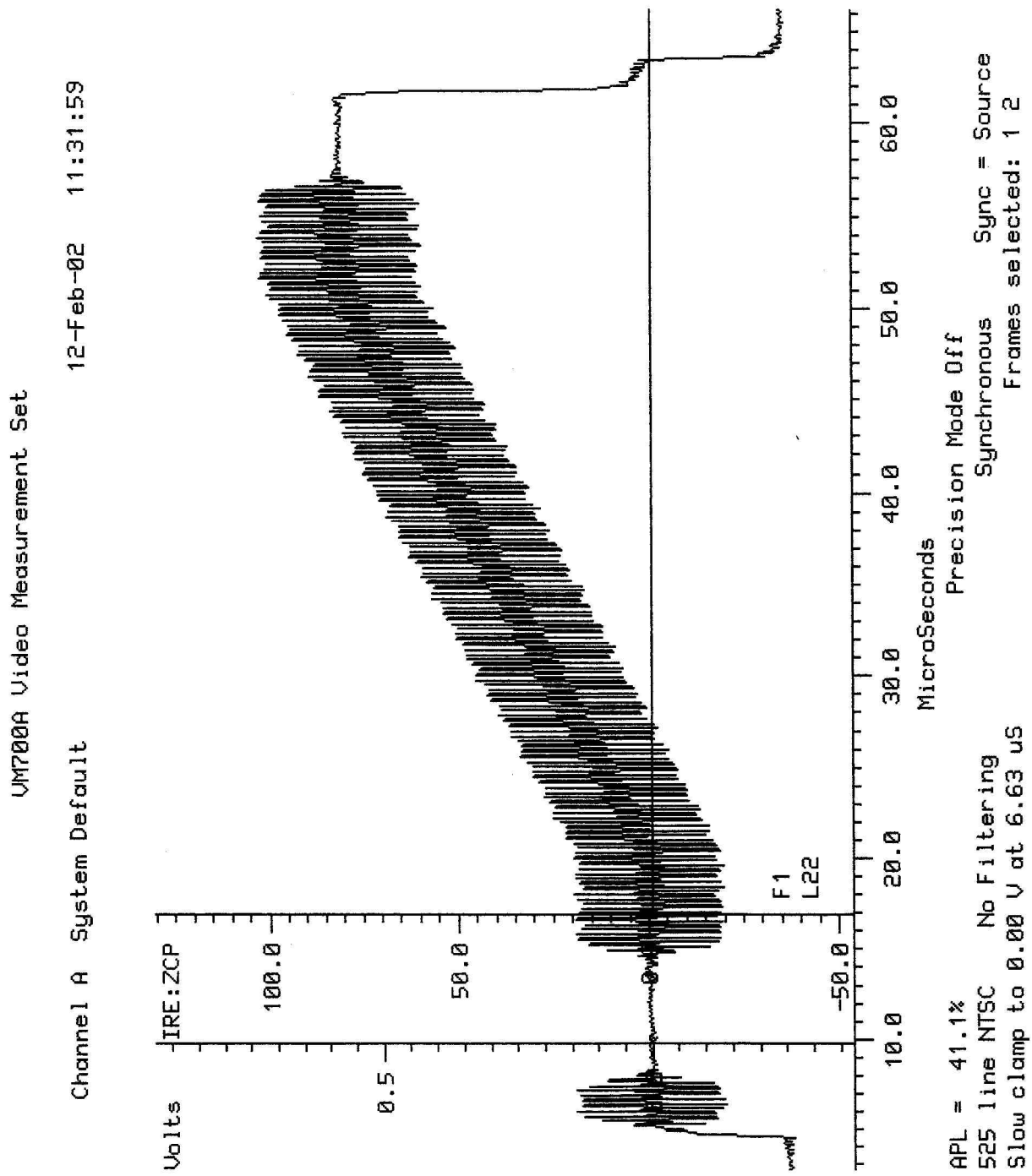

APPLICATION FOR FCC CERTIFICATION
BZ5MX100UX
HETERODYNE PROCESSOR INPUT
100 WATT UHF TRANSLATOR

EXHIBIT 10b

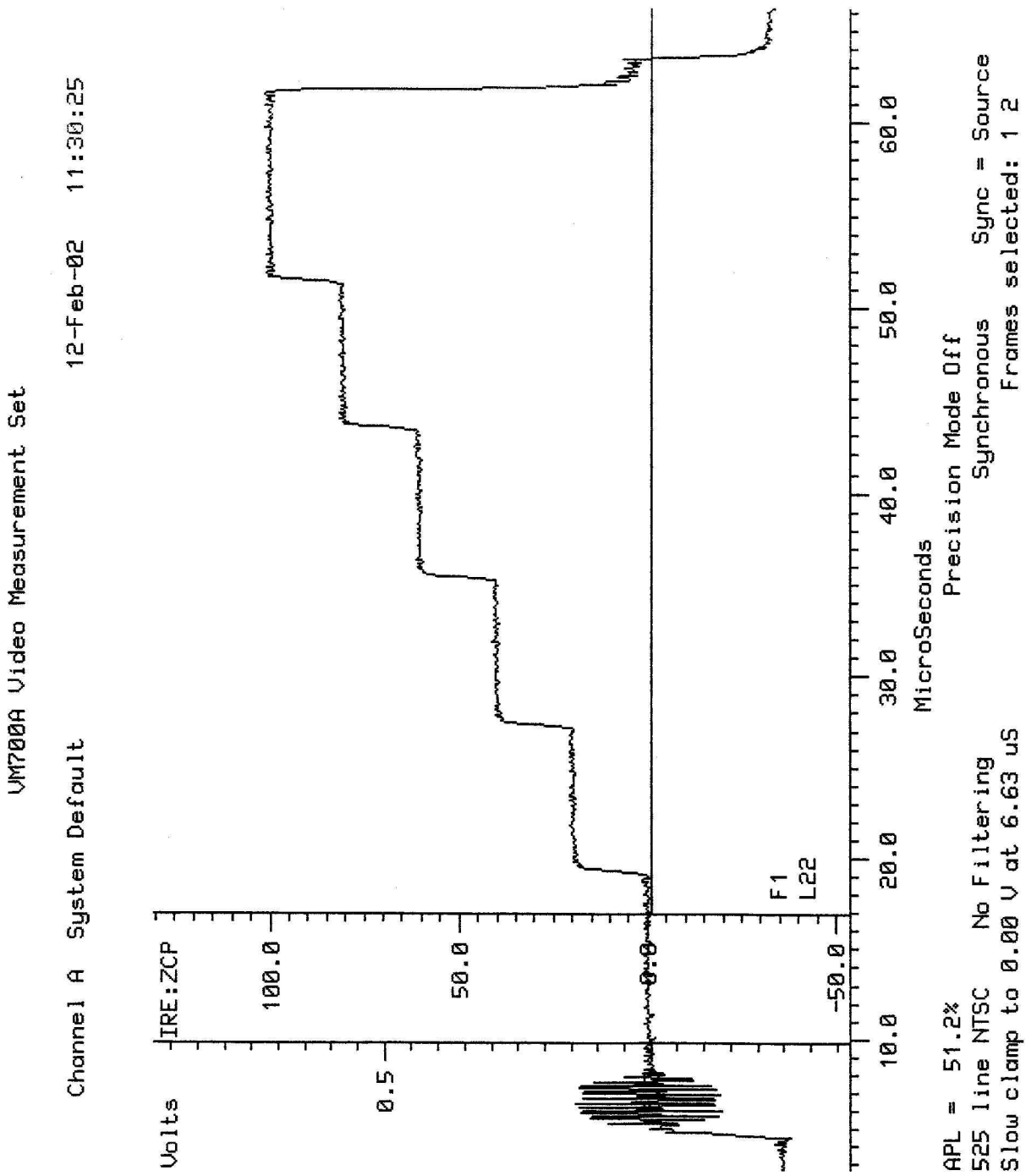

APPLICATION FOR FCC CERTIFICATION
BZ5MX100UX
HETERODYNE PROCESSOR INPUT
100 WATT UHF TRANSLATOR

EXHIBIT 10c

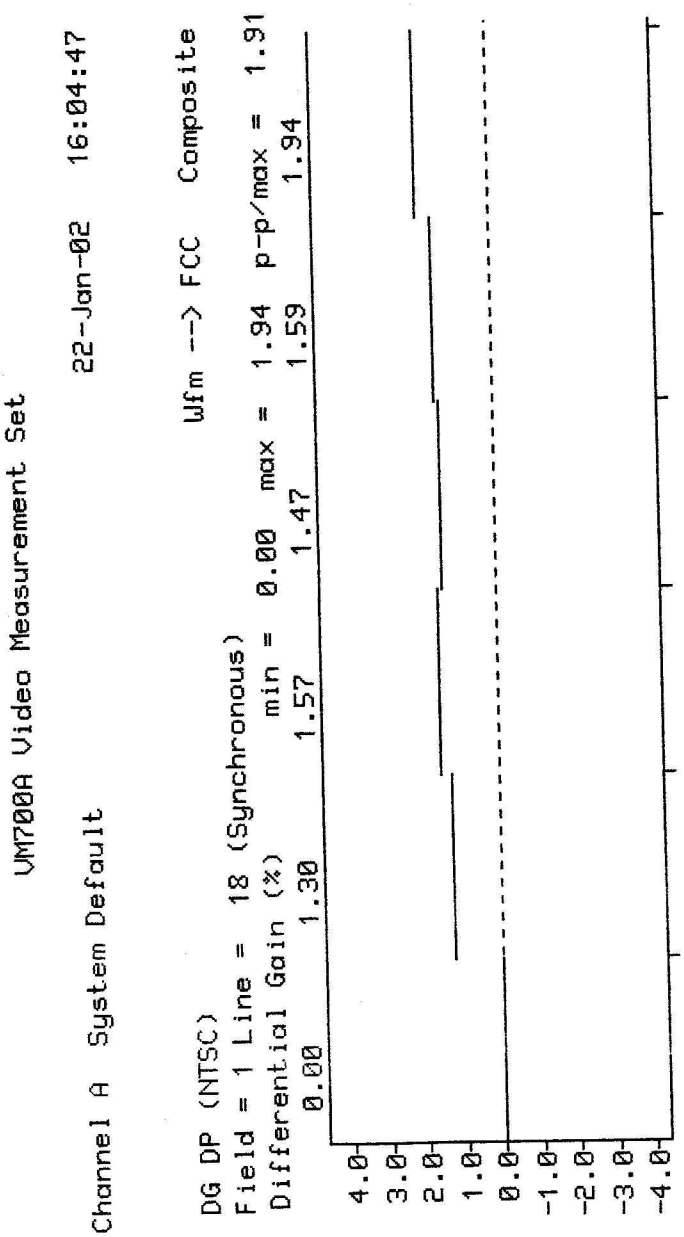

EXHIBIT 10d

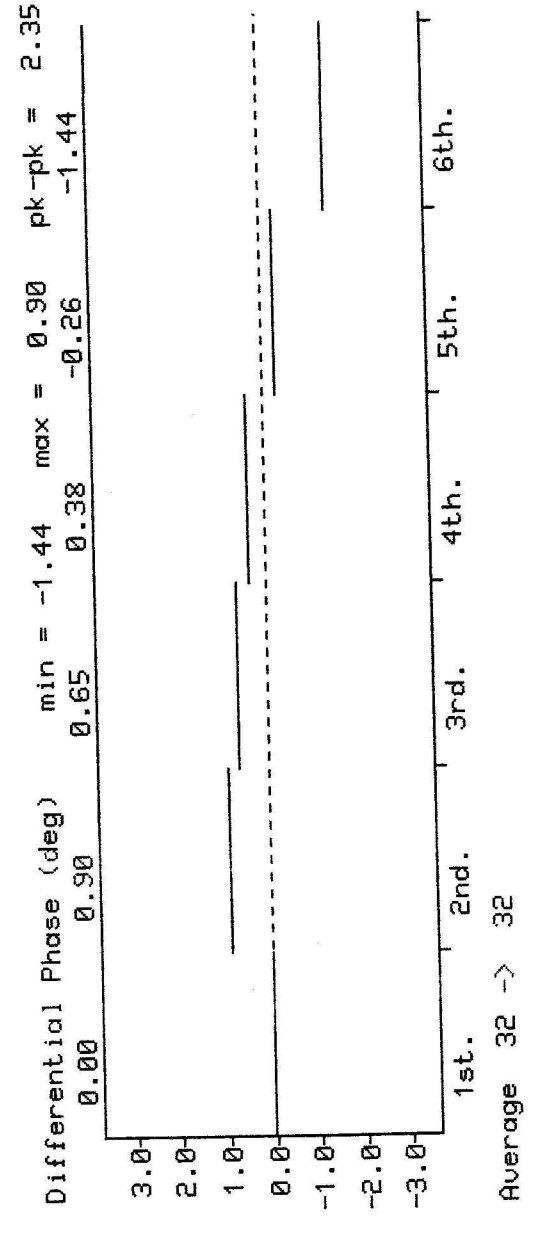

APPLICATION FOR FCC CERTIFICATION
BZ5MX100UX
HETERODYNE PROCESSOR INPUT
100 WATT UHF TRANSLATOR

EXHIBIT 11a

OVERALL GROUP DELAY

FREQUENCY(MHz)	OVERALL DELAY(nS)
0.20	0 (Reference)
0.40	-30
0.60	-30
0.80	-50
1.0	-55
1.20	-55
1.40	-30
1.60	-45
1.80	-30
2.0	-45
2.20	-30
2.40	-20
2.60	-30
2.80	-10
3.0	-60
3.20	-55
3.40	-120
3.58	-160
3.80	-240
4.0	-300
4.18	-320

APPLICATION FOR FCC CERTIFICATION
BZ5MX100UX
HETERODYNE PROCESSOR INPUT
100 WATT UHF TRANSLATOR
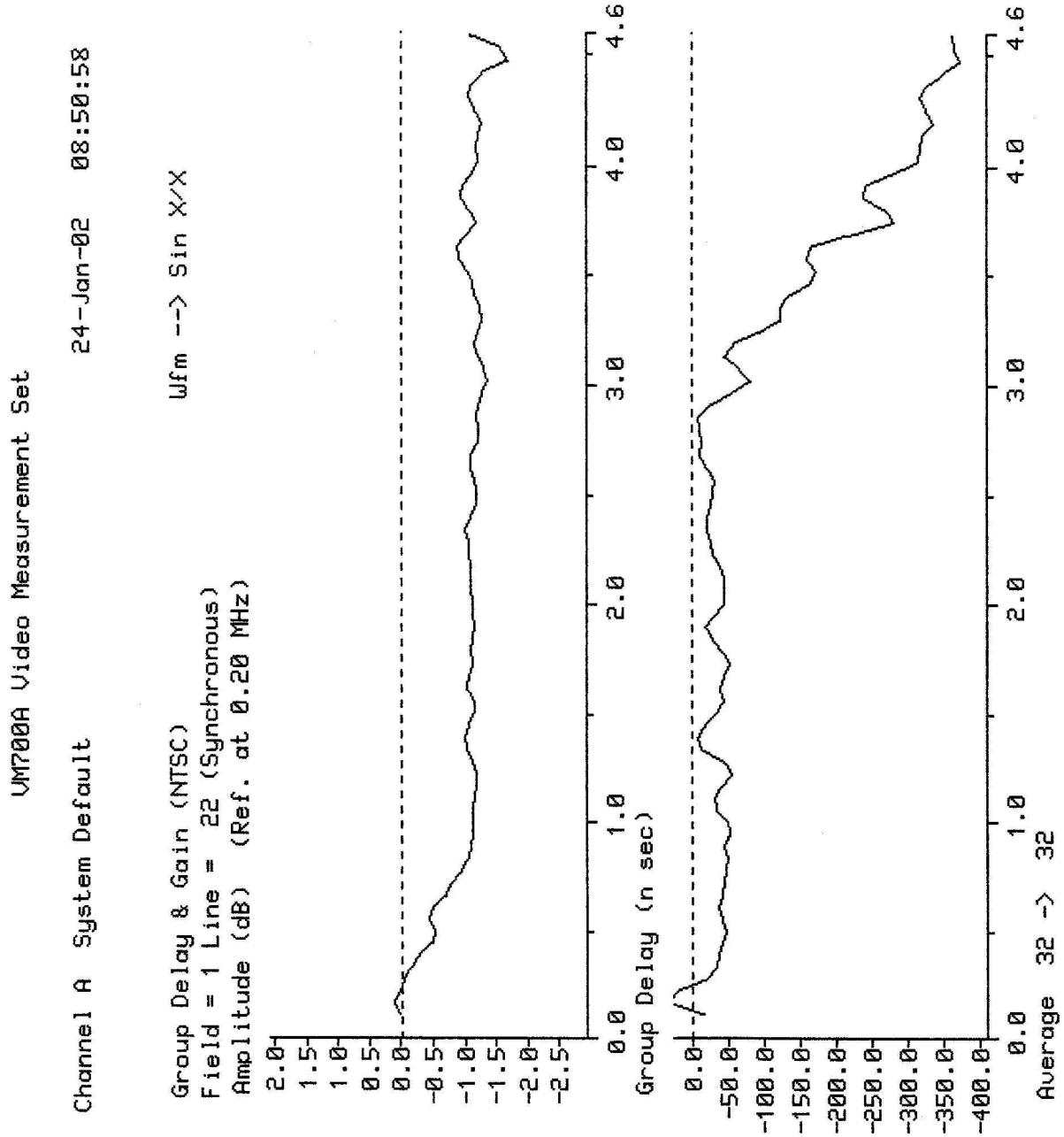
EXHIBIT 11b