TEST SETUP REPORT

For

MODEL NO. 1770
FCC ID: C3K 1770
IC ID: 3048A-1770

Test Report No. R-TR209-TS-1
Issue Date: November 1, 2015

FCC CFR47 Part 15 Subpart C
IC RSS-247 Issue 1

Prepared by
Microsoft EMC Laboratory
17760 NE 67th Ct,
Redmond WA, 98052, U.S.A.
425-421-9799
sajose@microsoft.com

ACCREDITED
TESTING CERT #3472.01

1 Record of Revisions

Revision	Date	Section	Page(s)	Summary of Changes	Author/Revised By:
1.0	11/01/2015	All	All	Version 1.0	Daniel Salinas

2 Test Setup pictures



Fig.1 Radiated Spurious Emissions Test Setup (30MHz – 1GHz)



Fig.2 Radiated Spurious Emissions Test Setup (1-18 GHz) Test Site 1



Fig 3. Radiated Spurious Emissions Test Setup (1-18 GHz) Test Site 2



Fig.4 Radiated Spurious Emissions (18-26.5GHz)



Fig.5 Radiated Spurious Emissions (26.5 -40 GHz)



Fig.6 Antenna port Conducted Measurements Test Setup



Fig.7 DFS Test Setup 1



Fig.8 DFS Test Setup 2

Fig.9 AC Line Conducted Emissions Measurements Test Setup

Fig. 10 AC Line Conducted Emissions Test Setup



Fig. 11 AC Line Conducted Emissions Measurements Test Setup – Back View