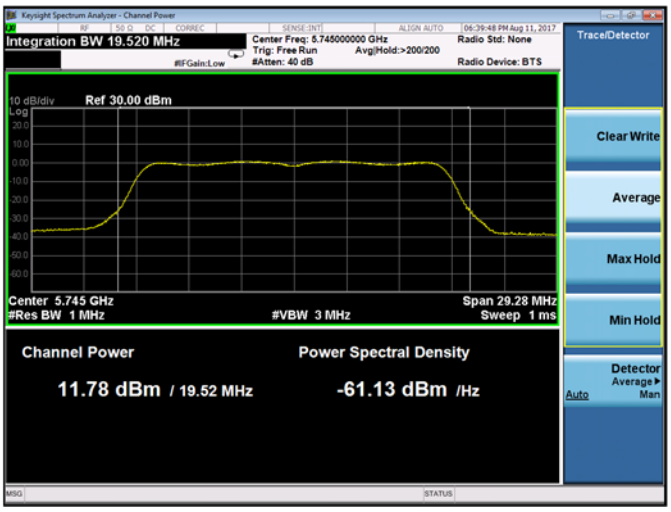

Plot 9-198. Maximum Conducted Output Power Chain B 802.11a (Ch. 149)

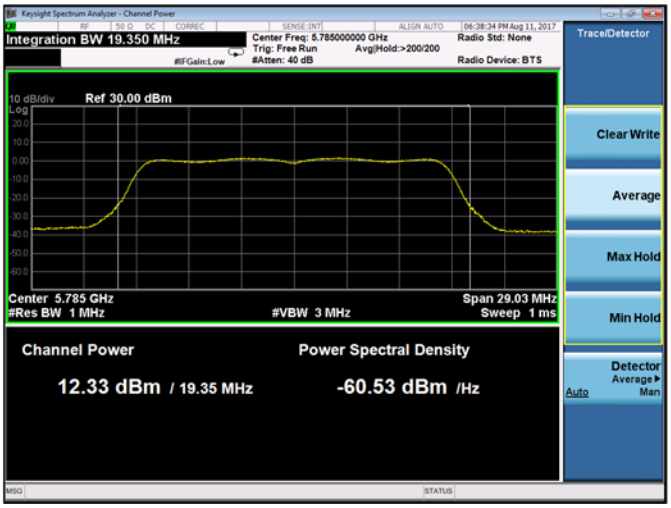

Plot 9-199. Maximum Conducted Output Power Chain B 802.11a (Ch. 157)

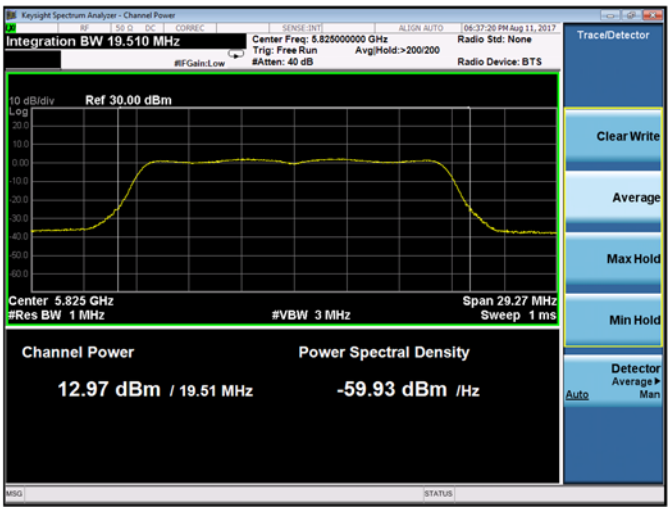

Plot 9-200. Maximum Conducted Output Power Chain B 802.11a (Ch. 165)

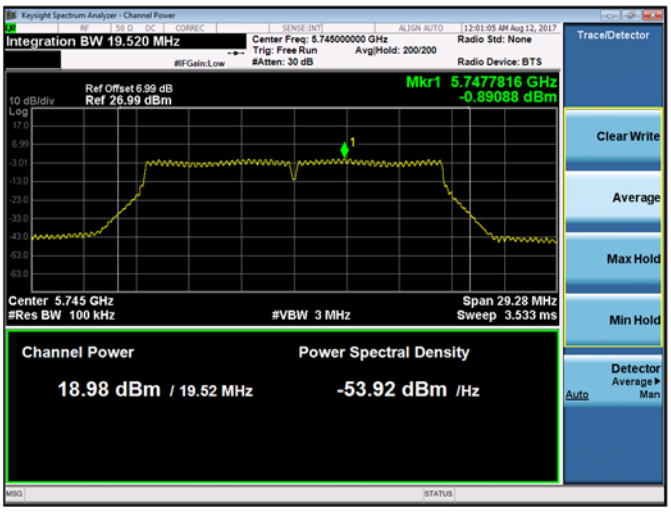

Plot 9-201. Maximum Power Spectral Density Chain B 802.11a (Ch. 149)

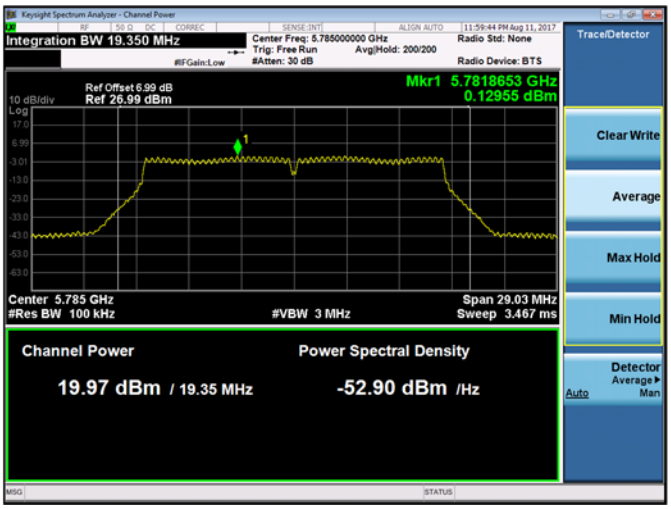

Plot 9-202. Maximum Power Spectral Density Chain B 802.11a (Ch. 157)

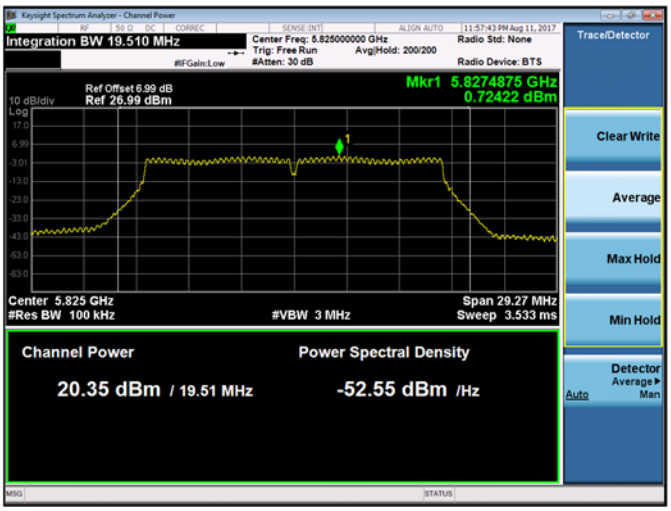

Plot 9-203. Maximum Power Spectral Density Chain B 802.11a (Ch. 165)

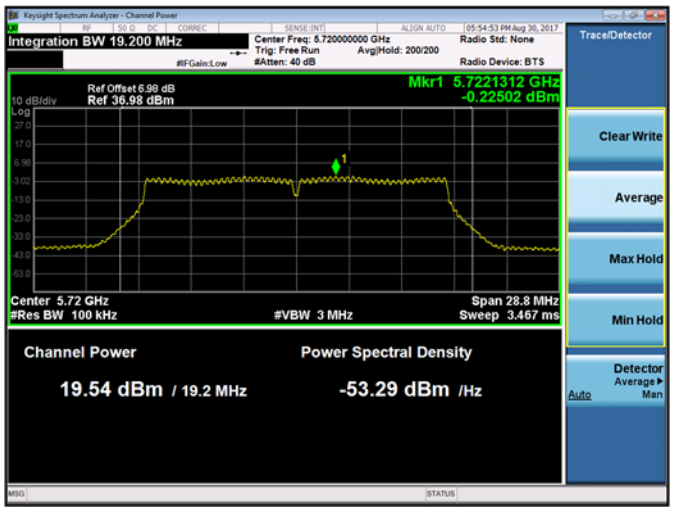

Plot 9-204. Maximum Power Spectral Density Chain B 802.11a (Ch. 144)

9.5.5.3 Chain A+B 802.11n HT20 Maximum Conducted Output Power

Chain A+B 802.11n HT20 Maximum Conducted Output Power								
Chan. No.	**Freq. (MHz)**	**Chain A (dBm)**	**Chain B (dBm)**	**Total Power (dBm)**	**15.407 Limit (dBm)**	**RSS-247 Limit (dBm)**	**15.407 Margin (dB)**	**RSS-247 Margin (dB)**
36	5180	10.96	11.51	14.27	24.00	--	-9.73	--
44	5220	11.12	11.84	14.52	24.00	--	-9.48	--
48	5240	11.03	12.04	14.59	24.00	--	-9.41	--
52	5260	12.30	13.38	15.89	23.98	23.45	-8.08	-7.56
60	5300	12.35	13.07	15.75	23.97	23.45	-8.22	-7.71
64	5320	12.50	13.17	15.87	23.98	23.45	-8.11	-7.58
100	5500	13.51	13.28	16.42	23.96	23.46	-7.54	-7.04
116	5580	13.32	13.13	16.25	23.98	23.46	-7.73	-7.21
140	5700	13.48	12.90	16.22	23.95	23.46	-7.73	-7.24
144	5720	13.43	13.18	16.33	22.74	22.39	-6.41	-6.06
149	5745	12.37	11.93	15.18	30.00	30.00	-14.82	-14.82
157	5785	12.53	12.49	15.53	30.00	30.00	-14.47	-14.47
165	5825	12.22	12.87	15.58	30.00	30.00	-14.42	-14.42

Chain A+B 802.11n HT20 E.I.R.P						
Channel No.	**Frequency (MHz)**	**Total Power (dBm)**	**Antenna Gain (dBi)**	**E.I.R.P (dBm)**	**RSS-247 E.I.R.P Limit (dBm)**	**RSS-247 E.I.R.P. Margin (dB)**
36	5180	14.27	3.30	17.56	22.45	-4.89
44	5220	14.52	3.30	17.81	22.45	-4.64
48	5240	14.59	3.30	17.88	22.45	-4.57
52	5260	15.89	3.30	19.19	29.45	-10.26
60	5300	15.75	3.30	19.04	29.45	-10.41
64	5320	15.87	3.30	19.17	29.45	-10.29
100	5500	16.42	3.41	19.83	29.46	-9.63
116	5580	16.25	3.41	19.66	29.46	-9.80
140	5700	16.22	3.41	19.63	29.46	-9.83
144	5720	16.33	3.41	19.74	28.39	-8.65
149	5745	15.18	2.39	17.57	--	--
157	5785	15.53	2.39	17.93	--	--
165	5825	15.58	2.39	17.97	--	--

9.5.5.4 Chain A+B 802.11n HT20 Maximum Power Spectral Density

UNII-1 Chain A+B 802.11n HT20 Maximum Power Spectral Density/MHz										
Chan. No.	Freq. (MHz)	Chain A (dBm)	Chain B (dBm)	Total PSD $(\frac{dBm}{MHz})$	Total Ant. Gain (dBi)	Total EIRP PSD $(\frac{dBm}{MHz})$	15.407 Limit $(\frac{dBm}{MHz})$	RSS-247 EIRP PSD Limit $(\frac{dBm}{MHz})$	15.407 Margin (dB)	RSS-247 Margin (dB)
36	5180	-0.23	0.44	3.14	6.28	9.42	10.72	10.00	-7.58	-0.58
44	5220	-0.04	0.67	3.35	6.28	9.63	10.72	10.00	-7.37	-0.37
48	5240	-0.03	0.83	3.44	6.28	9.72	10.72	10.00	-7.28	-0.28

UNII-2A and UNII-2C Chain A+B 802.11n HT20 Maximum Power Spectral Density/MHz								
Channel No.	Frequency (MHz)	Chain A (dBm)	Chain B (dBm)	Total PSD $(\frac{dBm}{MHz})$	15.407 Limit $(\frac{dBm}{MHz})$	RSS-247 Limit $(\frac{dBm}{MHz})$	15.407 Margin (dB)	RSS-247 Margin (dB)
52	5260	1.31	2.31	4.86	10.72	11.00	-5.86	-6.14
60	5300	1.27	2.22	4.79	10.72	11.00	-5.93	-6.21
64	5320	1.40	2.29	4.89	10.72	11.00	-5.83	-6.11
100	5500	2.49	2.47	5.50	10.59	11.00	-5.08	-5.50
116	5580	2.37	2.07	5.24	10.59	11.00	-5.34	-5.76
140	5700	2.39	1.75	5.11	10.59	11.00	-5.48	-5.89
144	5720	2.34	2.21	5.30	10.59	11.00	-5.29	-5.70

UNII-3 Chain A+B 802.11n HT20 Maximum Power Spectral Density/500kHz								
Chan. No.	Freq. (MHz)	Chain A (dBm)	Chain B (dBm)	Total PSD $(\frac{dBm}{500\ kHz})$	15.407 Limit $(\frac{dBm}{500\ kHz})$	RSS-247 Limit $(\frac{dBm}{500\ kHz})$	15.407 Margin (dB)	RSS-247 Margin (dB)
149	5745	-0.11	-0.41	2.76	30.00	30.00	-27.24	-27.24
157	5785	0.01	0.31	3.19	30.00	30.00	-26.81	-26.81
165	5825	0.04	0.36	3.22	30.00	30.00	-26.78	-26.78
144	5720	-0.11	-0.78	2.59	30.00	30.00	-27.41	-27.41

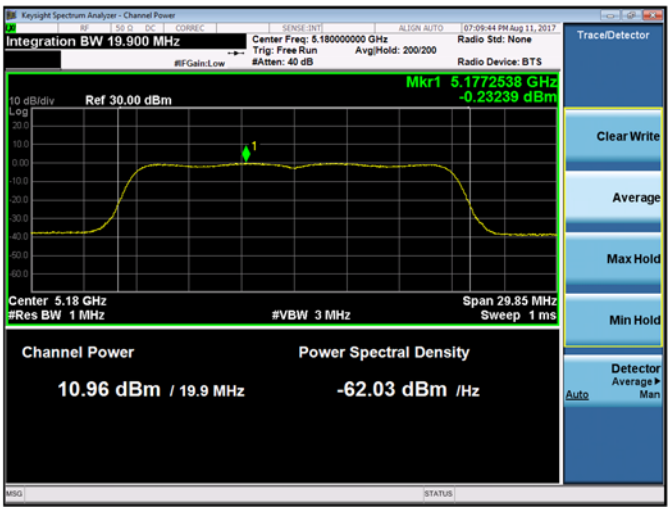

Plot 9-205. Maximum Conducted Output Power and PSD Chain A 802.11n HT20 (Ch. 36)

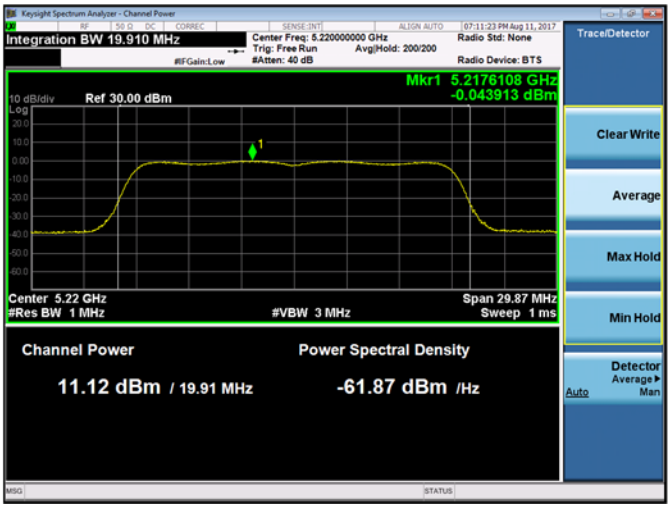

Plot 9-206. Maximum Conducted Output Power and PSD Chain A 802.11n HT20 (Ch. 44)

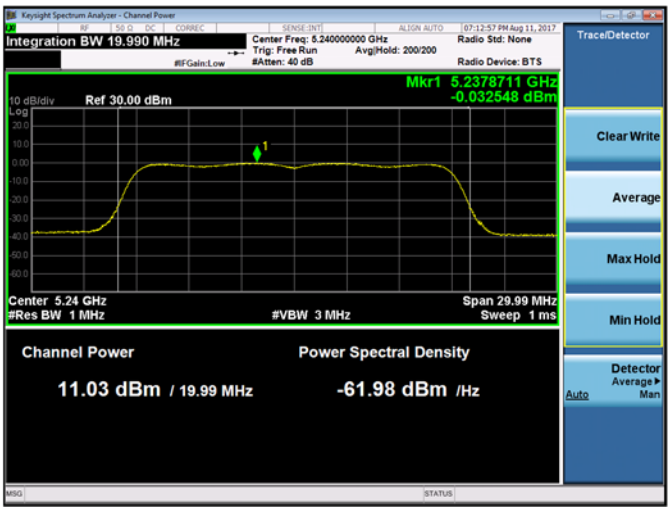

Plot 9-207. Maximum Conducted Output Power and PSD Chain A 802.11n HT20 (Ch. 48)

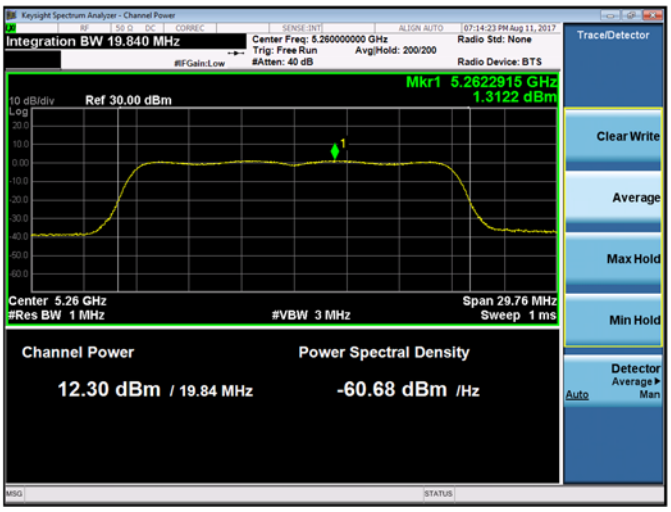

Plot 9-208. Maximum Conducted Output Power and PSD Chain A 802.11n HT20 (Ch. 52)

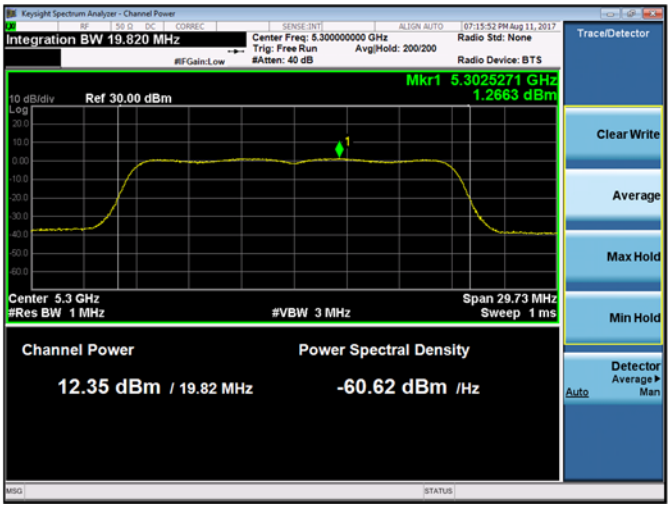

Plot 9-209. Maximum Conducted Output Power and PSD Chain A 802.11n HT20 (Ch. 60)

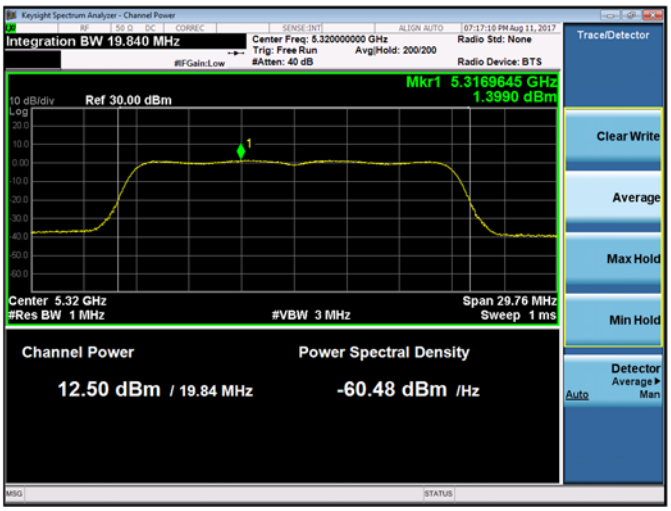

Plot 9-210. Maximum Conducted Output Power and PSD Chain A 802.11n HT20 (Ch. 64)

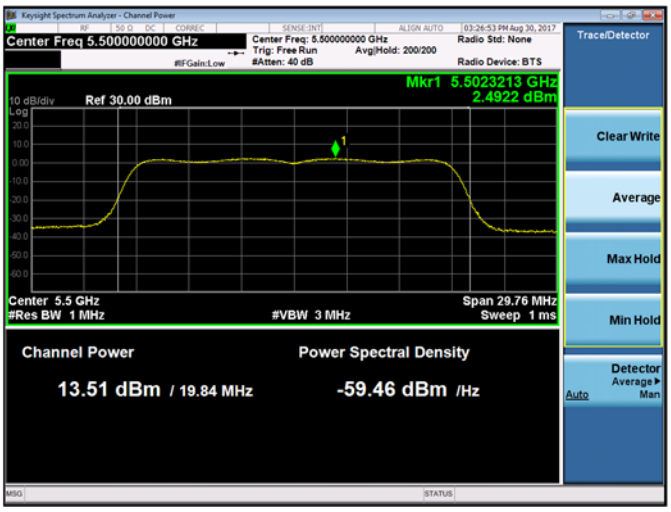

Plot 9-211. Maximum Conducted Output Power and PSD Chain A 802.11n HT20 (Ch. 100)

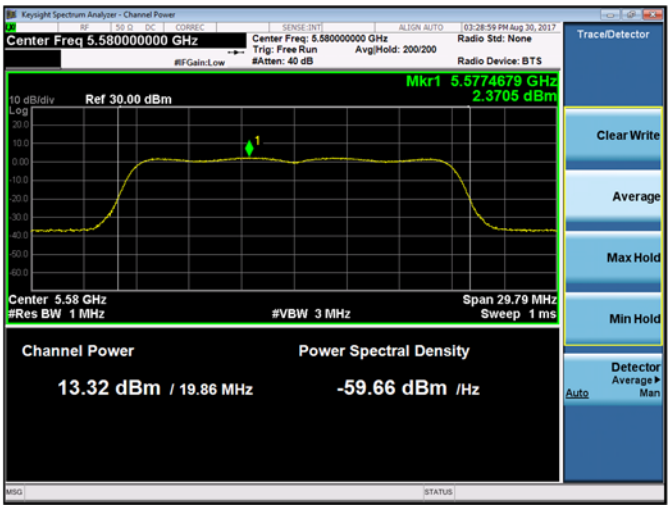

Plot 9-212. Maximum Conducted Output Power and PSD Chain A 802.11n HT20 (Ch. 116)

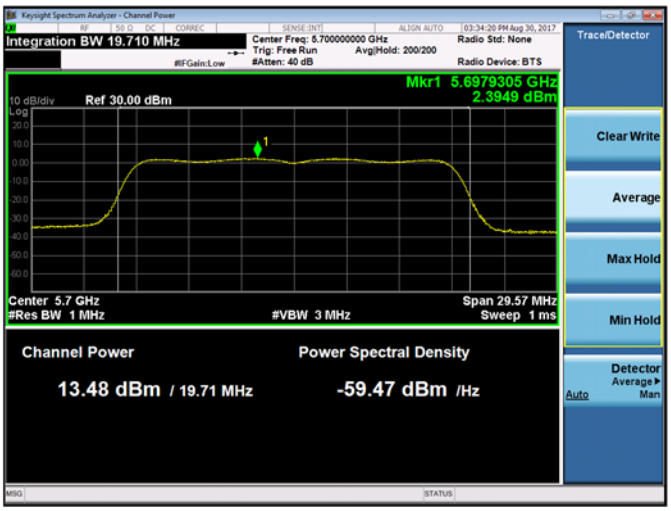

Plot 9-213. Maximum Conducted Output Power and PSD Chain A 802.11n HT20 (Ch. 140)

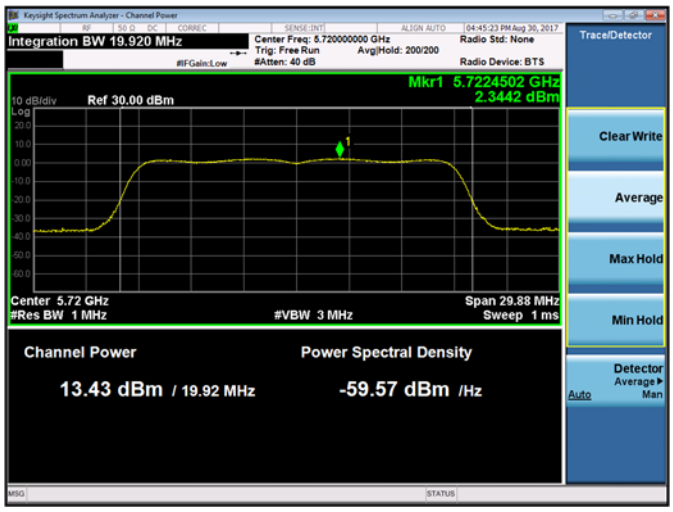

Plot 9-214. Maximum Conducted Output Power and PSD Chain A 802.11n HT20 (Ch. 144)

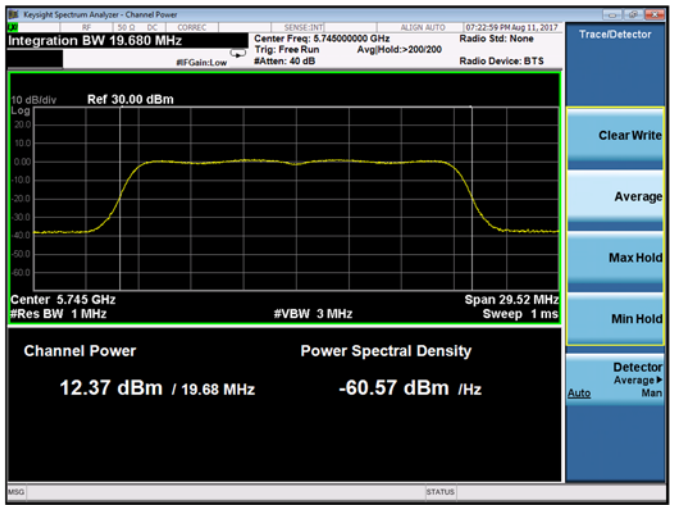

Plot 9-215. Maximum Conducted Output Power Chain A 802.11n HT20 (Ch. 149)

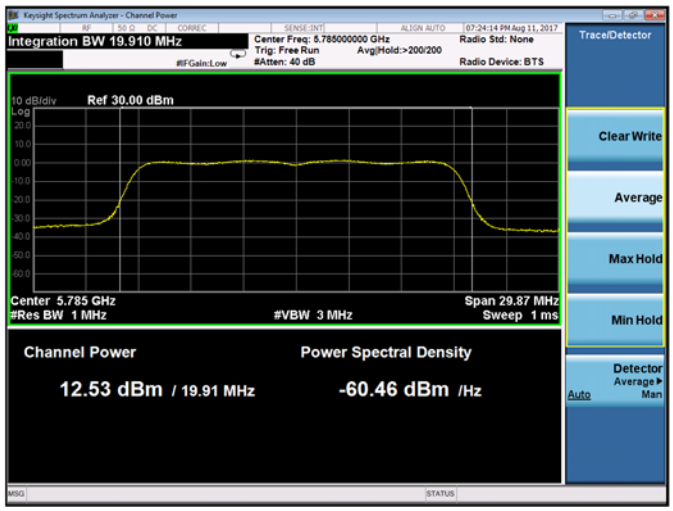

Plot 9-216. Maximum Conducted Output Power Chain A 802.11n HT20 (Ch. 157)

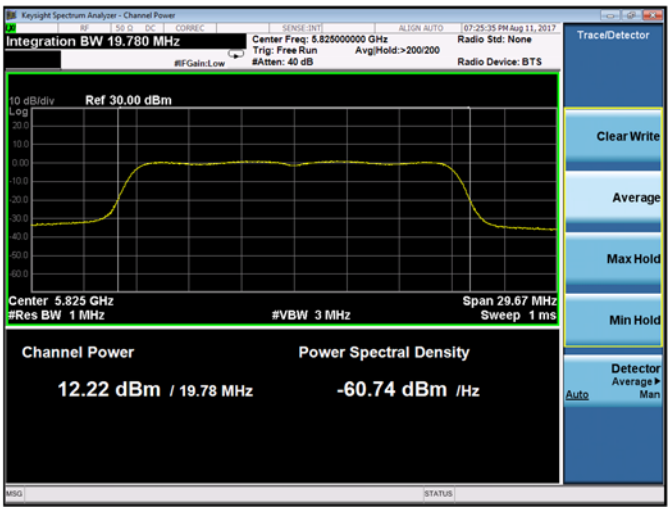

Plot 9-217. Maximum Conducted Output Power Chain A 802.11n HT20 (Ch. 165)

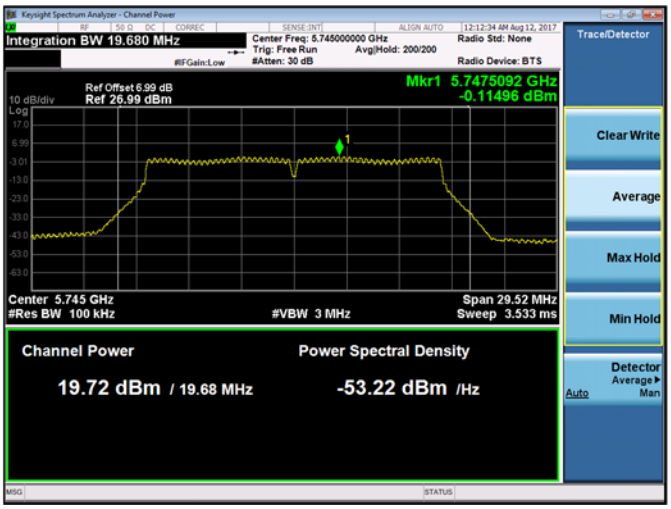

Plot 9-218. Maximum Power Spectral Density Chain A 802.1n HT20 (Ch. 149)

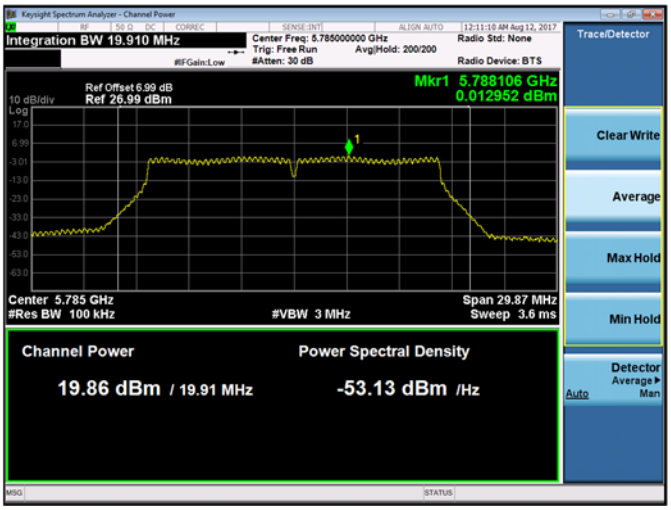

Plot 9-219. Maximum Power Spectral Density Chain A 802.11n HT20 (Ch. 157)

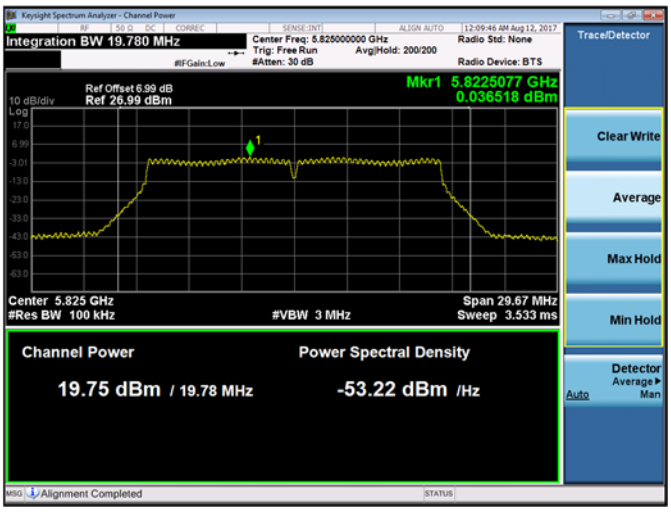

Plot 9-220. Maximum Power Spectral Density Chain A 802.11n HT20 (Ch. 165)

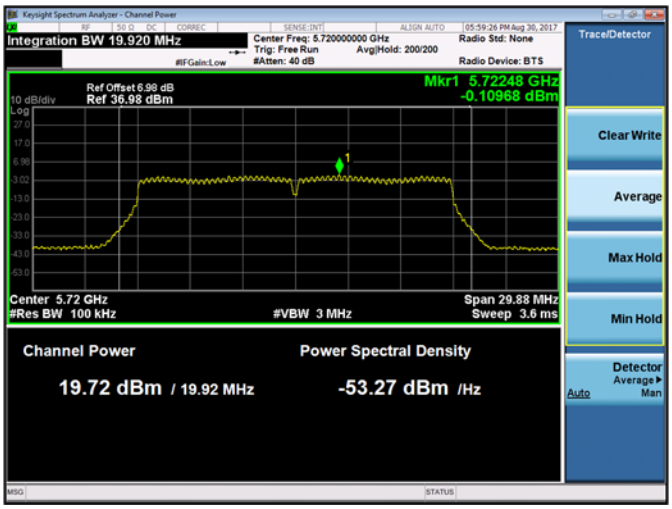

Plot 9-221. Maximum Power Spectral Density Chain A 802.11n HT20 (Ch. 144)

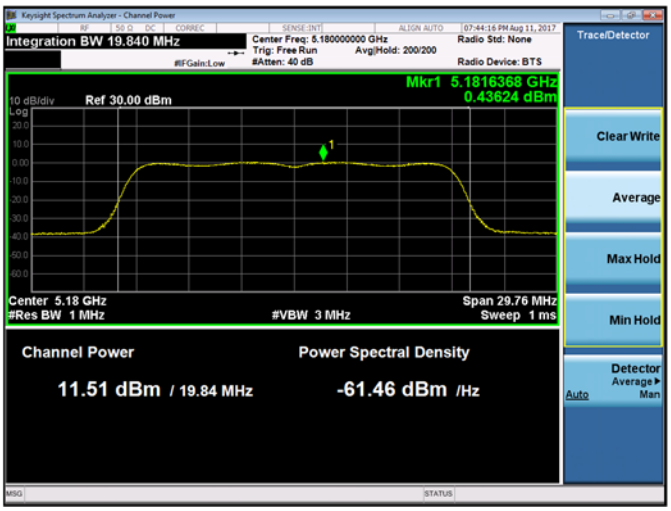

Plot 9-222. Maximum Conducted Output Power and PSD Chain B 802.11n HT20 (Ch. 36)

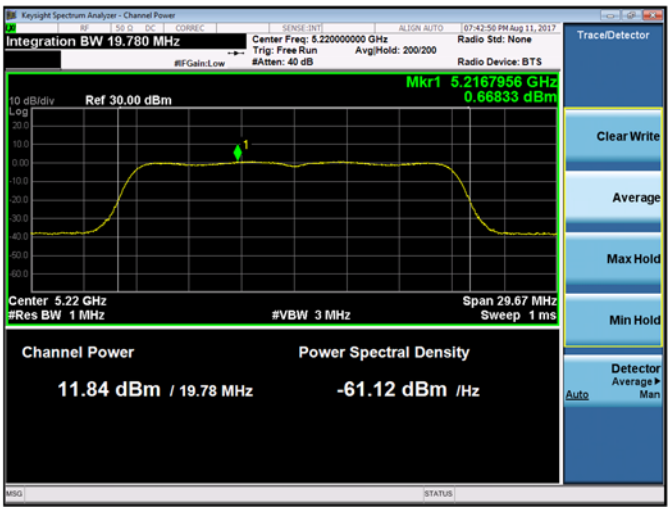

Plot 9-223. Maximum Conducted Output Power and PSD Chain B 802.11n HT20 (Ch. 44)

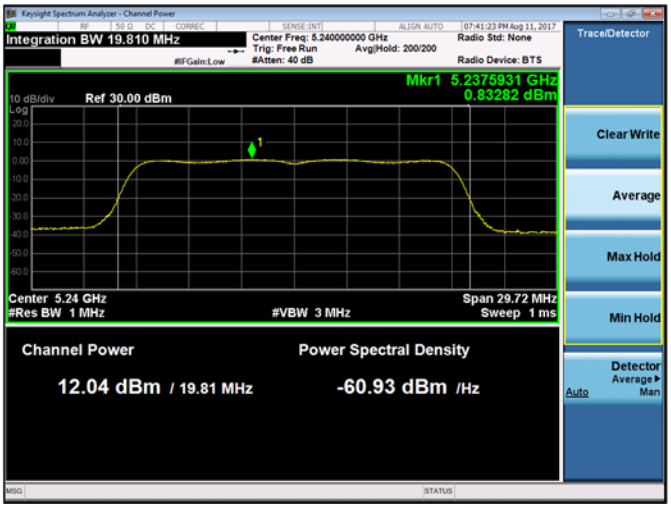

Plot 9-224. Maximum Conducted Output Power and PSD Chain B 802.11n HT20 (Ch. 48)

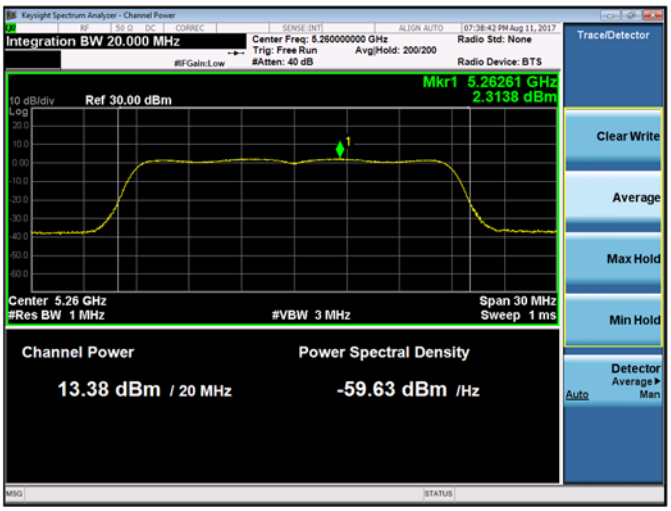

Plot 9-225. Maximum Conducted Output Power and PSD Chain B 802.11n HT20 (Ch. 52)

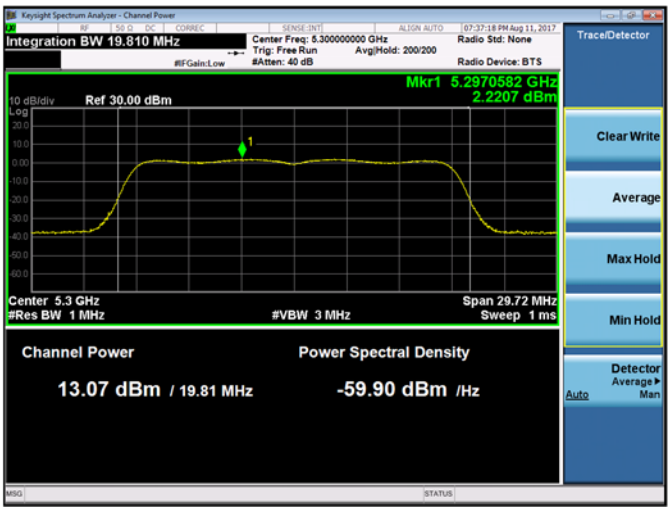

Plot 9-226. Maximum Conducted Output Power and PSD Chain B 802.11n HT20 (Ch. 60)

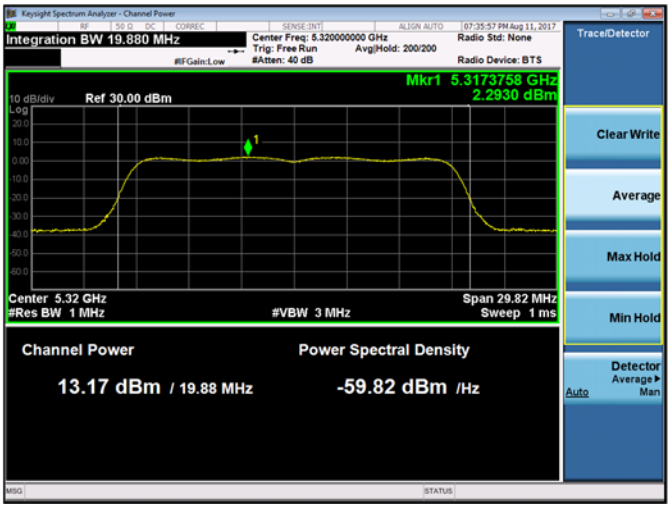

Plot 9-227. Maximum Conducted Output Power and PSD Chain B 802.11n HT20 (Ch. 64)

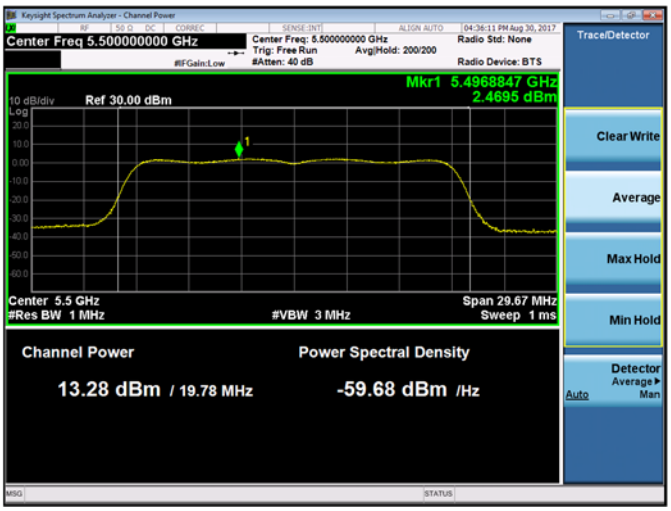

Plot 9-228. Maximum Conducted Output Power and PSD Chain B 802.11n HT20 (Ch. 100)

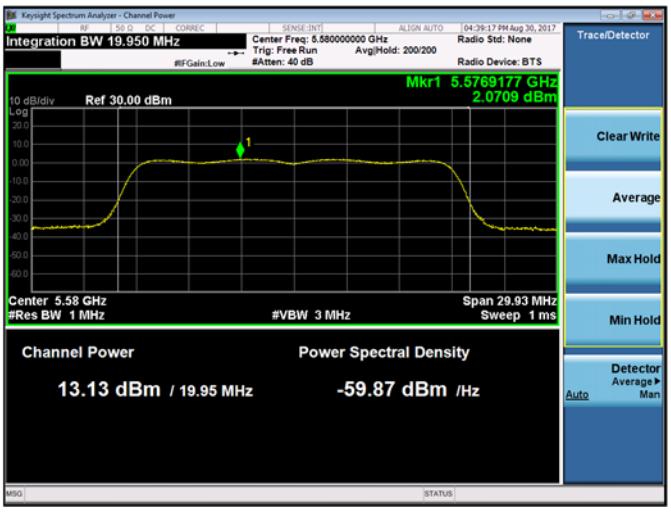

Plot 9-229. Maximum Conducted Output Power and PSD Chain B 802.11n HT20 (Ch. 116)

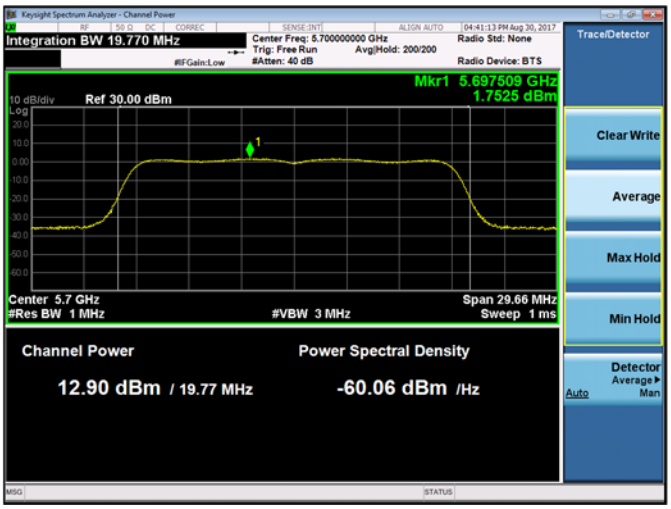

Plot 9-230. Maximum Conducted Output Power and PSD Chain B 802.11n HT20 (Ch. 140)

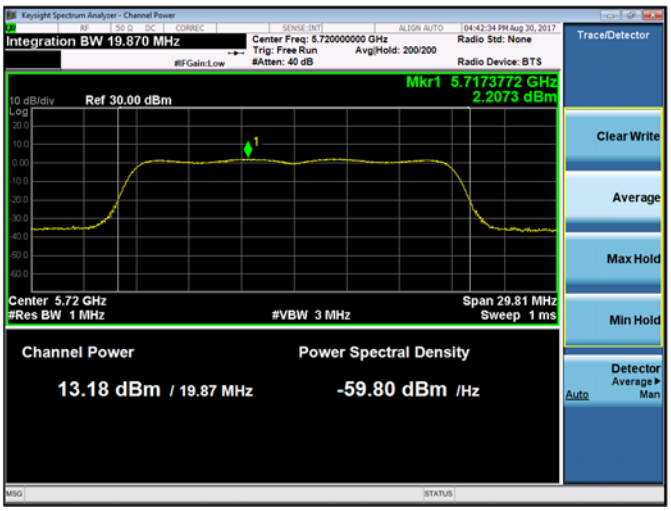

Plot 9-231. Maximum Conducted Output Power and PSD Chain B 802.11n HT20 (Ch. 144)

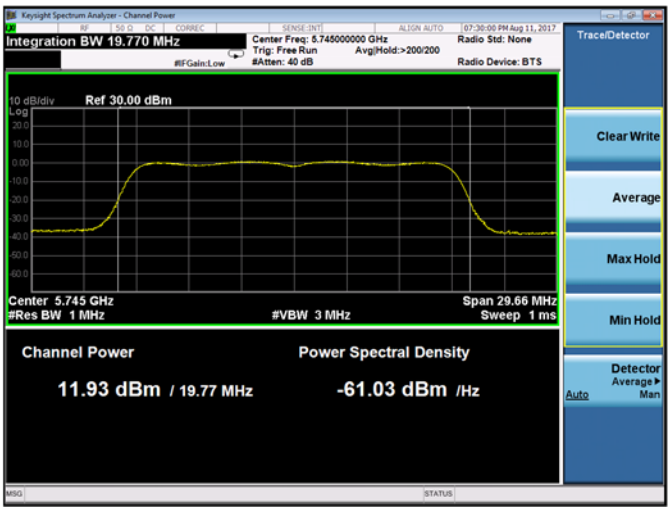

Plot 9-232. Maximum Conducted Output Power Chain B 802.11n HT20 (Ch. 149)

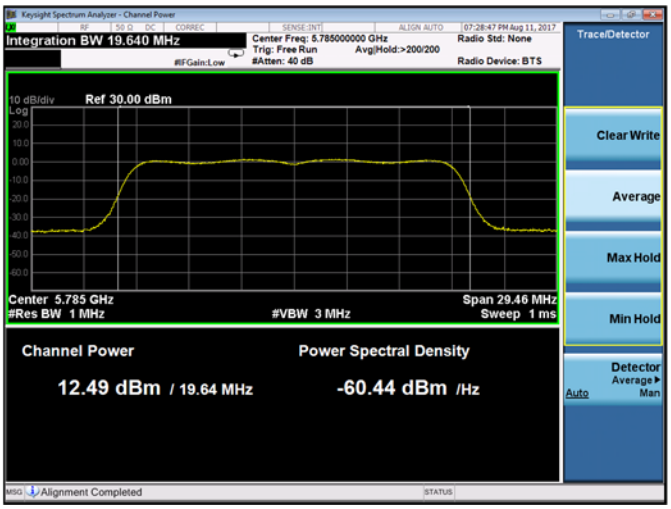

Plot 9-233. Maximum Conducted Output Power Chain B 802.11n HT20 (Ch. 157)

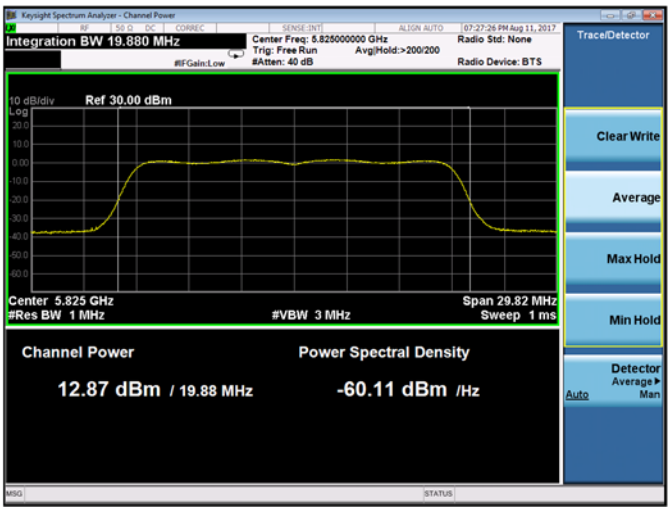

Plot 9-234. Maximum Conducted Output Power Chain B 802.11n HT20 (Ch. 165)

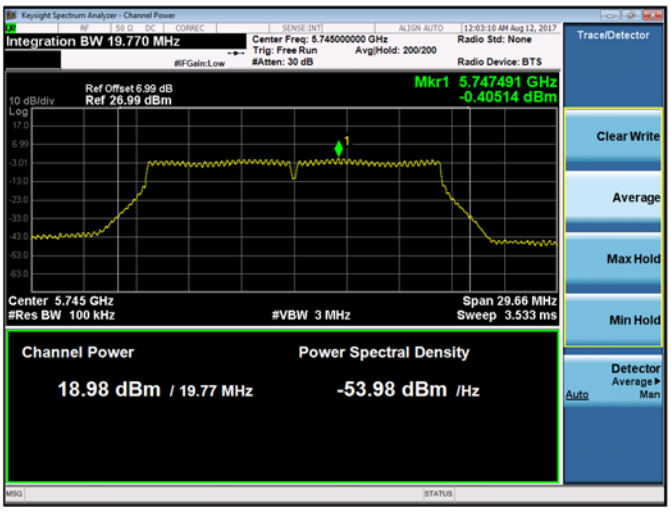

Plot 9-235. Maximum Power Spectral Density Chain B 802.11n HT20 (Ch. 149)

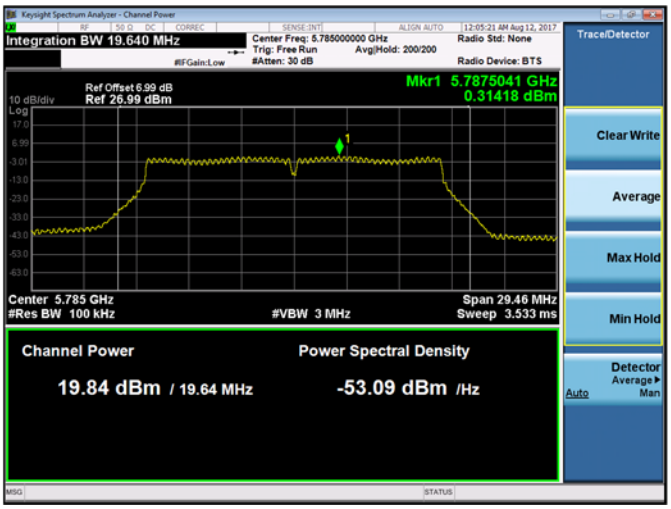

Plot 9-236. Maximum Power Spectral Density Chain B 802.11n HT20 (Ch. 157)

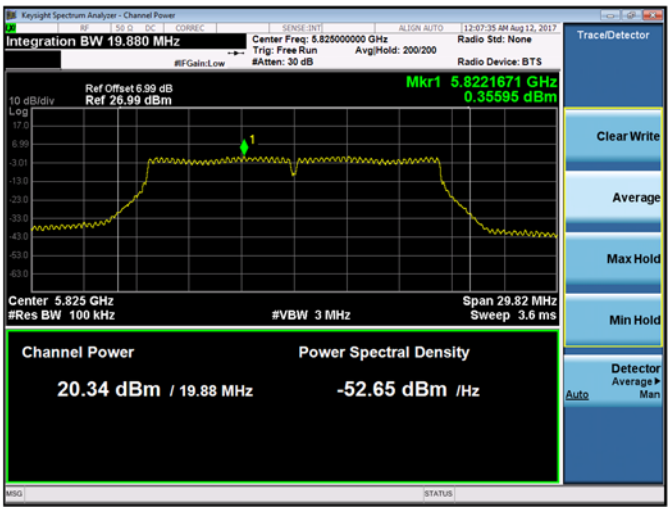

Plot 9-237. Maximum Power Spectral Density Chain B 802.11n HT20 (Ch. 165)

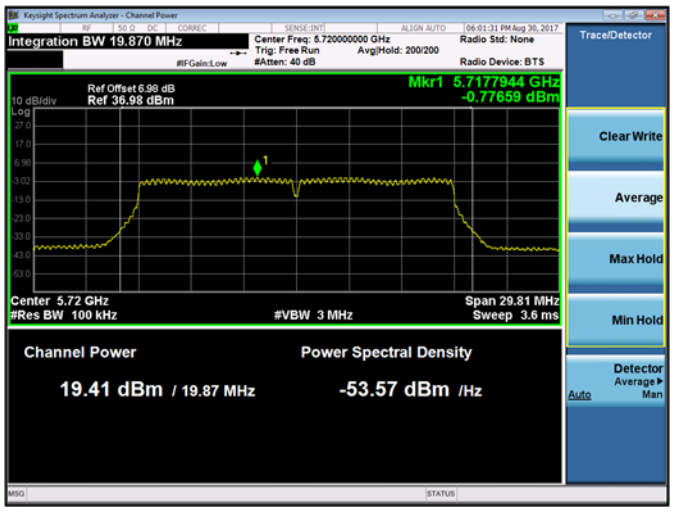

Plot 9-238. Maximum Power Spectral Density Chain B 802.11n HT20 (Ch. 165)

9.5.5.5 Chain A+B 802.11n HT40 Maximum Conducted Output Power

Chain A+B 802.11n HT40 Maximum Conducted Output Power								
Chan. No.	**Freq. (MHz)**	**Chain A (dBm)**	**Chain B (dBm)**	**Total Power (dBm)**	**15.407 Limit (dBm)**	**RSS-247 Limit (dBm)**	**15.407 Margin (dB)**	**RSS-247 Margin (dB)**
38	5190	9.05	9.76	12.47	24.00	--	-11.53	--
46	5230	12.05	13.07	15.64	24.00	--	-8.36	--
54	5270	12.02	13.37	15.80	24.00	24.00	-8.20	-8.20
62	5310	11.72	12.39	15.12	24.00	24.00	-8.88	-8.88
102	5510	10.75	10.43	13.64	24.00	24.00	-10.36	-10.36
110	5550	12.59	12.49	15.59	24.00	24.00	-8.41	-8.41
134	5670	12.59	12.09	15.40	24.00	24.00	-8.60	-8.60
142	5710	12.83	12.44	15.69	24.00	24.00	-8.31	-8.31
151	5755	12.73	12.17	15.51	30.00	30.00	-14.49	-14.49
159	5795	12.87	13.11	16.04	30.00	30.00	-13.96	-13.96

Chain A+B 802.11n HT40 E.I.R.P						
Channel No.	**Frequency (MHz)**	**Total Power (dBm)**	**Antenna Gain (dBi)**	**E.I.R.P (dBm)**	**RSS-247 E.I.R.P Limit (dBm)**	**RSS-247 E.I.R.P. Margin (dB)**
38	5190	12.47	3.30	15.77	23.00	-7.23
46	5230	15.64	3.30	18.94	23.00	-4.06
54	5270	15.80	3.30	19.10	30.00	-10.90
62	5310	15.12	3.30	18.42	30.00	-11.58
102	5510	13.64	3.41	17.05	30.00	-12.95
110	5550	15.59	3.41	19.00	30.00	-11.00
134	5670	15.40	3.41	18.81	30.00	-11.19
142	5710	15.69	3.41	19.10	30.00	-10.90
151	5755	15.51	2.39	17.90	--	--
159	5795	16.04	2.39	18.44	--	--

9.5.5.6 Chain A+B 802.11n HT40 Maximum Power Spectral Density

UNII-1 Chain A+B 802.11n HT40 Maximum Power Spectral Density/MHz										
Chan. No.	Freq. (MHz)	Chain A (dBm)	Chain B (dBm)	Total PSD $(\frac{dBm}{MHz})$	Total Ant. Gain (dBi)	Total EIRP PSD $(\frac{dBm}{MHz})$	15.407 Limit $(\frac{dBm}{MHz})$	RSS-247 EIRP PSD Limit $(\frac{dBm}{MHz})$	15.407 Margin (dB)	RSS-247 Margin (dB)
38	5190	-5.04	-4.30	-1.60	6.28	4.68	10.72	10.00	-12.32	-5.32
46	5230	-2.09	-1.06	1.50	6.28	7.78	10.72	10.00	-9.22	-2.22

UNII-2A and UNII-2C Chain A+B 802.11n HT40 Maximum Power Spectral Density/MHz								
Channel No.	Frequency (MHz)	Chain A (dBm)	Chain B (dBm)	Total PSD $(\frac{dBm}{MHz})$	15.407 Limit $(\frac{dBm}{MHz})$	RSS-247 Limit $(\frac{dBm}{MHz})$	15.407 Margin (dB)	RSS-247 Margin (dB)
54	5270	-2.12	-0.73	1.68	10.72	11.00	-9.04	-9.32
62	5310	-2.29	-1.68	1.08	10.72	11.00	-9.64	-9.92
102	5510	-3.46	-3.56	-0.46	10.59	11.00	-11.05	-11.46
110	5550	-1.50	-1.65	1.48	10.59	11.00	-9.11	-9.52
134	5670	-1.45	-1.95	1.36	10.59	11.00	-9.23	-9.64
142	5710	-1.27	-1.65	1.60	10.59	11.00	-8.99	-9.40

UNII-3 Chain A+B 802.11n HT40 Maximum Power Spectral Density/500kHz								
Chan. No.	Freq. (MHz)	Chain A (dBm)	Chain B (dBm)	Total PSD $(\frac{dBm}{500\ kHz})$	15.407 Limit $(\frac{dBm}{500\ kHz})$	RSS-247 Limit $(\frac{dBm}{500\ kHz})$	15.407 Margin (dB)	RSS-247 Margin (dB)
151	5755	-3.39	-4.09	-0.68	30.00	30.00	-30.68	-30.68
159	5795	-3.60	-3.41	-0.45	30.00	30.00	-30.45	-30.45
142	5710	-3.50	-3.75	-0.57	30.00	30.00	-30.57	-30.57

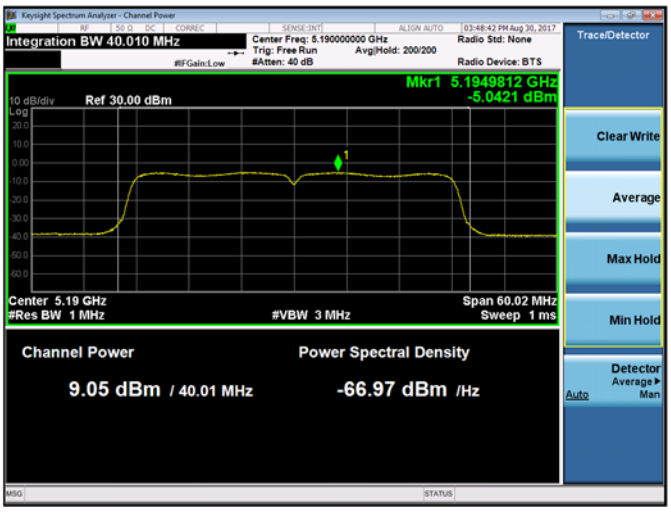

Plot 9-239. Maximum Conducted Output Power and PSD Chain A 802.11n HT40 (Ch. 38)

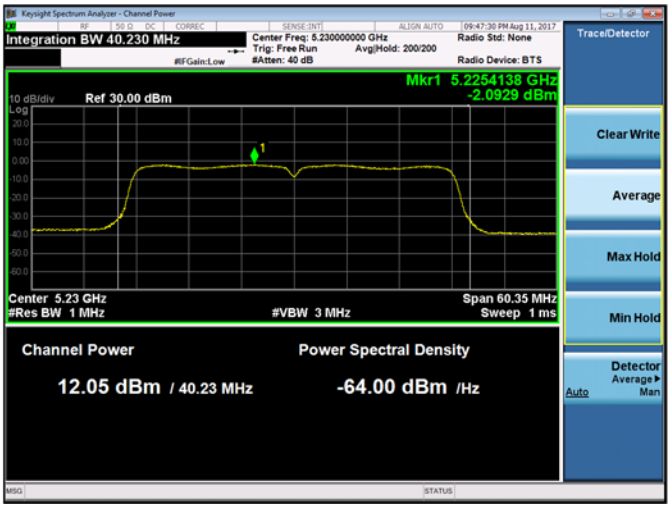

Plot 9-240. Maximum Conducted Output Power and PSD Chain A 802.11n HT40 (Ch. 46)

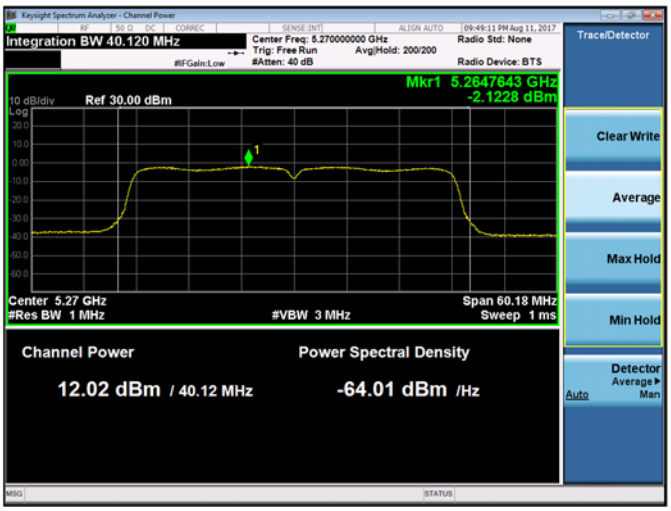

Plot 9-241. Maximum Conducted Output Power and PSD Chain A 802.11n HT40 (Ch. 54)

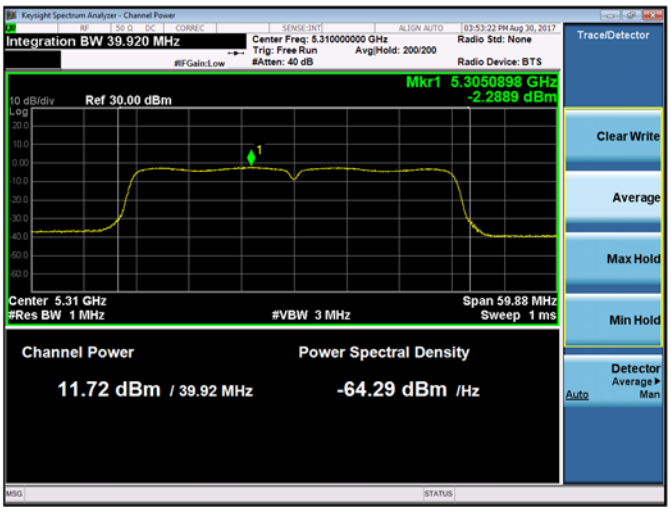

Plot 9-242. Maximum Conducted Output Power and PSD Chain A 802.11n HT40 (Ch. 62)

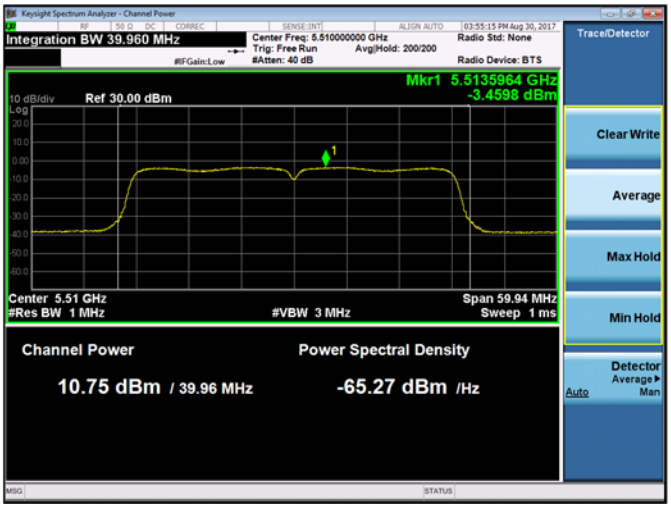

Plot 9-243. Maximum Conducted Output Power and PSD Chain A 802.11n HT40 (Ch. 102)

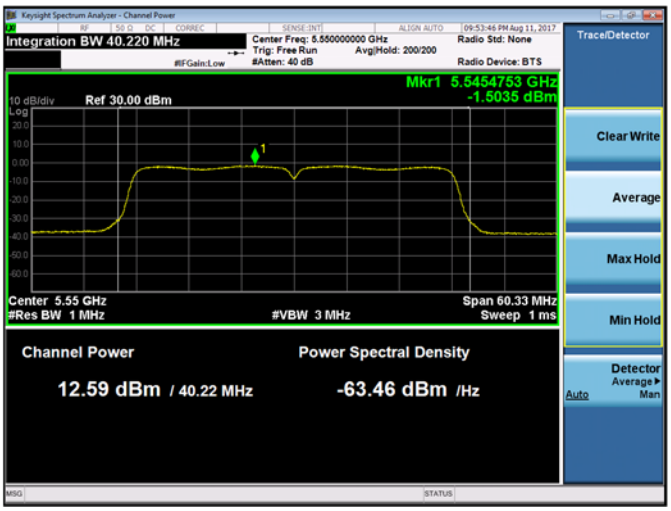

Plot 9-244. Maximum Conducted Output Power and PSD Chain A 802.11n HT40 (Ch. 110)

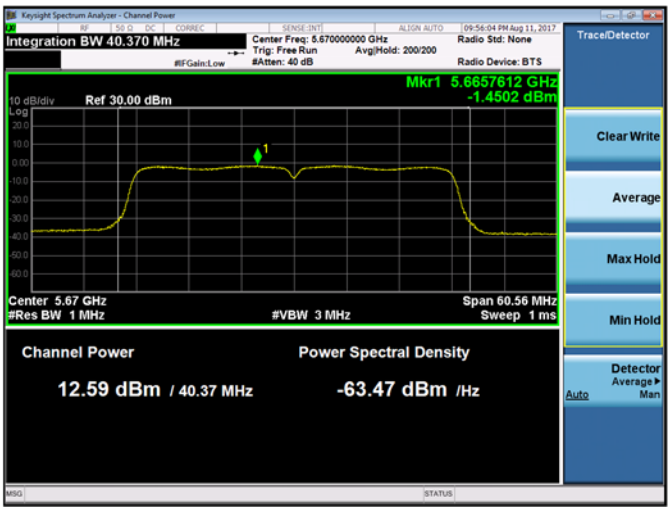

Plot 9-245. Maximum Conducted Output Power and PSD Chain A 802.11n HT40 (Ch. 134)

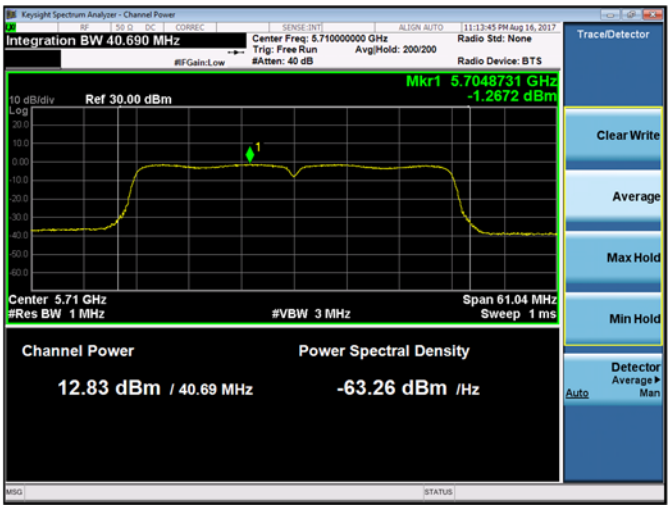

Plot 9-246. Maximum Conducted Output Power and PSD Chain A 802.11n HT40 (Ch. 142)

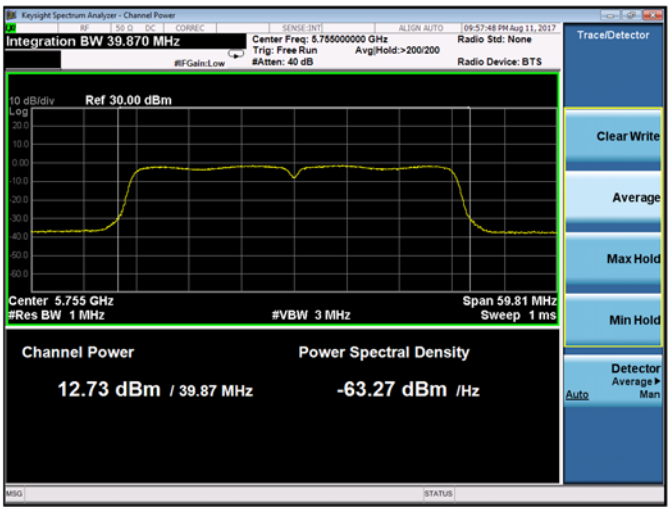

Plot 9-247. Maximum Conducted Output Power Chain A 802.11n HT40 (Ch. 151)

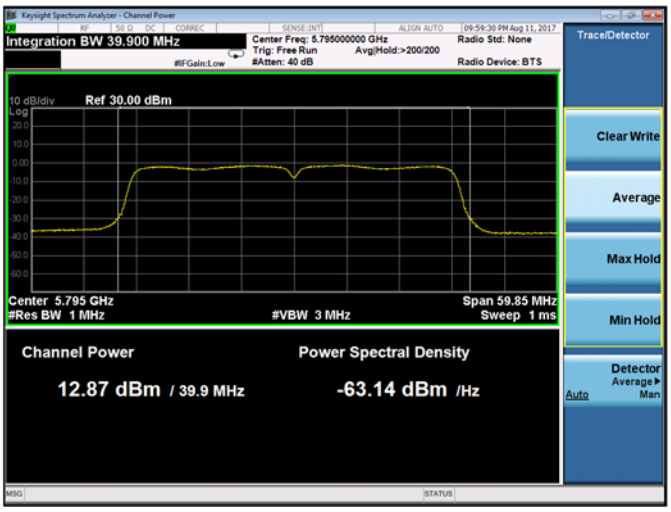

Plot 9-248. Maximum Conducted Output Power Chain A 802.11n HT40 (Ch. 159)

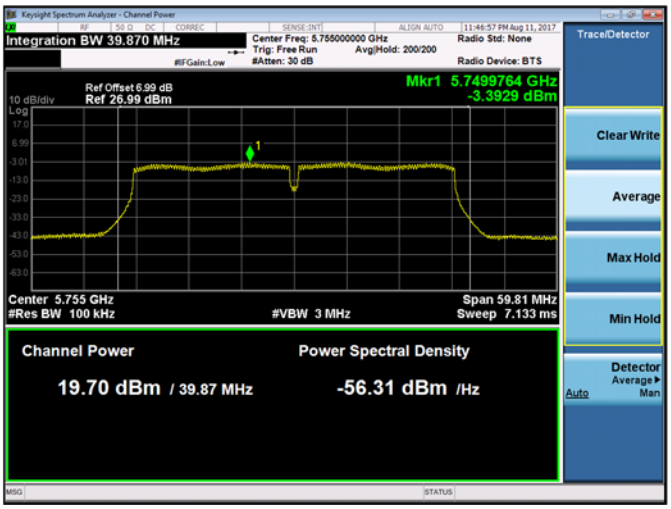

Plot 9-249. Maximum Power Spectral Density Chain A 802.11n HT40 (Ch. 151)

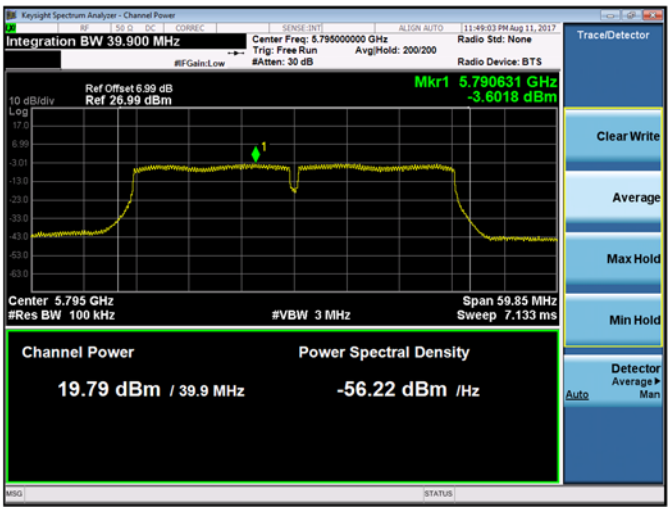

Plot 9-250. Maximum Power Spectral Density Chain A 802.11n HT40 (Ch. 159)

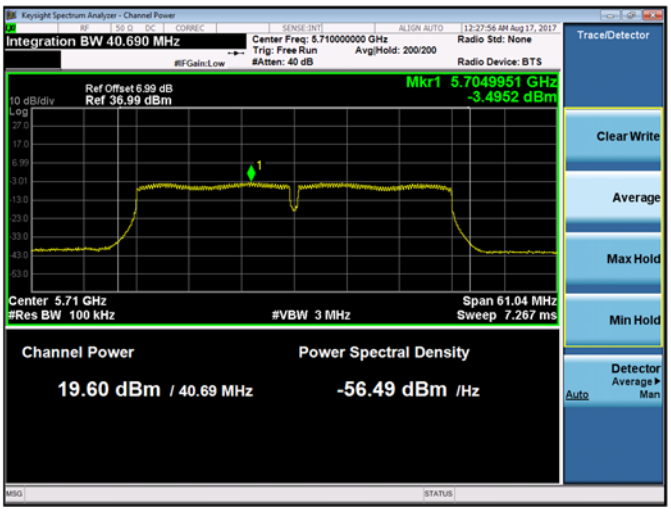

Plot 9-251. Maximum Power Spectral Density Chain A 802.11n HT40 (Ch. 142)

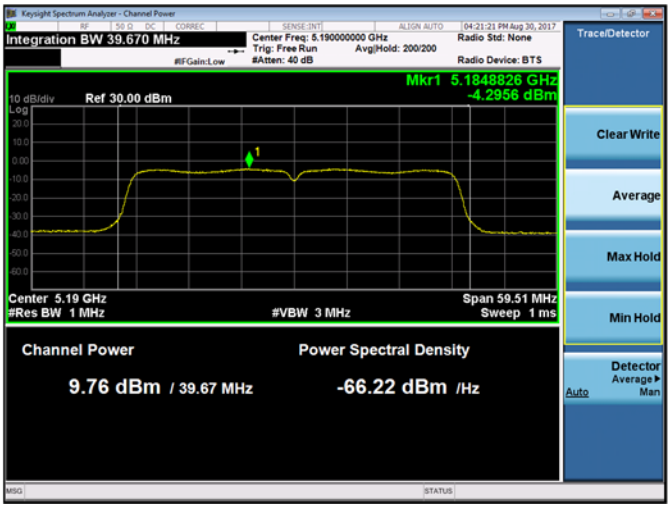

Plot 9-252. Maximum Conducted Output Power and PSD Chain B 802.11n HT40 (Ch. 38)

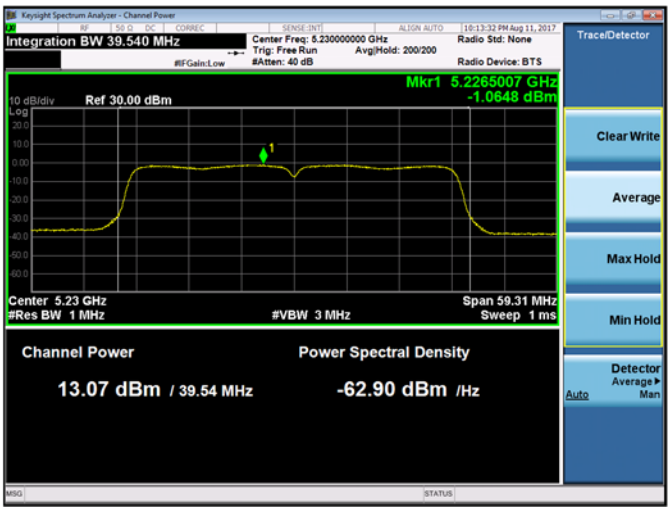

Plot 9-253. Maximum Conducted Output Power and PSD Chain B 802.11n HT40 (Ch. 46)

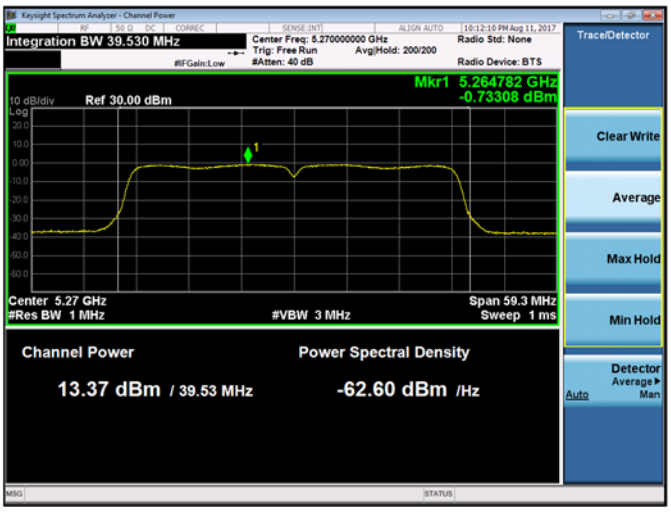

Plot 9-254. Maximum Conducted Output Power and PSD Chain B 802.11n HT40 (Ch. 54)

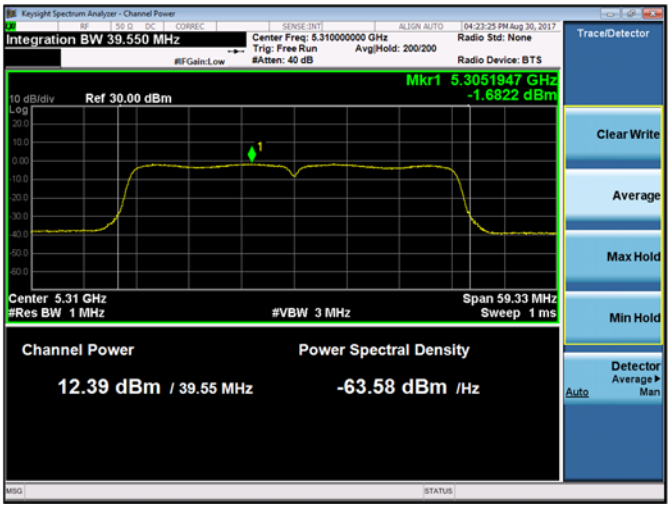

Plot 9-255. Maximum Conducted Output Power and PSD Chain B 802.11n HT40 (Ch. 62)

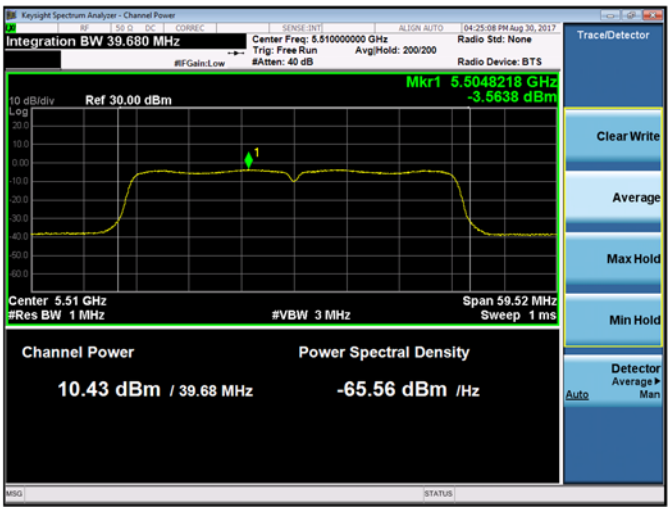

Plot 9-256. Maximum Conducted Output Power and PSD Chain B 802.11n HT40 (Ch. 102)

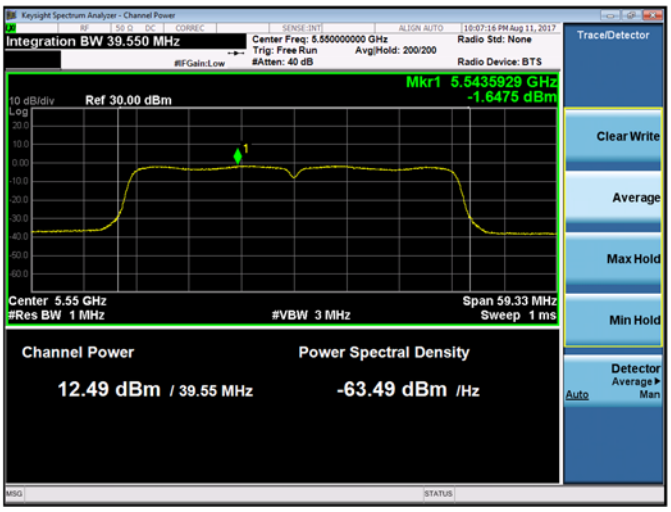

Plot 9-257. Maximum Conducted Output Power and PSD Chain B 802.11n HT40 (Ch. 110)

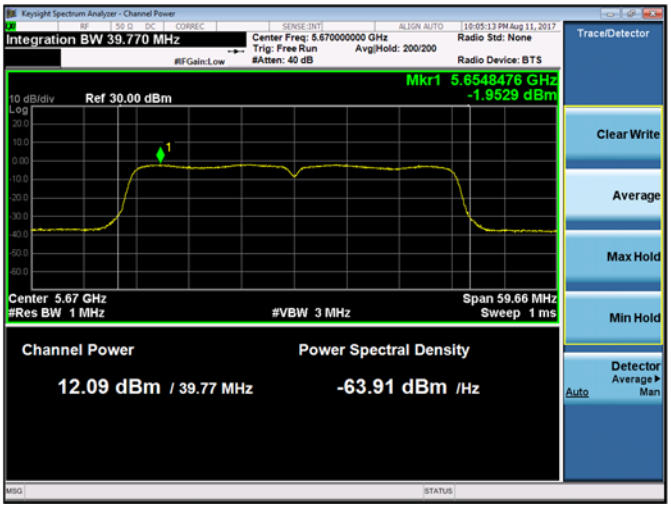

Plot 9-258. Maximum Conducted Output Power and PSD Chain B 802.11n HT40 (Ch. 134)

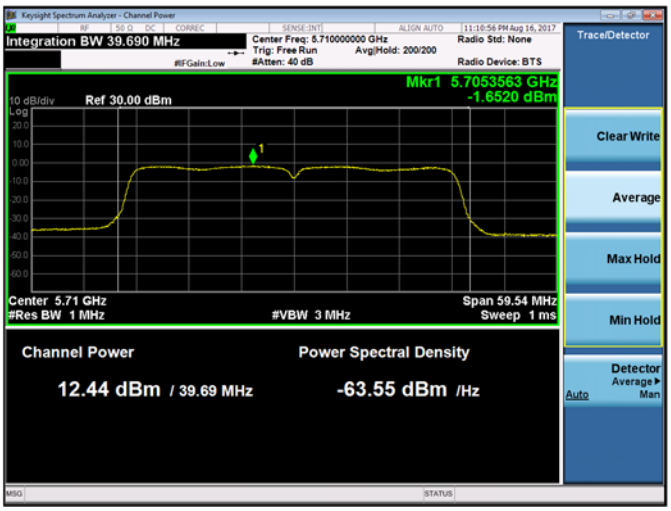

Plot 9-259. Maximum Conducted Output Power and PSD Chain B 802.11n HT40 (Ch. 142)

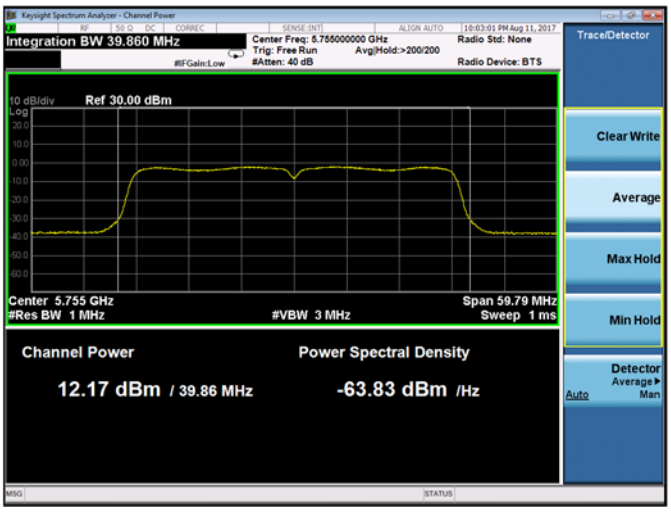

Plot 9-260. Maximum Conducted Output Power Chain B 802.11n HT40 (Ch. 151)

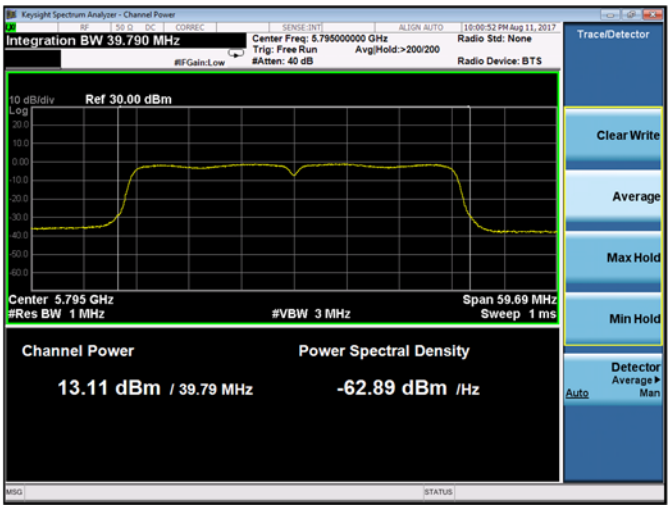

Plot 9-261. Maximum Conducted Output Power Chain B 802.11n HT40 (Ch. 159)

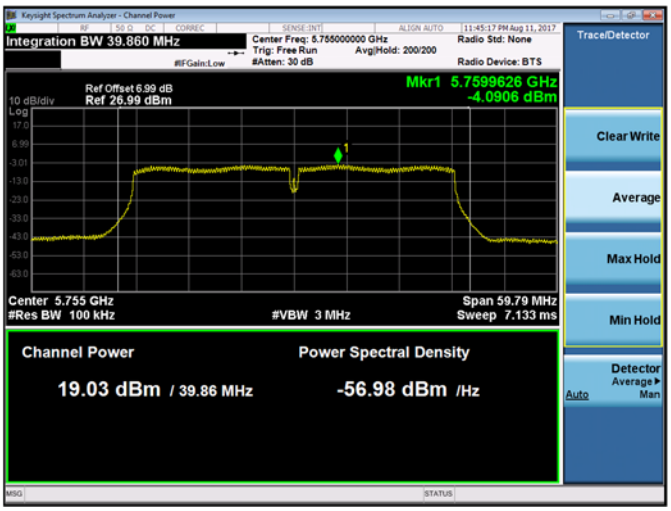

Plot 9-262. Maximum Power Spectral Density Chain B 802.11n HT40 (Ch. 151)

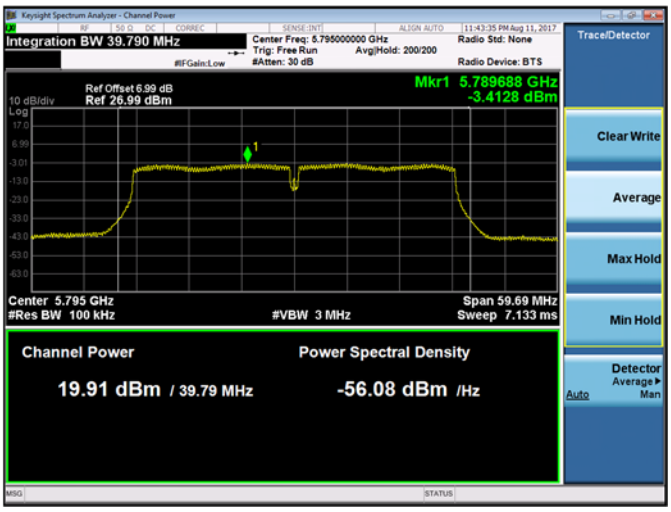

Plot 9-263. Maximum Power Spectral Density Chain B 802.11n HT40 (Ch. 159)

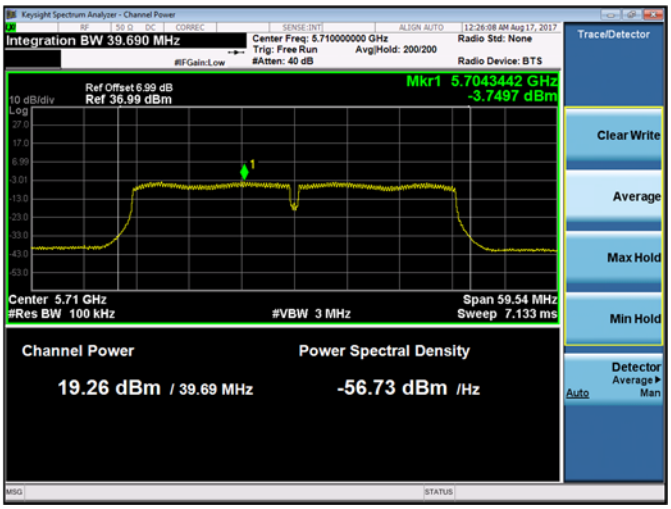

Plot 9-264. Maximum Power Spectral Density Chain B 802.11n HT40 (Ch. 142)

9.5.5.7 Chain A+B 802.11ac VHT20 Maximum Conducted Output Power

Chain A+B 802.11ac VHT20 Maximum Conducted Output Power								
Chan. No.	**Freq. (MHz)**	**Chain A (dBm)**	**Chain B (dBm)**	**Total Power (dBm)**	**15.407 Limit (dBm)**	**RSS-247 Limit (dBm)**	**15.407 Margin (dB)**	**RSS-247 Margin (dB)**
36	5180	10.61	11.61	14.17	24.00	--	-9.83	--
44	5220	10.85	11.79	14.37	24.00	--	-9.63	--
48	5240	10.94	12.04	14.55	24.00	--	-9.45	--
52	5260	12.08	13.15	15.68	23.97	23.46	-8.29	-7.78
60	5300	12.19	13.13	15.71	23.98	23.45	-8.27	-7.74
64	5320	12.39	13.19	15.84	23.97	23.45	-8.13	-7.62
100	5500	13.47	13.50	16.51	23.96	23.45	-7.44	-6.94
116	5580	13.31	13.18	16.27	23.95	23.45	-7.68	-7.18
140	5700	13.52	12.93	16.26	23.97	23.46	-7.71	-7.19
144	5720	13.33	13.02	16.21	22.74	22.40	-6.53	-6.19
149	5745	12.5	11.99	15.28	30.00	30.00	-14.72	-14.72
157	5785	12.5	12.63	15.59	30.00	30.00	-14.41	-14.41
165	5825	12.29	12.95	15.66	30.00	30.00	-14.34	-14.34

Chain A+B 802.11ac VHT20 E.I.R.P						
Channel No.	**Frequency (MHz)**	**Total Power (dBm)**	**Antenna Gain (dBi)**	**E.I.R.P (dBm)**	**RSS-247 E.I.R.P Limit (dBm)**	**RSS-247 E.I.R.P. Margin (dB)**
36	5180	14.17	3.30	17.46	22.46	-4.99
44	5220	14.37	3.30	17.67	22.46	-4.78
48	5240	14.55	3.30	17.85	22.45	-4.60
52	5260	15.68	3.30	18.97	29.46	-10.48
60	5300	15.71	3.30	19.01	29.45	-10.44
64	5320	15.84	3.30	19.13	29.45	-10.32
100	5500	16.51	3.41	19.92	29.45	-9.53
116	5580	16.27	3.41	19.68	29.45	-9.77
140	5700	16.26	3.41	19.67	29.46	-9.78
144	5720	16.21	3.41	19.62	28.40	-8.78
149	5745	15.28	2.39	17.67	--	--
157	5785	15.59	2.39	17.99	--	--
165	5825	15.66	2.39	18.06	--	--

9.5.5.8 Chain A+B 802.11ac VHT20 Maximum Spectral Density

UNII-1 Chain A+B 802.11ac VHT20 Maximum Power Spectral Density/MHz										
Chan. No.	Freq. (MHz)	Chain A (dBm)	Chain B (dBm)	Total PSD $(\frac{dBm}{MHz})$	Total Ant. Gain (dBi)	Total EIRP PSD $(\frac{dBm}{MHz})$	15.407 Limit $(\frac{dBm}{MHz})$	RSS-247 EIRP PSD Limit $(\frac{dBm}{MHz})$	15.407 Margin (dB)	RSS-247 Margin (dB)
36	5180	-0.63	0.64	3.08	6.28	9.36	10.72	10.00	-7.64	-0.64
44	5220	-0.28	0.64	3.23	6.28	9.51	10.72	10.00	-7.49	-0.49
48	5240	-0.14	1.09	3.55	6.28	9.83	10.72	10.00	-7.17	-0.17

UNII-2A and UNII-2C Chain A+B 802.11ac VHT20 Maximum Power Spectral Density/MHz								
Channel No.	Frequency (MHz)	Chain A (dBm)	Chain B (dBm)	Total PSD $(\frac{dBm}{MHz})$	15.407 Limit $(\frac{dBm}{MHz})$	RSS-247 Limit $(\frac{dBm}{MHz})$	15.407 Margin (dB)	RSS-247 Margin (dB)
52	5260	0.99	2.19	4.66	10.72	11.00	-6.06	-6.34
60	5300	1.04	2.14	4.65	10.72	11.00	-6.07	-6.35
64	5320	1.30	2.32	4.87	10.72	11.00	-5.85	-6.13
100	5500	2.51	2.36	5.46	10.59	11.00	-5.12	-5.54
116	5580	2.42	2.10	5.29	10.59	11.00	-5.29	-5.71
140	5700	2.40	1.83	5.16	10.59	11.00	-5.43	-5.84
144	5720	2.28	1.85	5.10	10.59	11.00	-5.49	-5.90

UNII-3 Chain A+B 802.11ac VHT20 Maximum Power Spectral Density/500kHz								
Chan. No.	Freq. (MHz)	Chain A (dBm)	Chain B (dBm)	Total PSD $(\frac{dBm}{500\ kHz})$	15.407 Limit $(\frac{dBm}{500\ kHz})$	RSS-247 Limit $(\frac{dBm}{500\ kHz})$	15.407 Margin (dB)	RSS-247 Margin (dB)
149	5745	0.04	-0.76	2.69	30.00	30.00	-27.31	-27.31
157	5785	0.10	0.25	3.21	30.00	30.00	-26.79	-26.79
165	5825	-0.21	0.55	3.21	30.00	30.00	-26.79	-26.79
144	5720	-0.29	-0.68	2.55	30.00	30.00	-27.45	-27.45