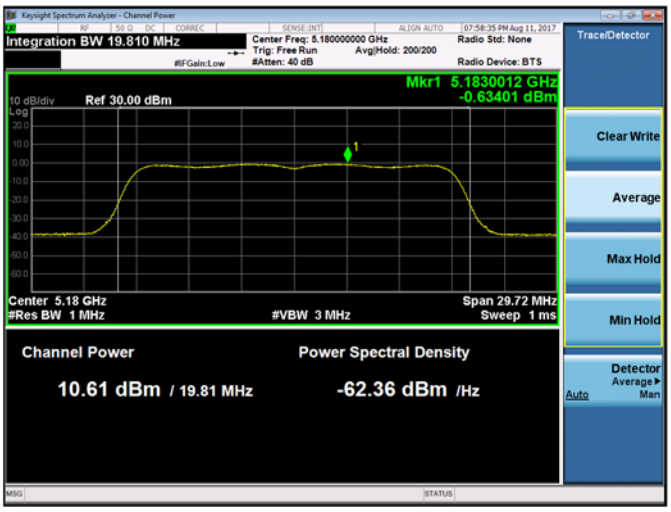


**Plot 9-265. Maximum Conducted Output Power and PSD Chain A 802.11ac VHT20 (Ch. 36)**

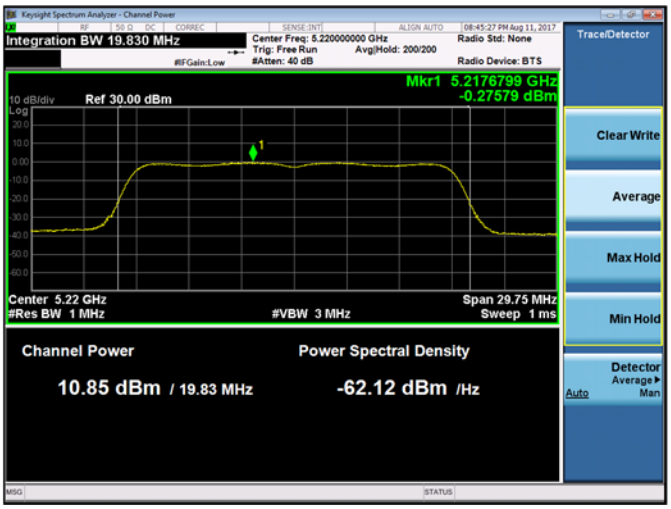


**Plot 9-266. Maximum Conducted Output Power and PSD Chain A 802.11ac VH20 (Ch. 44)**

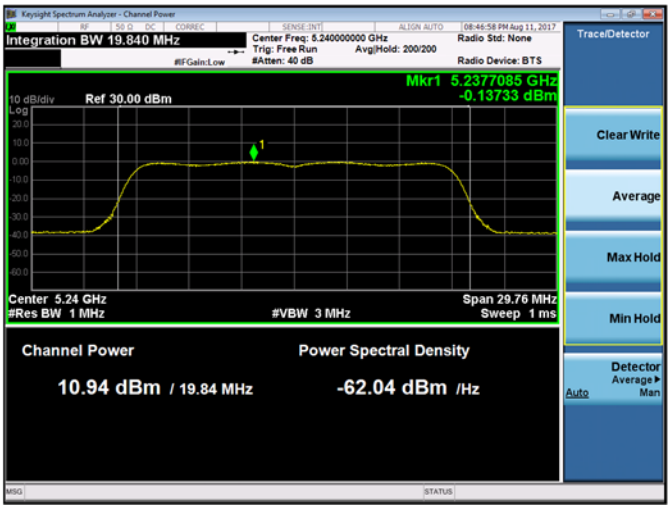


**Plot 9-267. Maximum Conducted Output Power and PSD Chain A 802.11ac VHT20 (Ch. 48)**

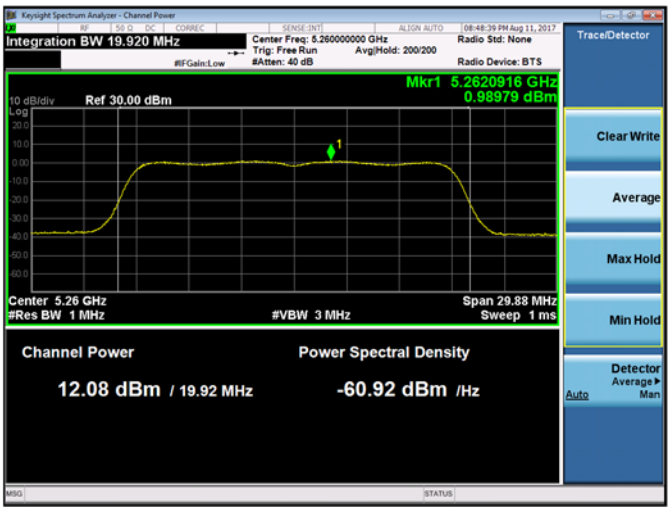


**Plot 9-268. Maximum Conducted Output Power and PSD Chain A 802.11ac VHT20 (Ch. 52)**

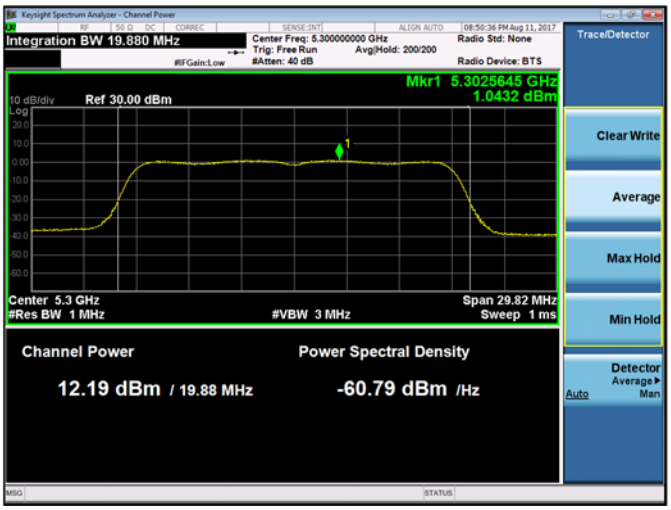


**Plot 9-269. Maximum Conducted Output Power and PSD Chain A 802.11ac VHT20 (Ch. 60)**

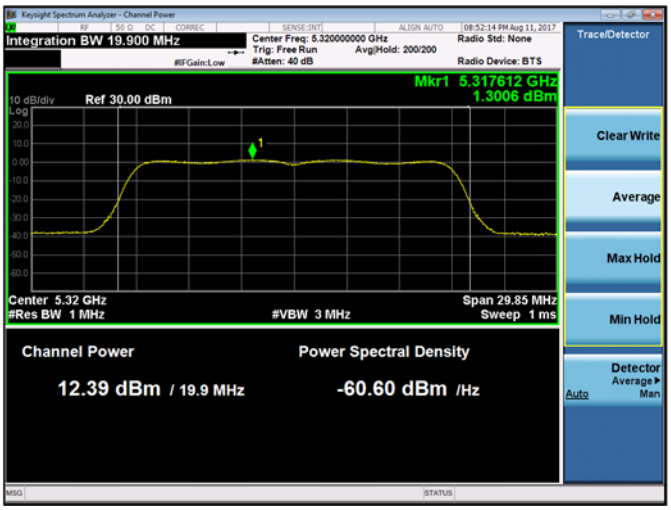


**Plot 9-270. Maximum Output Power and PSD Chain A 802.11ac VHT20 (Ch. 64)**

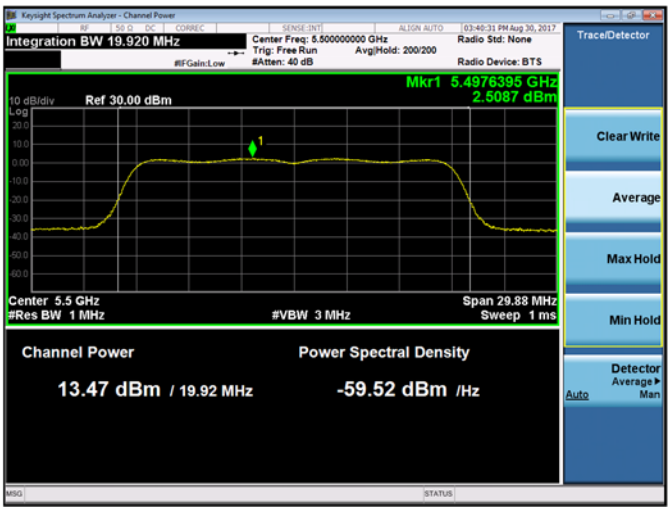


**Plot 9-271. Maximum Output Power and PSD Chain A 802.11ac VHT20 (Ch. 100)**

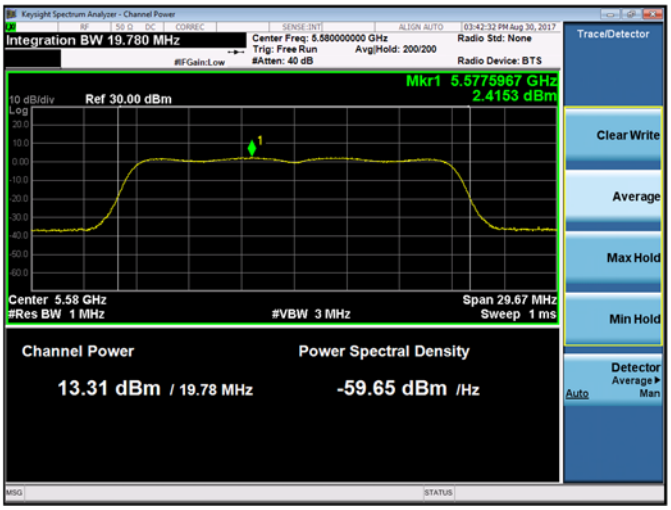


**Plot 9-272. Maximum Output Power and PSD Chain A 802.11ac VHT20 (Ch. 116)**

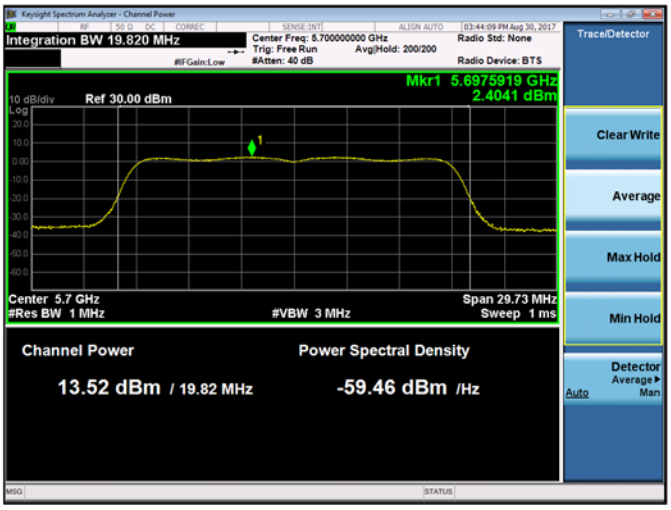


**Plot 9-273. Maximum Output Power and PSD Chain A 802.11ac VHT20 (Ch. 140)**

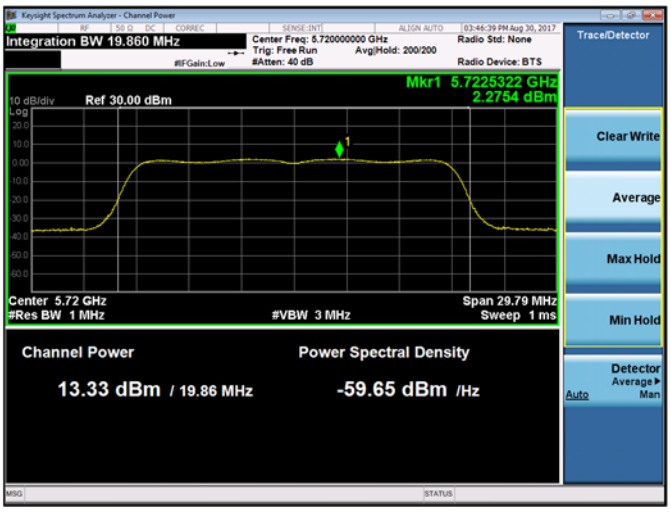


**Plot 9-274. Maximum Output Power and PSD Chain A 802.11ac VHT20 (Ch. 144)**

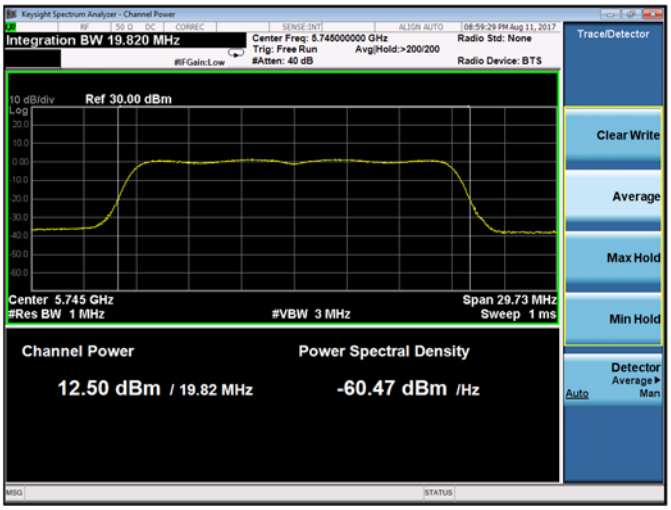


**Plot 9-275. Maximum Output Power Chain A 802.11ac VHT20 (Ch. 149)**

**Plot 9-276. Maximum Output Power Chain A 802.11ac VHT20 (Ch. 157)**

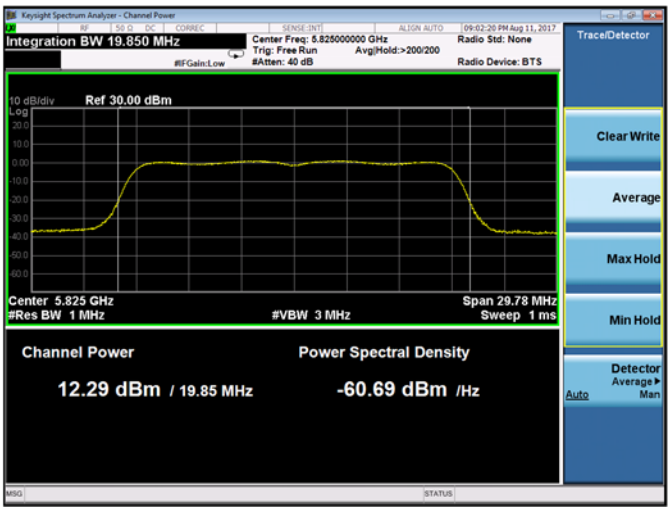


**Plot 9-277. Maximum Output Power Chain A 802.11ac VHT20 (Ch. 165)**

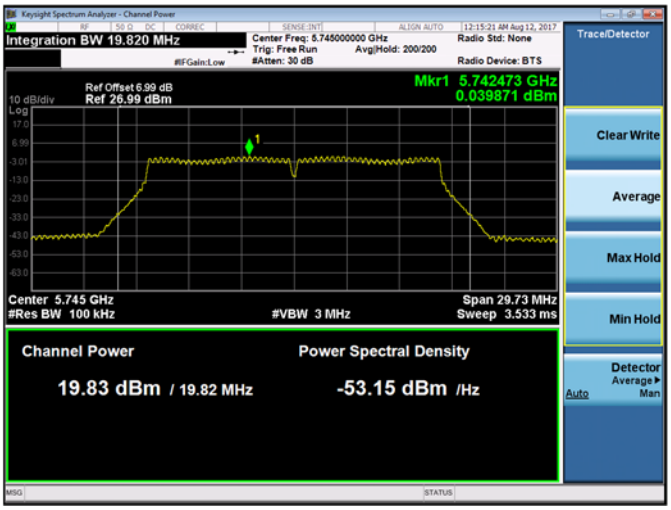


**Plot 9-278. Maximum Power Density Chain A 802.11ac VHT20 (Ch. 116)**

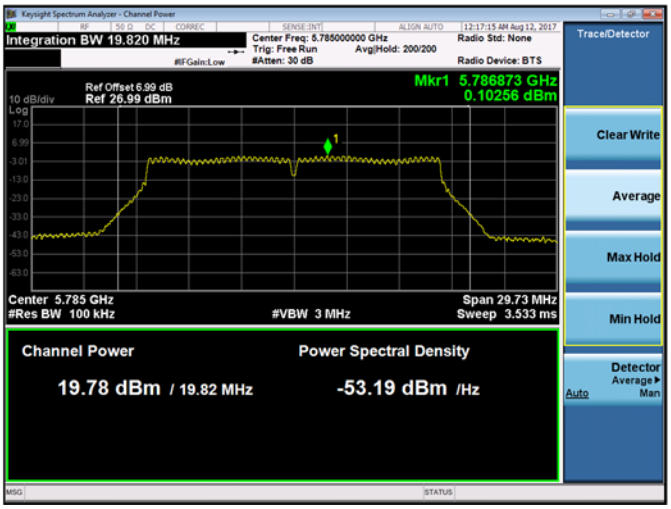


**Plot 9-279. Maximum Power Density Chain A 802.11ac VHT20 (Ch. 157)**

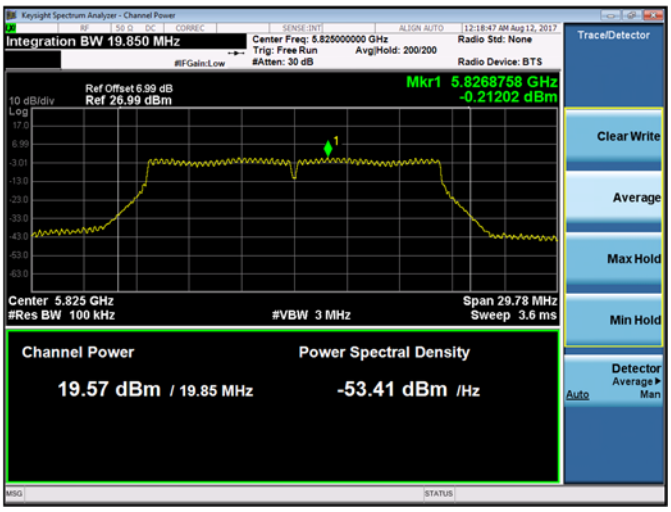


**Plot 9-280. Maximum Power Density Chain A 802.11ac VHT20 (Ch. 165)**

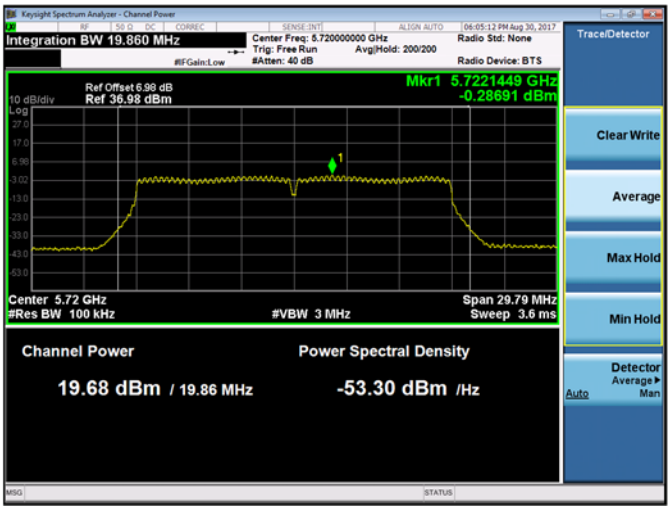


**Plot 9-281. Maximum Power Density Chain A 802.11ac VHT20 (Ch. 144)**

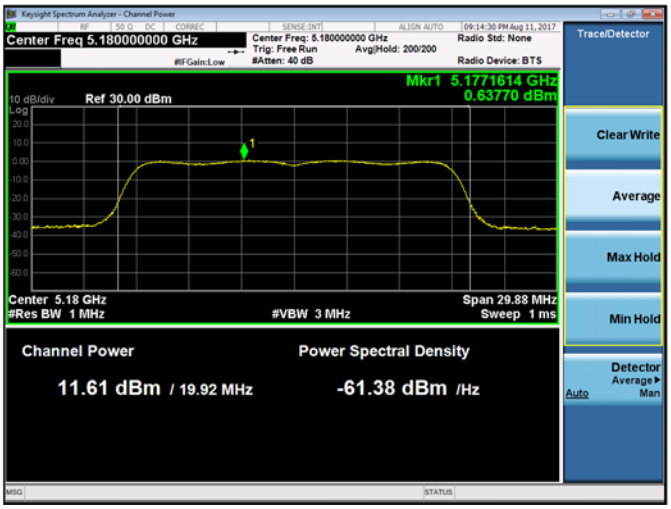


**Plot 9-282. Maximum Conducted Output Power and PSD Chain B 802.11ac VHT20 (Ch. 36)**

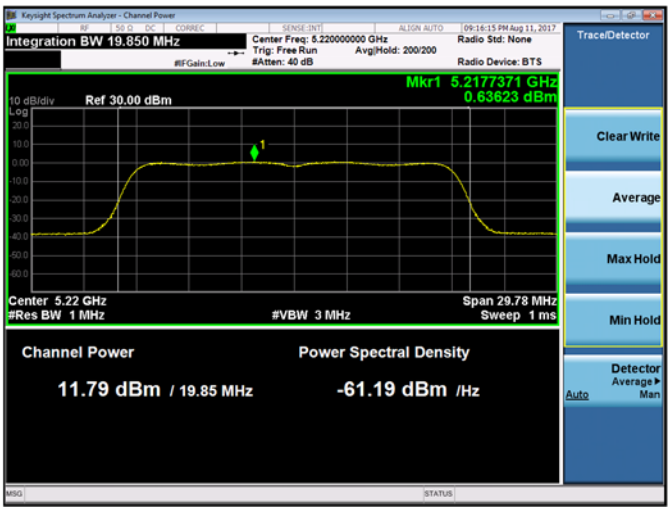


**Plot 9-283. Maximum Conducted Output Power and PSD Chain B 802.11ac VHT20 (Ch. 44)**

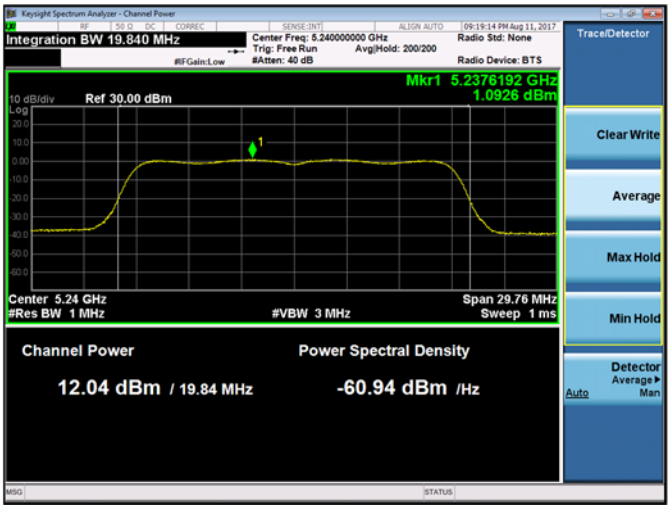


**Plot 9-284. Maximum Conducted Output Power and PSD Chain B 802.11ac VHT20 (Ch. 48)**

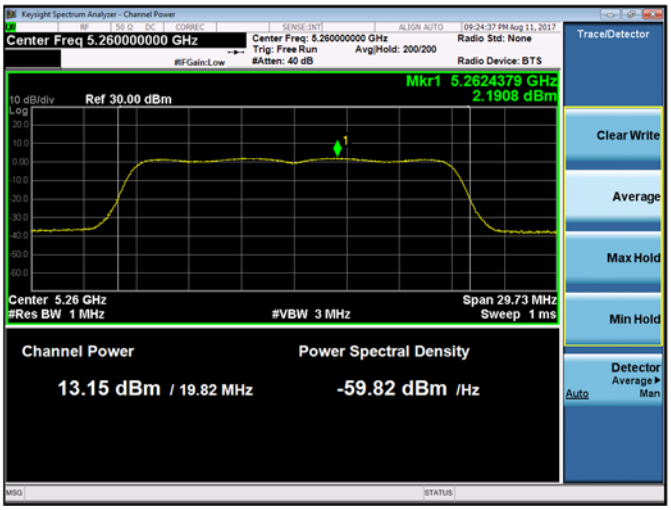


**Plot 9-285. Maximum Conducted Output Power and PSD Chain B 802.11ac VHT20 (Ch. 52)**

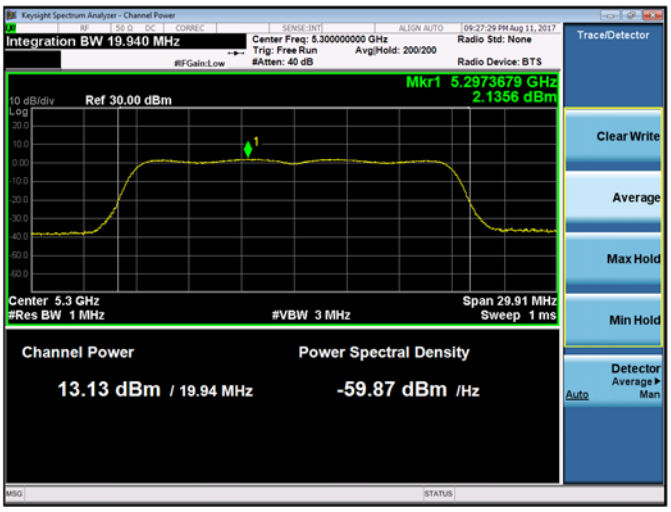


**Plot 9-286. Maximum Conducted Output Power and PSD Chain B 802.11ac VHT20 (Ch. 60)**

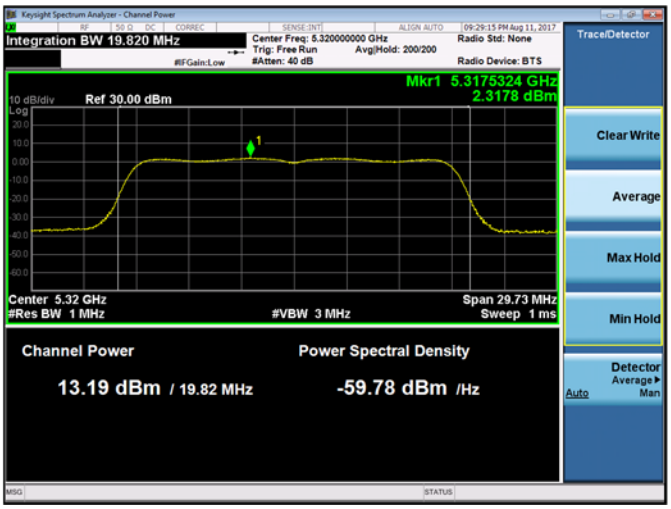


**Plot 9-287. Maximum Conducted Output Power and PSD Chain B 802.11ac VHT20 (Ch. 64)**

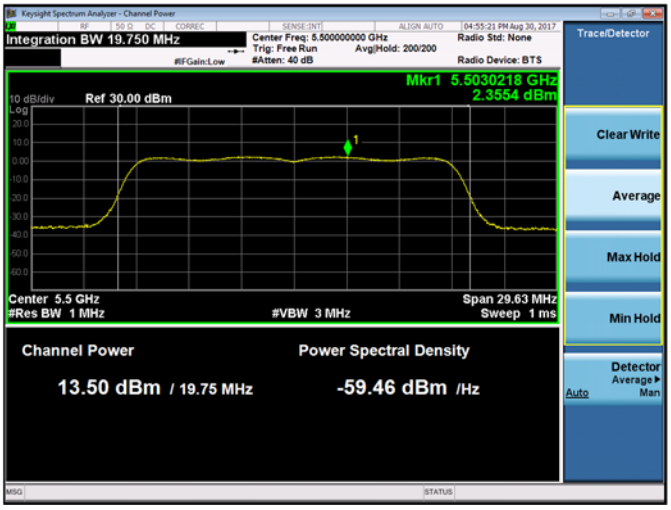


**Plot 9-288. Maximum Conducted Output Power and PSD Chain B 802.11ac VHT20 (Ch.100)**

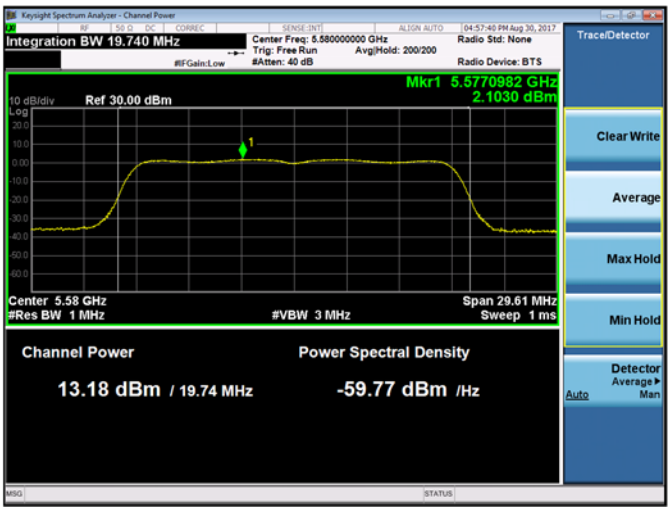


**Plot 9-289. Max Conducted Output Power and PSD Chain B 802.11ac VHT20 (Ch.116)**

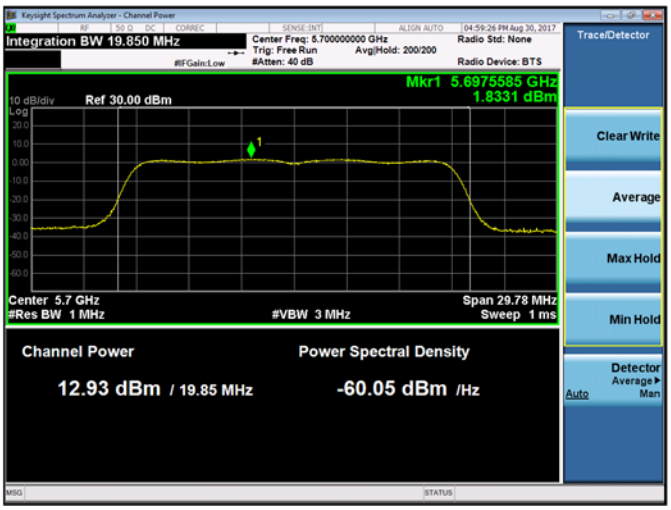


**Plot 9-290. Max Conducted Output Power and PSD Chain B 802.11ac VHT20 (Ch.140)**

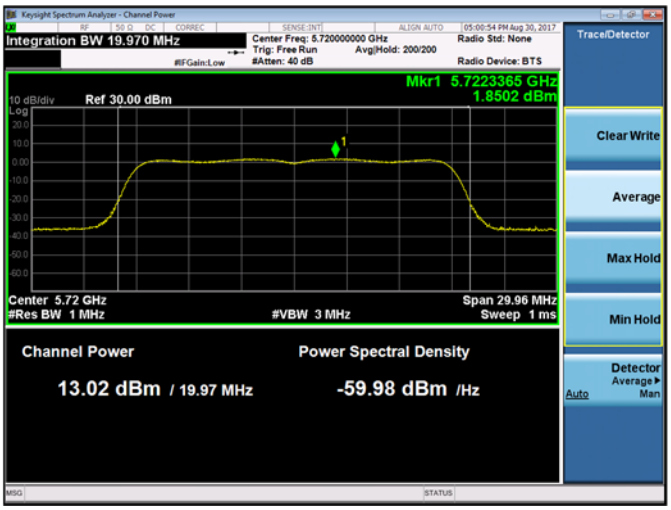


**Plot 9-291. Max Conducted Output Power and PSD Chain B 802.11ac VHT20 (Ch.144)**

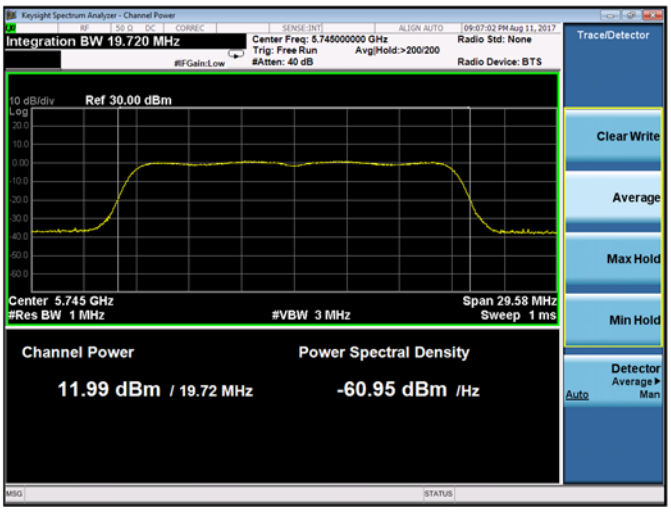


**Plot 9-292. Max Conducted Output Power Chain B 802.11ac VHT20 (Ch.149)**

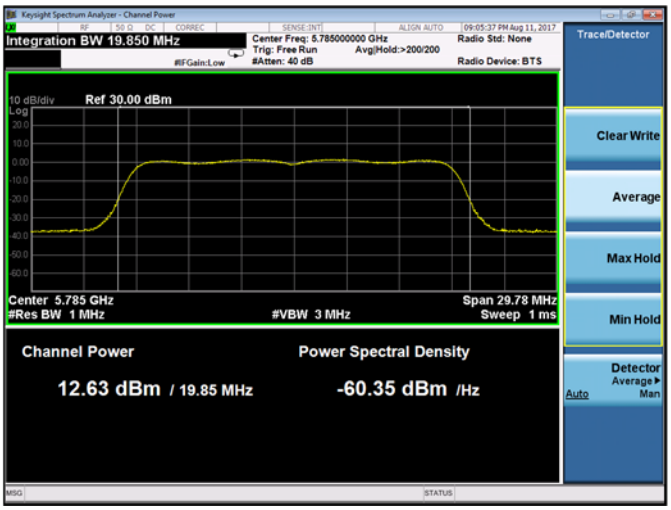


**Plot 9-293. Maximum Conducted Output Power Chain B 802.11ac VHT20 (Ch. 157)**

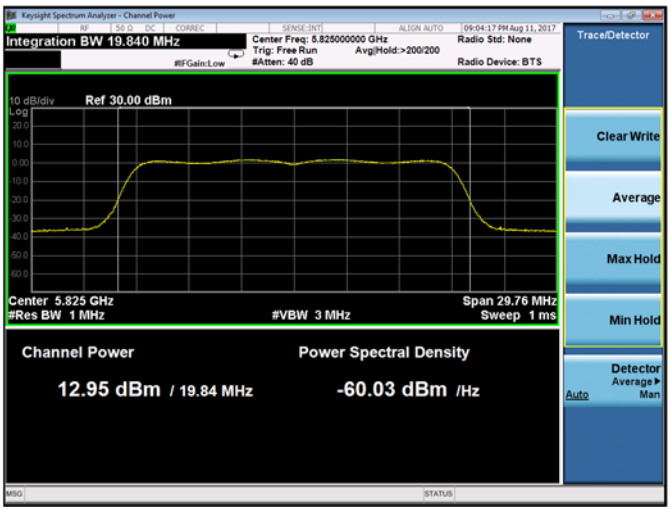


**Plot 9-294. Maximum Conducted Output Power Chain B 802.11ac VHT20 (Ch. 165)**

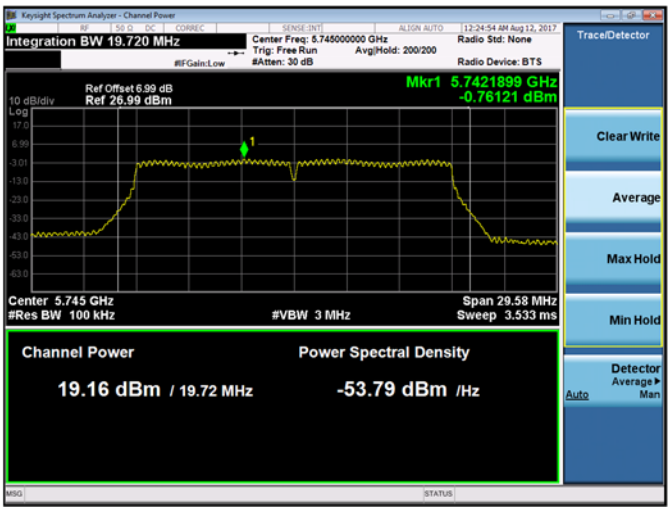


**Plot 9-295. Maximum Power Spectral Density Chain B 802.11ac VHT20 (Ch. 149)**

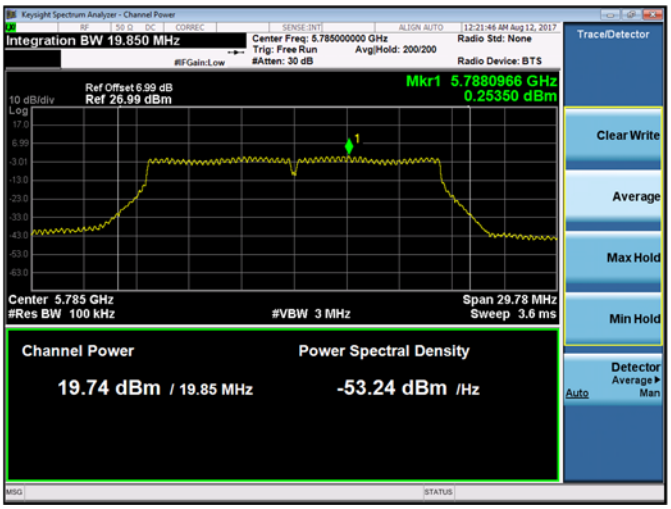


**Plot 9-296. Maximum Power Spectral Density Chain B 802.11ac VHT20 (Ch. 157)**

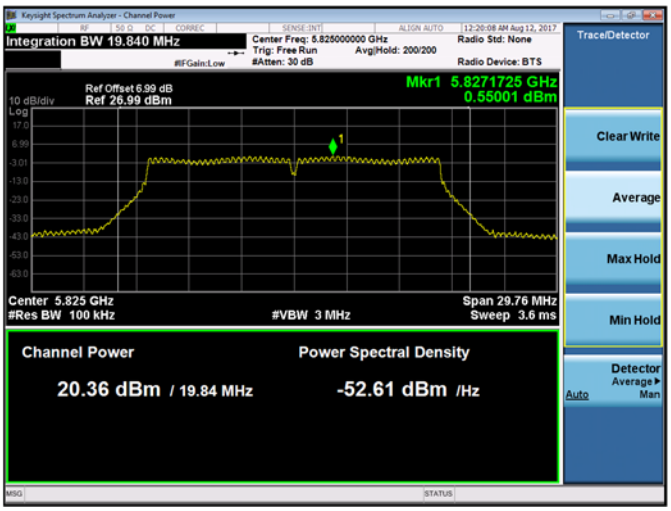


**Plot 9-297. Maximum Power Spectral Density Chain B 802.11ac VHT20 (Ch. 165)**

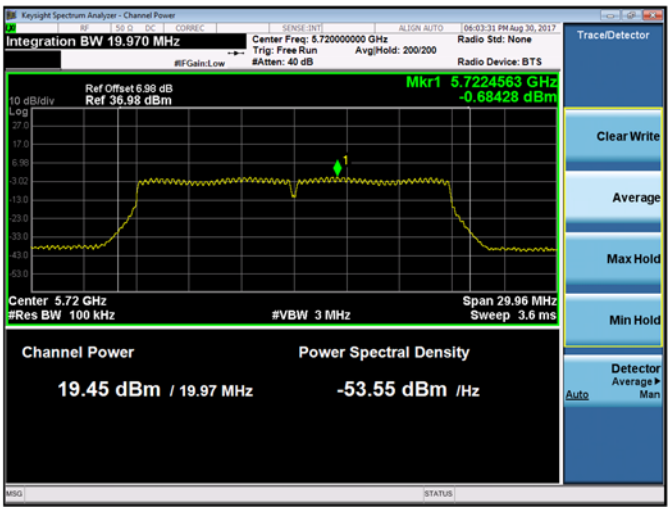


**Plot 9-298. Maximum Power Spectral Density Chain B 802.11ac VHT20 (Ch. 144)**

### *9.5.5.9 Chain A+B 802.11ac VHT40 Maximum Conducted Output Power*

| Chain A+B 802.11ac VHT40 Maximum Conducted Output Power | | | | | | | | |
|---|---|---|---|---|---|---|---|---|
| **Chan. No.** | **Freq. (MHz)** | **Chain A (dBm)** | **Chain B (dBm)** | **Total Power (dBm)** | **15.407 Limit (dBm)** | **RSS-247 Limit (dBm)** | **15.407 Margin (dB)** | **RSS-247 Margin (dB)** |
| 38 | 5190 | 9.06 | 9.76 | 12.50 | 24.00 | -- | -11.50 | -- |
| 46 | 5230 | 12.07 | 13.07 | 15.68 | 24.00 | -- | -8.32 | -- |
| 54 | 5270 | 12.25 | 13.3 | 15.88 | 24.00 | 24.00 | -8.12 | -8.12 |
| 62 | 5310 | 11.63 | 12.25 | 15.03 | 24.00 | 24.00 | -8.97 | -8.97 |
| 102 | 5510 | 10.72 | 10.5 | 13.69 | 24.00 | 24.00 | -10.31 | -10.31 |
| 110 | 5550 | 12.48 | 12.44 | 15.54 | 24.00 | 24.00 | -8.46 | -8.46 |
| 134 | 5670 | 12.58 | 12.27 | 15.51 | 24.00 | 24.00 | -8.49 | -8.49 |
| 142 | 5710 | 12.93 | 12.42 | 15.76 | 24.00 | 24.00 | -8.24 | -8.24 |
| 151 | 5755 | 12.84 | 12.41 | 15.71 | 30.00 | 30.00 | -14.29 | -14.29 |
| 159 | 5795 | 12.85 | 13.01 | 16.01 | 30.00 | 30.00 | -13.99 | -13.99 |

| Chain A+B 802.11ac VHT40 E.I.R.P | | | | | | |
|---|---|---|---|---|---|---|
| **Channel No.** | **Frequency (MHz)** | **Total Power (dBm)** | **Antenna Gain (dBi)** | **E.I.R.P (dBm)** | **RSS-247 E.I.R.P Limit (dBm)** | **RSS-247 E.I.R.P. Margin (dB)** |
| 38 | 5190 | 12.50 | 3.30 | 15.80 | 23.00 | -7.20 |
| 46 | 5230 | 15.68 | 3.30 | 18.97 | 23.00 | -4.03 |
| 54 | 5270 | 15.88 | 3.30 | 19.18 | 30.00 | -10.82 |
| 62 | 5310 | 15.03 | 3.30 | 18.33 | 30.00 | -11.67 |
| 102 | 5510 | 13.69 | 3.41 | 17.10 | 30.00 | -12.90 |
| 110 | 5550 | 15.54 | 3.41 | 18.95 | 30.00 | -11.05 |
| 134 | 5670 | 15.51 | 3.41 | 18.92 | 30.00 | -11.08 |
| 142 | 5710 | 15.76 | 3.41 | 19.17 | 30.00 | -10.83 |
| 151 | 5755 | 15.71 | 2.39 | 18.10 | -- | -- |
| 159 | 5795 | 16.01 | 2.39 | 18.40 | -- | -- |

### *9.5.5.10 Chain A+B 802.11ac VHT40 Maximum Spectral Density*

| UNII-1 Chain A+B 802.11ac VHT40 Maximum Power Spectral Density/MHz | | | | | | | | | | |
|---|---|---|---|---|---|---|---|---|---|---|
| Chan. No. | Freq. (MHz) | Chain A (dBm) | Chain B (dBm) | Total PSD $(\frac{dBm}{MHz})$ | Total Ant. Gain (dBi) | Total EIRP PSD $(\frac{dBm}{MHz})$ | 15.407 Limit $(\frac{dBm}{MHz})$ | RSS-247 EIRP PSD Limit $(\frac{dBm}{MHz})$ | 15.407 Margin (dB) | RSS-247 Margin (dB) |
| 38 | 5190 | -4.95 | -4.26 | -1.51 | 6.28 | 4.76 | 10.72 | 10.00 | -12.24 | -5.24 |
| 46 | 5230 | -1.91 | -1.04 | 1.63 | 6.28 | 7.91 | 10.72 | 10.00 | -9.09 | -2.09 |

| UNII-2A and UNII-2C Chain A+B 802.11ac VHT40 Maximum Power Spectral Density/MHz | | | | | | | | |
|---|---|---|---|---|---|---|---|---|
| Channel No. | Frequency (MHz) | Chain A (dBm) | Chain B (dBm) | Total PSD $(\frac{dBm}{MHz})$ | 15.407 Limit $(\frac{dBm}{MHz})$ | RSS-247 Limit $(\frac{dBm}{MHz})$ | 15.407 Margin (dB) | RSS-247 Margin (dB) |
| 54 | 5270 | -1.83 | -0.70 | 1.85 | 10.72 | 11.00 | -8.87 | -9.15 |
| 62 | 5310 | -2.42 | -1.63 | 1.07 | 10.72 | 11.00 | -9.65 | -9.93 |
| 102 | 5510 | -3.47 | -3.40 | -0.36 | 10.59 | 11.00 | -10.95 | -11.36 |
| 110 | 5550 | -1.69 | -1.70 | 1.38 | 10.59 | 11.00 | -9.20 | -9.62 |
| 134 | 5670 | -1.50 | -1.86 | 1.40 | 10.59 | 11.00 | -9.18 | -9.60 |
| 142 | 5710 | -1.11 | -1.68 | 1.69 | 10.59 | 11.00 | -8.89 | -9.31 |

| UNII-3 Chain A+B 802.11ac VHT40 Maximum Power Spectral Density/500kHz | | | | | | | | |
|---|---|---|---|---|---|---|---|---|
| Chan. No. | Freq. (MHz) | Chain A (dBm) | Chain B (dBm) | Total PSD $(\frac{dBm}{500\ kHz})$ | 15.407 Limit $(\frac{dBm}{500\ kHz})$ | RSS-247 Limit $(\frac{dBm}{500\ kHz})$ | 15.407 Margin (dB) | RSS-247 Margin (dB) |
| 151 | 5755 | -3.70 | -4.16 | -0.84 | 30.00 | 30.00 | -30.84 | -30.84 |
| 159 | 5795 | -3.38 | -3.18 | -0.20 | 30.00 | 30.00 | -30.20 | -30.20 |
| 142 | 5710 | -3.50 | -4.07 | -0.70 | 30.00 | 30.00 | -30.70 | -30.70 |

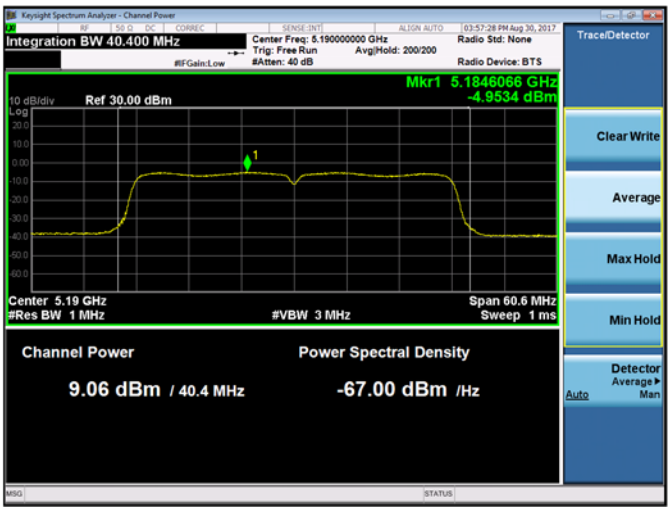


**Plot 9-299. Maximum Conducted Output Power and PSD Chain A 802.11ac VHT40 (Ch. 38)**

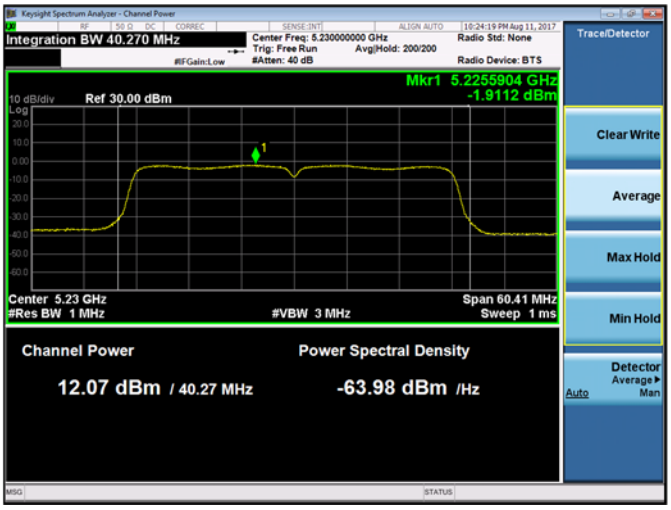


**Plot 9-300. Maximum Conducted Output Power and PSD Chain A 802.11ac VHT40 (Ch. 46)**

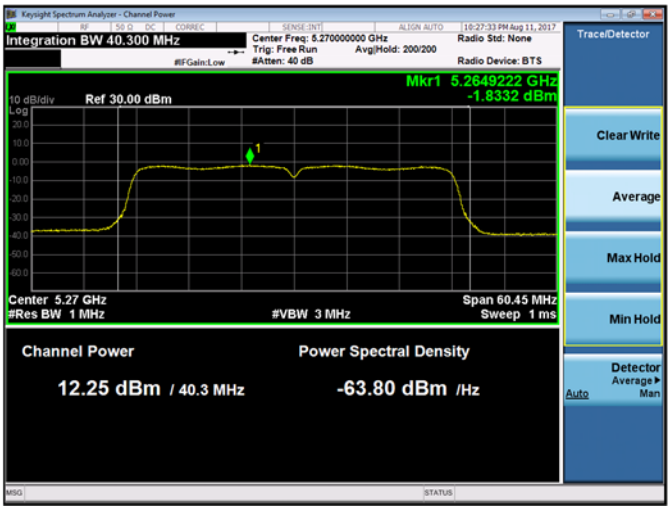


**Plot 9-301. Maximum Conducted Output Power and PSD Chain A 802.11ac VHT40 (Ch. 54)**

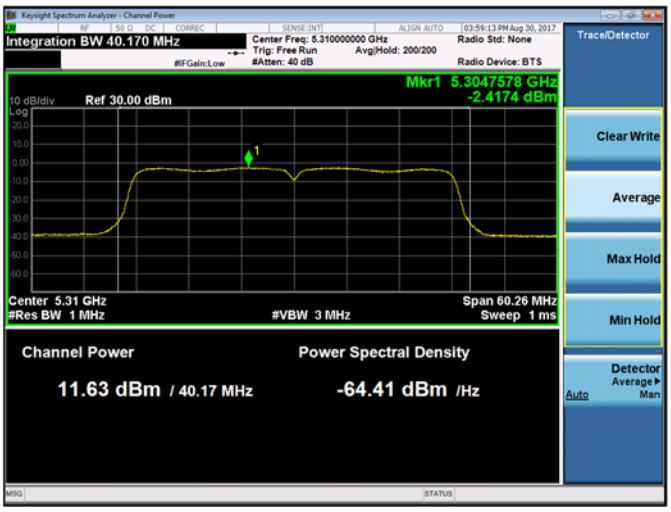


**Plot 9-302. Max Conducted Output Power and PSD Chain A 802.11ac VHT40 (Ch. 62)**

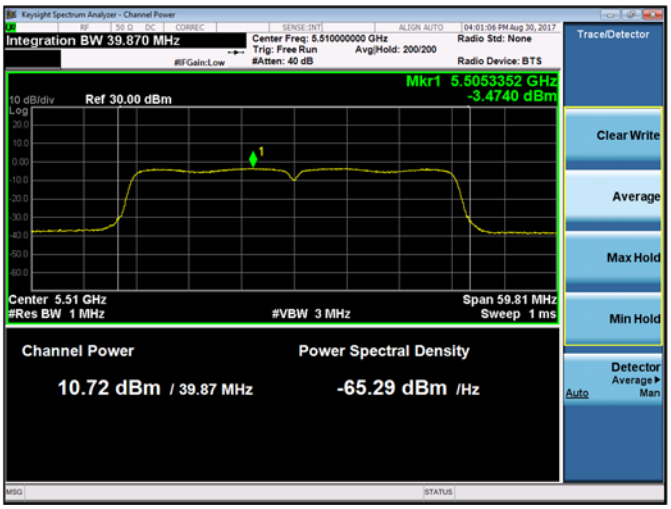


**Plot 9-303. Max Conducted Output Power and PSD Chain A 802.11ac VHT40 (Ch. 102)**

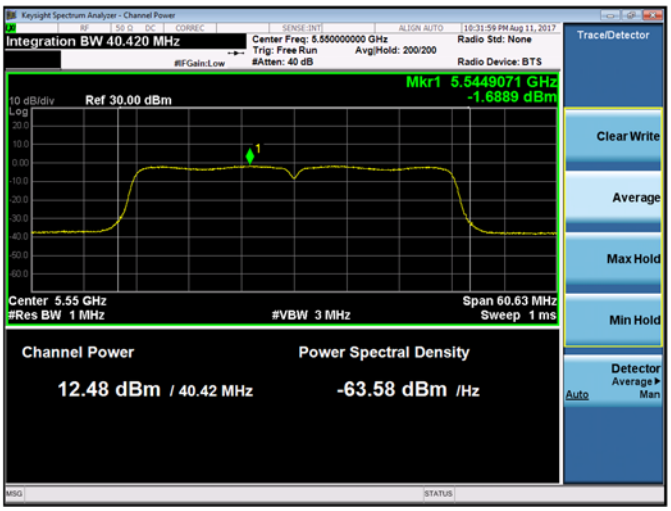


**Plot 9-304. Max Conducted Output Power and PSD Chain A 802.11ac VHT40 (Ch. 110)**

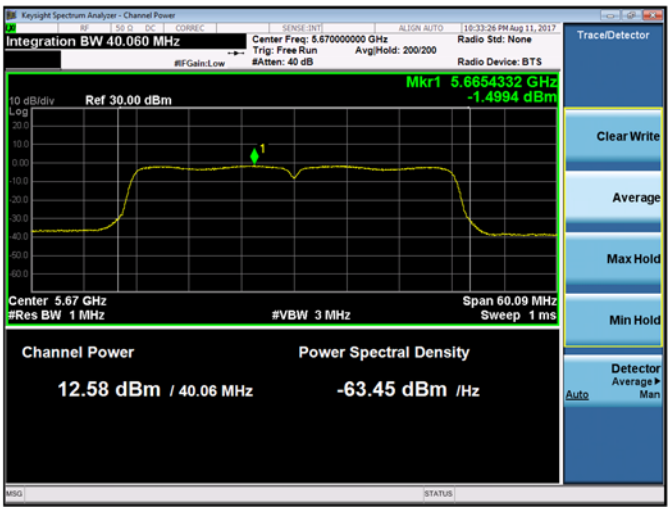


**Plot 9-305. Max Conducted Output Power and PSD Chain A 802.11ac VHT40 (Ch. 134)**

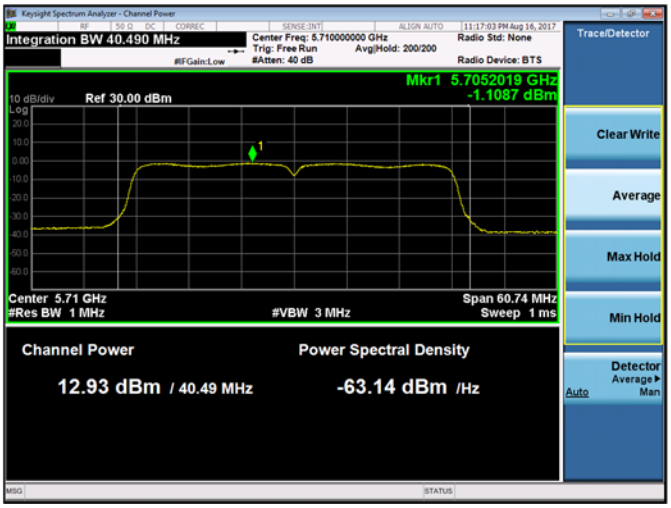


**Plot 9-306. Max Conducted Output Power and PSD Chain A 802.11ac VHT40 (Ch. 142)**

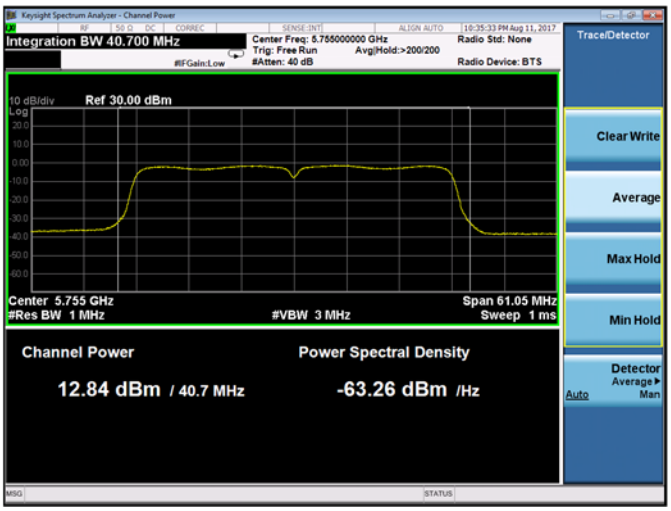


**Plot 9-307. Max Conducted Output Power Chain A 802.11ac VHT40 (Ch. 151)**

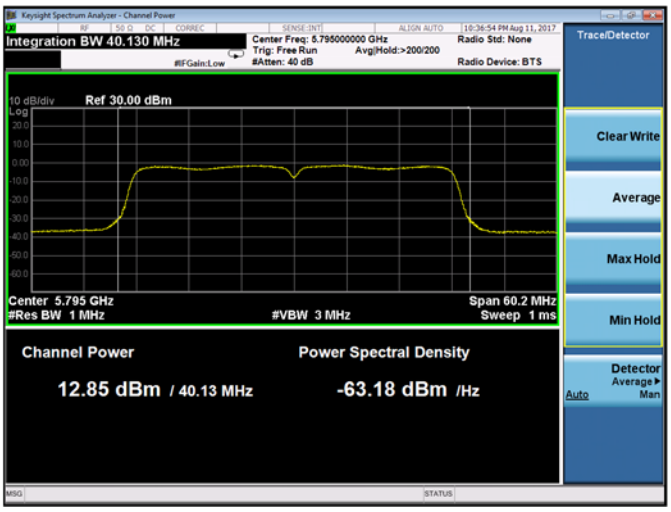


**Plot 9-308. Max Conducted Output Power Chain A 802.11ac VHT40 (Ch. 159)**

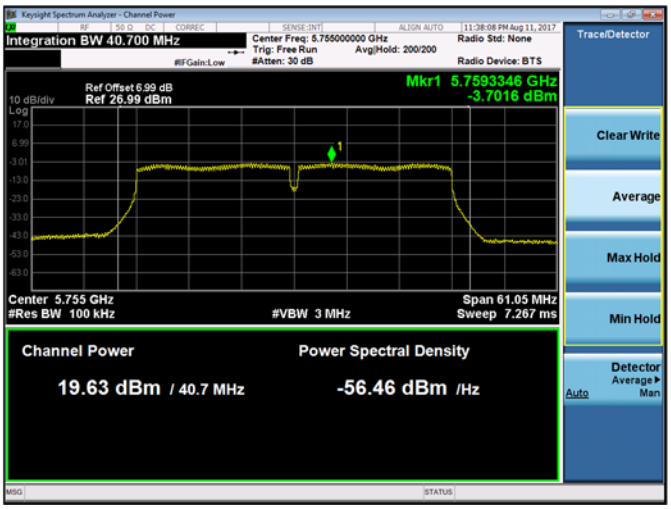


**Plot 9-309. Maximum Power Spectral Density Chain A 802.11ac VHT40 (Ch. 151)**

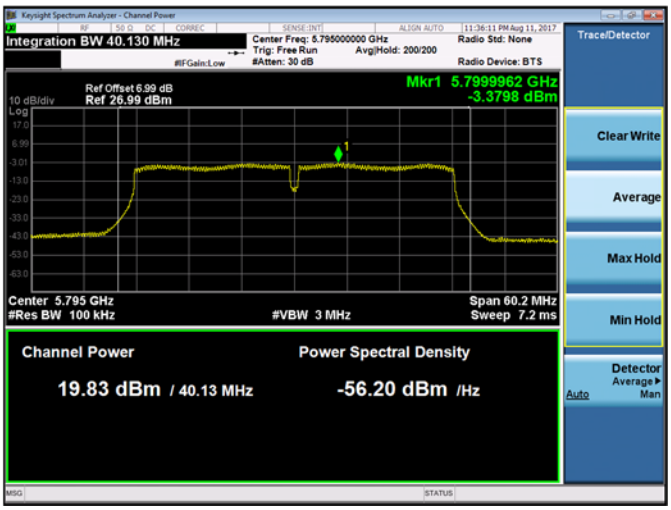


**Plot 9-310. Maximum Power Spectral Density Chain A 802.11ac VHT40 (Ch. 159)**

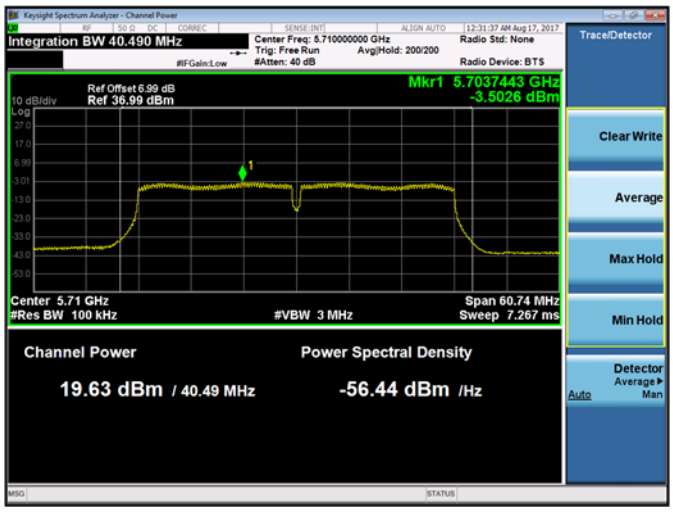


**Plot 9-311. Maximum Power Spectral Density Chain A 802.11ac VHT40 (Ch. 142)**

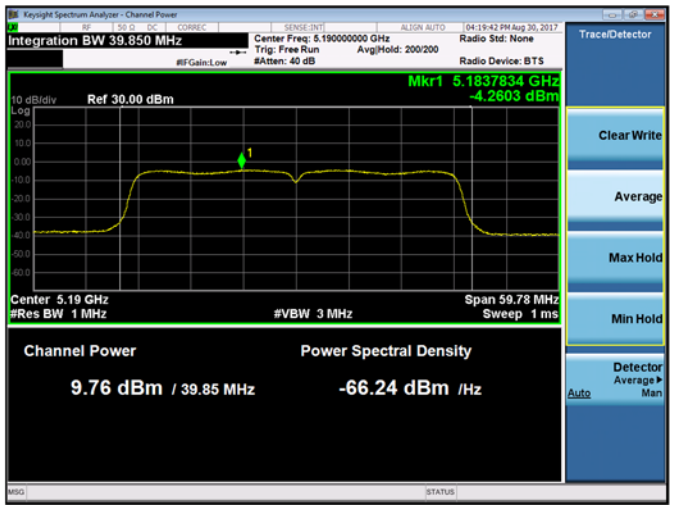


**Plot 9-312. Maximum Conducted Output Power and PSD Chain B 802.11ac VHT40 (Ch. 38)**

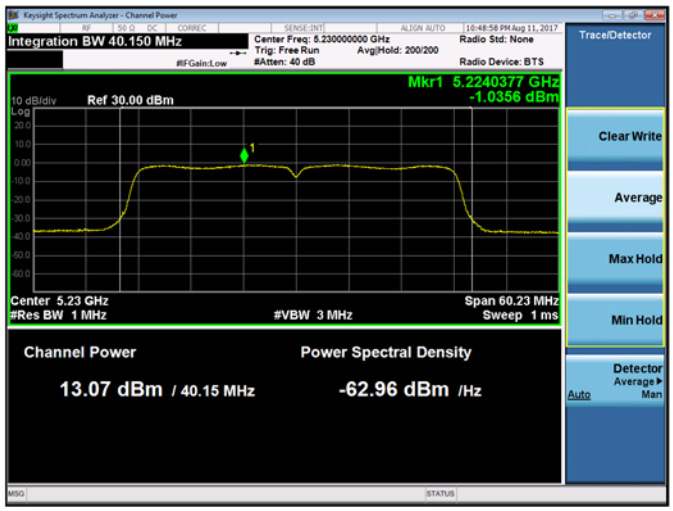


**Plot 9-313. Maximum Conducted Output Power and PSD Chain B 802.11ac VHT40 (Ch. 46)**

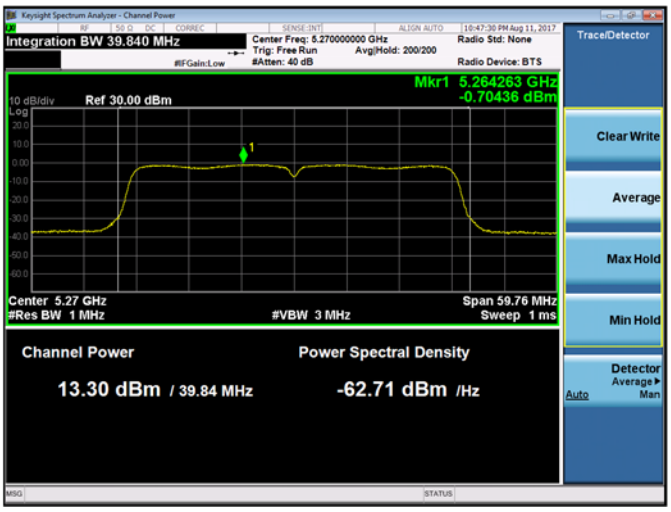


**Plot 9-314. Maximum Conducted Output Power and PSD Chain B 802.11ac VHT40 (Ch. 54)**

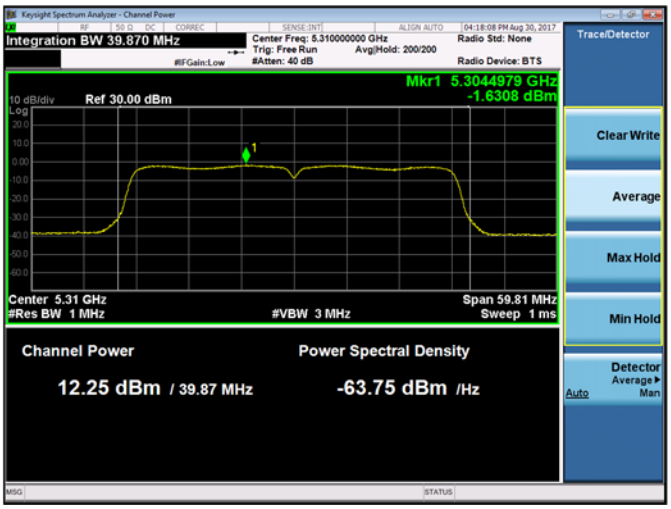


**Plot 9-315. Maximum Conducted Output Power and PSD Chain B 802.11ac VHT40 (Ch. 62)**

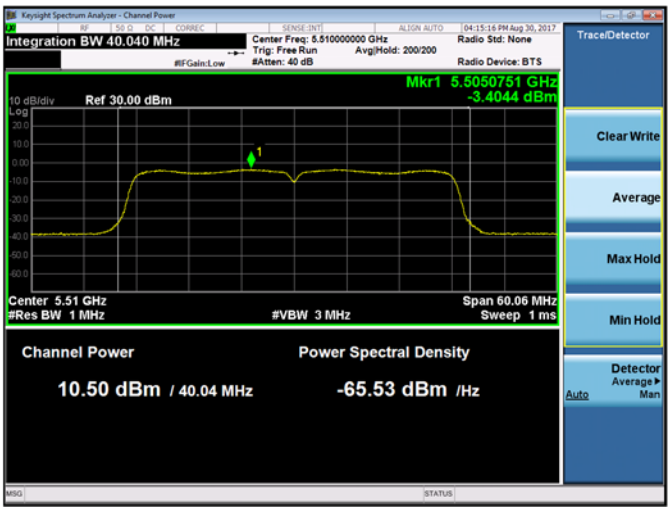


**Plot 9-316. Max Conducted Output Power and PSD Chain B 802.11ac VHT40 (Ch. 102)**

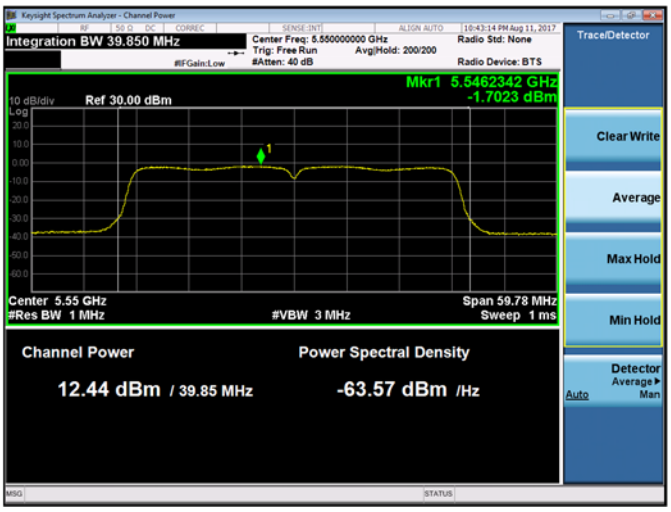


**Plot 9-317. Max Conducted Output Power and PSD Chain B 802.11ac VHT40 (Ch. 110)**

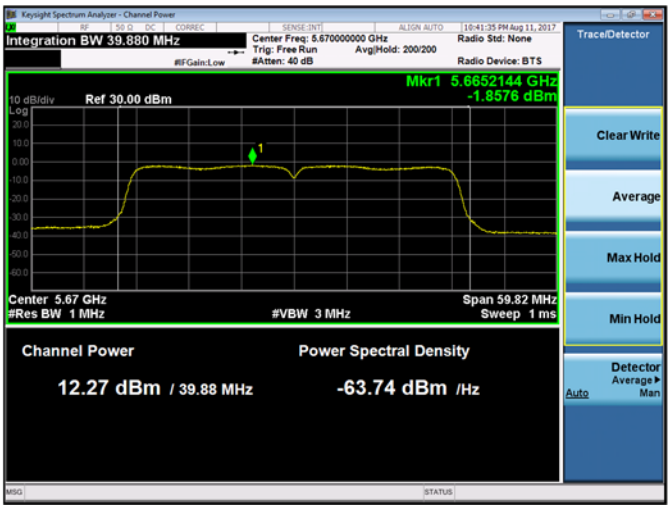


**Plot 9-318. Max Conducted Output Power and PSD Chain B 802.11ac VHT40 (Ch. 134)**

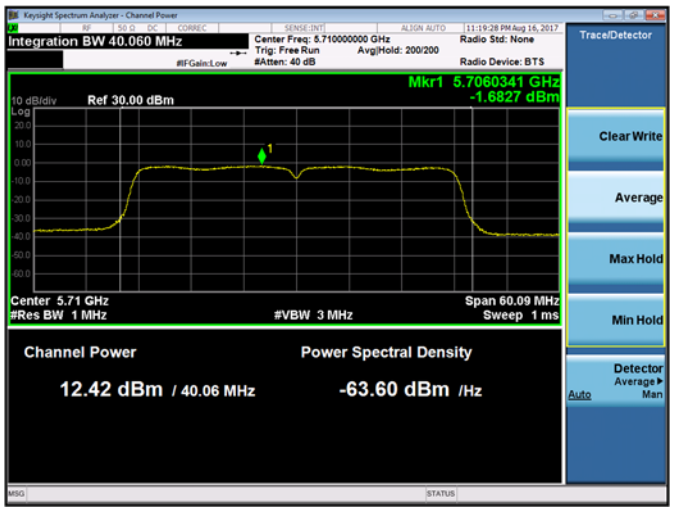


**Plot 9-319. Max Conducted Output Power and PSD Chain B 802.11ac VHT40 (Ch. 142)**

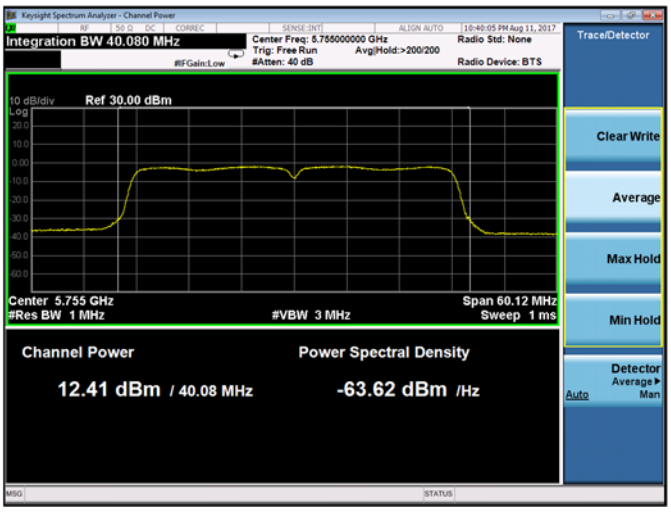


**Plot 9-320. Maximum Conducted Output Power Chain B 802.11ac VHT40 (Ch. 151)**

**Plot 9-321. Maximum Conducted Output Power Chain B 802.11ac VHT40 (Ch. 169)**

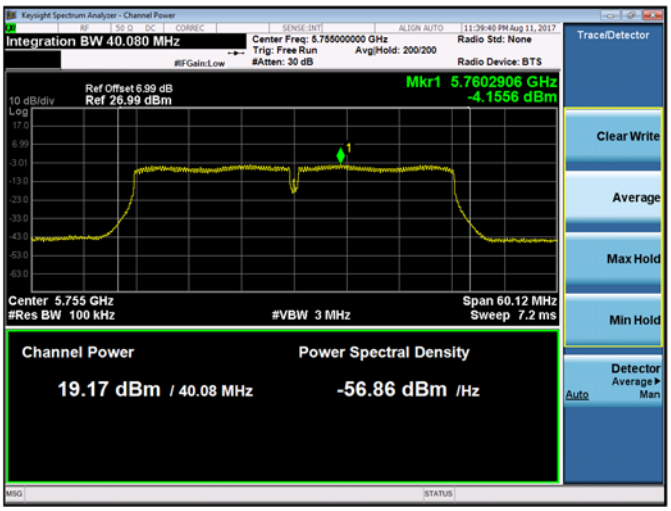


**Plot 9-322. Maximum Power Spectrum Density Chain B 802.11ac VHT40 (Ch. 151)**

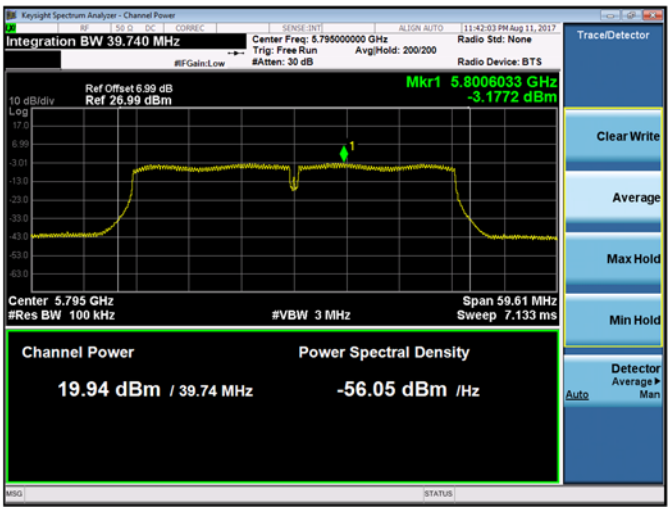


**Plot 9-323. Maximum Power Spectrum Density Chain B 802.11ac VHT40 (Ch. 159)**

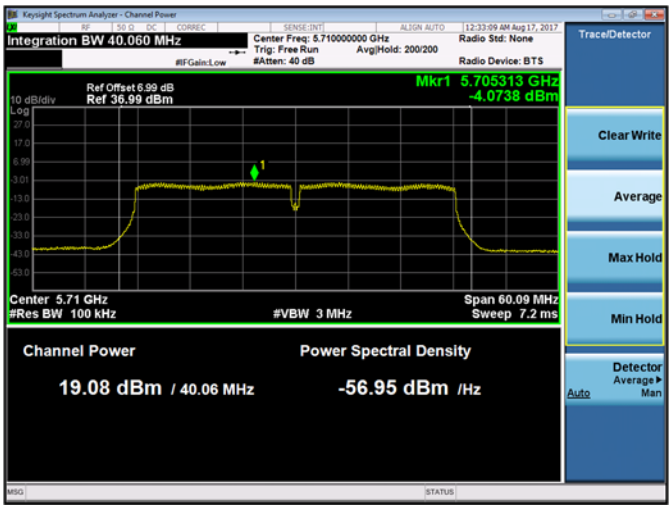


**Plot 9-324. Maximum Power Spectrum Density Chain B 802.11ac VHT40 (Ch. 142)**

### *9.5.5.11 Chain A+B 802.11ac VHT80 Maximum Conducted Output Power*

| Chain A+B 802.11ac VHT80 Maximum Conducted Output Power | | | | | | | | |
|---|---|---|---|---|---|---|---|---|
| **Chan. No.** | **Freq. (MHz)** | **Chain A (dBm)** | **Chain B (dBm)** | **Total Power (dBm)** | **15.407 Limit (dBm)** | **RSS-247 Limit (dBm)** | **15.407 Margin (dB)** | **RSS-247 Margin (dB)** |
| 42 | 5210 | 6.42 | 7.27 | 9.96 | 24.00 | -- | -14.04 | -- |
| 58 | 5290 | 7.74 | 7.77 | 10.85 | 24.00 | 24.00 | -13.15 | -13.15 |
| 106 | 5530 | 7.19 | 6.86 | 10.12 | 24.00 | 24.00 | -13.88 | -13.88 |
| 122 | 5610 | 11.35 | 11.43 | 14.48 | 24.00 | 24.00 | -9.52 | -9.52 |
| 138 | 5690 | 12.14 | 11.17 | 14.77 | 24.00 | 24.00 | -9.23 | -9.23 |
| 155 | 5775 | 11.35 | 11.38 | 14.46 | 30.00 | 30.00 | -15.54 | -15.54 |

| Chain A+B 802.11ac VHT80 E.I.R.P | | | | | | |
|---|---|---|---|---|---|---|
| **Channel No.** | **Frequency (MHz)** | **Total Power (dBm)** | **Antenna Gain (dBi)** | **E.I.R.P (dBm)** | **RSS-247 E.I.R.P Limit (dBm)** | **RSS-247 E.I.R.P. Margin (dB)** |
| 42 | 5210 | 9.96 | 3.30 | 13.25 | 23.00 | -9.75 |
| 58 | 5290 | 10.85 | 3.30 | 14.14 | 30.00 | -15.86 |
| 106 | 5530 | 10.12 | 3.41 | 13.53 | 30.00 | -16.47 |
| 122 | 5610 | 14.48 | 3.41 | 17.89 | 30.00 | -12.11 |
| 138 | 5690 | 14.77 | 3.41 | 18.18 | 30.00 | -11.82 |
| 155 | 5775 | 14.46 | 2.39 | 16.85 | -- | -- |

### *9.5.5.12 Chain A+B 802.11ac VHT80 Maximum Power Spectral Density*

| UNII-1 Chain A+B 802.11ac VHT80 Maximum Power Spectral Density/MHz | | | | | | | | | | |
|---|---|---|---|---|---|---|---|---|---|---|
| Chan. No. | Freq. (MHz) | Chain A (dBm) | Chain B (dBm) | Total PSD ($\frac{dBm}{MHz}$) | Total Ant. Gain (dBi) | Total EIRP PSD ($\frac{dBm}{MHz}$) | 15.407 Limit ($\frac{dBm}{MHz}$) | RSS-247 EIRP PSD Limit ($\frac{dBm}{MHz}$) | 15.407 Margin (dB) | RSS-247 Margin (dB) |
| 42 | 5210 | -11.24 | -10.50 | -7.76 | 6.28 | -1.48 | 10.72 | 10.00 | -18.48 | -11.48 |

| UNII-2A and UNII-2C Chain A+B 802.11ac VHT80 Maximum Power Spectral Density/MHz | | | | | | | | |
|---|---|---|---|---|---|---|---|---|
| Channel No. | Frequency (MHz) | Chain A (dBm) | Chain B (dBm) | Total PSD ($\frac{dBm}{MHz}$) | 15.407 Limit ($\frac{dBm}{MHz}$) | RSS-247 Limit ($\frac{dBm}{MHz}$) | 15.407 Margin (dB) | RSS-247 Margin (dB) |
| 58 | 5290 | -9.96 | -9.77 | -6.77 | 10.72 | 11.00 | -17.49 | -17.77 |
| 106 | 5530 | -10.69 | -11.07 | -7.79 | 10.59 | 11.00 | -18.37 | -18.79 |
| 122 | 5610 | -5.80 | -5.65 | -2.63 | 10.59 | 11.00 | -13.22 | -13.63 |
| 138 | 5690 | -5.33 | -6.06 | -2.59 | 10.59 | 11.00 | -13.17 | -13.59 |

| UNII-3 Chain A+B 802.11ac VHT80 Maximum Power Spectral Density/500kHz | | | | | | | | |
|---|---|---|---|---|---|---|---|---|
| Chan. No. | Freq. (MHz) | Chain A (dBm) | Chain B (dBm) | Total PSD ($\frac{dBm}{500\ kHz}$) | 15.407 Limit ($\frac{dBm}{500\ kHz}$) | RSS-247 Limit ($\frac{dBm}{500\ kHz}$) | 15.407 Margin (dB) | RSS-247 Margin (dB) |
| 155 | 5775 | -7.75 | -8.50 | -5.02 | 30.00 | 30.00 | -35.02 | -35.02 |
| 138 | 5690 | -8.11 | -8.56 | -5.24 | 30.00 | 30.00 | -35.24 | -35.24 |

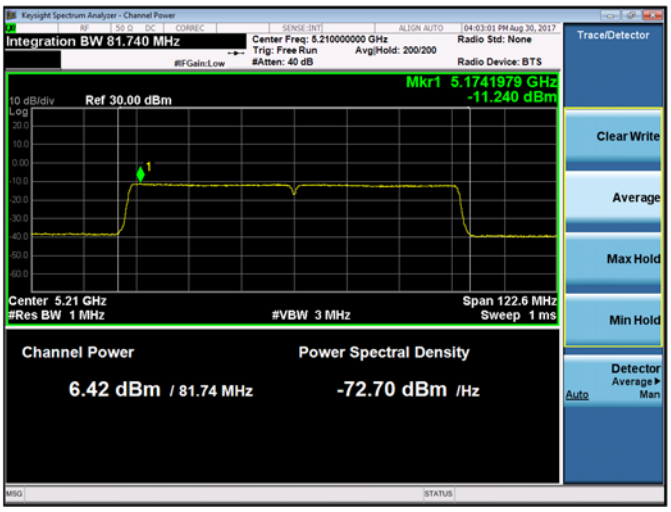


**Plot 9-325. Maximum Conducted Output Power and PSD Chain A 802.11ac VHT80 (Ch. 42)**

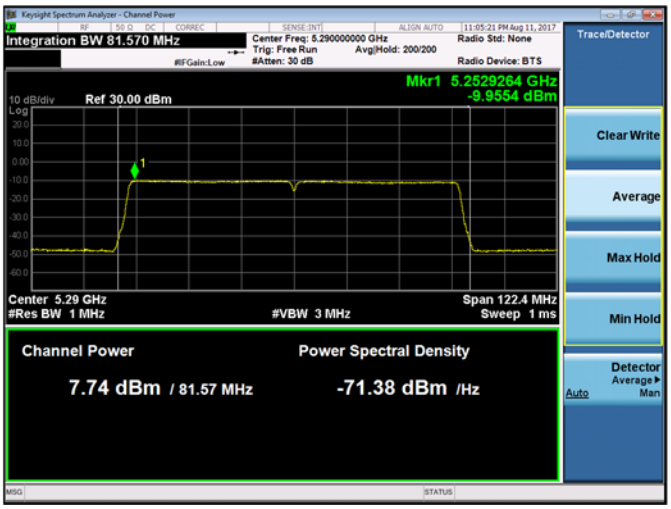


**Plot 9-326. Maximum Conducted Output Power and PSD Chain A 802.11ac VHT80 (Ch. 58)**

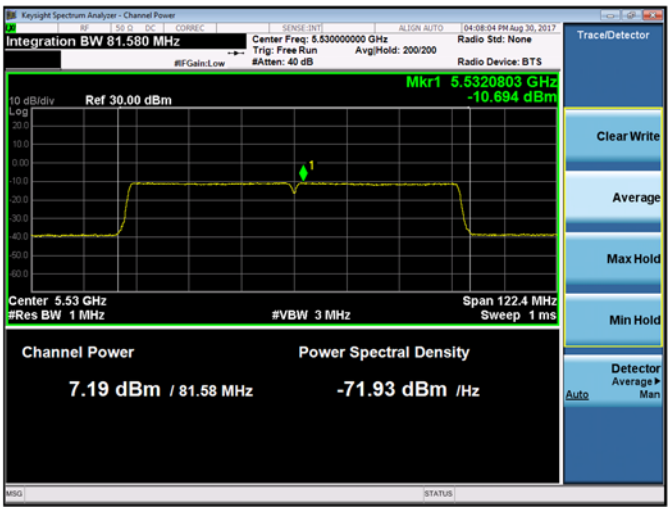


**Plot 9-327. Max Conducted Output Power and PSD Chain A 802.11ac VHT80 (Ch. 106)**

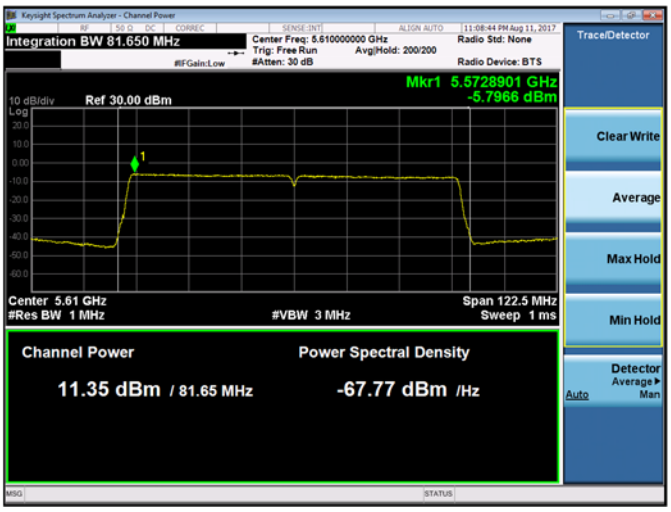


**Plot 9-328. Max Conducted Output Power and PSD Chain A 802.11ac VHT80 (Ch. 122)**

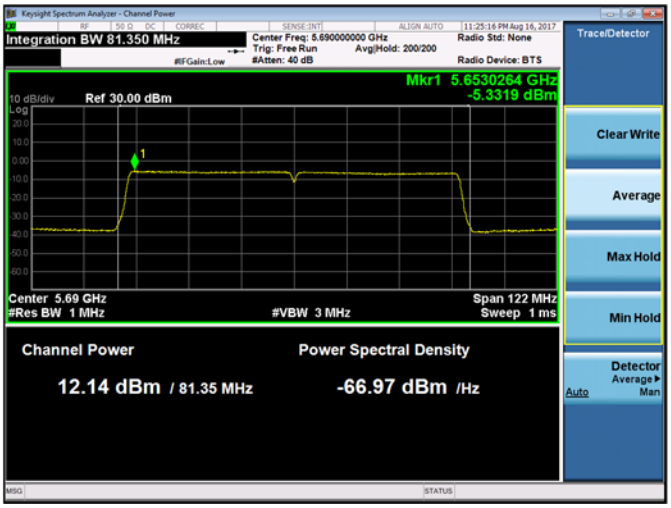


**Plot 9-329. Max Conducted Output Power and PSD Chain A 802.11ac VHT80 (Ch. 138)**

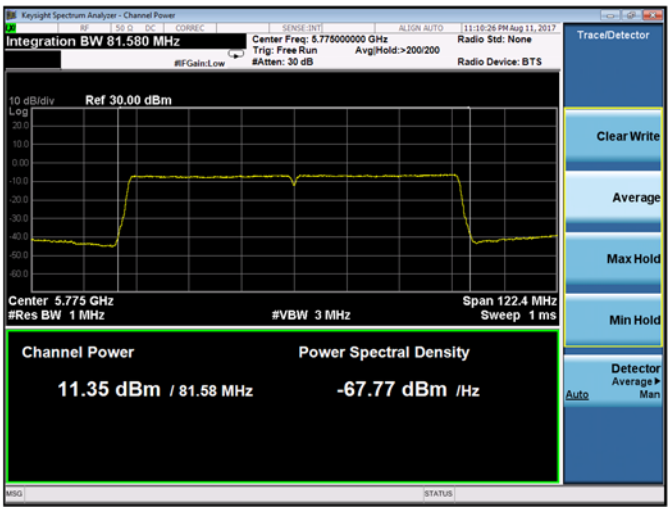


**Plot 9-330. Max Conducted Output Power Chain A 802.11ac VHT80 (Ch. 155)**

**Plot 9-331. Max Power Spectral Density Chain A 802.11ac VHT80 (Ch. 155)**

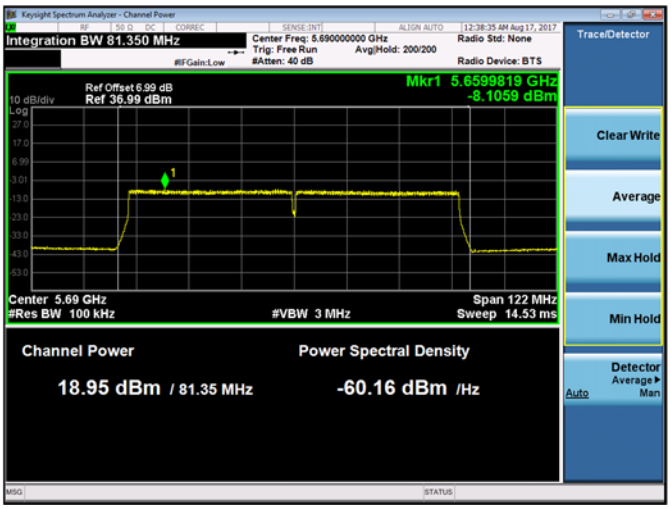


**Plot 9-332. Max Power Spectral Density Chain A 802.11ac VHT80 (Ch. 138)**

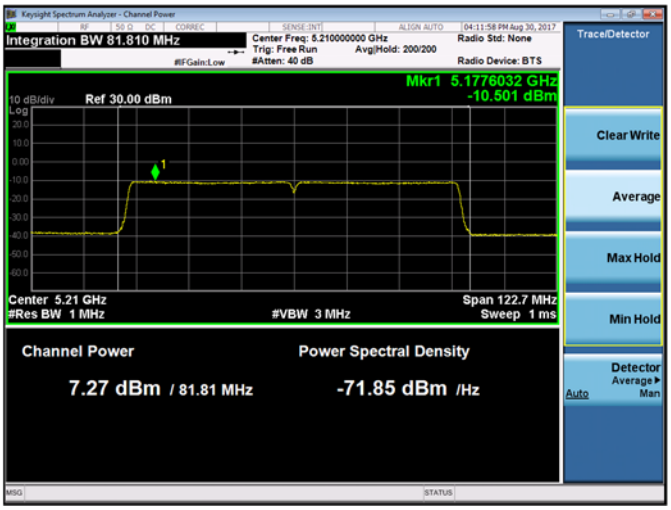


**Plot 9-333. Maximum Conducted Output Power and PSD Chain B 802.11ac VHT80 (Ch. 42)**