HARMONICS AND SPURIOUS EMISSIONS

LOW CHANNEL HORIZONTAL

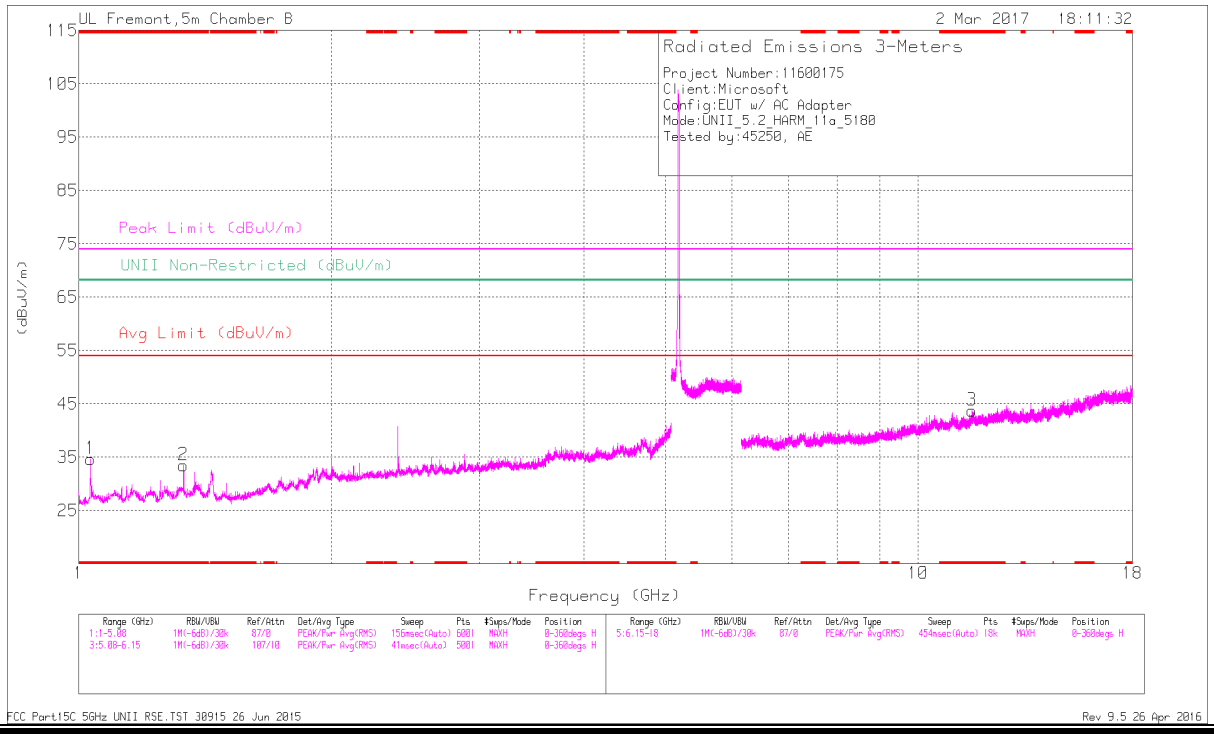

LOW CHANNEL VERTICAL

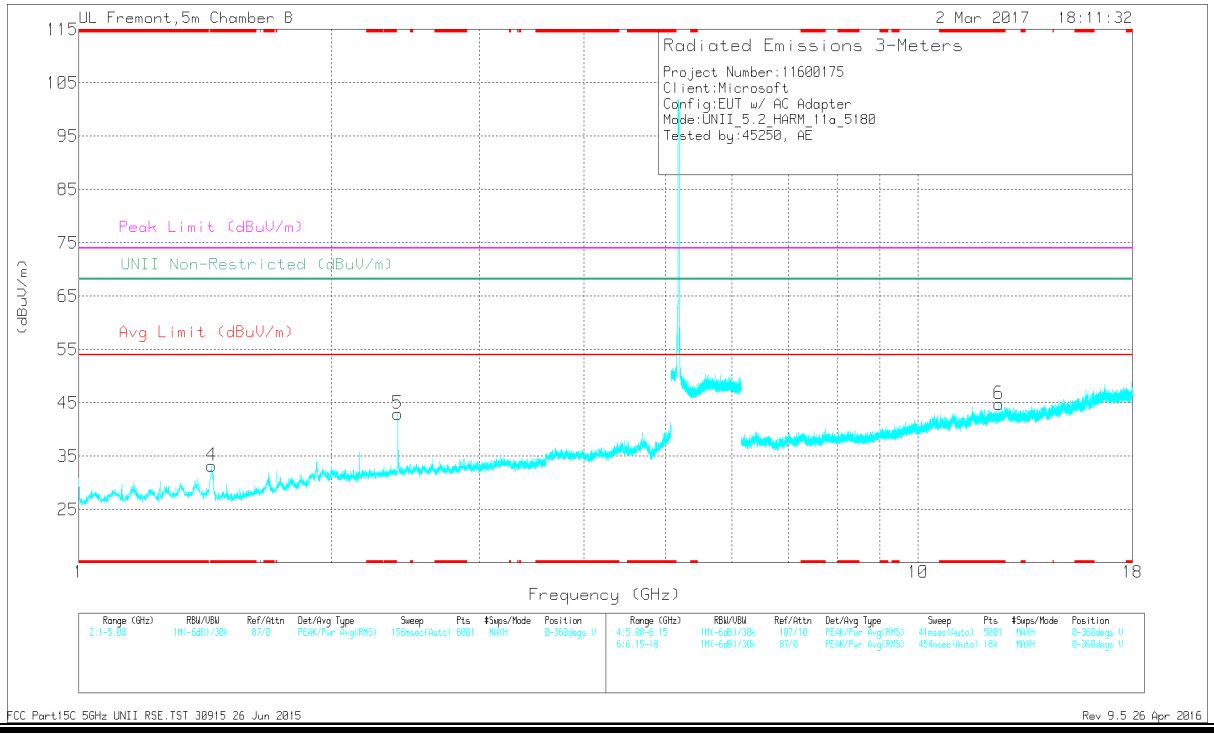

This report shall not be reproduced except in full, without the written approval of UL Verification Services Inc.

Marker	Frequency (GHz)	Meter Reading (dBuV)	Det	AF T345 (dB/m)	Amp/Cbl/Fltr/Pad (dB)	Corrected Reading (dBuV/m)	Avg Limit (dBuV/m)	Margin (dB)	Peak Limit (dBuV/m)	PK Margin (dB)	UNII Non-Restricted (dBuV/m)	PK Margin (dB)	Azimuth (Degs)	Height (cm)	Polarity
1	* 1.034	41.94	PK-U	27.8	-34.5	35.24	-	-	74	-38.76	-	-	12	379	H
	* 1.032	30.36	ADR	27.8	-34.5	23.66	54	-30.34	-	-	-	-	12	379	H
2	* 1.332	40.8	PK-U	28.9	-33.7	36	-	-	74	-38	-	-	111	199	H
	* 1.332	29.26	ADR	28.9	-33.7	24.46	54	-29.54	-	-	-	-	111	199	H
4	* 1.44	52.25	PK-U	28.4	-33.4	47.25	-	-	74	-26.75	-	-	323	105	V
	* 1.44	34.19	ADR	28.4	-33.4	29.19	54	-24.81	-	-	-	-	323	105	V
3	* 11.579	33.14	PK-U	38.4	-22.5	49.04	-	-	74	-24.96	-	-	193	182	H
	* 11.581	22.81	ADR	38.4	-22.5	38.71	54	-15.29	-	-	-	-	193	182	H
6	* 12.474	32.78	PK-U	39.1	-23	48.88	-	-	74	-25.12	-	-	109	243	V
	* 12.476	22.62	ADR	39.1	-23	38.72	54	-15.28	-	-	-	-	109	243	V
5	2.4	49.11	PK-U	32.2	-32.6	48.71	-	-	-	-	68.2	-19.49	153	219	V

* - indicates frequency in CFR47 Pt 15 / IC RSS-Restricted Band
PK-U - U-NII: Maximum Peak
ADR - U-NII AD primary method, RMS average

UL VERIFICATION SERVICES INC. FORM NO: CCSUP4701J
47173 BENICIA STREET, FREMONT, CA 94538, USA TEL: (510) 771-1000 FAX: (510) 661-0888
This report shall not be reproduced except in full, without the written approval of UL Verification Services Inc.

MID CHANNEL HORIZONTAL

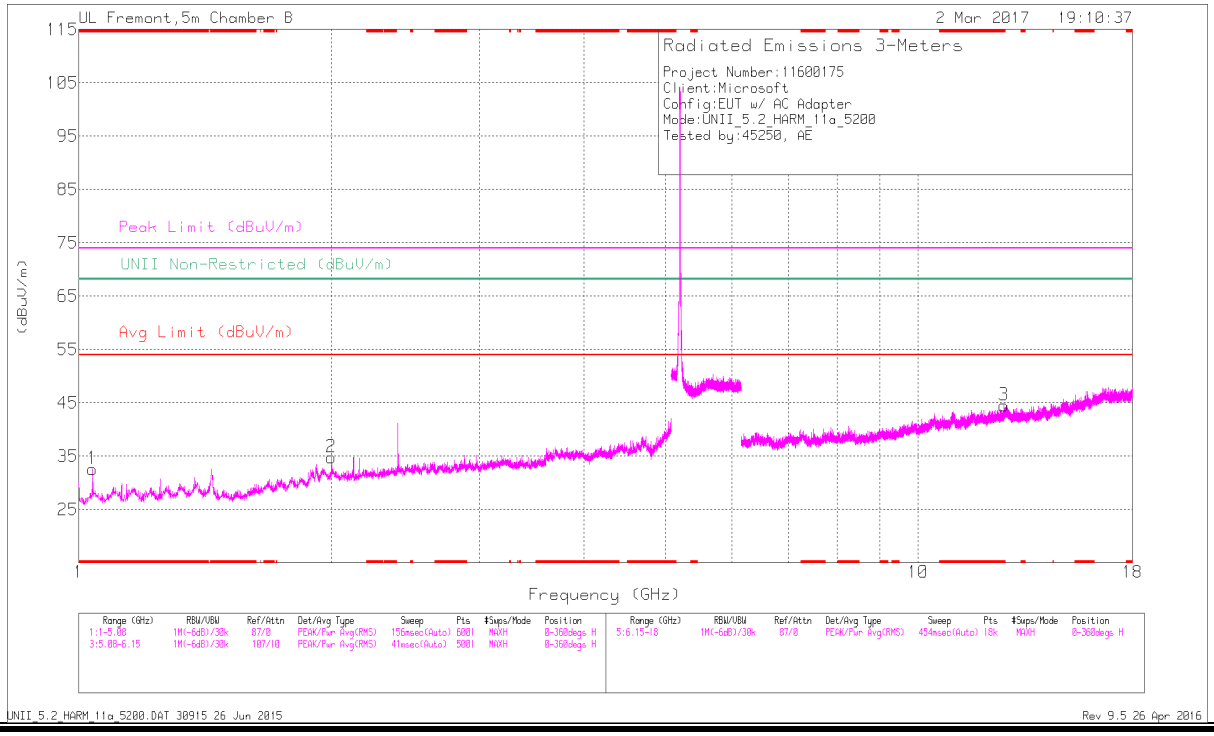

MID CHANNEL VERTICAL

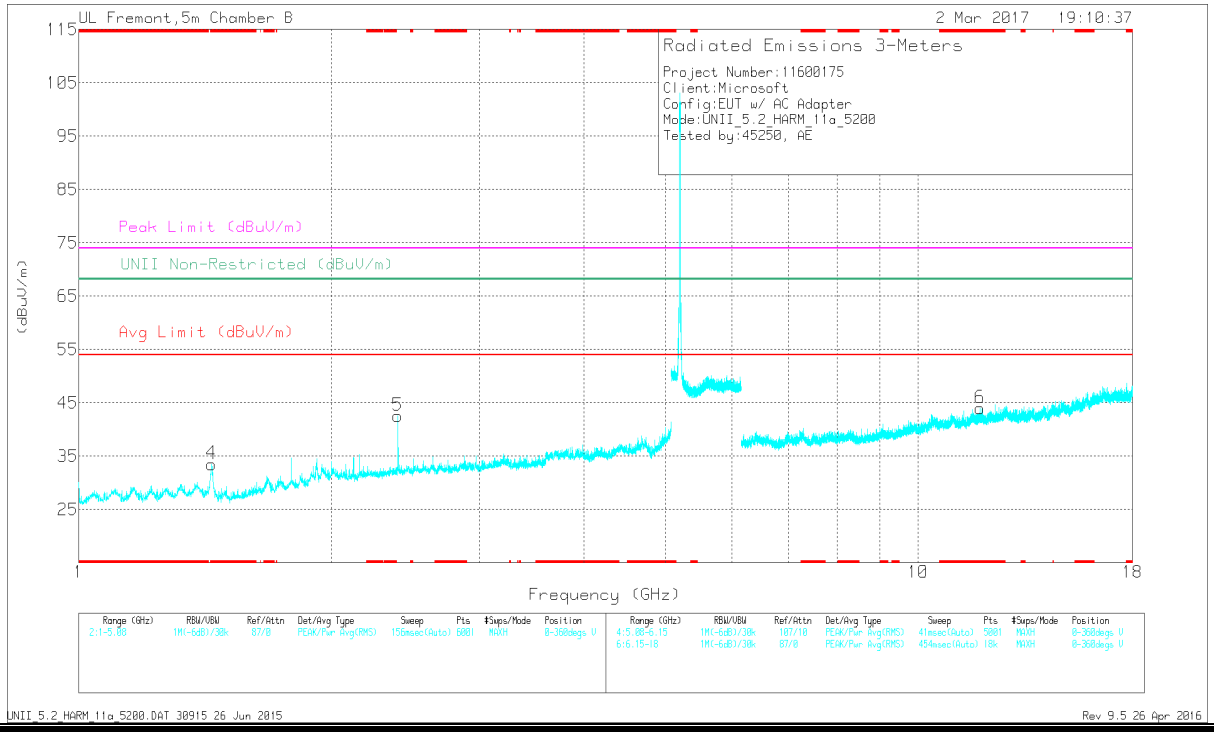

This report shall not be reproduced except in full, without the written approval of UL Verification Services Inc.

Marker	Frequency (GHz)	Meter Reading (dBuV)	Det	AF T345 (dB/m)	Amp/Cbl/Fltr/Pad (dB)	Corrected Reading (dBuV/m)	Avg Limit (dBuV/m)	Margin (dB)	Peak Limit (dBuV/m)	PK Margin (dB)	UNII Non-Restricted (dBuV/m)	PK Margin (dB)	Azimuth (Degs)	Height (cm)	Polarity
1	* 1.039	42.04	PK-U	27.8	-34.4	35.44	-	-	74	-38.56	-	-	10	373	H
	* 1.038	30.49	ADR	27.8	-34.4	23.89	54	-30.11	-	-	-	-	10	373	H
4	* 1.44	52.19	PK-U	28.4	-33.4	47.19	-	-	74	-26.81	-	-	325	103	V
	* 1.44	35.58	ADR	28.4	-33.4	30.58	54	-23.42	-	-	-	-	325	103	V
3	* 12.653	32.82	PK-U	39.3	-22.8	49.32	-	-	74	-24.68	-	-	196	228	H
	* 12.651	22.88	ADR	39.3	-22.9	39.28	54	-14.72	-	-	-	-	196	228	H
6	* 11.841	33.48	PK-U	38.7	-23.1	49.08	-	-	74	-24.92	-	-	60	118	V
	* 11.843	22.98	ADR	38.7	-23.1	38.58	54	-15.42	-	-	-	-	60	118	V
2	2	41.96	PK-U	31.5	-32.4	41.06	-	-	-	-	68.2	-27.14	54	178	H
5	2.401	48.97	PK-U	32.2	-32.7	48.47	-	-	-	-	68.2	-19.73	151	221	V

* - indicates frequency in CFR47 Pt 15 / IC RSS-Restricted Band
PK-U - U-NII: Maximum Peak
ADR - U-NII AD primary method, RMS average

UL VERIFICATION SERVICES INC. FORM NO: CCSUP4701J
47173 BENICIA STREET, FREMONT, CA 94538, USA TEL: (510) 771-1000 FAX: (510) 661-0888
This report shall not be reproduced except in full, without the written approval of UL Verification Services Inc.

HIGH CHANNEL HORIZONTAL

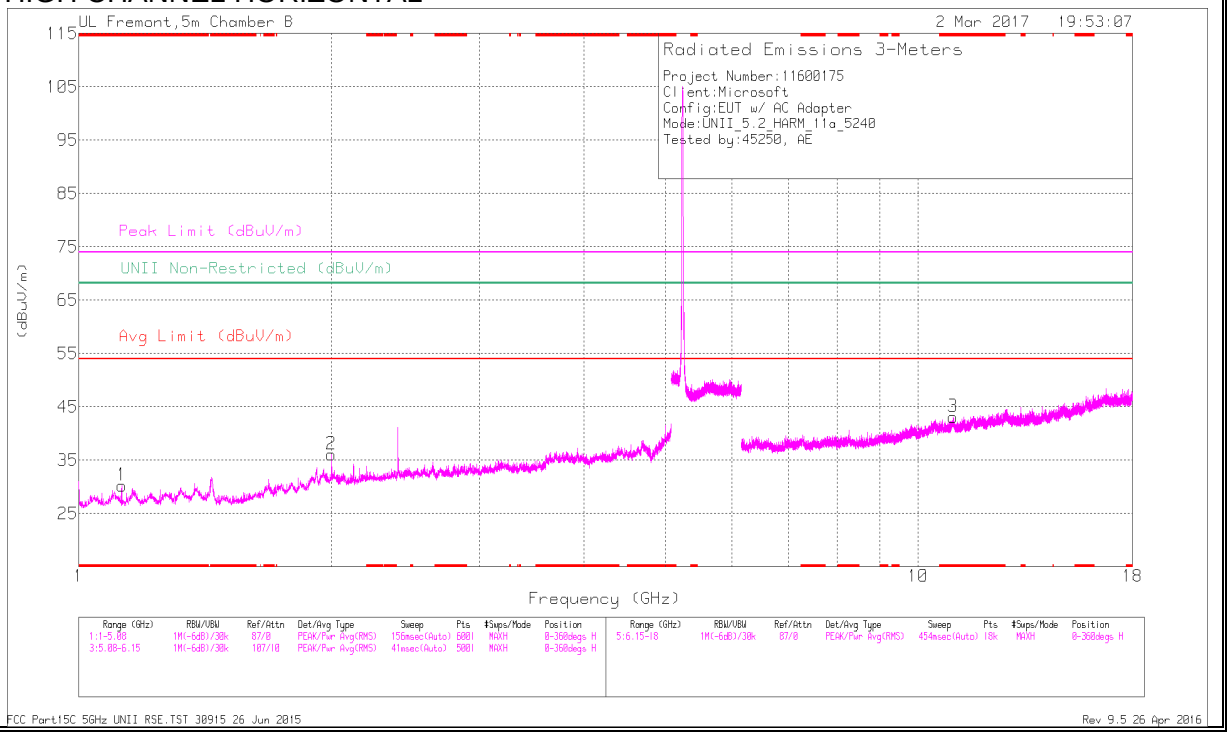

HIGH CHANNEL VERTICAL

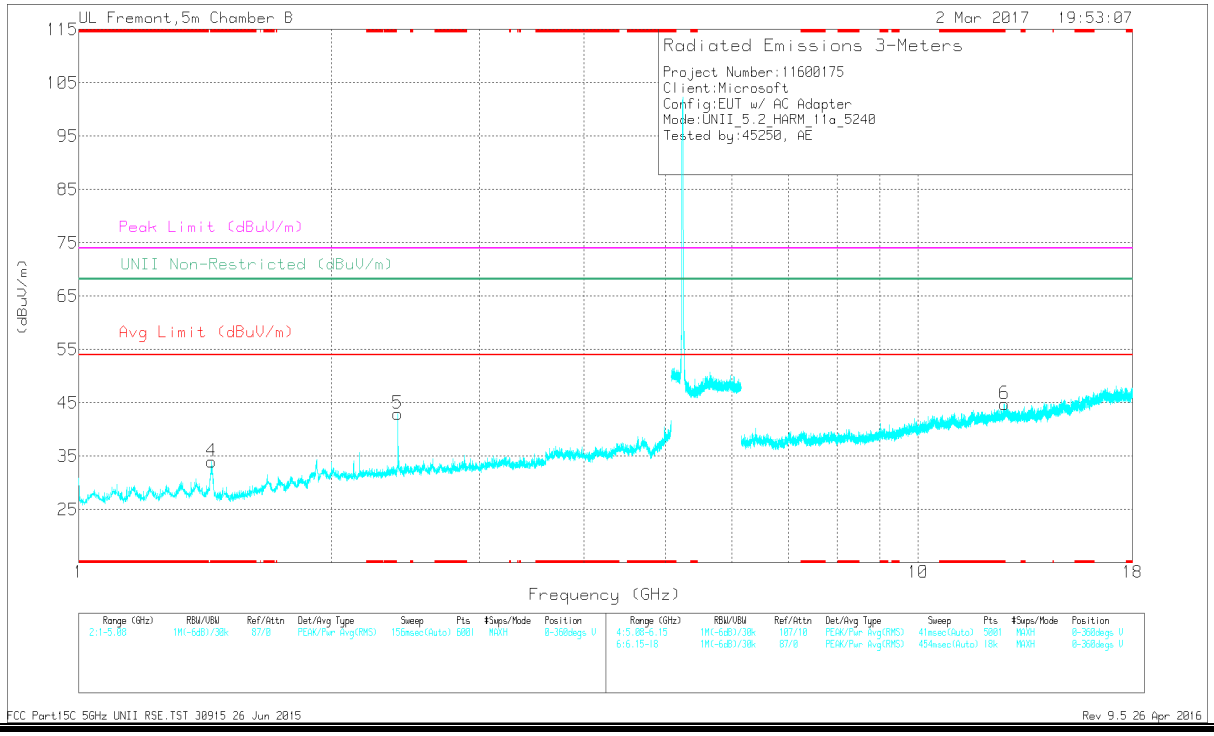

UL VERIFICATION SERVICES INC. FORM NO: CCSUP4701J
47173 BENICIA STREET, FREMONT, CA 94538, USA TEL: (510) 771-1000 FAX: (510) 661-0888
This report shall not be reproduced except in full, without the written approval of UL Verification Services Inc.

Marker	Frequency (GHz)	Meter Reading (dBuV)	Det	AF T345 (dB/m)	Amp/Cbl/Fltr/Pad (dB)	Corrected Reading (dBuV/m)	Avg Limit (dBuV/m)	Margin (dB)	Peak Limit (dBuV/m)	PK Margin (dB)	UNII Non-Restricted (dBuV/m)	PK Margin (dB)	Azimuth (Degs)	Height (cm)	Polarity
1	* 1.124	40.75	PK-U	28	-33.8	34.95	-	-	74	-39.05	-	-	208	241	H
	* 1.126	29.02	ADR	28	-33.9	23.12	54	-30.88	-	-	-	-	208	241	H
4	* 1.44	52.07	PK-U	28.4	-33.4	47.07	-	-	74	-26.93	-	-	322	106	V
	* 1.44	35.53	ADR	28.4	-33.4	30.53	54	-23.47	-	-	-	-	322	106	V
3	* 11.002	32.58	PK-U	37.9	-22.4	48.08	-	-	74	-25.92	-	-	118	118	H
	* 11.004	22.98	ADR	37.9	-22.4	38.48	54	-15.52	-	-	-	-	118	118	H
6	* 12.665	33.05	PK-U	39.3	-22.8	49.55	-	-	74	-24.45	-	-	32	111	V
	* 12.665	22.92	ADR	39.3	-22.8	39.42	54	-14.58	-	-	-	-	32	111	V
2	1.999	39.24	PK-U	31.5	-32.4	38.34	-	-	-	-	68.2	-29.86	55	180	H
5	2.401	49.88	PK-U	32.2	-32.7	49.38	-	-	-	-	68.2	-18.82	151	220	V

* - indicates frequency in CFR47 Pt 15 / IC RSS-Restricted Band
PK-U - U-NII: Maximum Peak
ADR - U-NII AD primary method, RMS average

UL VERIFICATION SERVICES INC. FORM NO: CCSUP4701J
47173 BENICIA STREET, FREMONT, CA 94538, USA TEL: (510) 771-1000 FAX: (510) 661-0888
This report shall not be reproduced except in full, without the written approval of UL Verification Services Inc.

10.1.2. 11n HT20 2TX MODE IN THE 5.2GHz BAND

RESTRICTED BANDEDGE (LOW CHANNEL)

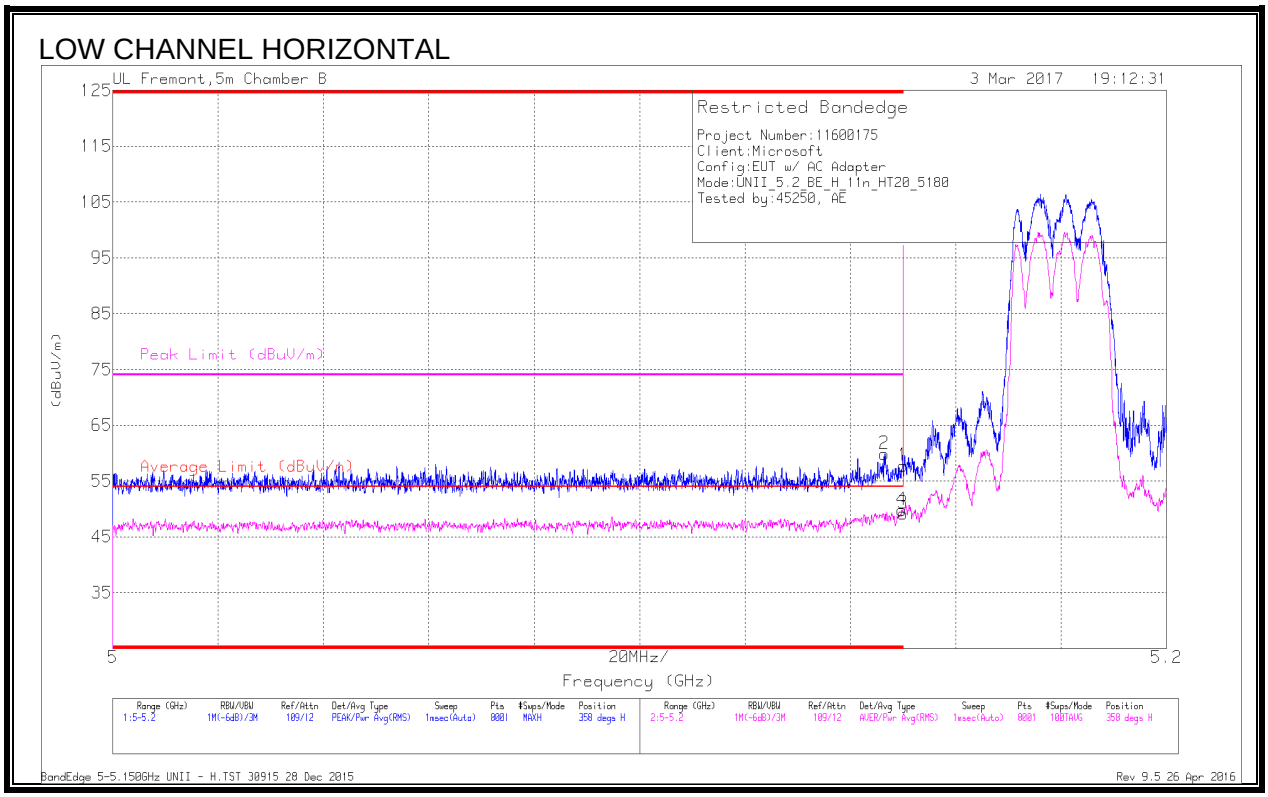

Marker	Frequency (GHz)	Meter Reading (dBuV)	Det	AF T345 (dB/m)	Amp/Cbl/Fltr/Pad (dB)	Corrected Reading (dBuV/m)	Average Limit (dBuV/m)	Margin (dB)	Peak Limit (dBuV/m)	PK Margin (dB)	Azimuth (Degs)	Height (cm)	Polarity
2	* 5.146	43.6	Pk	34.2	-17.9	59.9	-	-	74	-14.1	358	260	H
4	* 5.15	33.74	RMS	34.2	-18.1	49.84	54	-4.16	-	-	358	260	H
1	5.15	41.69	Pk	34.2	-18.1	57.79	-	-	74	-16.21	358	260	H
3	5.15	33.04	RMS	34.2	-18.1	49.14	54	-4.86	-	-	358	260	H

* - indicates frequency in CFR47 Pt 15 / IC RSS-Restricted Band
Pk - Peak detector
RMS - RMS detection

This report shall not be reproduced except in full, without the written approval of UL Verification Services Inc.

LOW CHANNEL VERTICAL

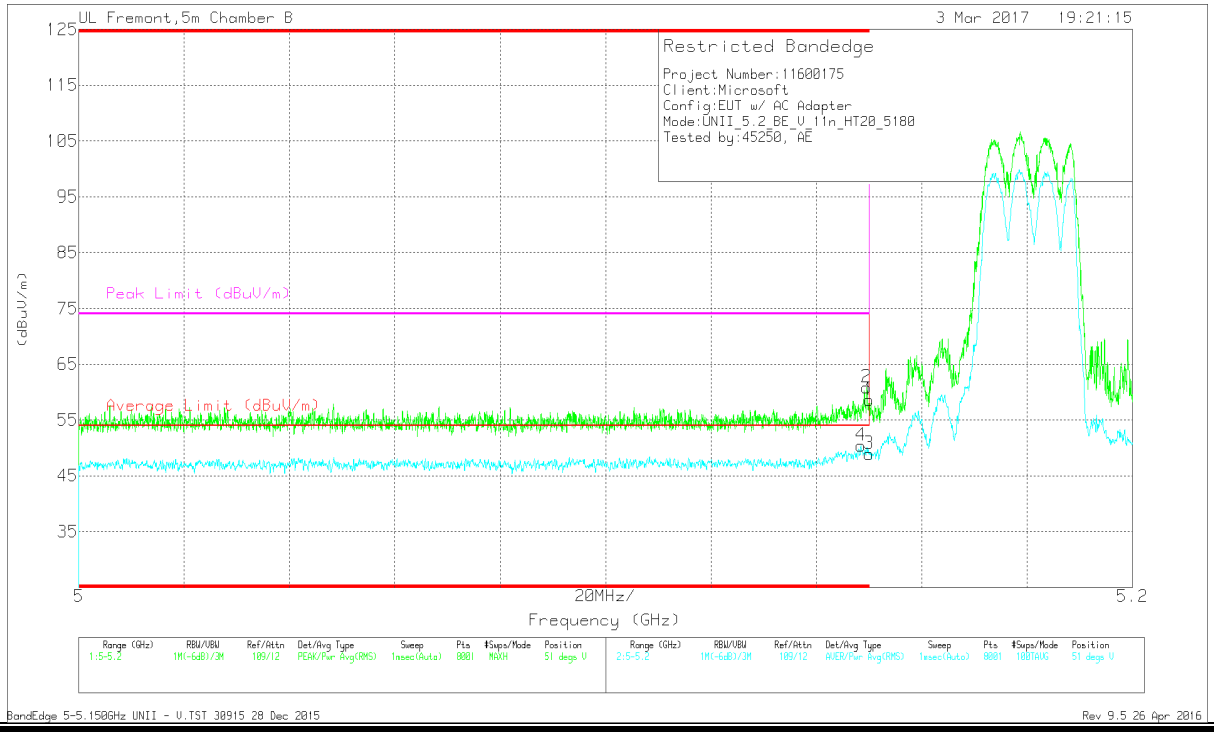

Marker	Frequency (GHz)	Meter Reading (dBuV)	Det	AF T345 (dB/m)	Amp/Cbl/Fltr/Pad (dB)	Corrected Reading (dBuV/m)	Average Limit (dBuV/m)	Margin (dB)	Peak Limit (dBuV/m)	PK Margin (dB)	Azimuth (Degs)	Height (cm)	Polarity
2	* 5.15	44.7	Pk	34.2	-18.1	60.8	-	-	74	-13.2	51	249	V
4	* 5.148	34.28	RMS	34.2	-18.1	50.38	54	-3.62	-	-	51	249	V
1	5.15	42.52	Pk	34.2	-18.1	58.62	-	-	74	-15.38	51	249	V
3	5.15	32.88	RMS	34.2	-18.1	48.98	54	-5.02	-	-	51	249	V

* - indicates frequency in CFR47 Pt 15 / IC RSS-Restricted Band
Pk - Peak detector
RMS - RMS detection

UL VERIFICATION SERVICES INC. FORM NO: CCSUP4701J
47173 BENICIA STREET, FREMONT, CA 94538, USA TEL: (510) 771-1000 FAX: (510) 661-0888
This report shall not be reproduced except in full, without the written approval of UL Verification Services Inc.

HARMONICS AND SPURIOUS EMISSIONS

LOW CHANNEL HORIZONTAL

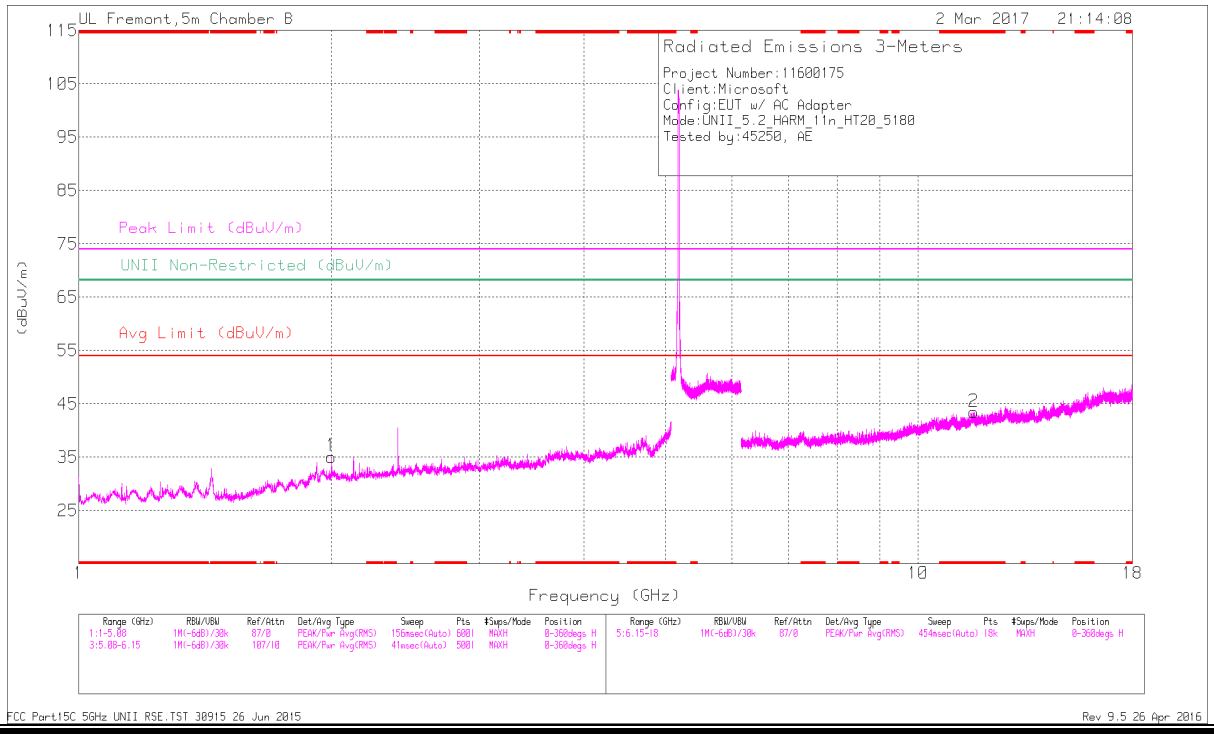

LOW CHANNEL VERTICAL

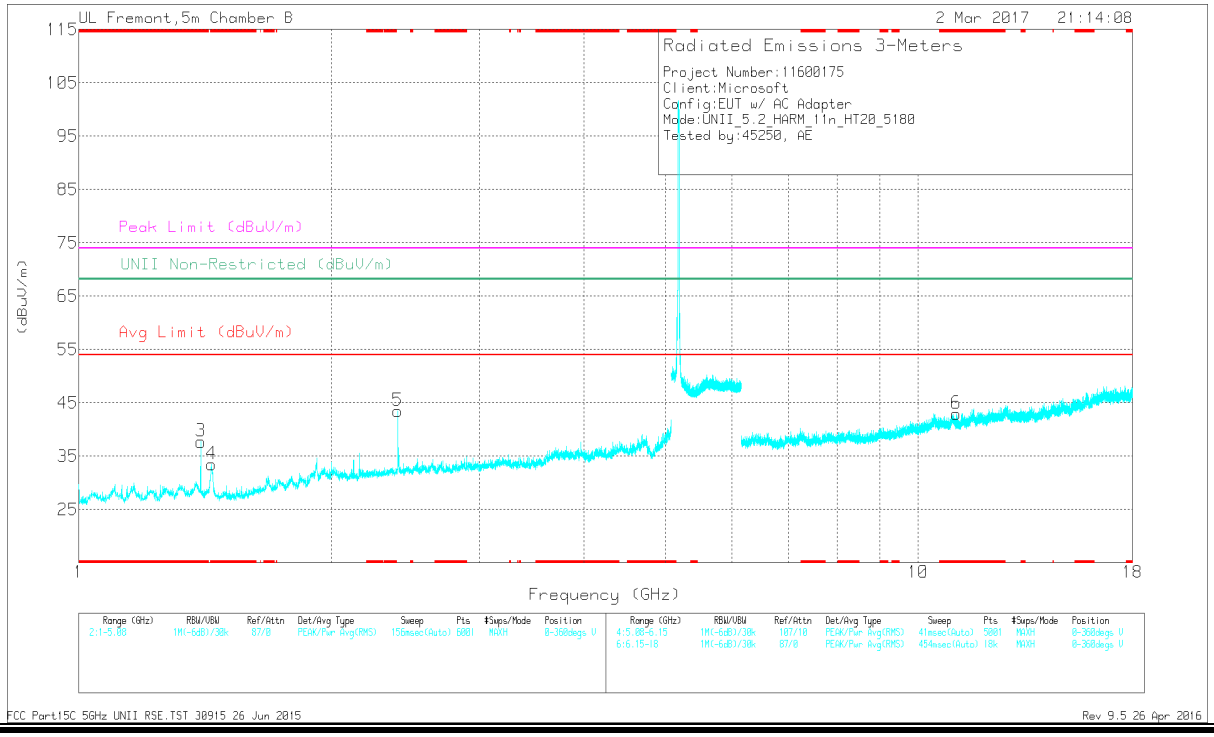

This report shall not be reproduced except in full, without the written approval of UL Verification Services Inc.

Marker	Frequency (GHz)	Meter Reading (dBuV)	Det	AF T345 (dB/m)	Amp/Cbl/Fltr/Pad (dB)	Corrected Reading (dBuV/m)	Avg Limit (dBuV/m)	Margin (dB)	Peak Limit (dBuV/m)	PK Margin (dB)	UNII Non-Restricted (dBuV/m)	PK Margin (dB)	Azimuth (Degs)	Height (cm)	Polarity
3	* 1.397	39.97	PK-U	28.9	-33.3	35.57	-	-	74	-38.43	-	-	141	117	V
	* 1.395	28.85	ADR	28.9	-33.3	24.45	54	-29.55	-	-	-	-	141	117	V
4	* 1.439	50.96	PK-U	28.4	-33.4	45.96	-	-	74	-28.04	-	-	317	107	V
	* 1.44	34.32	ADR	28.4	-33.4	29.32	54	-24.68	-	-	-	-	317	107	V
2	* 11.638	32.6	PK-U	38.5	-22.3	48.8	-	-	74	-25.2	-	-	89	116	H
	* 11.638	22.78	ADR	38.5	-22.3	38.98	54	-15.02	-	-	-	-	89	116	H
6	* 11.099	33.5	PK-U	37.9	-23.7	47.7	-	-	74	-26.3	-	-	56	141	V
	* 11.1	23.38	ADR	37.9	-23.7	37.58	54	-16.42	-	-	-	-	56	141	V
1	2	42	PK-U	31.5	-32.4	41.1	-	-	-	-	68.2	-27.1	53	178	H
5	2.4	48.28	PK-U	32.2	-32.6	47.88	-	-	-	-	68.2	-20.32	156	217	V

* - indicates frequency in CFR47 Pt 15 / IC RSS-Restricted Band
PK-U - U-NII: Maximum Peak
ADR - U-NII AD primary method, RMS average

UL VERIFICATION SERVICES INC. FORM NO: CCSUP4701J
47173 BENICIA STREET, FREMONT, CA 94538, USA TEL: (510) 771-1000 FAX: (510) 661-0888
This report shall not be reproduced except in full, without the written approval of UL Verification Services Inc.

MID CHANNEL HORIZONTAL

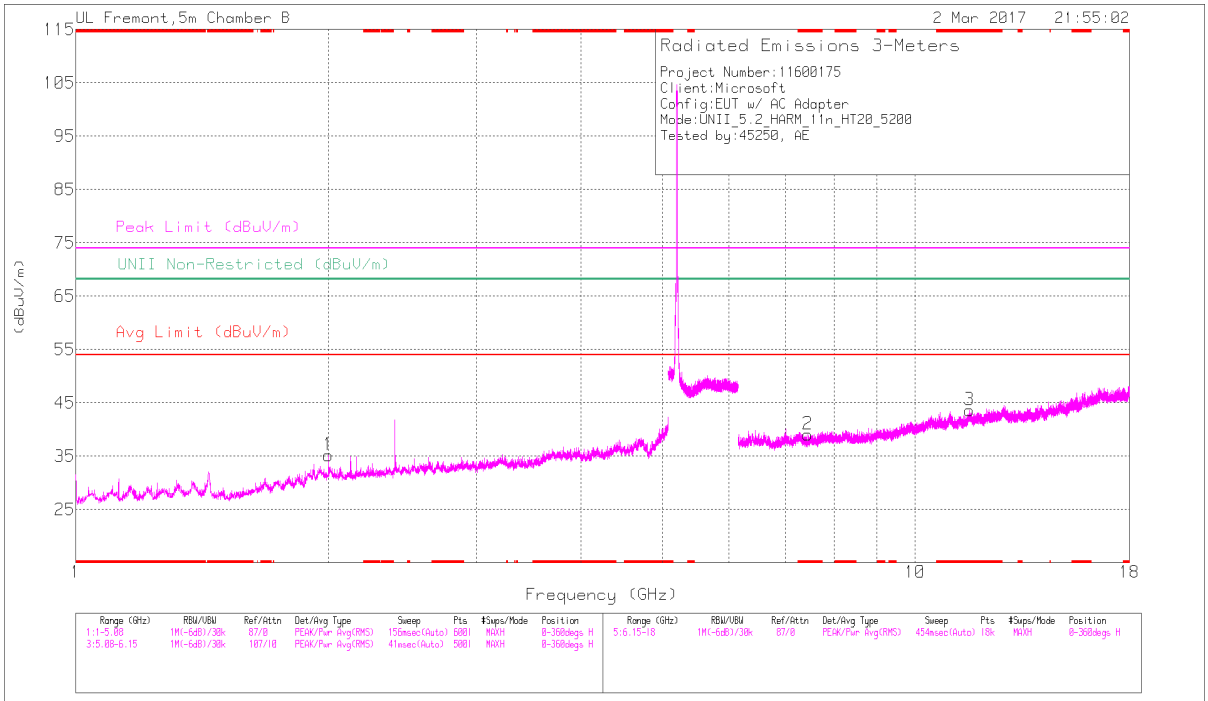

MID CHANNEL VERTICAL

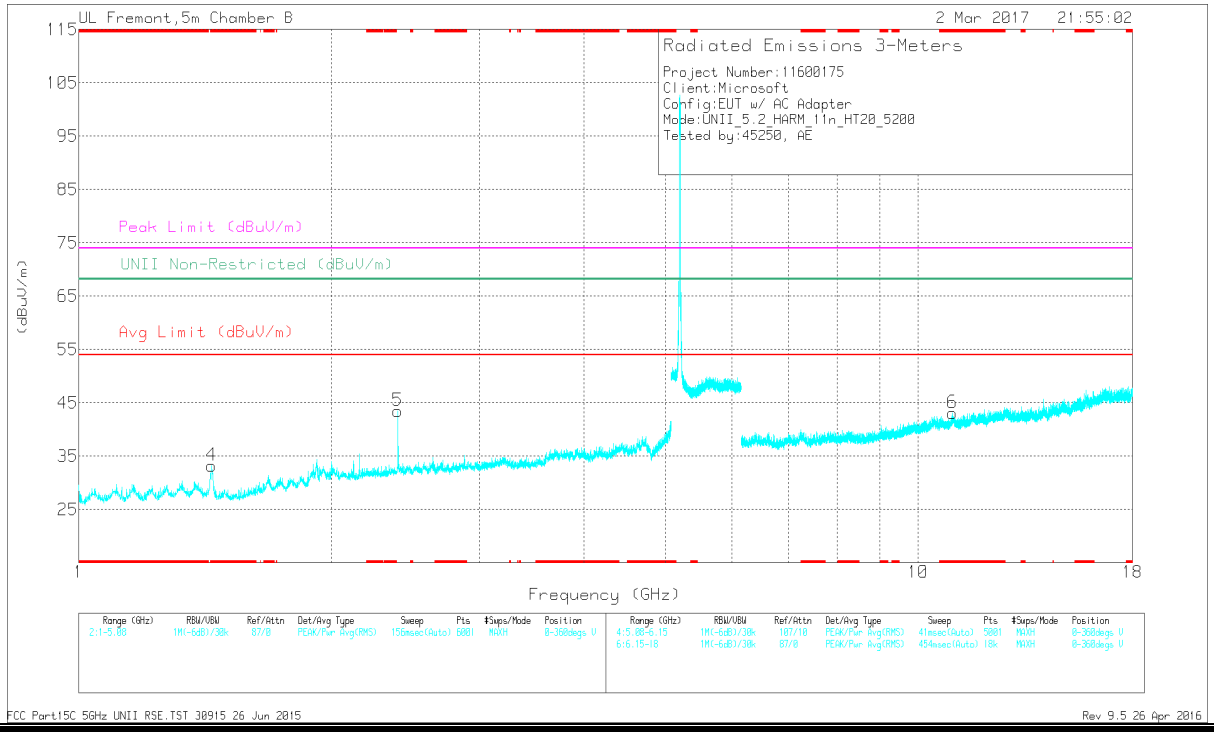

UL VERIFICATION SERVICES INC. FORM NO: CCSUP4701J
47173 BENICIA STREET, FREMONT, CA 94538, USA TEL: (510) 771-1000 FAX: (510) 661-0888
This report shall not be reproduced except in full, without the written approval of UL Verification Services Inc.

Marker	Frequency (GHz)	Meter Reading (dBuV)	Det	AF T345 (dB/m)	Amp/Cbl/Fltr/Pad (dB)	Corrected Reading (dBuV/m)	Avg Limit (dBuV/m)	Margin (dB)	Peak Limit (dBuV/m)	PK Margin (dB)	UNII Non-Restricted (dBuV/m)	PK Margin (dB)	Azimuth (Degs)	Height (cm)	Polarity
4	* 1.44	51.67	PK-U	28.4	-33.4	46.67	-	-	74	-27.33	-	-	315	106	V
	* 1.44	35.06	ADR	28.4	-33.4	30.06	54	-23.94	-	-	-	-	315	106	V
2	* 7.452	35.93	PK-U	35.6	-27.4	44.13	-	-	74	-29.87	-	-	145	200	H
	* 7.455	26.02	ADR	35.6	-27.4	34.22	54	-19.78	-	-	-	-	145	200	H
3	* 11.613	32.87	PK-U	38.4	-22.3	48.97	-	-	74	-25.03	-	-	209	219	H
	* 11.616	22.51	ADR	38.4	-22.3	38.61	54	-15.39	-	-	-	-	209	219	H
6	* 10.976	33.02	PK-U	37.9	-22.6	48.32	-	-	74	-25.68	-	-	151	182	V
	* 10.979	23.19	ADR	37.9	-22.5	38.59	54	-15.41	-	-	-	-	151	182	V
1	2	43.06	PK-U	31.5	-32.4	42.16	-	-	-	-	68.2	-26.04	55	177	H
5	2.401	49.28	PK-U	32.2	-32.7	48.78	-	-	-	-	68.2	-19.42	155	221	V

* - indicates frequency in CFR47 Pt 15 / IC RSS-Restricted Band
PK-U - U-NII: Maximum Peak
ADR - U-NII AD primary method, RMS average

This report shall not be reproduced except in full, without the written approval of UL Verification Services Inc.

HIGH CHANNEL HORIZONTAL

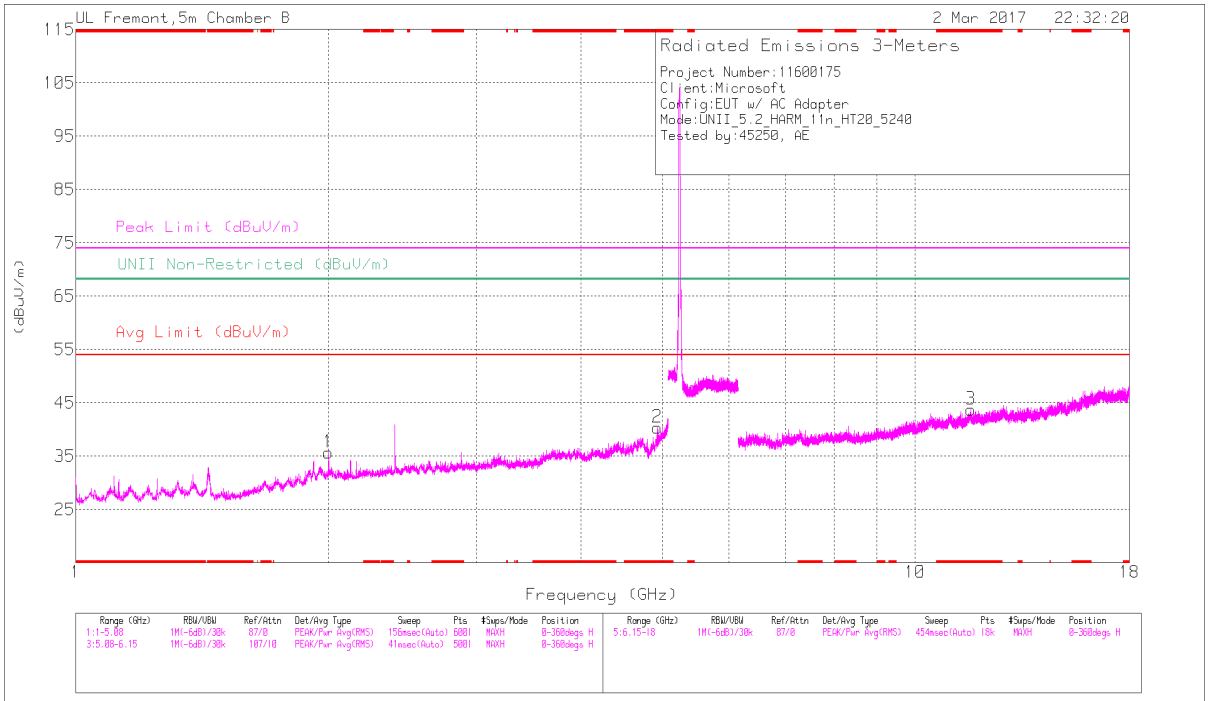

HIGH CHANNEL VERTICAL

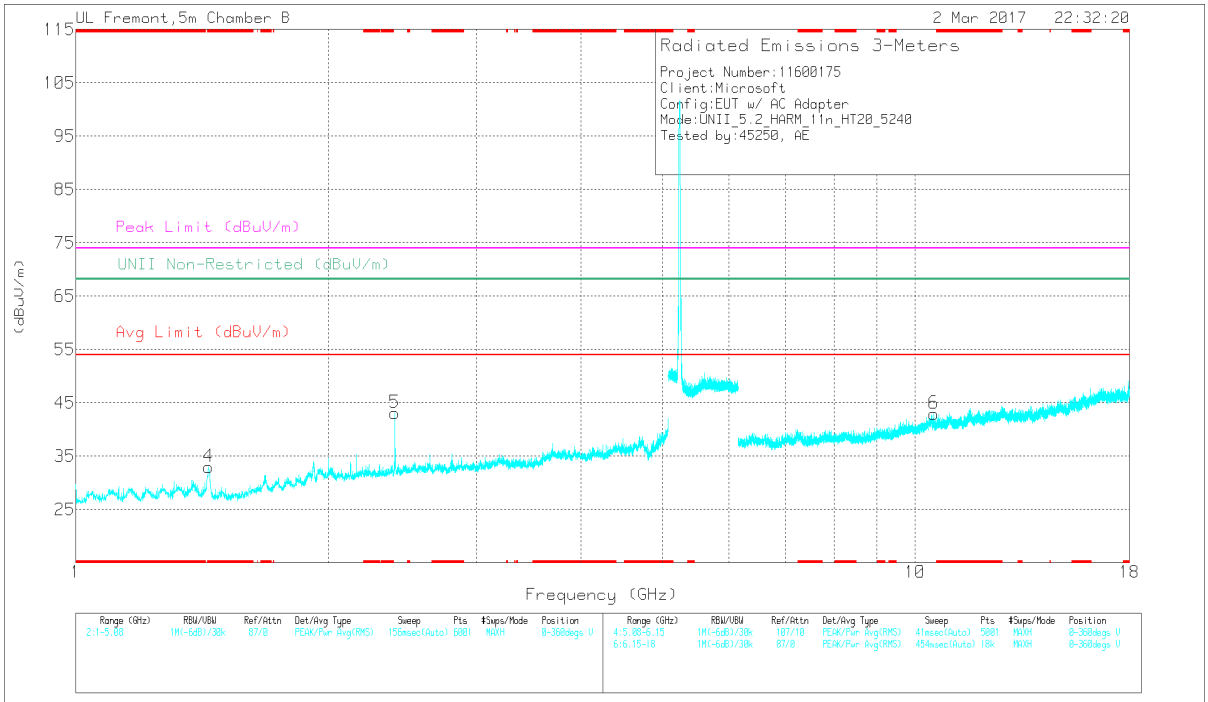

UL VERIFICATION SERVICES INC. FORM NO: CCSUP4701J
47173 BENICIA STREET, FREMONT, CA 94538, USA TEL: (510) 771-1000 FAX: (510) 661-0888
This report shall not be reproduced except in full, without the written approval of UL Verification Services Inc.

Marker	Frequency (GHz)	Meter Reading (dBuV)	Det	AF T345 (dB/m)	Amp/Cbl/Fltr/Pad (dB)	Corrected Reading (dBuV/m)	Avg Limit (dBuV/m)	Margin (dB)	Peak Limit (dBuV/m)	PK Margin (dB)	UNII Non-Restricted (dBuV/m)	PK Margin (dB)	Azimuth (Degs)	Height (cm)	Polarity
2	* 4.927	38.34	PK-U	33.9	-29.1	43.14	-	-	74	-30.86	-	-	113	115	H
	* 4.928	28.31	ADR	33.9	-29.1	33.11	54	-20.89	-	-	-	-	113	115	H
4	* 1.44	51.88	PK-U	28.4	-33.4	46.88	-	-	74	-27.12	-	-	320	103	V
	* 1.44	35.54	ADR	28.4	-33.4	30.54	54	-23.46	-	-	-	-	320	103	V
3	* 11.642	34.02	PK-U	38.5	-22.4	50.12	-	-	74	-23.88	-	-	190	198	H
	* 11.642	22.89	ADR	38.5	-22.4	38.99	54	-15.01	-	-	-	-	190	198	H
1	2	42.6	PK-U	31.5	-32.4	41.7	-	-	-	-	68.2	-26.5	57	180	H
5	2.4	48.02	PK-U	32.2	-32.6	47.62	-	-	-	-	68.2	-20.58	151	216	V
6	10.52	32.52	PK-U	37.8	-23.4	46.92	-	-	-	-	68.2	-21.28	316	224	V

* - indicates frequency in CFR47 Pt 15 / IC RSS-Restricted Band
PK-U - U-NII: Maximum Peak
ADR - U-NII AD primary method, RMS average

UL VERIFICATION SERVICES INC. FORM NO: CCSUP4701J
47173 BENICIA STREET, FREMONT, CA 94538, USA TEL: (510) 771-1000 FAX: (510) 661-0888
This report shall not be reproduced except in full, without the written approval of UL Verification Services Inc.

10.1.3. 11n HT40 2TX MODE IN THE 5.2GHz BAND

RESTRICTED BANDEDGE (LOW CHANNEL)

LOW CHANNEL HORIZONTAL

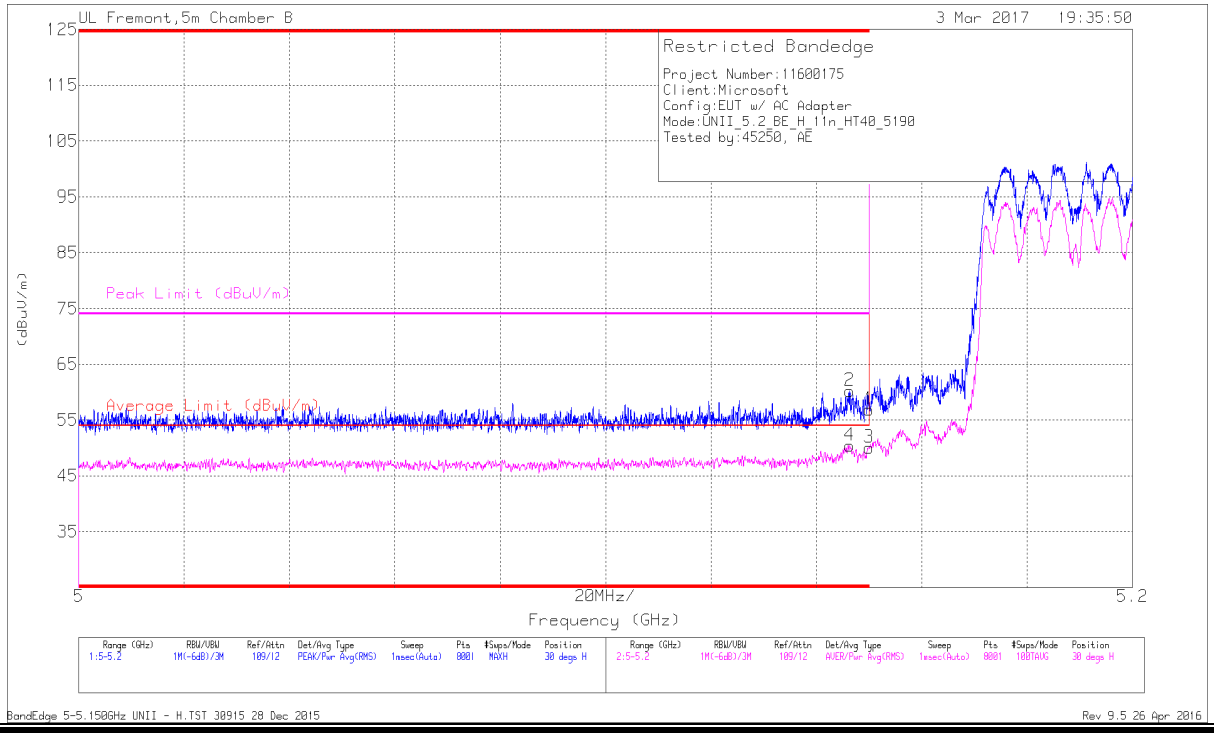

Marker	Frequency (GHz)	Meter Reading (dBuV)	Det	AF T345 (dB/m)	Amp/Cbl/Fltr/Pad (dB)	Corrected Reading (dBuV/m)	Average Limit (dBuV/m)	Margin (dB)	Peak Limit (dBuV/m)	PK Margin (dB)	Azimuth (Degs)	Height (cm)	Polarity
2	* 5.146	43.96	Pk	34.2	-17.9	60.26	-	-	74	-13.74	30	133	H
4	* 5.146	34.07	RMS	34.2	-17.9	50.37	54	-3.63	-	-	30	133	H
1	5.15	40.8	Pk	34.2	-18.1	56.9	-	-	74	-17.1	30	133	H
3	5.15	33.98	RMS	34.2	-18.1	50.08	54	-3.92	-	-	30	133	H

* - indicates frequency in CFR47 Pt 15 / IC RSS-Restricted Band
Pk - Peak detector
RMS - RMS detection

This report shall not be reproduced except in full, without the written approval of UL Verification Services Inc.

LOW CHANNEL VERTICAL

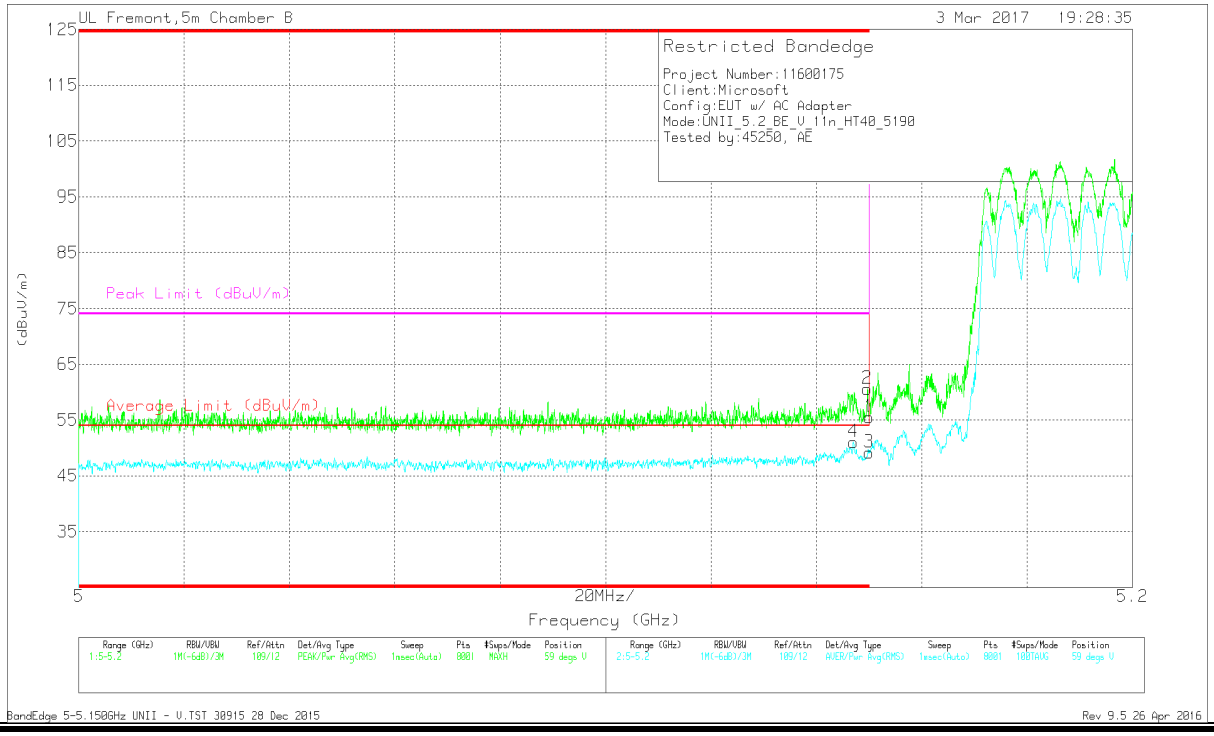

Marker	Frequency (GHz)	Meter Reading (dBuV)	Det	AF T345 (dB/m)	Amp/Cbl/Fltr/Pad (dB)	Corrected Reading (dBuV/m)	Average Limit (dBuV/m)	Margin (dB)	Peak Limit (dBuV/m)	PK Margin (dB)	Azimuth (Degs)	Height (cm)	Polarity
2	* 5.15	44.53	Pk	34.2	-18.1	60.63	-	-	74	-13.37	59	211	V
4	* 5.147	34.86	RMS	34.2	-18	51.06	54	-2.94	-	-	59	211	V
1	5.15	39.44	Pk	34.2	-18.1	55.54	-	-	74	-18.46	59	211	V
3	5.15	33.07	RMS	34.2	-18.1	49.17	54	-4.83	-	-	59	211	V

* - indicates frequency in CFR47 Pt 15 / IC RSS-Restricted Band
Pk - Peak detector
RMS - RMS detection

This report shall not be reproduced except in full, without the written approval of UL Verification Services Inc.

HARMONICS AND SPURIOUS EMISSIONS

LOW CHANNEL HORIZONTAL

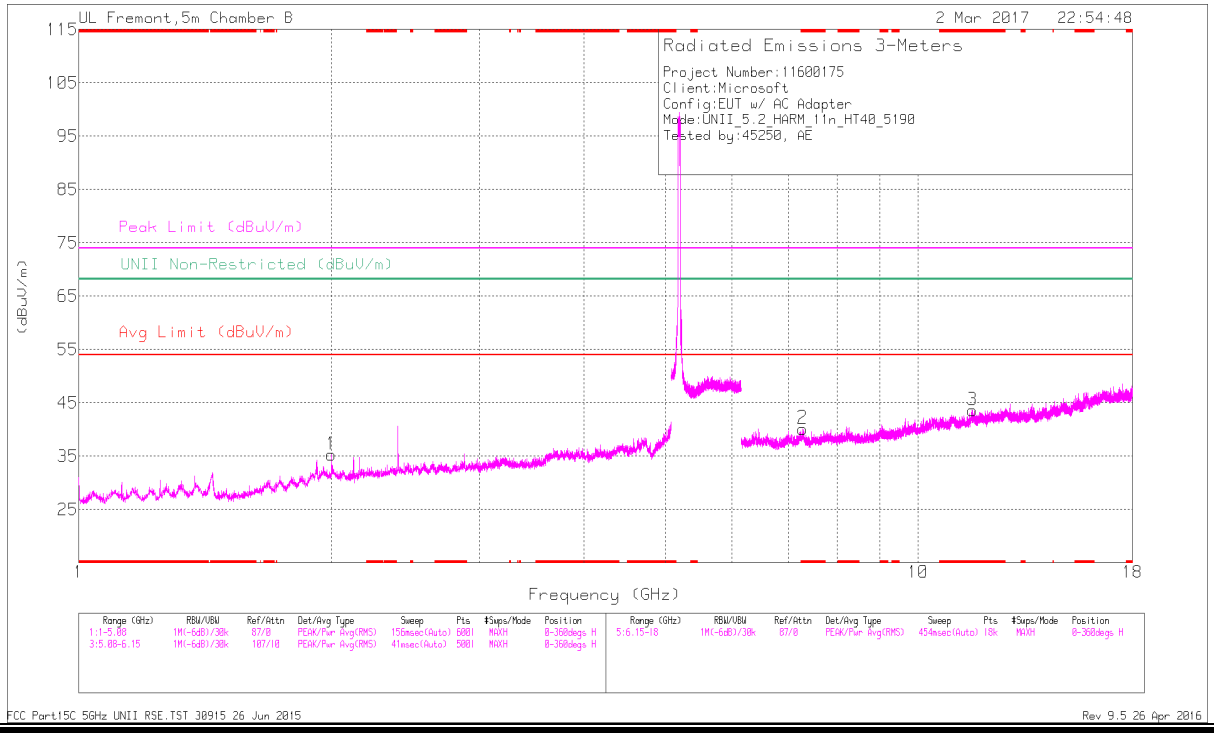

LOW CHANNEL VERTICAL

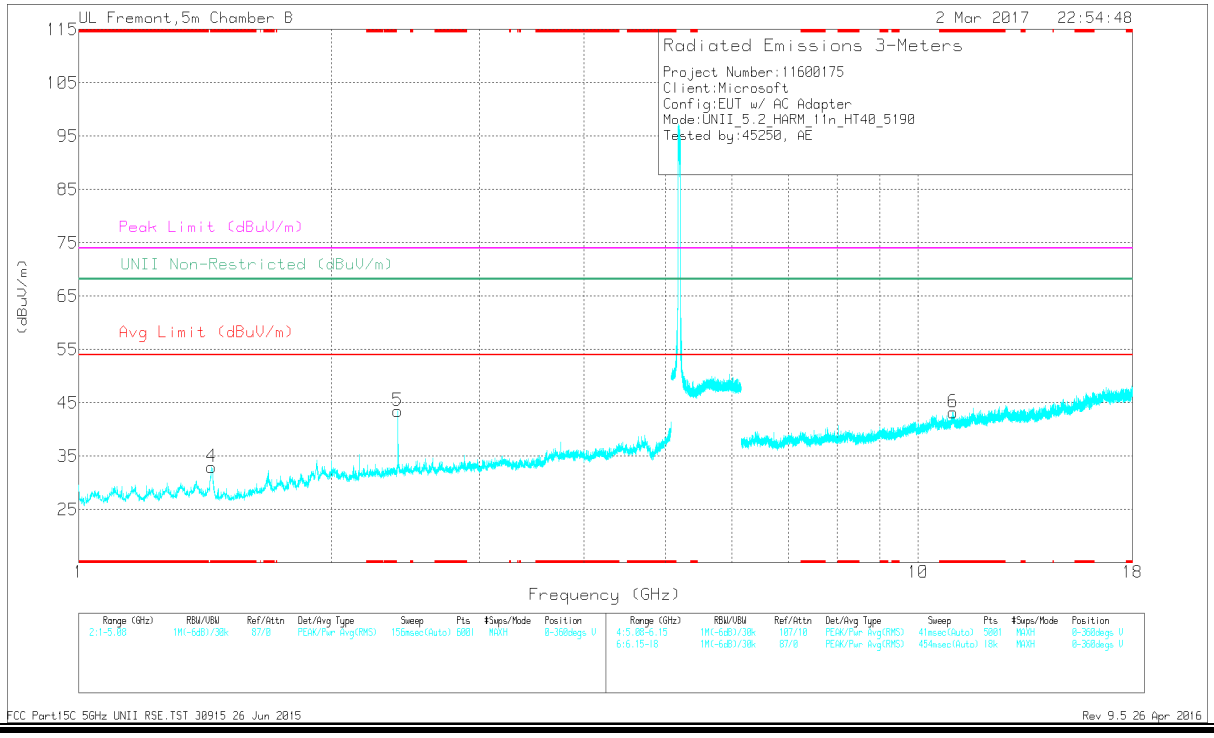

This report shall not be reproduced except in full, without the written approval of UL Verification Services Inc.

Marker	Frequency (GHz)	Meter Reading (dBuV)	Det	AF T345 (dB/m)	Amp/Cbl/Fltr/Pad (dB)	Corrected Reading (dBuV/m)	Avg Limit (dBuV/m)	Margin (dB)	Peak Limit (dBuV/m)	PK Margin (dB)	UNII Non-Restricted (dBuV/m)	PK Margin (dB)	Azimuth (Degs)	Height (cm)	Polarity
4	* 1.441	50.92	PK-U	28.4	-33.4	45.92	-	-	74	-28.08	-	-	171	126	V
	* 1.44	33.07	ADR	28.4	-33.4	28.07	54	-25.93	-	-	-	-	171	126	V
2	* 7.29	35.89	PK-U	35.6	-26.1	45.39	-	-	74	-28.61	-	-	205	224	H
	* 7.287	25.81	ADR	35.6	-26.1	35.31	54	-18.69	-	-	-	-	205	224	H
3	* 11.615	32.31	PK-U	38.4	-22.3	48.41	-	-	74	-25.59	-	-	260	194	H
	* 11.614	22.7	ADR	38.4	-22.3	38.8	54	-15.2	-	-	-	-	260	194	H
6	* 11.007	33.08	PK-U	37.9	-22.4	48.58	-	-	74	-25.42	-	-	63	203	V
	* 11.008	22.79	ADR	37.9	-22.4	38.29	54	-15.71	-	-	-	-	63	203	V
1	2	42.66	PK-U	31.5	-32.4	41.76	-	-	-	-	68.2	-26.44	56	182	H
5	2.4	49.16	PK-U	32.2	-32.7	48.66	-	-	-	-	68.2	-19.54	156	195	V

* - indicates frequency in CFR47 Pt 15 / IC RSS-Restricted Band
PK-U - U-NII: Maximum Peak
ADR - U-NII AD primary method, RMS average

This report shall not be reproduced except in full, without the written approval of UL Verification Services Inc.

HIGH CHANNEL HORIZONTAL

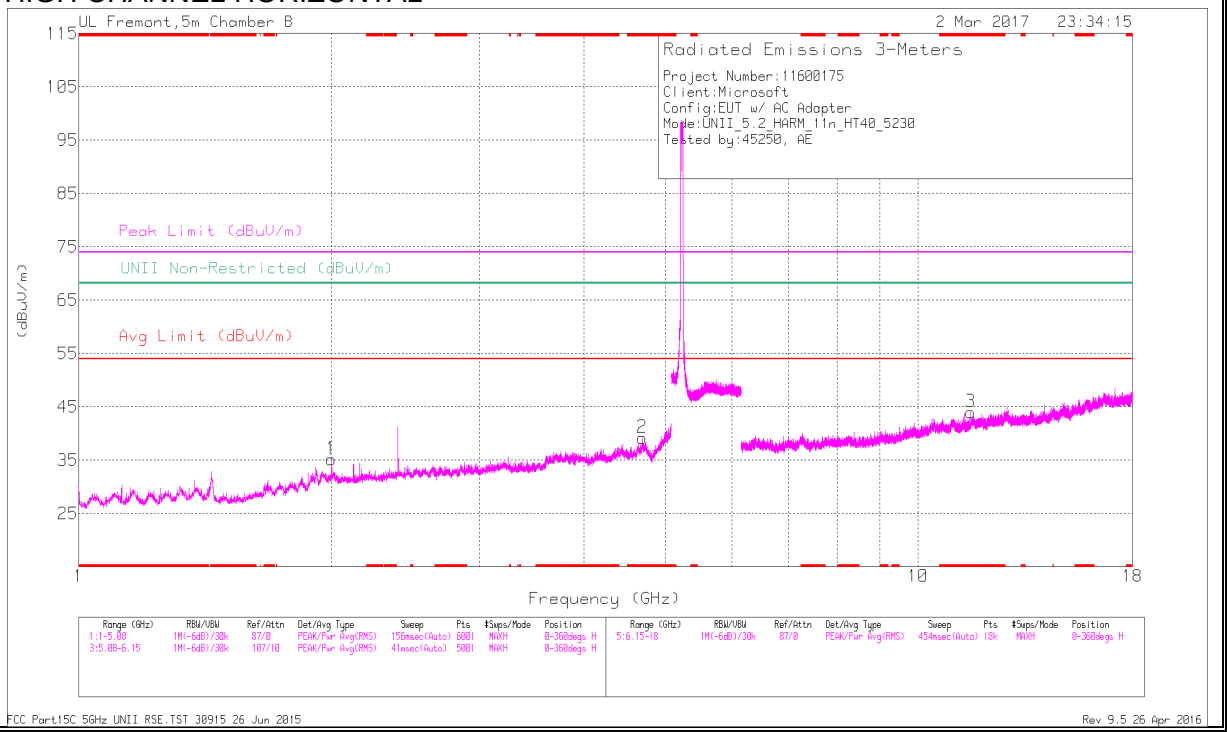

HIGH CHANNEL VERTICAL

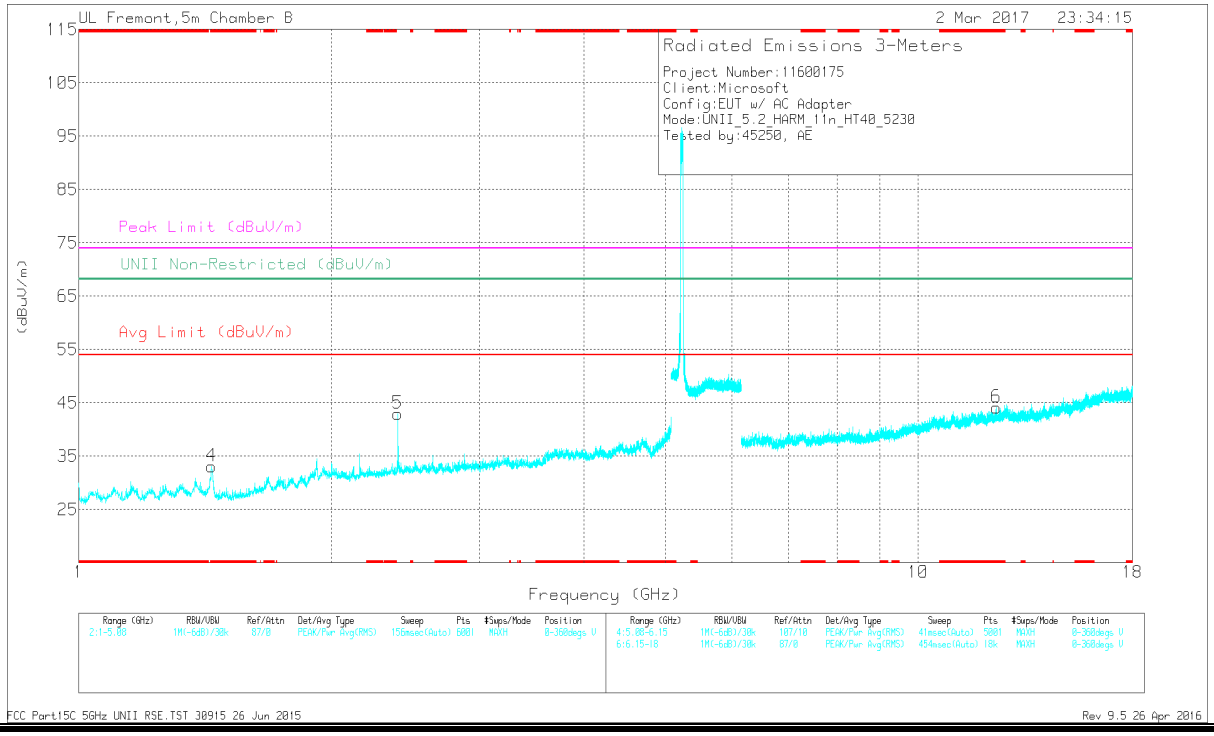

UL VERIFICATION SERVICES INC. FORM NO: CCSUP4701J
47173 BENICIA STREET, FREMONT, CA 94538, USA TEL: (510) 771-1000 FAX: (510) 661-0888
This report shall not be reproduced except in full, without the written approval of UL Verification Services Inc.

Marker	Frequency (GHz)	Meter Reading (dBuV)	Det	AF T345 (dB/m)	Amp/Cbl/Fltr/Pad (dB)	Corrected Reading (dBuV/m)	Avg Limit (dBuV/m)	Margin (dB)	Peak Limit (dBuV/m)	PK Margin (dB)	UNII Non-Restricted (dBuV/m)	PK Margin (dB)	Azimuth (Degs)	Height (cm)	Polarity
2	* 4.69	39.12	PK-U	34.1	-29.3	43.92	-	-	74	-30.08	-	-	21	306	H
	* 4.689	28.97	ADR	34.1	-29.2	33.87	54	-20.13	-	-	-	-	21	306	H
4	* 1.44	51.35	PK-U	28.4	-33.4	46.35	-	-	74	-27.65	-	-	326	164	V
	* 1.44	33.75	ADR	28.4	-33.4	28.75	54	-25.25	-	-	-	-	326	164	V
3	* 11.55	32.99	PK-U	38.4	-22.8	48.59	-	-	74	-25.41	-	-	91	181	H
	* 11.552	22.26	ADR	38.4	-22.8	37.86	54	-16.14	-	-	-	-	91	181	H
6	* 12.398	33.1	PK-U	39	-23	49.1	-	-	74	-24.9	-	-	236	235	V
	* 12.399	22.37	ADR	39	-23	38.37	54	-15.63	-	-	-	-	236	235	V
1	2	42.03	PK-U	31.5	-32.4	41.13	-	-	-	-	68.2	-27.07	53	102	H
5	2.4	49.57	PK-U	32.2	-32.6	49.17	-	-	-	-	68.2	-19.03	148	220	V

* - indicates frequency in CFR47 Pt 15 / IC RSS-Restricted Band
PK-U - U-NII: Maximum Peak
ADR - U-NII AD primary method, RMS average

UL VERIFICATION SERVICES INC. FORM NO: CCSUP4701J
47173 BENICIA STREET, FREMONT, CA 94538, USA TEL: (510) 771-1000 FAX: (510) 661-0888
This report shall not be reproduced except in full, without the written approval of UL Verification Services Inc.

10.1.4. 11ac VHT80 2TX MODE IN THE 5.2GHz BAND

RESTRICTED BANDEDGE (LOW CHANNEL)

LOW CHANNEL HORIZONTAL

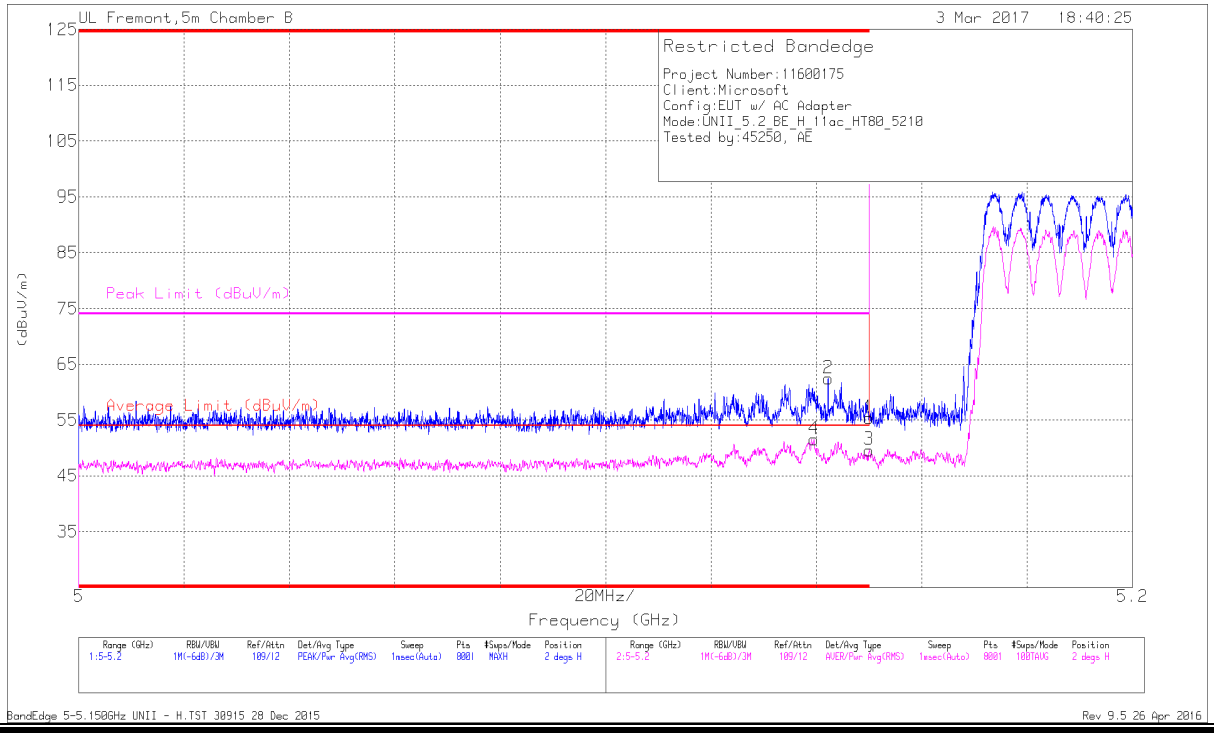

Marker	Frequency (GHz)	Meter Reading (dBuV)	Det	AF T345 (dB/m)	Amp/Cbl/Fltr/Pad (dB)	Corrected Reading (dBuV/m)	Average Limit (dBuV/m)	Margin (dB)	Peak Limit (dBuV/m)	PK Margin (dB)	Azimuth (Degs)	Height (cm)	Polarity
2	* 5.142	46.05	Pk	34.2	-17.8	62.45	-	-	74	-11.55	2	213	H
4	* 5.14	35.27	RMS	34.2	-17.9	51.57	54	-2.43	-	-	2	213	H
1	5.15	39.23	Pk	34.2	-18.1	55.33	-	-	74	-18.67	2	213	H
3	5.15	33.51	RMS	34.2	-18.1	49.61	54	-4.39	-	-	2	213	H

* - indicates frequency in CFR47 Pt 15 / IC RSS-Restricted Band
Pk - Peak detector
RMS - RMS detection

This report shall not be reproduced except in full, without the written approval of UL Verification Services Inc.

LOW CHANNEL VERTICAL

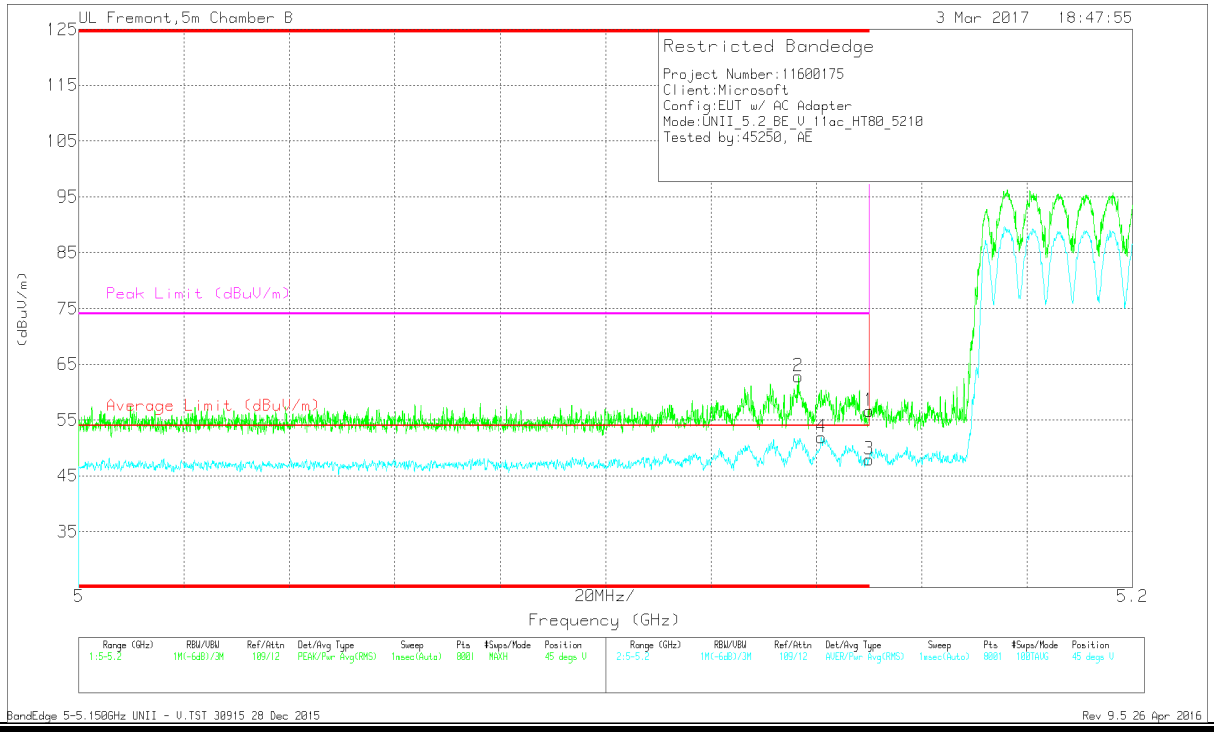

Marker	Frequency (GHz)	Meter Reading (dBuV)	Det	AF T345 (dB/m)	Amp/Cbl/Fltr/Pad (dB)	Corrected Reading (dBuV/m)	Average Limit (dBuV/m)	Margin (dB)	Peak Limit (dBuV/m)	PK Margin (dB)	Azimuth (Degs)	Height (cm)	Polarity
2	* 5.137	46.49	Pk	34.2	-17.9	62.79	-	-	74	-11.21	45	302	V
4	* 5.141	35.56	RMS	34.2	-17.8	51.96	54	-2.04	-	-	45	302	V
1	5.15	40.54	Pk	34.2	-18.1	56.64	-	-	74	-17.36	45	302	V
3	5.15	31.82	RMS	34.2	-18.1	47.92	54	-6.08	-	-	45	302	V

* - indicates frequency in CFR47 Pt 15 / IC RSS-Restricted Band
Pk - Peak detector
RMS - RMS detection

UL VERIFICATION SERVICES INC. FORM NO: CCSUP4701J
47173 BENICIA STREET, FREMONT, CA 94538, USA TEL: (510) 771-1000 FAX: (510) 661-0888
This report shall not be reproduced except in full, without the written approval of UL Verification Services Inc.

HARMONICS AND SPURIOUS EMISSIONS

LOW CHANNEL HORIZONTAL

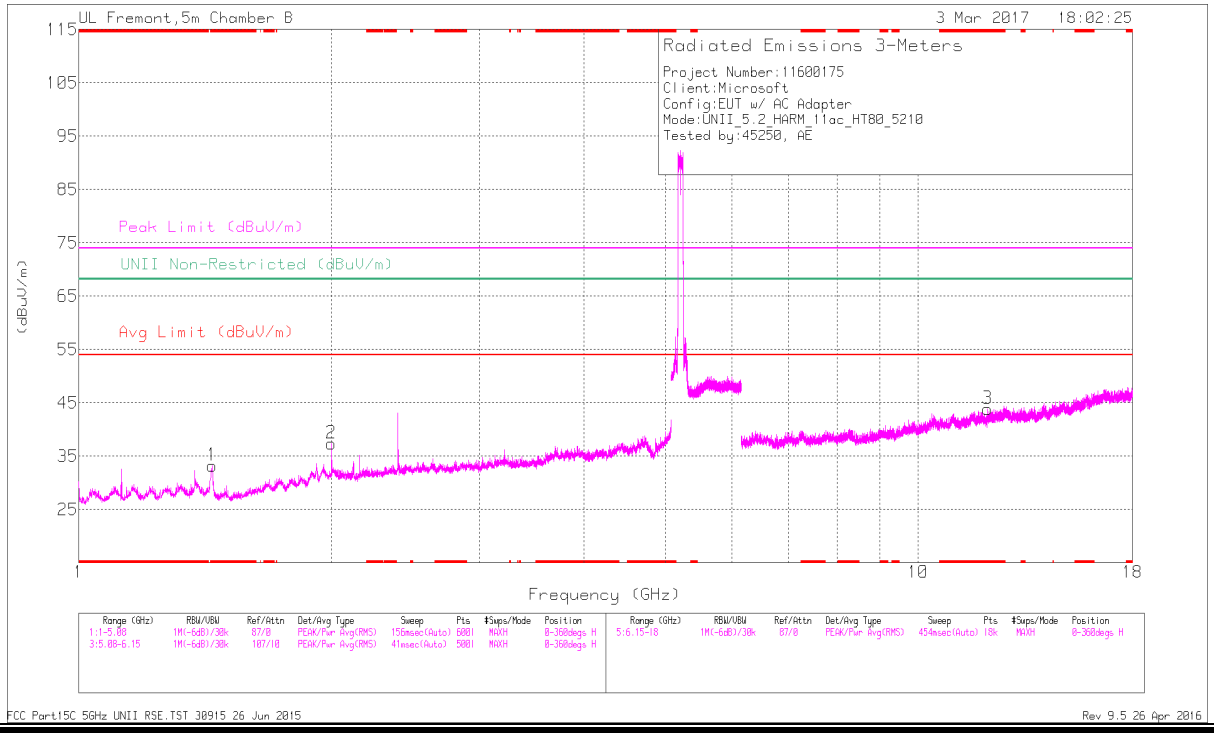

LOW CHANNEL VERTICAL

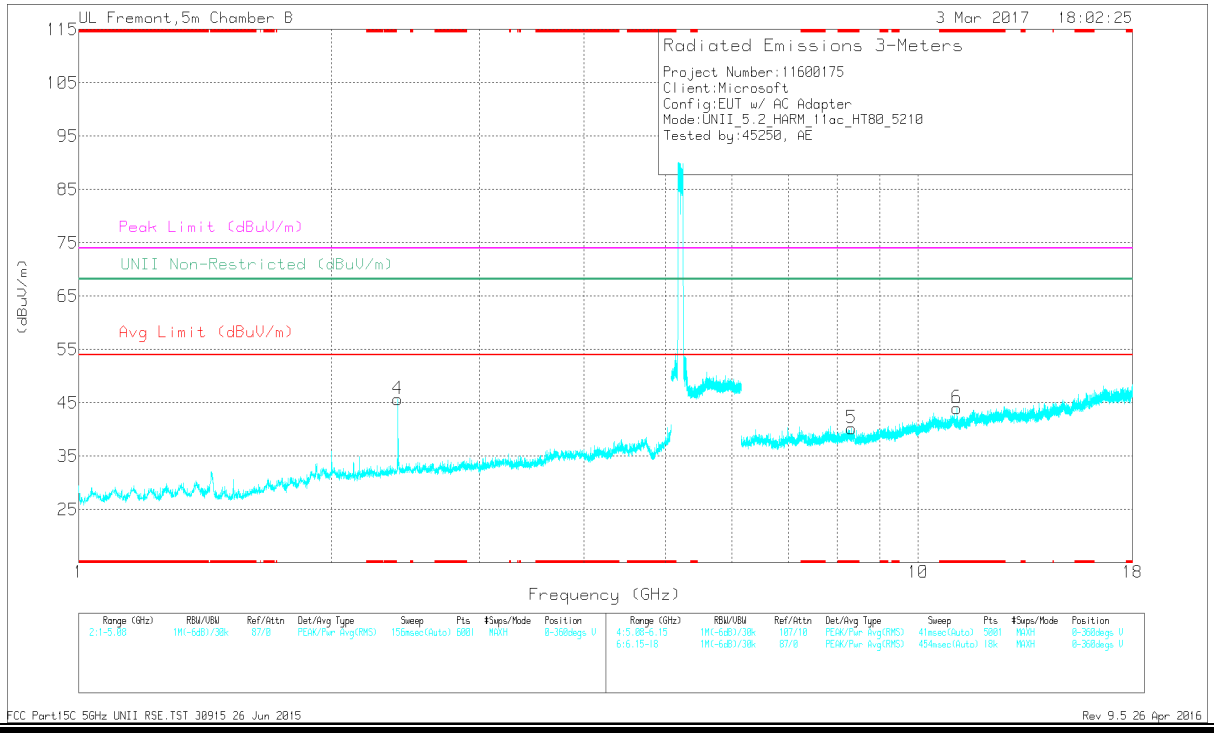

This report shall not be reproduced except in full, without the written approval of UL Verification Services Inc.

Marker	Frequency (GHz)	Meter Reading (dBuV)	Det	AF T345 (dB/m)	Amp/Cbl/Fltr/Pad (dB)	Corrected Reading (dBuV/m)	Avg Limit (dBuV/m)	Margin (dB)	Peak Limit (dBuV/m)	PK Margin (dB)	UNII Non-Restricted (dBuV/m)	PK Margin (dB)	Azimuth (Degs)	Height (cm)	Polarity
1	* 1.44	53.32	PK-U	28.4	-33.4	48.32	-	-	74	-25.68	-	-	244	100	H
	* 1.44	35.27	ADR	28.4	-33.4	30.27	54	-23.73	-	-	-	-	244	100	H
3	* 12.105	33.05	PK-U	39	-23.3	48.75	-	-	74	-25.25	-	-	169	156	H
	* 12.105	22.8	ADR	39	-23.3	38.5	54	-15.5	-	-	-	-	169	156	H
5	* 8.323	35.59	PK-U	35.8	-26.4	44.99	-	-	74	-29.01	-	-	219	136	V
	* 8.323	25.53	ADR	35.8	-26.4	34.93	54	-19.07	-	-	-	-	219	136	V
6	* 11.127	33.81	PK-U	37.9	-23.6	48.11	-	-	74	-25.89	-	-	296	230	V
	* 11.128	22.98	ADR	37.9	-23.6	37.28	54	-16.72	-	-	-	-	296	230	V
2	2	43.85	PK-U	31.5	-32.4	42.95	-	-	-	-	68.2	-25.25	160	196	H
4	2.4	50.94	PK-U	32.2	-32.6	50.54	-	-	-	-	68.2	-17.66	113	100	V

* - indicates frequency in CFR47 Pt 15 / IC RSS-Restricted Band
PK-U - U-NII: Maximum Peak
ADR - U-NII AD primary method, RMS average

UL VERIFICATION SERVICES INC. FORM NO: CCSUP4701J
47173 BENICIA STREET, FREMONT, CA 94538, USA TEL: (510) 771-1000 FAX: (510) 661-0888
This report shall not be reproduced except in full, without the written approval of UL Verification Services Inc.

10.1.5. 11a 2TX MODE IN THE 5.3GHz BAND

AUTHORIZED BANDEDGE (HIGH CHANNEL)

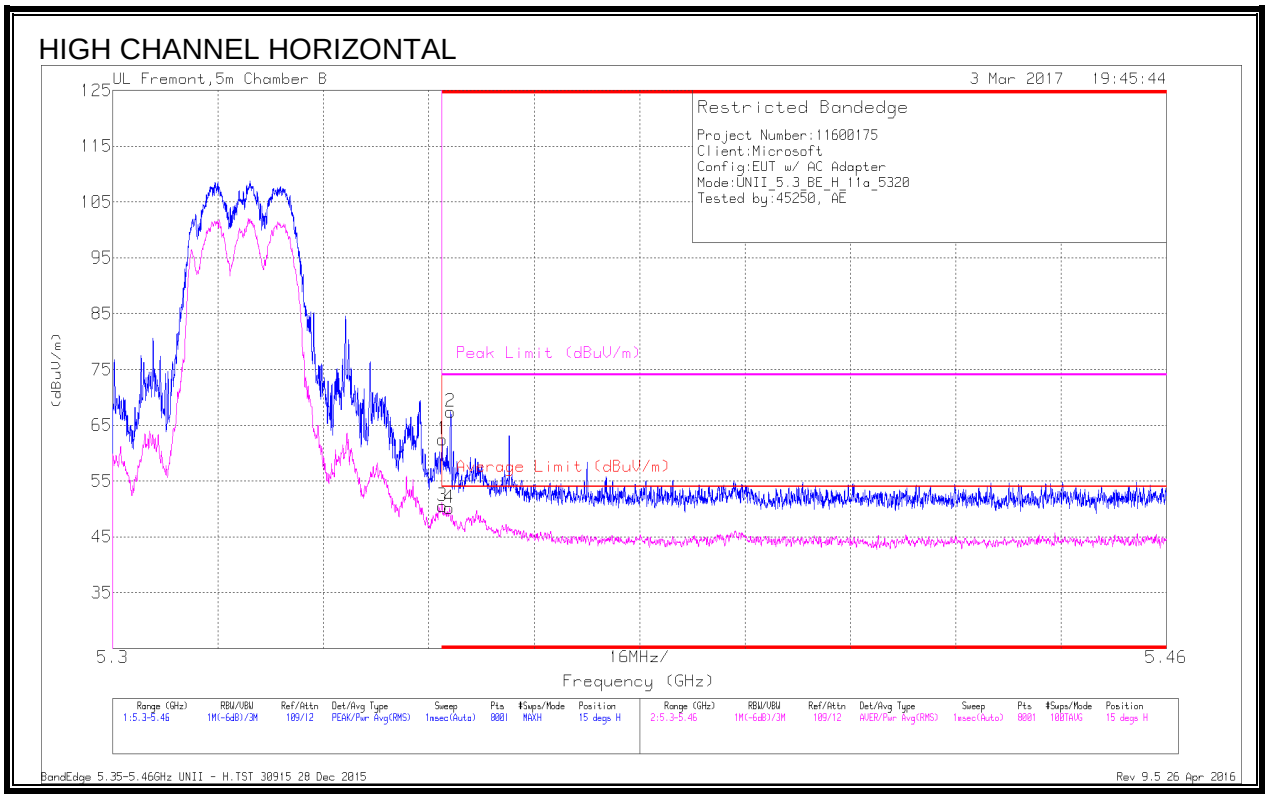

Marker	Frequency (GHz)	Meter Reading (dBuV)	Det	AF T345 (dB/m)	Amp/Cbl/Fltr/Pad (dB)	Corrected Reading (dBuV/m)	Average Limit (dBuV/m)	Margin (dB)	Peak Limit (dBuV/m)	PK Margin (dB)	Azimuth (Degs)	Height (cm)	Polarity
1	* 5.35	46.77	Pk	34.5	-18.8	62.47	-	-	74	-11.53	15	137	H
3	* 5.35	34.86	RMS	34.5	-18.8	50.56	54	-3.44	-	-	15	137	H
2	* 5.351	51.64	Pk	34.5	-18.7	67.44	-	-	74	-6.56	15	137	H
4	* 5.351	34.44	RMS	34.5	-18.8	50.14	54	-3.86	-	-	15	137	H

* - indicates frequency in CFR47 Pt 15 / IC RSS-Restricted Band
Pk - Peak detector
RMS - RMS detection

This report shall not be reproduced except in full, without the written approval of UL Verification Services Inc.

HIGH CHANNEL VERTICAL

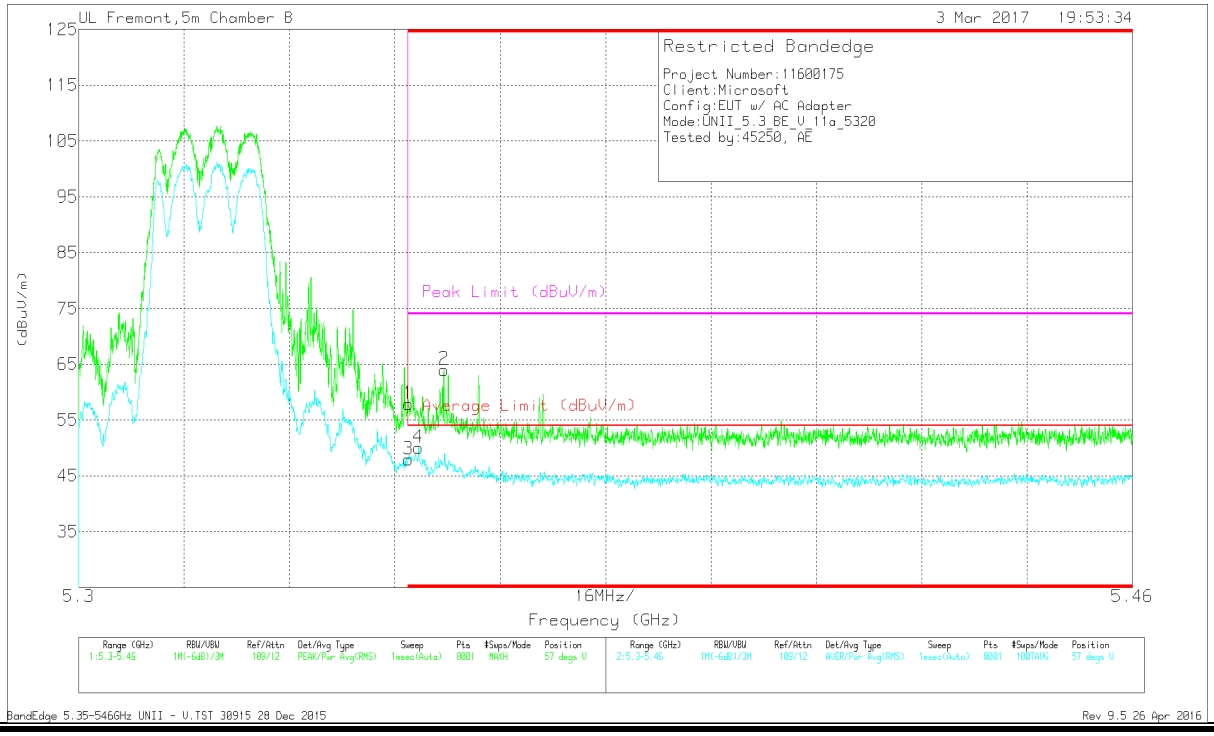

Marker	Frequency (GHz)	Meter Reading (dBuV)	Det	AF T345 (dB/m)	Amp/Cbl/Fltr/Pad (dB)	Corrected Reading (dBuV/m)	Average Limit (dBuV/m)	Margin (dB)	Peak Limit (dBuV/m)	PK Margin (dB)	Azimuth (Degs)	Height (cm)	Polarity
1	* 5.35	42.16	Pk	34.5	-18.8	57.86	-	-	74	-16.14	57	294	V
3	* 5.35	32.27	RMS	34.5	-18.8	47.97	54	-6.03	-	-	57	294	V
4	* 5.352	34.24	RMS	34.5	-18.7	50.04	54	-3.96	-	-	57	294	V
2	* 5.355	48.11	Pk	34.5	-18.6	64.01	-	-	74	-9.99	57	294	V

* - indicates frequency in CFR47 Pt 15 / IC RSS-Restricted Band
Pk - Peak detector
RMS - RMS detection

UL VERIFICATION SERVICES INC. FORM NO: CCSUP4701J
47173 BENICIA STREET, FREMONT, CA 94538, USA TEL: (510) 771-1000 FAX: (510) 661-0888
This report shall not be reproduced except in full, without the written approval of UL Verification Services Inc.

HARMONICS AND SPURIOUS EMISSIONS

LOW CHANNEL HORIZONTAL

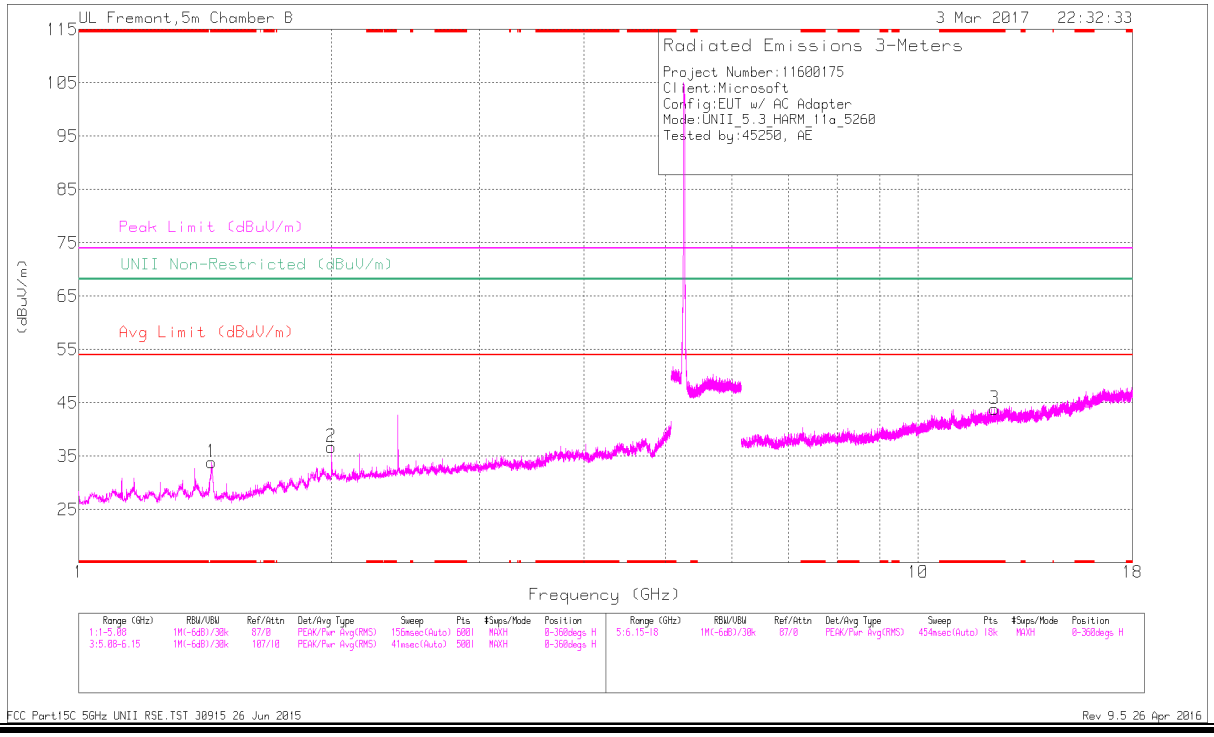

LOW CHANNEL VERTICAL

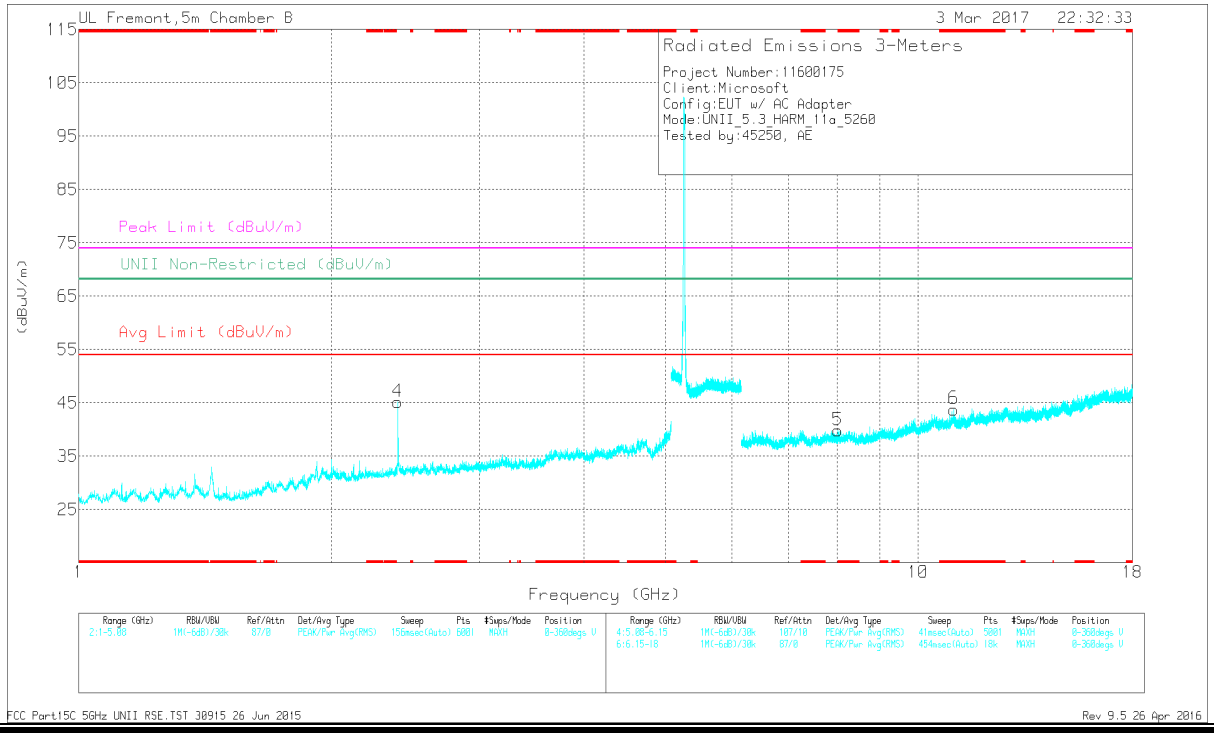

This report shall not be reproduced except in full, without the written approval of UL Verification Services Inc.

Marker	Frequency (GHz)	Meter Reading (dBuV)	Det	AF T345 (dB/m)	Amp/Cbl/Fltr/Pad (dB)	Corrected Reading (dBuV/m)	Avg Limit (dBuV/m)	Margin (dB)	Peak Limit (dBuV/m)	PK Margin (dB)	UNII Non-Restricted (dBuV/m)	PK Margin (dB)	Azimuth (Degs)	Height (cm)	Polarity
1	* 1.44	50.78	PK-U	28.4	-33.4	45.78	-	-	74	-28.22	-	-	148	352	H
	* 1.44	32.85	ADR	28.4	-33.4	27.85	54	-26.15	-	-	-	-	148	352	H
3	* 12.322	33.03	PK-U	39.1	-23.3	48.83	-	-	74	-25.17	-	-	76	121	H
	* 12.32	23.02	ADR	39.1	-23.3	38.82	54	-15.18	-	-	-	-	76	121	H
5	* 8.263	35.01	PK-U	35.8	-26.1	44.71	-	-	74	-29.29	-	-	187	102	V
	* 8.264	25.75	ADR	35.8	-26	35.55	54	-18.45	-	-	-	-	187	102	V
6	* 11.028	33.3	PK-U	37.9	-22.7	48.5	-	-	74	-25.5	-	-	4	186	V
	* 11.027	22.94	ADR	37.9	-22.7	38.14	54	-15.86	-	-	-	-	4	186	V
2	2	42.39	PK-U	31.5	-32.4	41.49	-	-	-	-	68.2	-26.71	156	197	H
4	2.4	50.3	PK-U	32.2	-32.7	49.8	-	-	-	-	68.2	-18.4	111	100	V

* - indicates frequency in CFR47 Pt 15 / IC RSS-Restricted Band
PK-U - U-NII: Maximum Peak
ADR - U-NII AD primary method, RMS average

UL VERIFICATION SERVICES INC. FORM NO: CCSUP4701J
47173 BENICIA STREET, FREMONT, CA 94538, USA TEL: (510) 771-1000 FAX: (510) 661-0888
This report shall not be reproduced except in full, without the written approval of UL Verification Services Inc.

MID CHANNEL HORIZONTAL

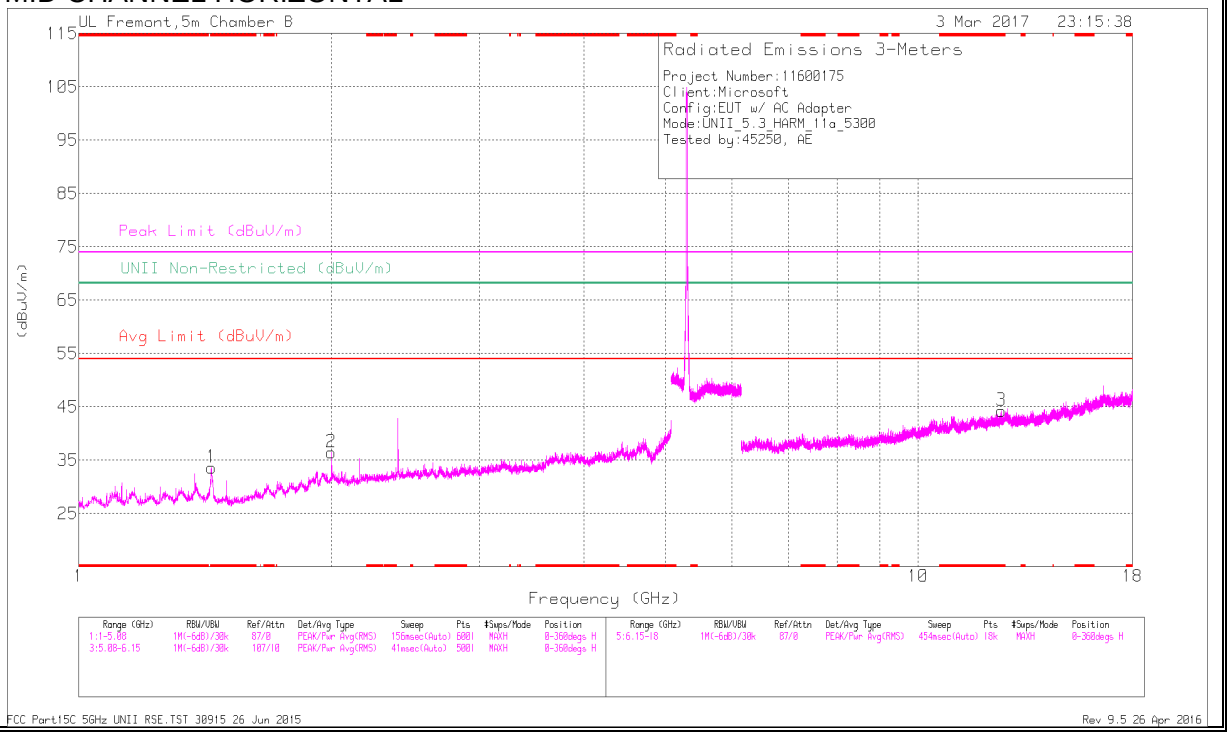

MID CHANNEL VERTICAL

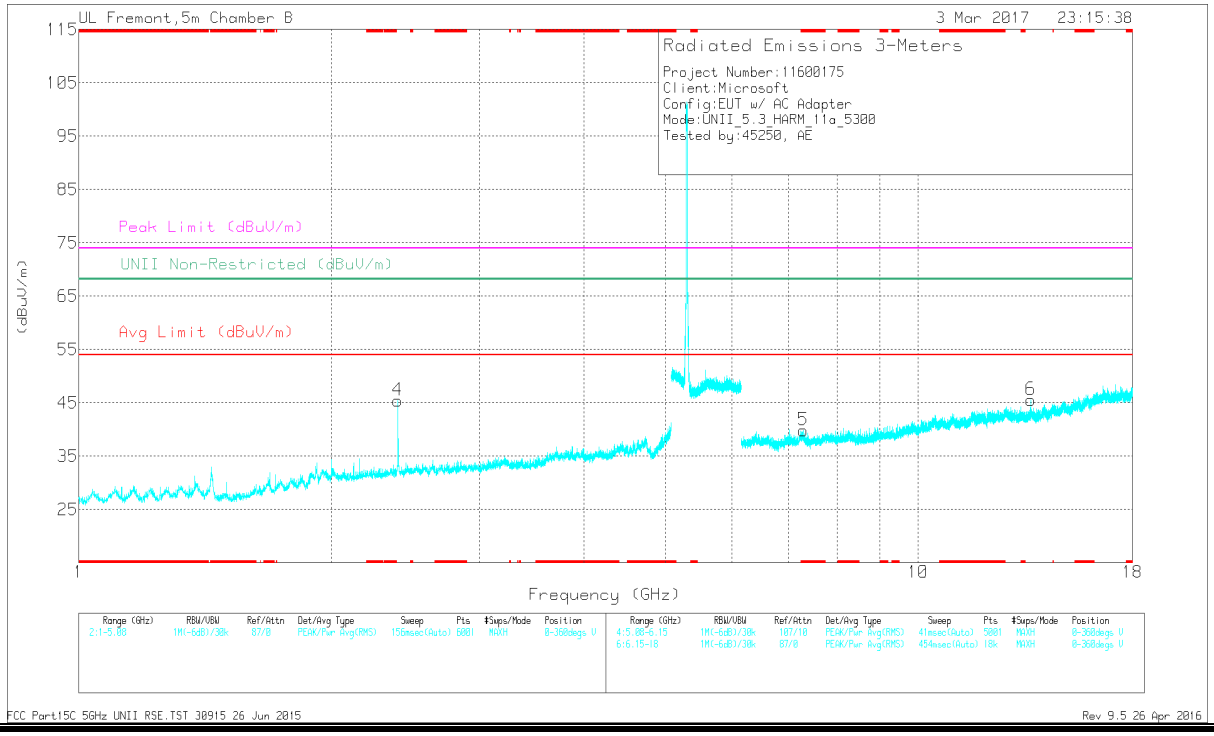

UL VERIFICATION SERVICES INC. FORM NO: CCSUP4701J
47173 BENICIA STREET, FREMONT, CA 94538, USA TEL: (510) 771-1000 FAX: (510) 661-0888
This report shall not be reproduced except in full, without the written approval of UL Verification Services Inc.

Marker	Frequency (GHz)	Meter Reading (dBuV)	Det	AF T345 (dB/m)	Amp/Cbl/Fltr/Pad (dB)	Corrected Reading (dBuV/m)	Avg Limit (dBuV/m)	Margin (dB)	Peak Limit (dBuV/m)	PK Margin (dB)	UNII Non-Restricted (dBuV/m)	PK Margin (dB)	Azimuth (Degs)	Height (cm)	Polarity
1	* 1.44	51.37	PK-U	28.4	-33.4	46.37	-	-	74	-27.63	-	-	118	276	H
	* 1.44	33.77	ADR	28.4	-33.4	28.77	54	-25.23	-	-	-	-	118	276	H
3	* 12.559	32.73	PK-U	39.2	-23	48.93	-	-	74	-25.07	-	-	146	241	H
	* 12.557	22.9	ADR	39.2	-22.9	39.2	54	-14.8	-	-	-	-	146	241	H
5	* 7.297	35.72	PK-U	35.6	-26.2	45.12	-	-	74	-28.88	-	-	224	225	V
	* 7.299	26.06	ADR	35.6	-26.2	35.46	54	-18.54	-	-	-	-	224	225	V
2	2	42.36	PK-U	31.5	-32.4	41.46	-	-	-	-	68.2	-26.74	157	205	H
4	2.4	51.17	PK-U	32.2	-32.7	50.67	-	-	-	-	68.2	-17.53	111	100	V
6	13.611	32.61	PK-U	38.9	-22.8	48.71	-	-	-	-	68.2	-19.49	6	197	V

* - indicates frequency in CFR47 Pt 15 / IC RSS-Restricted Band
PK-U - U-NII: Maximum Peak
ADR - U-NII AD primary method, RMS average

UL VERIFICATION SERVICES INC. FORM NO: CCSUP4701J
47173 BENICIA STREET, FREMONT, CA 94538, USA TEL: (510) 771-1000 FAX: (510) 661-0888
This report shall not be reproduced except in full, without the written approval of UL Verification Services Inc.

HIGH CHANNEL HORIZONTAL

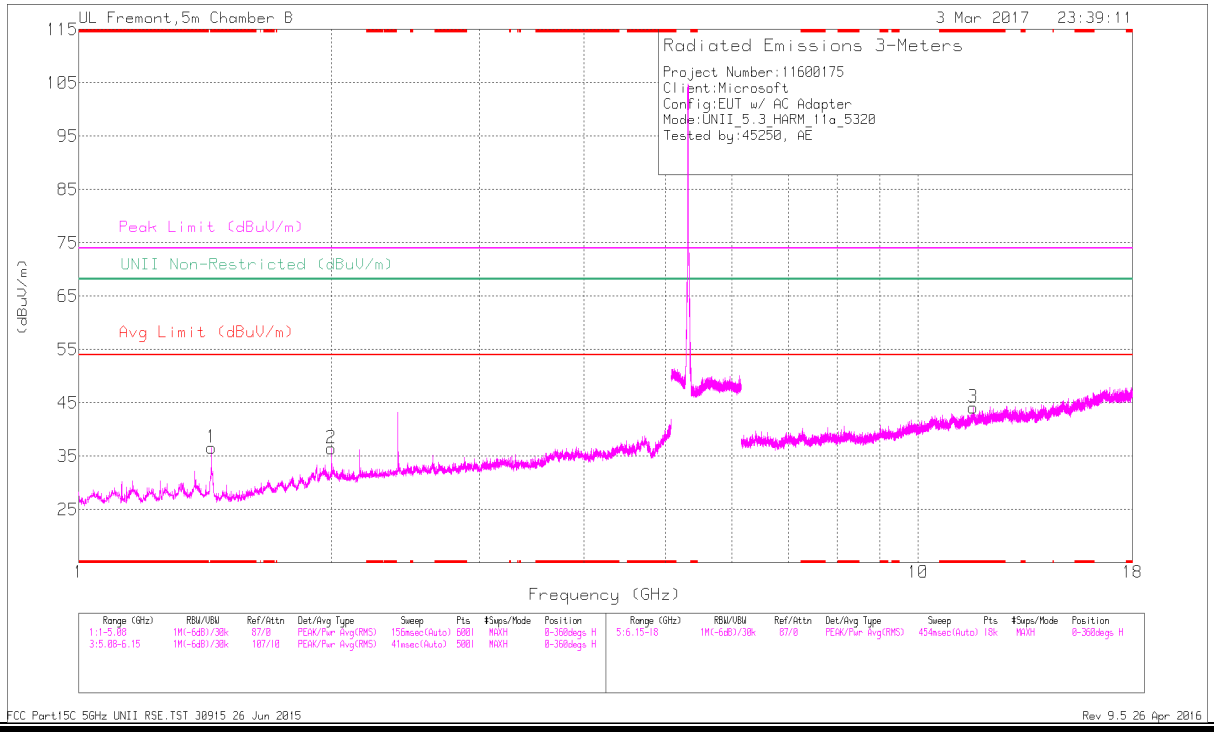

HIGH CHANNEL VERTICAL

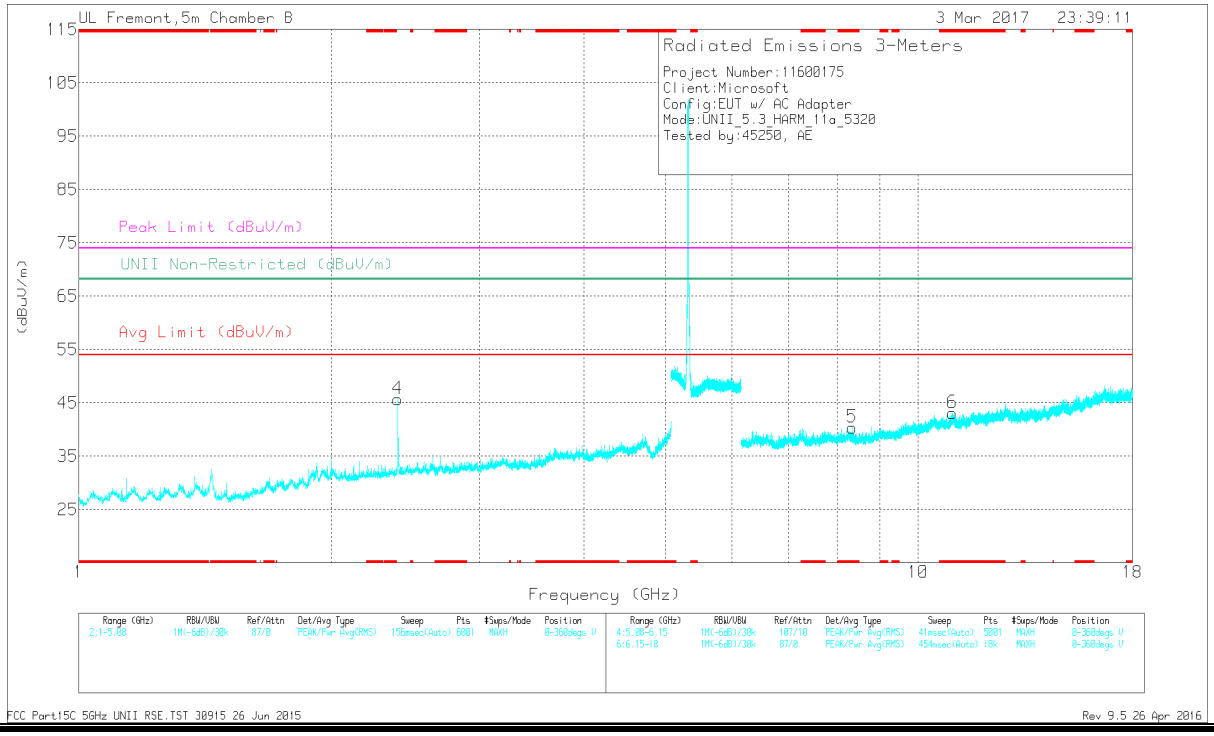

This report shall not be reproduced except in full, without the written approval of UL Verification Services Inc.

Marker	Frequency (GHz)	Meter Reading (dBuV)	Det	AF T345 (dB/m)	Amp/Cbl/Fltr/Pad (dB)	Corrected Reading (dBuV/m)	Avg Limit (dBuV/m)	Margin (dB)	Peak Limit (dBuV/m)	PK Margin (dB)	UNII Non-Restricted (dBuV/m)	PK Margin (dB)	Azimuth (Degs)	Height (cm)	Polarity
1	* 1.44	49.35	PK-U	28.4	-33.4	44.35	-	-	74	-29.65	-	-	226	195	H
	* 1.44	32.62	ADR	28.4	-33.4	27.62	54	-26.38	-	-	-	-	226	195	H
3	* 11.63	32.81	PK-U	38.5	-22.3	49.01	-	-	74	-24.99	-	-	83	167	H
	* 11.63	22.73	ADR	38.5	-22.3	38.93	54	-15.07	-	-	-	-	83	167	H
5	* 8.34	35.8	PK-U	35.8	-26.2	45.4	-	-	74	-28.6	-	-	234	242	V
	* 8.339	25.34	ADR	35.8	-26.2	34.94	54	-19.06	-	-	-	-	234	242	V
6	* 10.993	32.63	PK-U	37.9	-22.5	48.03	-	-	74	-25.97	-	-	8	196	V
	* 10.995	22.98	ADR	37.9	-22.5	38.38	54	-15.62	-	-	-	-	8	196	V
2	2	42.65	PK-U	31.5	-32.4	41.75	-	-	-	-	68.2	-26.45	160	202	H
4	2.4	50.42	PK-U	32.2	-32.6	50.02	-	-	-	-	68.2	-18.18	113	103	V

* - indicates frequency in CFR47 Pt 15 / IC RSS-Restricted Band
PK-U - U-NII: Maximum Peak
ADR - U-NII AD primary method, RMS average

UL VERIFICATION SERVICES INC. FORM NO: CCSUP4701J
47173 BENICIA STREET, FREMONT, CA 94538, USA TEL: (510) 771-1000 FAX: (510) 661-0888
This report shall not be reproduced except in full, without the written approval of UL Verification Services Inc.

10.1.6. 11n HT20 2TX MODE IN THE 5.3GHz BAND

AUTHORIZED BANDEDGE (HIGH CHANNEL)

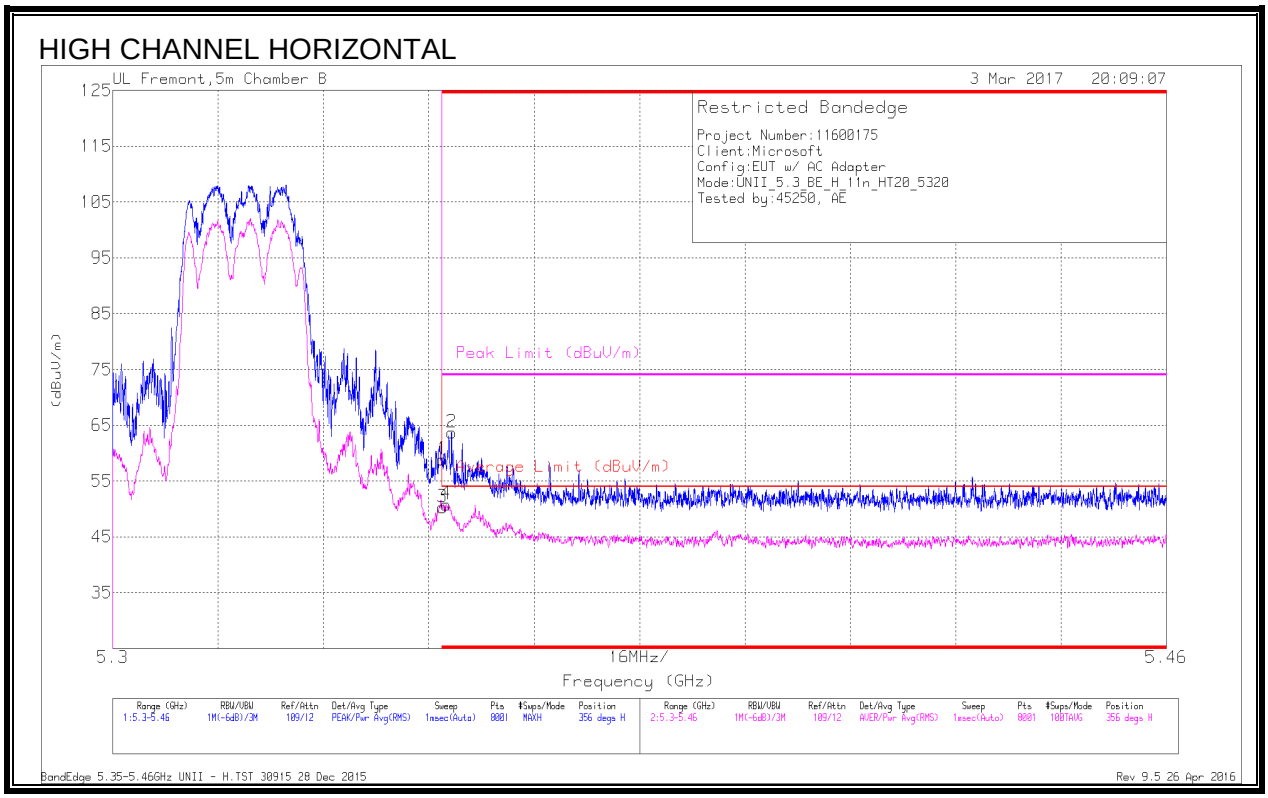

Marker	Frequency (GHz)	Meter Reading (dBuV)	Det	AF T345 (dB/m)	Amp/Cbl/Fltr/Pad (dB)	Corrected Reading (dBuV/m)	Average Limit (dBuV/m)	Margin (dB)	Peak Limit (dBuV/m)	PK Margin (dB)	Azimuth (Degs)	Height (cm)	Polarity
1	* 5.35	43.2	Pk	34.5	-18.8	58.9	-	-	74	-15.1	356	233	H
3	* 5.35	34.6	RMS	34.5	-18.8	50.3	54	-3.7	-	-	356	233	H
2	* 5.351	47.86	Pk	34.5	-18.7	63.66	-	-	74	-10.34	356	233	H
4	* 5.351	35.15	RMS	34.5	-18.8	50.85	54	-3.15	-	-	356	233	H

* - indicates frequency in CFR47 Pt 15 / IC RSS-Restricted Band
Pk - Peak detector
RMS - RMS detection

This report shall not be reproduced except in full, without the written approval of UL Verification Services Inc.

HIGH CHANNEL VERTICAL

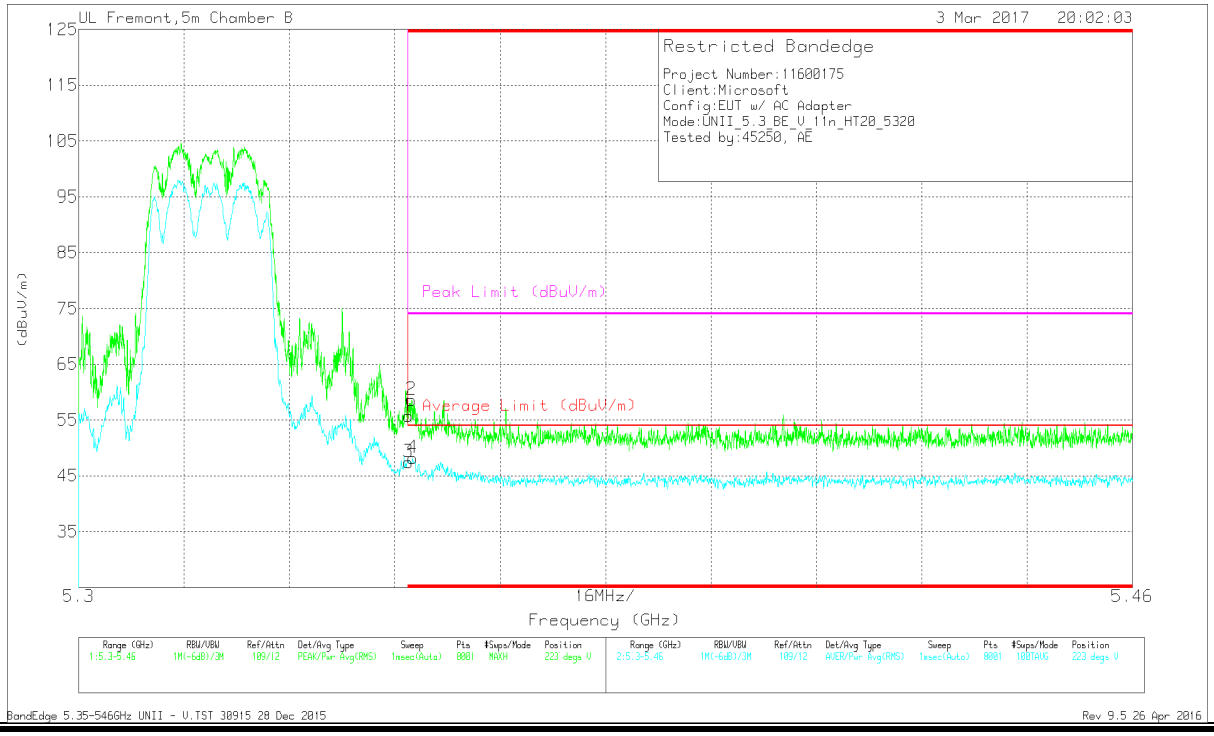

Marker	Frequency (GHz)	Meter Reading (dBuV)	Det	AF T345 (dB/m)	Amp/Cbl/Fltr/Pad (dB)	Corrected Reading (dBuV/m)	Average Limit (dBuV/m)	Margin (dB)	Peak Limit (dBuV/m)	PK Margin (dB)	Azimuth (Degs)	Height (cm)	Polarity
1	* 5.35	40.04	Pk	34.5	-18.8	55.74	-	-	74	-18.26	223	260	V
3	* 5.35	31.7	RMS	34.5	-18.8	47.4	54	-6.6	-	-	223	260	V
2	* 5.351	42.87	Pk	34.5	-18.8	58.57	-	-	74	-15.43	223	260	V
4	* 5.351	32.45	RMS	34.5	-18.8	48.15	54	-5.85	-	-	223	260	V

* - indicates frequency in CFR47 Pt 15 / IC RSS-Restricted Band
Pk - Peak detector
RMS - RMS detection

UL VERIFICATION SERVICES INC. FORM NO: CCSUP4701J
47173 BENICIA STREET, FREMONT, CA 94538, USA TEL: (510) 771-1000 FAX: (510) 661-0888
This report shall not be reproduced except in full, without the written approval of UL Verification Services Inc.

HARMONICS AND SPURIOUS EMISSIONS

LOW CHANNEL HORIZONTAL

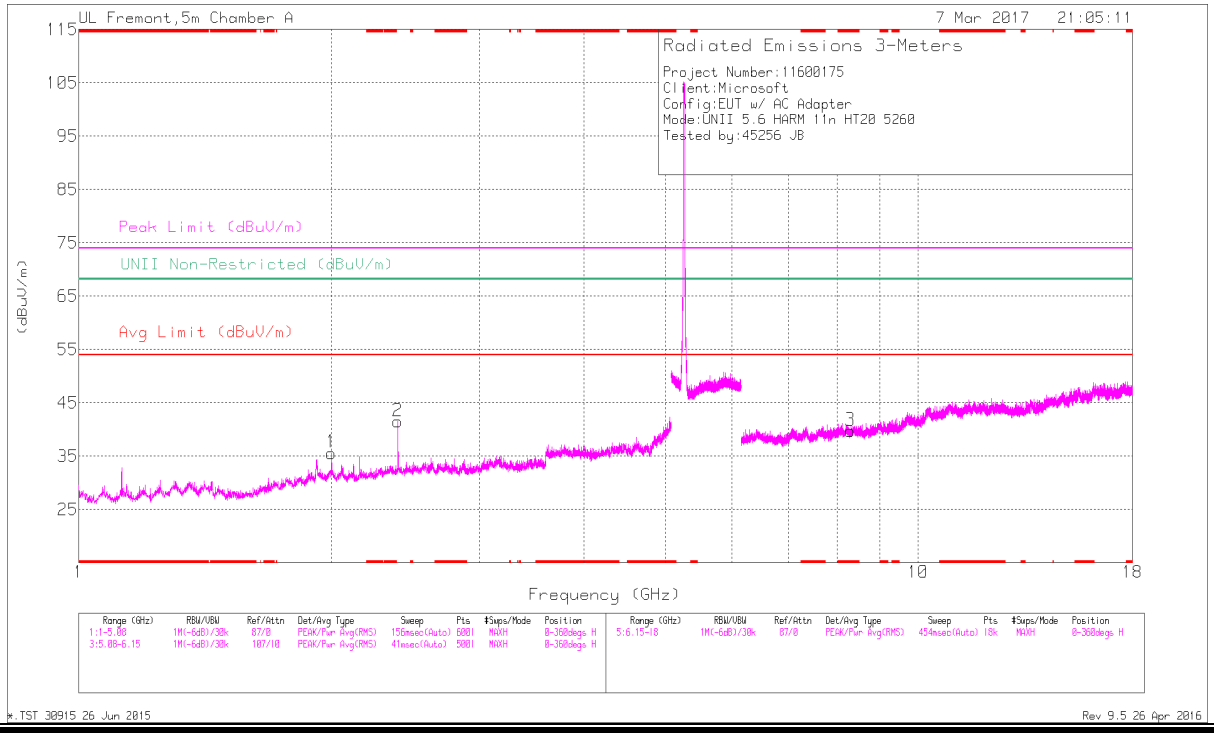

LOW CHANNEL VERTICAL

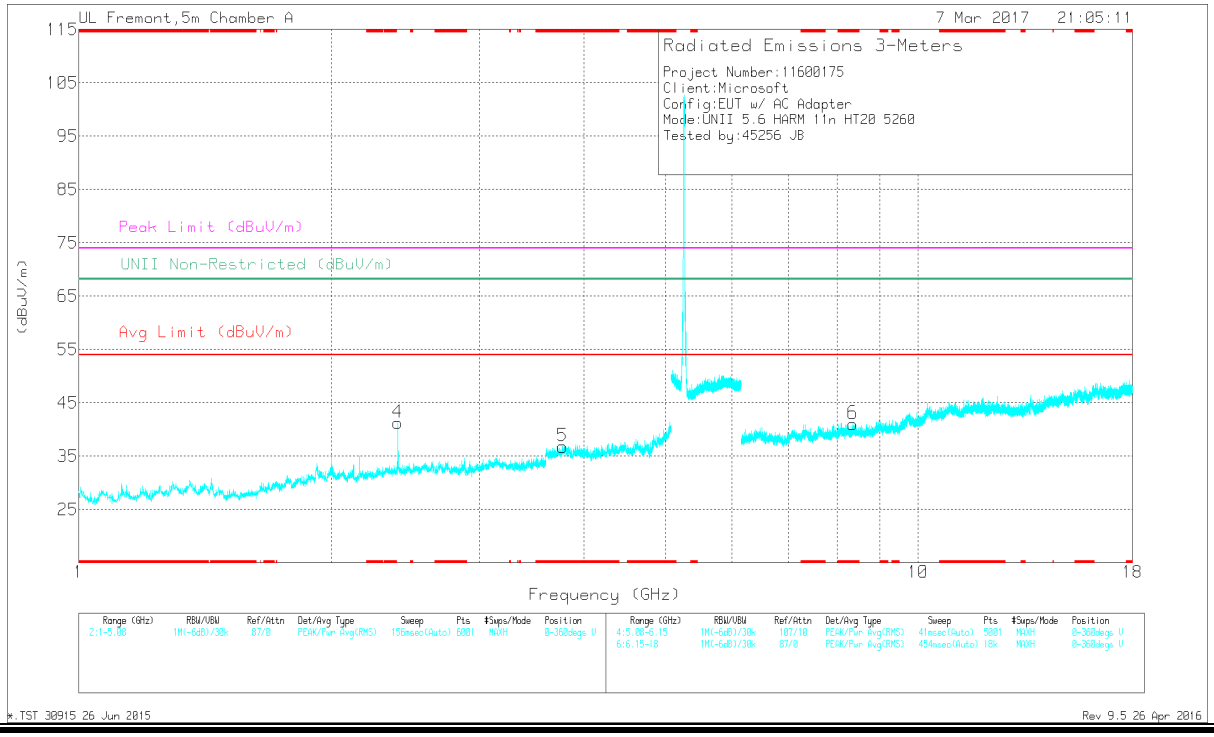

This report shall not be reproduced except in full, without the written approval of UL Verification Services Inc.

Marker	Frequency (GHz)	Meter Reading (dBuV)	Det	AF T711 (dB/m)	Amp/Cbl/Fltr/Pad (dB)	Corrected Reading (dBuV/m)	Avg Limit (dBuV/m)	Margin (dB)	Peak Limit (dBuV/m)	PK Margin (dB)	UNII Non-Restricted (dBuV/m)	PK Margin (dB)	Azimuth (Degs)	Height (cm)	Polarity
5	* 3.773	39.64	PK-U	33.1	-29.9	42.84	-	-	74	-31.16	-	-	112	194	V
	* 3.77	28.38	ADR	33.1	-30	31.48	54	-22.52	-	-	-	-	112	194	V
3	* 8.302	34.84	PK-U	35.7	-23.8	46.74	-	-	74	-27.26	-	-	135	263	H
	* 8.303	23.78	ADR	35.7	-23.8	35.68	54	-18.32	-	-	-	-	135	263	H
6	* 8.358	34.65	PK-U	35.7	-23.8	46.55	-	-	74	-27.45	-	-	5	235	V
	* 8.357	23.72	ADR	35.7	-23.8	35.62	54	-18.38	-	-	-	-	5	235	V
1	2	42.89	PK-U	31.4	-32.5	41.79	-	-	-	-	68.2	-26.41	42	306	H
2	2.4	45.7	PK-U	32.1	-32.3	45.5	-	-	-	-	68.2	-22.7	120	199	H
4	2.4	46.59	PK-U	32.1	-32.3	46.39	-	-	-	-	68.2	-21.81	203	129	V

* - indicates frequency in CFR47 Pt 15 / IC RSS-Restricted Band
PK-U - U-NII: Maximum Peak
ADR - U-NII AD primary method, RMS average

UL VERIFICATION SERVICES INC. FORM NO: CCSUP4701J
47173 BENICIA STREET, FREMONT, CA 94538, USA TEL: (510) 771-1000 FAX: (510) 661-0888
This report shall not be reproduced except in full, without the written approval of UL Verification Services Inc.

MID CHANNEL HORIZONTAL

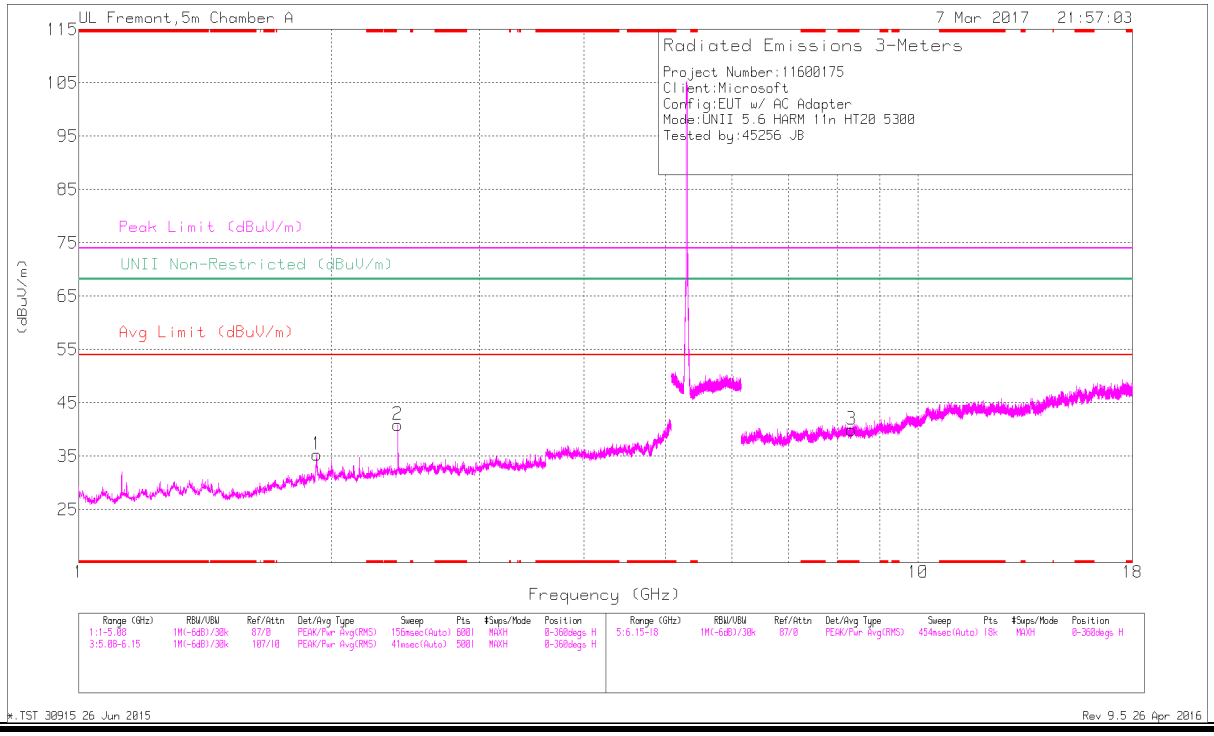

MID CHANNEL VERTICAL

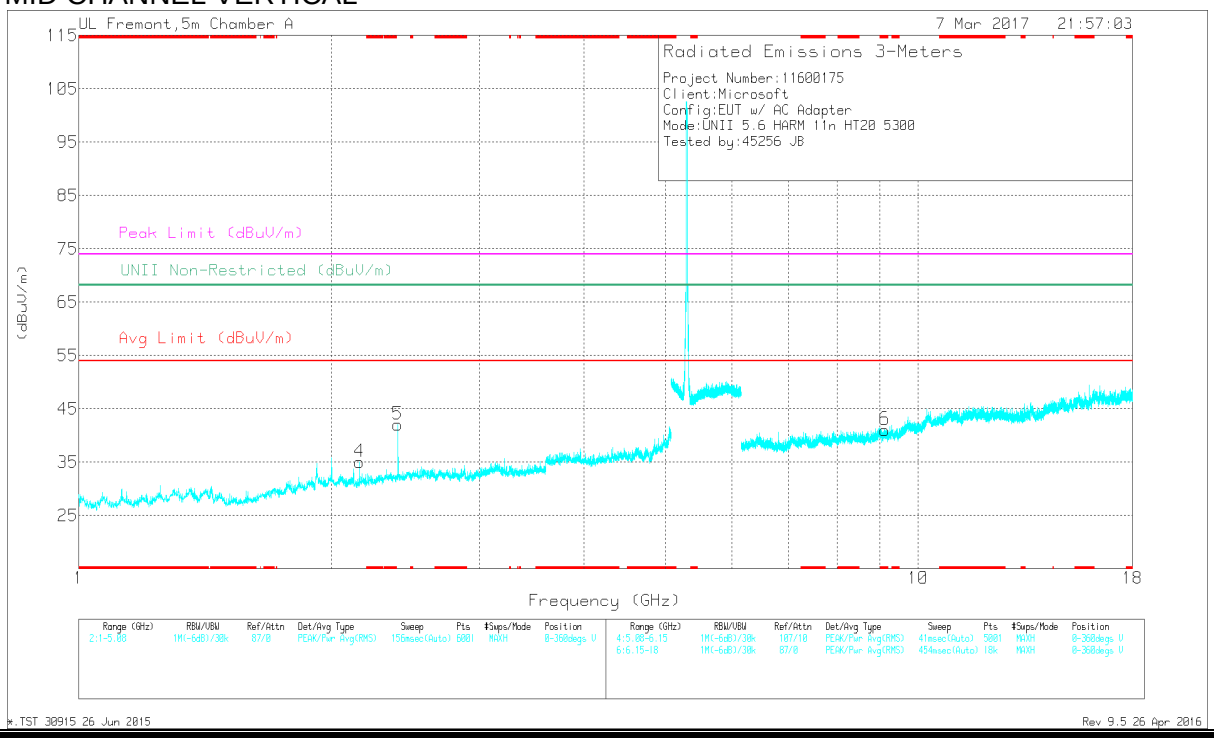

This report shall not be reproduced except in full, without the written approval of UL Verification Services Inc.

Marker	Frequency (GHz)	Meter Reading (dBuV)	Det	AF T711 (dB/m)	Amp/Cbl/Fltr/Pad (dB)	Corrected Reading (dBuV/m)	Avg Limit (dBuV/m)	Margin (dB)	Peak Limit (dBuV/m)	PK Margin (dB)	UNII Non-Restricted (dBuV/m)	PK Margin (dB)	Azimuth (Degs)	Height (cm)	Polarity
3	* 8.332	34.03	PK-U	35.7	-23.8	45.93	-	-	74	-28.07	-	-	221	252	H
	* 8.333	23.68	ADR	35.7	-23.8	35.58	54	-18.42	-	-	-	-	221	252	H
6	* 9.122	32.94	PK-U	36.1	-22.7	46.34	-	-	74	-27.66	-	-	74	135	V
	* 9.124	22.86	ADR	36.1	-22.7	36.26	54	-17.74	-	-	-	-	74	135	V
1	1.921	50.26	PK-U	31.3	-33.3	48.26	-	-	-	-	68.2	-19.94	138	171	H
4	2.16	42.1	PK-U	31.4	-32.8	40.7	-	-	-	-	68.2	-27.5	207	103	V
2	2.4	46.15	PK-U	32.1	-32.3	45.95	-	-	-	-	68.2	-22.25	122	202	H
5	2.4	47.53	PK-U	32.1	-32.3	47.33	-	-	-	-	68.2	-20.87	204	133	V

* - indicates frequency in CFR47 Pt 15 / IC RSS-Restricted Band
PK-U - U-NII: Maximum Peak
ADR - U-NII AD primary method, RMS average

UL VERIFICATION SERVICES INC. FORM NO: CCSUP4701J
47173 BENICIA STREET, FREMONT, CA 94538, USA TEL: (510) 771-1000 FAX: (510) 661-0888
This report shall not be reproduced except in full, without the written approval of UL Verification Services Inc.

HIGH CHANNEL HORIZONTAL

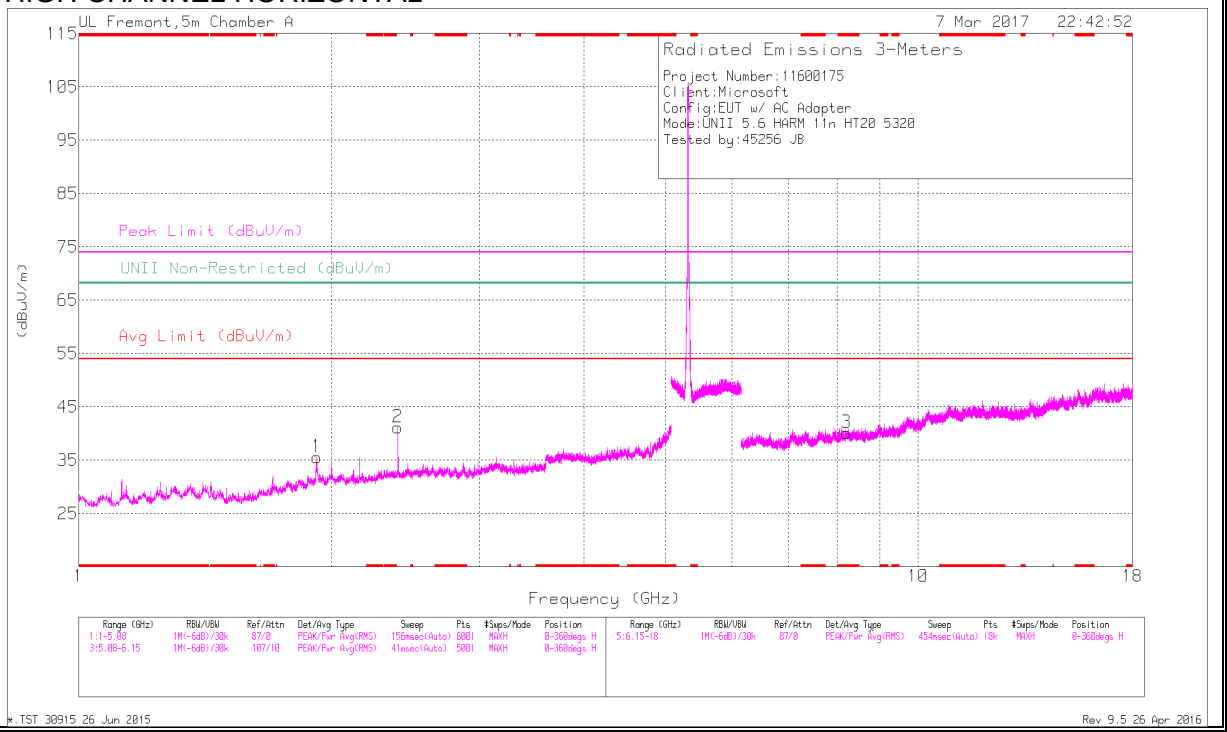

HIGH CHANNEL VERTICAL

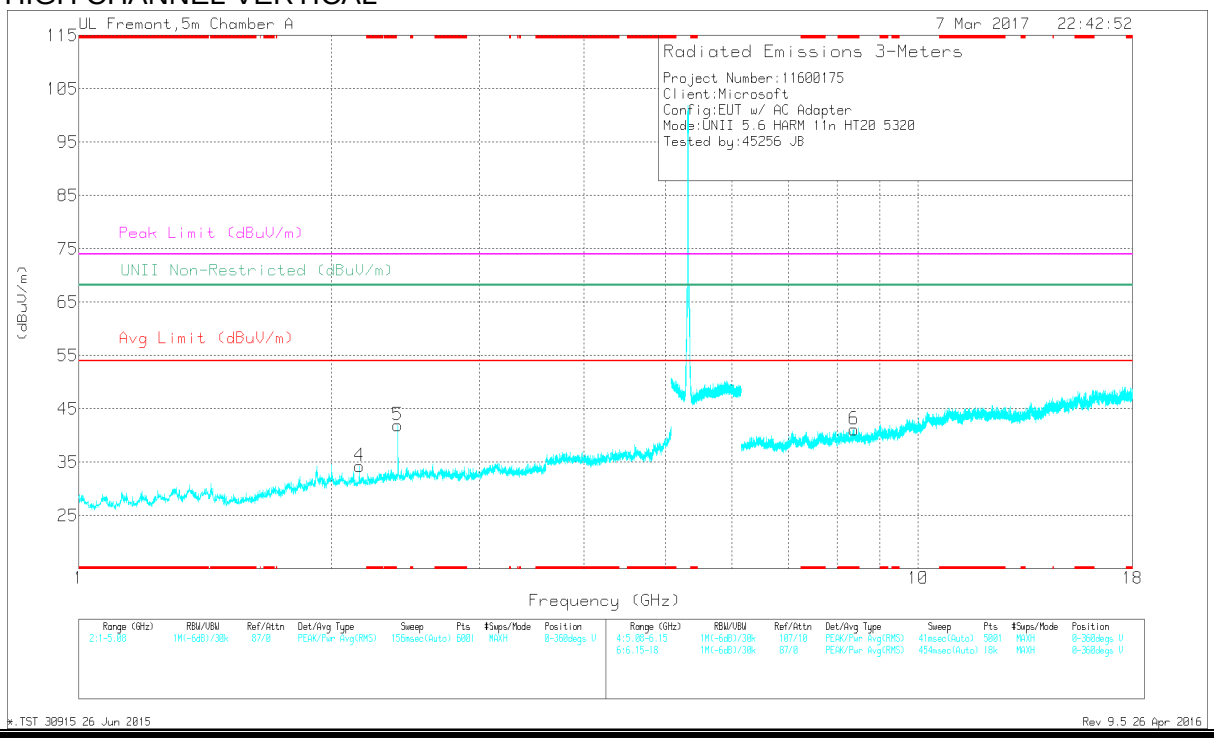

UL VERIFICATION SERVICES INC. FORM NO: CCSUP4701J
47173 BENICIA STREET, FREMONT, CA 94538, USA TEL: (510) 771-1000 FAX: (510) 661-0888
This report shall not be reproduced except in full, without the written approval of UL Verification Services Inc.

Marker	Frequency (GHz)	Meter Reading (dBuV)	Det	AF T711 (dB/m)	Amp/Cbl/Fltr/Pad (dB)	Corrected Reading (dBuV/m)	Avg Limit (dBuV/m)	Margin (dB)	Peak Limit (dBuV/m)	PK Margin (dB)	UNII Non-Restricted (dBuV/m)	PK Margin (dB)	Azimuth (Degs)	Height (cm)	Polarity
3	* 8.211	34	PK-U	35.7	-22.9	46.8	-	-	74	-27.2	-	-	359	303	H
	* 8.214	22.95	ADR	35.7	-22.9	35.75	54	-18.25	-	-	-	-	359	303	H
6	* 8.387	33.48	PK-U	35.7	-23.2	45.98	-	-	74	-28.02	-	-	3	227	V
	* 8.385	23.45	ADR	35.7	-23.2	35.95	54	-18.05	-	-	-	-	3	227	V
1	1.92	49.66	PK-U	31.3	-33.3	47.66	-	-	-	-	68.2	-20.54	132	101	H
4	2.16	42.45	PK-U	31.4	-32.8	41.05	-	-	-	-	68.2	-27.15	286	108	V
2	2.4	45.81	PK-U	32.1	-32.3	45.61	-	-	-	-	68.2	-22.59	112	103	H
5	2.401	53.6	PK-U	32.1	-32.2	53.5	-	-	-	-	68.2	-14.7	204	131	V

* - indicates frequency in CFR47 Pt 15 / IC RSS-Restricted Band
PK-U - U-NII: Maximum Peak
ADR - U-NII AD primary method, RMS average

UL VERIFICATION SERVICES INC. FORM NO: CCSUP4701J
47173 BENICIA STREET, FREMONT, CA 94538, USA TEL: (510) 771-1000 FAX: (510) 661-0888
This report shall not be reproduced except in full, without the written approval of UL Verification Services Inc.

10.1.7. 11n HT40 2TX MODE IN THE 5.3GHz BAND

AUTHORIZED BANDEDGE (HIGH CHANNEL)

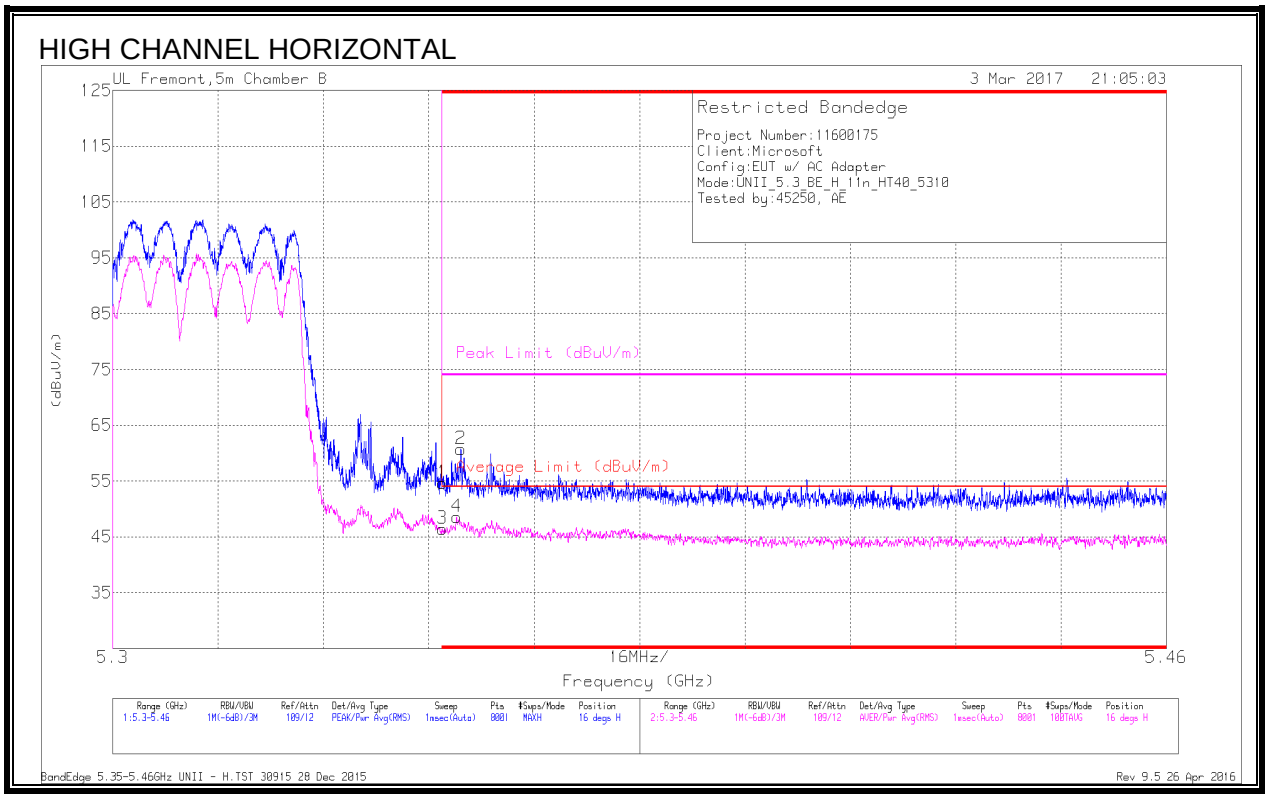

Marker	Frequency (GHz)	Meter Reading (dBuV)	Det	AF T345 (dB/m)	Amp/Cbl/Fltr/Pad (dB)	Corrected Reading (dBuV/m)	Average Limit (dBuV/m)	Margin (dB)	Peak Limit (dBuV/m)	PK Margin (dB)	Azimuth (Degs)	Height (cm)	Polarity
1	* 5.35	38.88	Pk	34.5	-18.8	54.58	-	-	74	-19.42	16	170	H
3	* 5.35	30.7	RMS	34.5	-18.8	46.4	54	-7.6	-	-	16	170	H
4	* 5.352	32.72	RMS	34.5	-18.7	48.52	54	-5.48	-	-	16	170	H
2	* 5.353	44.87	Pk	34.5	-18.7	60.67	-	-	74	-13.33	16	170	H

* - indicates frequency in CFR47 Pt 15 / IC RSS-Restricted Band
Pk - Peak detector
RMS - RMS detection

This report shall not be reproduced except in full, without the written approval of UL Verification Services Inc.

HIGH CHANNEL VERTICAL

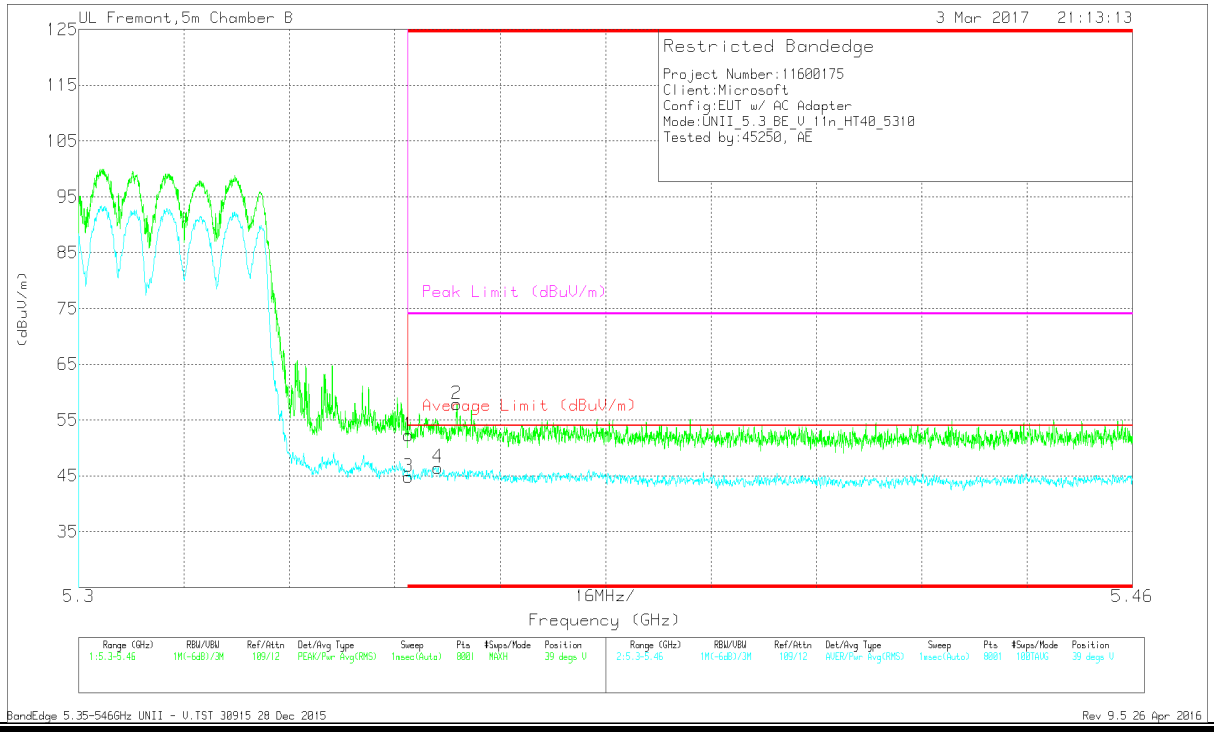

Marker	Frequency (GHz)	Meter Reading (dBuV)	Det	AF T345 (dB/m)	Amp/Cbl/Fltr/Pad (dB)	Corrected Reading (dBuV/m)	Average Limit (dBuV/m)	Margin (dB)	Peak Limit (dBuV/m)	PK Margin (dB)	Azimuth (Degs)	Height (cm)	Polarity
1	* 5.35	36.59	Pk	34.5	-18.8	52.29	-	-	74	-21.71	39	273	V
3	* 5.35	29.11	RMS	34.5	-18.8	44.81	54	-9.19	-	-	39	273	V
4	* 5.355	30.6	RMS	34.5	-18.6	46.5	54	-7.5	-	-	39	273	V
2	* 5.357	41.87	Pk	34.5	-18.5	57.87	-	-	74	-16.13	39	273	V

* - indicates frequency in CFR47 Pt 15 / IC RSS-Restricted Band
Pk - Peak detector
RMS - RMS detection

This report shall not be reproduced except in full, without the written approval of UL Verification Services Inc.

HARMONICS AND SPURIOUS EMISSIONS

LOW CHANNEL HORIZONTAL

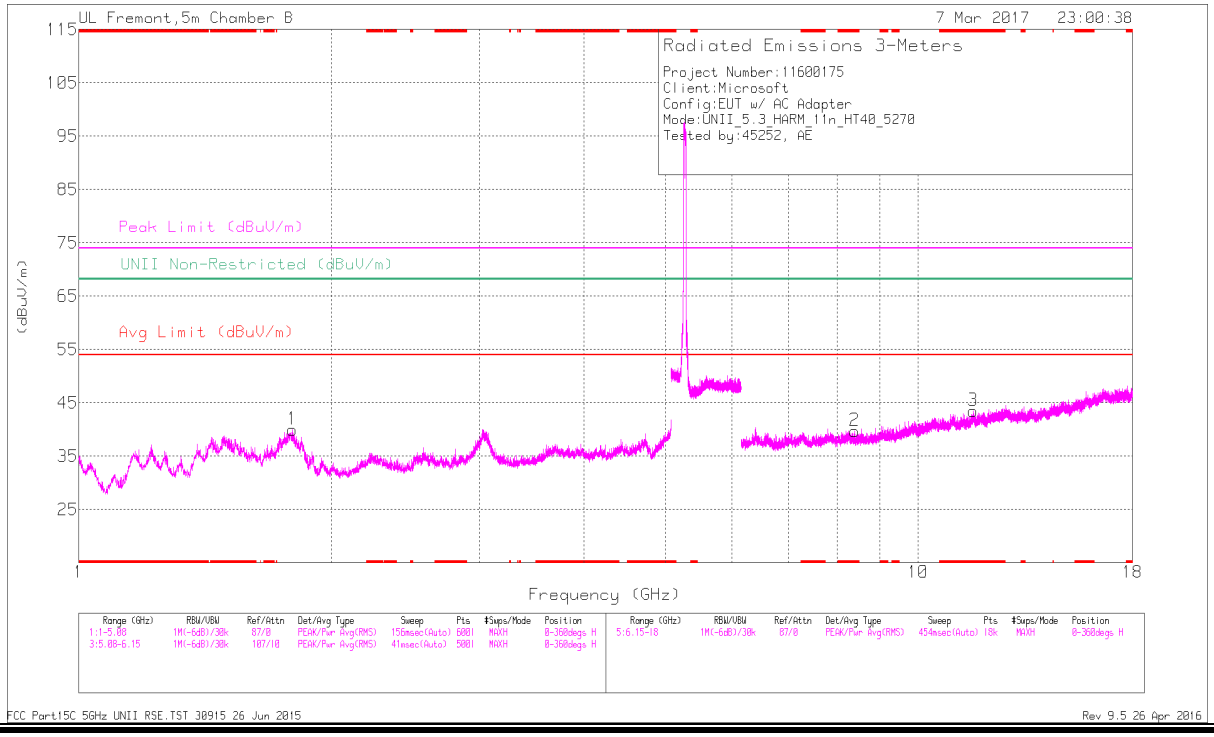

LOW CHANNEL VERTICAL

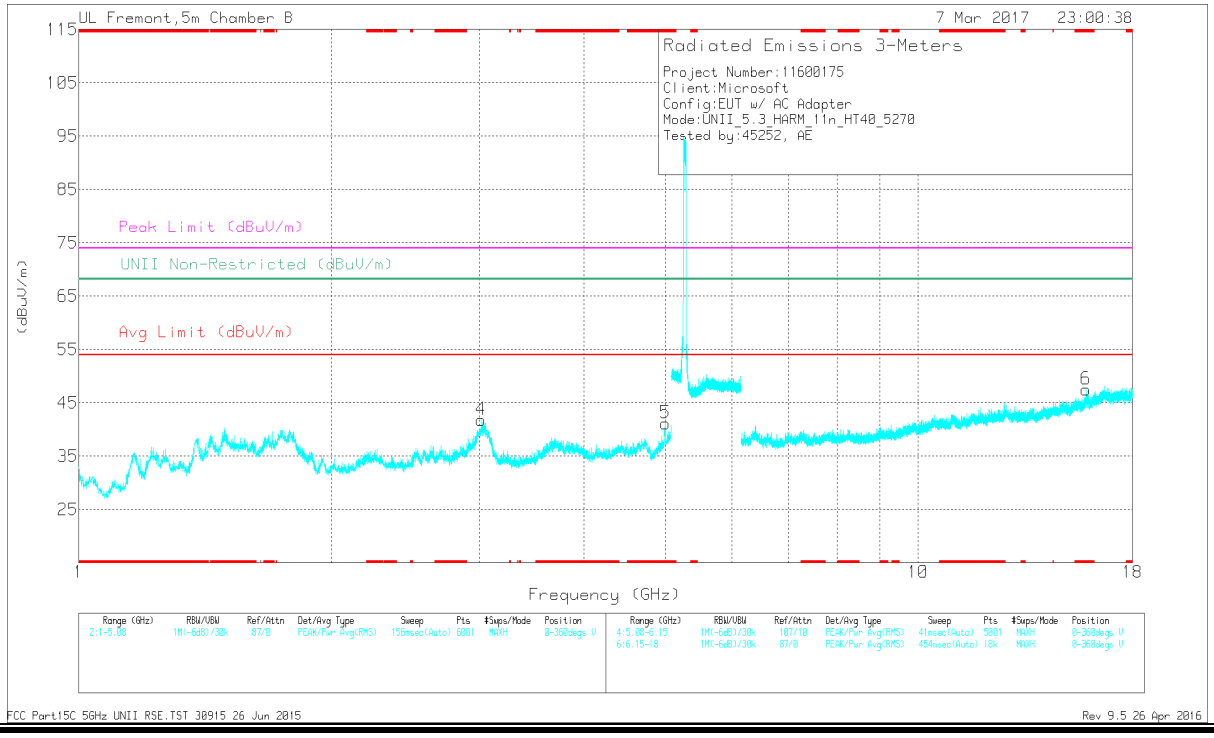

This report shall not be reproduced except in full, without the written approval of UL Verification Services Inc.

Marker	Frequency (GHz)	Meter Reading (dBuV)	Det	AF T345 (dB/m)	Amp/Cbl/Fltr/Pad (dB)	Corrected Reading (dBuV/m)	Avg Limit (dBuV/m)	Margin (dB)	Peak Limit (dBuV/m)	PK Margin (dB)	UNII Non-Restricted (dBuV/m)	PK Margin (dB)	Azimuth (Degs)	Height (cm)	Polarity
5	* 4.998	41.92	PK-U	34.1	-27.8	48.22	-	-	74	-25.78	-	-	154	237	V
	* 4.999	30.14	ADR	34.1	-27.8	36.44	54	-17.56	-	-	-	-	154	237	V
2	* 8.4	35.87	PK-U	35.8	-26.3	45.37	-	-	74	-28.63	-	-	99	336	H
	* 8.399	24.96	ADR	35.8	-26.3	34.46	54	-19.54	-	-	-	-	99	336	H
3	* 11.634	32.71	PK-U	38.5	-22.3	48.91	-	-	74	-25.09	-	-	20	283	H
	* 11.634	22.83	ADR	38.5	-22.3	39.03	54	-14.97	-	-	-	-	20	283	H
6	* 15.845	32.68	PK-U	40.6	-19.8	53.48	-	-	74	-20.52	-	-	43	210	V
	* 15.843	20.93	ADR	40.6	-19.9	41.63	54	-12.37	-	-	-	-	43	210	V
1	1.794	51.31	PK-U	30	-33.4	47.91	-	-	-	-	68.2	-20.29	101	256	H
4	3.017	47.49	PK-U	32.5	-31.7	48.29	-	-	-	-	68.2	-19.91	30	102	V

* - indicates frequency in CFR47 Pt 15 / IC RSS-Restricted Band
PK-U - U-NII: Maximum Peak
ADR - U-NII AD primary method, RMS average

UL VERIFICATION SERVICES INC. FORM NO: CCSUP4701J
47173 BENICIA STREET, FREMONT, CA 94538, USA TEL: (510) 771-1000 FAX: (510) 661-0888
This report shall not be reproduced except in full, without the written approval of UL Verification Services Inc.

HIGH CHANNEL HORIZONTAL

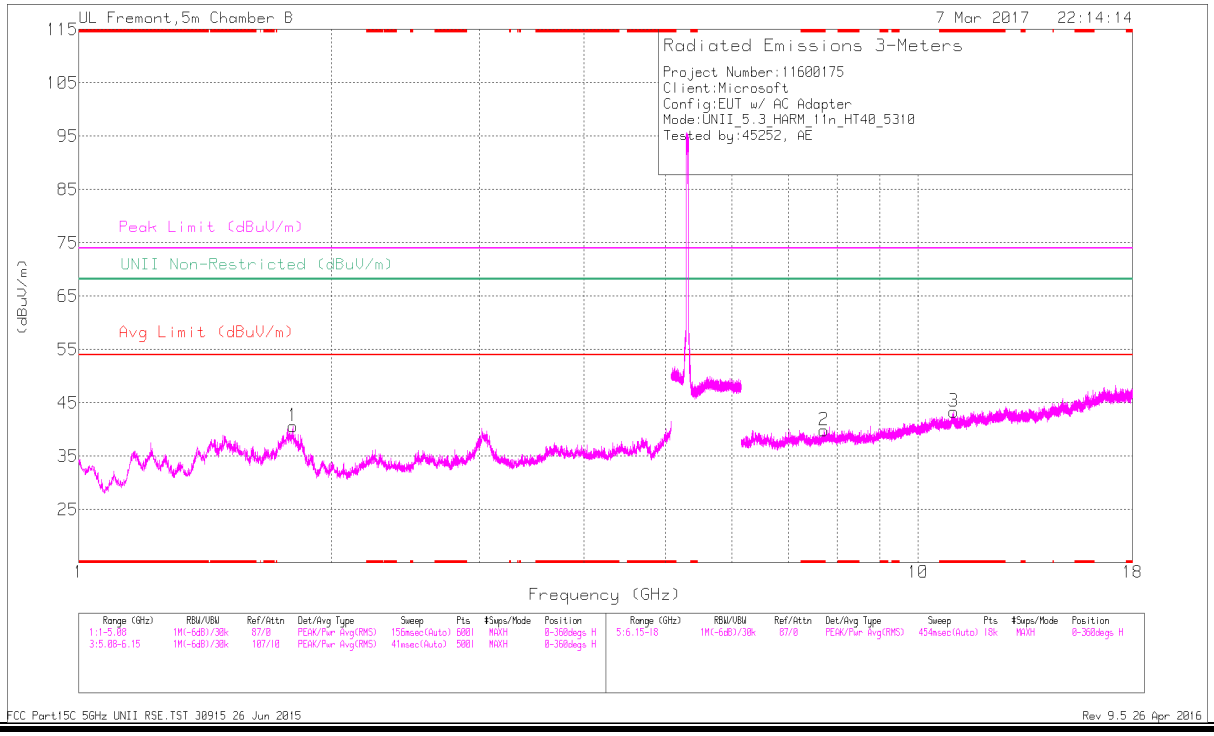

HIGH CHANNEL VERTICAL

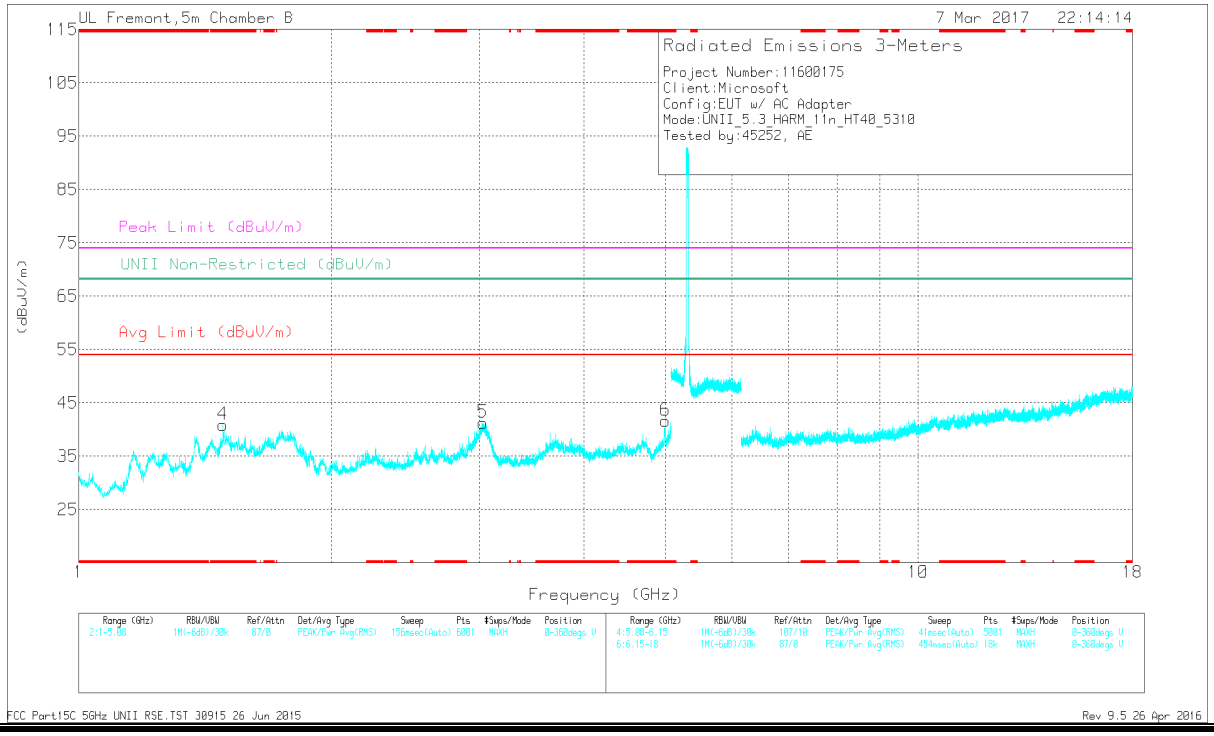

This report shall not be reproduced except in full, without the written approval of UL Verification Services Inc.

Marker	Frequency (GHz)	Meter Reading (dBuV)	Det	AF T345 (dB/m)	Amp/Cbl/Fltr/Pad (dB)	Corrected Reading (dBuV/m)	Avg Limit (dBuV/m)	Margin (dB)	Peak Limit (dBuV/m)	PK Margin (dB)	UNII Non-Restricted (dBuV/m)	PK Margin (dB)	Azimuth (Degs)	Height (cm)	Polarity
4	* 1.486	53.32	PK-U	27.9	-33.7	47.52	-	-	74	-26.48	-	-	85	102	V
	* 1.487	42.35	ADR	27.9	-33.7	36.55	54	-17.45	-	-	-	-	85	102	V
6	* 5	41.81	PK-U	34.1	-27.8	48.11	-	-	74	-25.89	-	-	159	222	V
	* 4.999	29.68	ADR	34.1	-27.8	35.98	54	-18.02	-	-	-	-	159	222	V
2	* 7.723	35.51	PK-U	35.8	-26.9	44.41	-	-	74	-29.59	-	-	189	196	H
	* 7.722	26.02	ADR	35.8	-26.9	34.92	54	-19.08	-	-	-	-	189	196	H
3	* 11.019	32.6	PK-U	37.9	-22.5	48	-	-	74	-26	-	-	65	304	H
	* 11.02	22.99	ADR	37.9	-22.5	38.39	54	-15.61	-	-	-	-	65	304	H
1	1.8	51.21	PK-U	30.1	-33.4	47.91	-	-	-	-	68.2	-20.29	103	217	H
5	3.03	46.91	PK-U	32.5	-31.5	47.91	-	-	-	-	68.2	-20.29	44	100	V

* - indicates frequency in CFR47 Pt 15 / IC RSS-Restricted Band
PK-U - U-NII: Maximum Peak
ADR - U-NII AD primary method, RMS average

UL VERIFICATION SERVICES INC. FORM NO: CCSUP4701J
47173 BENICIA STREET, FREMONT, CA 94538, USA TEL: (510) 771-1000 FAX: (510) 661-0888
This report shall not be reproduced except in full, without the written approval of UL Verification Services Inc.

10.1.8. 11ac VHT80 2TX MODE IN THE 5.3GHz BAND

AUTHORIZED BANDEDGE (HIGH CHANNEL)

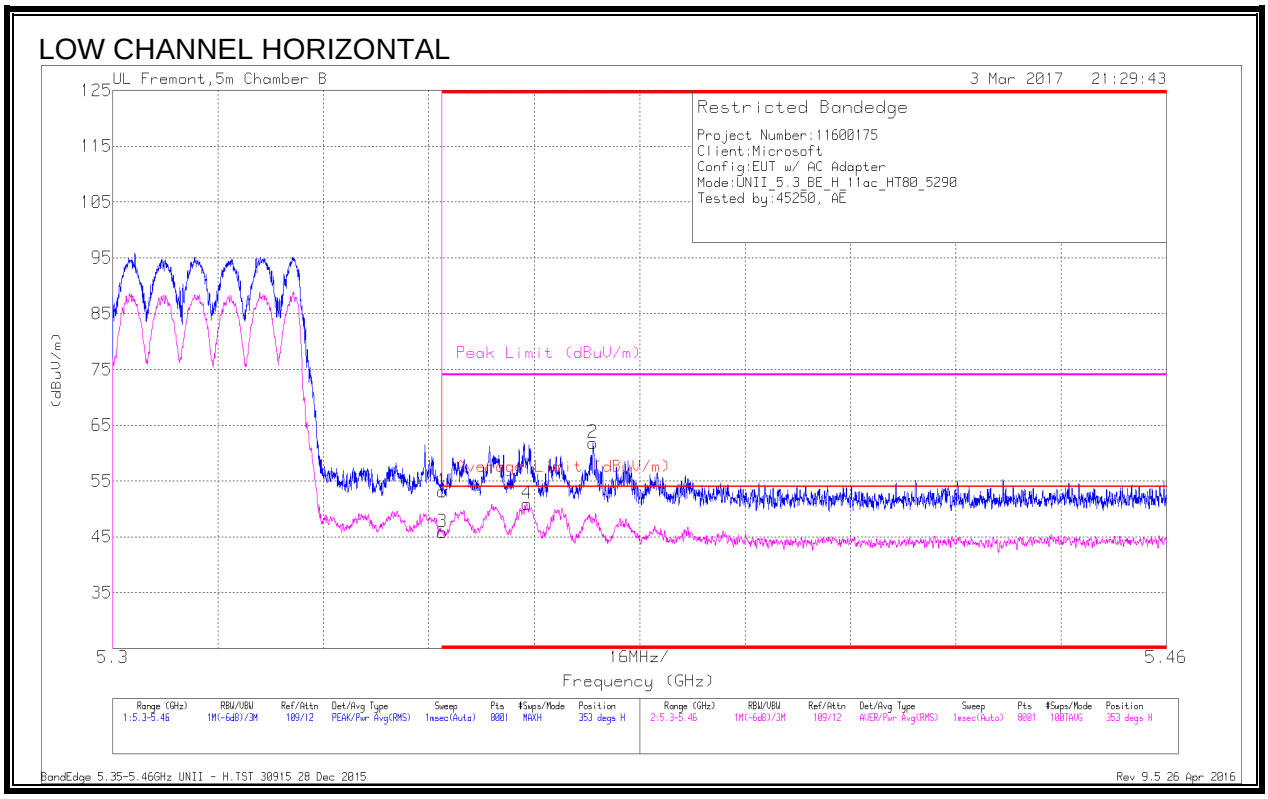

Marker	Frequency (GHz)	Meter Reading (dBuV)	Det	AF T345 (dB/m)	Amp/Cbl/Fltr/Pad (dB)	Corrected Reading (dBuV/m)	Average Limit (dBuV/m)	Margin (dB)	Peak Limit (dBuV/m)	PK Margin (dB)	Azimuth (Degs)	Height (cm)	Polarity
1	* 5.35	37.41	Pk	34.5	-18.8	53.11	-	-	74	-20.89	353	230	H
3	* 5.35	30.1	RMS	34.5	-18.8	45.8	54	-8.2	-	-	353	230	H
4	* 5.363	34.97	RMS	34.5	-18.6	50.87	54	-3.13	-	-	353	230	H
2	* 5.373	45.95	Pk	34.5	-18.6	61.85	-	-	74	-12.15	353	230	H

* - indicates frequency in CFR47 Pt 15 / IC RSS-Restricted Band
Pk - Peak detector
RMS - RMS detection

This report shall not be reproduced except in full, without the written approval of UL Verification Services Inc.

LOW CHANNEL VERTICAL

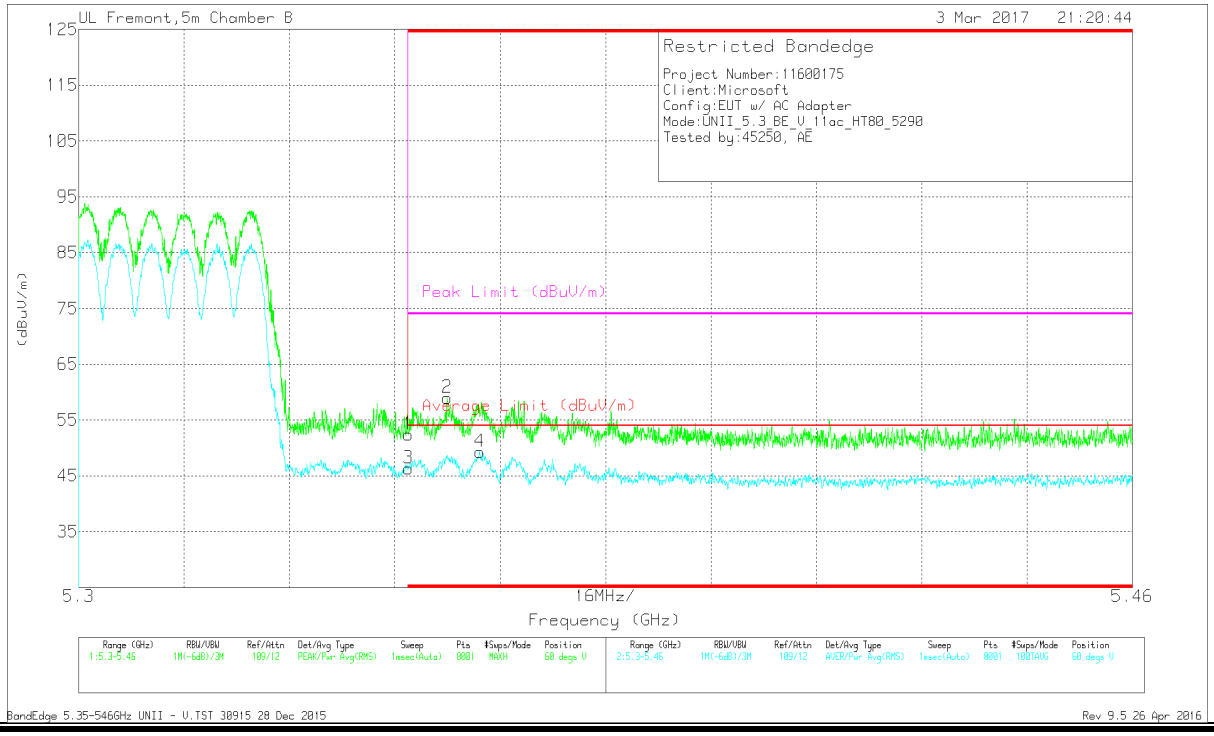

Marker	Frequency (GHz)	Meter Reading (dBuV)	Det	AF T345 (dB/m)	Amp/Cbl/Fltr/Pad (dB)	Corrected Reading (dBuV/m)	Average Limit (dBuV/m)	Margin (dB)	Peak Limit (dBuV/m)	PK Margin (dB)	Azimuth (Degs)	Height (cm)	Polarity
1	* 5.35	36.72	Pk	34.5	-18.8	52.42	-	-	74	-21.58	60	243	V
3	* 5.35	30.59	RMS	34.5	-18.8	46.29	54	-7.71	-	-	60	243	V
2	* 5.356	43.07	Pk	34.5	-18.6	58.97	-	-	74	-15.03	60	243	V
4	* 5.361	33.32	RMS	34.5	-18.5	49.32	54	-4.68	-	-	60	243	V

* - indicates frequency in CFR47 Pt 15 / IC RSS-Restricted Band
Pk - Peak detector
RMS - RMS detection

UL VERIFICATION SERVICES INC. FORM NO: CCSUP4701J
47173 BENICIA STREET, FREMONT, CA 94538, USA TEL: (510) 771-1000 FAX: (510) 661-0888
This report shall not be reproduced except in full, without the written approval of UL Verification Services Inc.

HARMONICS AND SPURIOUS EMISSIONS

LOW CHANNEL HORIZONTAL

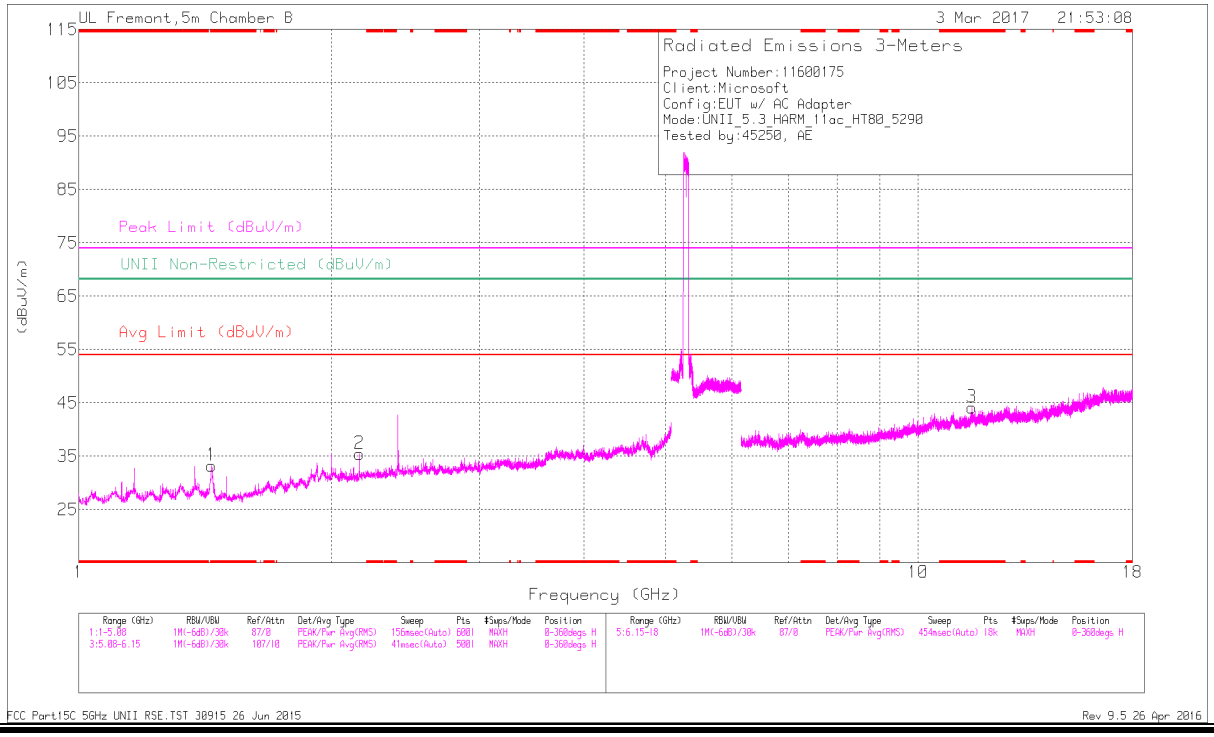

LOW CHANNEL VERTICAL

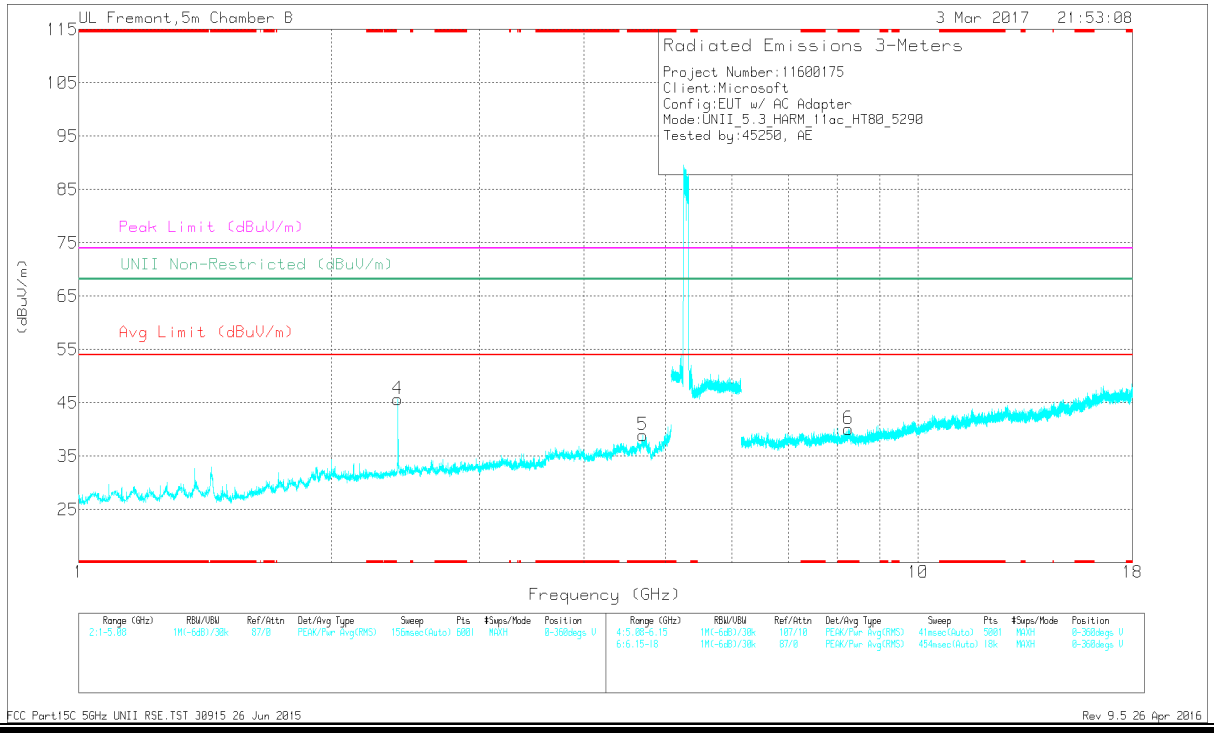

This report shall not be reproduced except in full, without the written approval of UL Verification Services Inc.

Marker	Frequency (GHz)	Meter Reading (dBuV)	Det	AF T345 (dB/m)	Amp/Cbl/Fltr/Pad (dB)	Corrected Reading (dBuV/m)	Avg Limit (dBuV/m)	Margin (dB)	Peak Limit (dBuV/m)	PK Margin (dB)	UNII Non-Restricted (dBuV/m)	PK Margin (dB)	Azimuth (Degs)	Height (cm)	Polarity
1	* 1.44	51.17	PK-U	28.4	-33.4	46.17	-	-	74	-27.83	-	-	252	102	H
	* 1.44	33.76	ADR	28.4	-33.4	28.76	54	-25.24	-	-	-	-	252	102	H
5	* 4.699	39.25	PK-U	34.1	-29.4	43.95	-	-	74	-30.05	-	-	156	208	V
	* 4.699	28.67	ADR	34.1	-29.4	33.37	54	-20.63	-	-	-	-	156	208	V
3	* 11.59	31.87	PK-U	38.4	-22.5	47.77	-	-	74	-26.23	-	-	224	171	H
	* 11.591	22.97	ADR	38.4	-22.5	38.87	54	-15.13	-	-	-	-	224	171	H
6	* 8.262	35.5	PK-U	35.8	-26.1	45.2	-	-	74	-28.8	-	-	295	206	V
	* 8.261	25.65	ADR	35.8	-26.1	35.35	54	-18.65	-	-	-	-	295	206	V
2	2.16	42.66	PK-U	31.5	-33	41.16	-	-	-	-	68.2	-27.04	119	131	H
4	2.4	49.24	PK-U	32.2	-32.6	48.84	-	-	-	-	68.2	-19.36	112	102	V

* - indicates frequency in CFR47 Pt 15 / IC RSS-Restricted Band
PK-U - U-NII: Maximum Peak
ADR - U-NII AD primary method, RMS average

UL VERIFICATION SERVICES INC. FORM NO: CCSUP4701J
47173 BENICIA STREET, FREMONT, CA 94538, USA TEL: (510) 771-1000 FAX: (510) 661-0888
This report shall not be reproduced except in full, without the written approval of UL Verification Services Inc.

10.1.9. 11a 2TX MODE IN THE 5.6GHz BAND

RESTRICTED BANDEDGE (LOW CHANNEL)

LOW CHANNEL HORIZONTAL

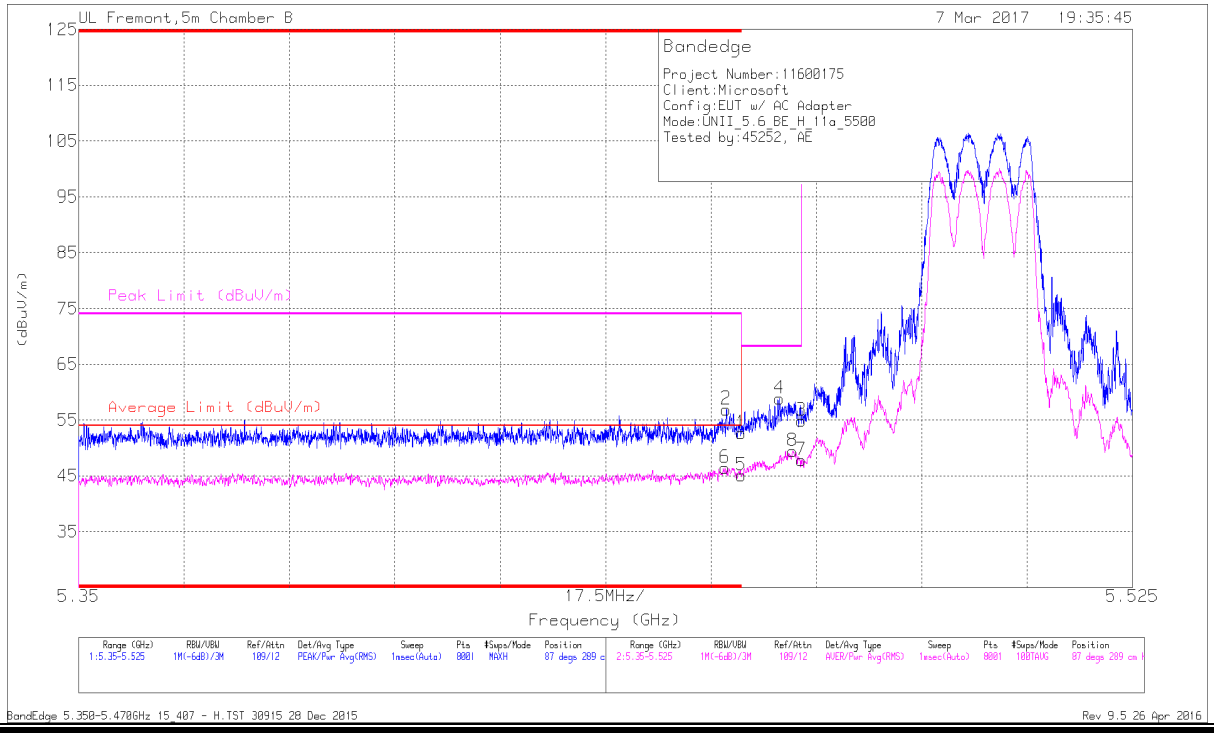

Marker	Frequency (GHz)	Meter Reading (dBuV)	Det	AF T345 (dB/m)	Amp/Cbl/Fltr/Pad (dB)	Corrected Reading (dBuV/m)	Average Limit (dBuV/m)	Margin (dB)	Peak Limit (dBuV/m)	PK Margin (dB)	Azimuth (Degs)	Height (cm)	Polarity
1	* 5.46	37.03	Pk	34.5	-18.9	52.63	-	-	74	-21.37	87	289	H
2	* 5.458	41.43	Pk	34.5	-19	56.93	-	-	74	-17.07	87	289	H
5	* 5.46	29.51	RMS	34.5	-18.9	45.11	54	-8.89	-	-	87	289	H
6	* 5.457	30.98	RMS	34.5	-19	46.48	54	-7.52	-	-	87	289	H
4	5.466	43.58	Pk	34.5	-19.2	58.88	-	-	68.2	-9.32	87	289	H
8	5.469	34.17	RMS	34.5	-19.2	49.47	-	-	-	-	87	289	H
3	5.47	39.47	Pk	34.5	-19.1	54.87	-	-	68.2	-13.33	87	289	H
7	5.47	32.36	RMS	34.5	-19.1	47.76	-	-	-	-	87	289	H

* - indicates frequency in CFR47 Pt 15 / IC RSS-Restricted Band
Pk - Peak detector
RMS - RMS detection

This report shall not be reproduced except in full, without the written approval of UL Verification Services Inc.

LOW CHANNEL VERTICAL

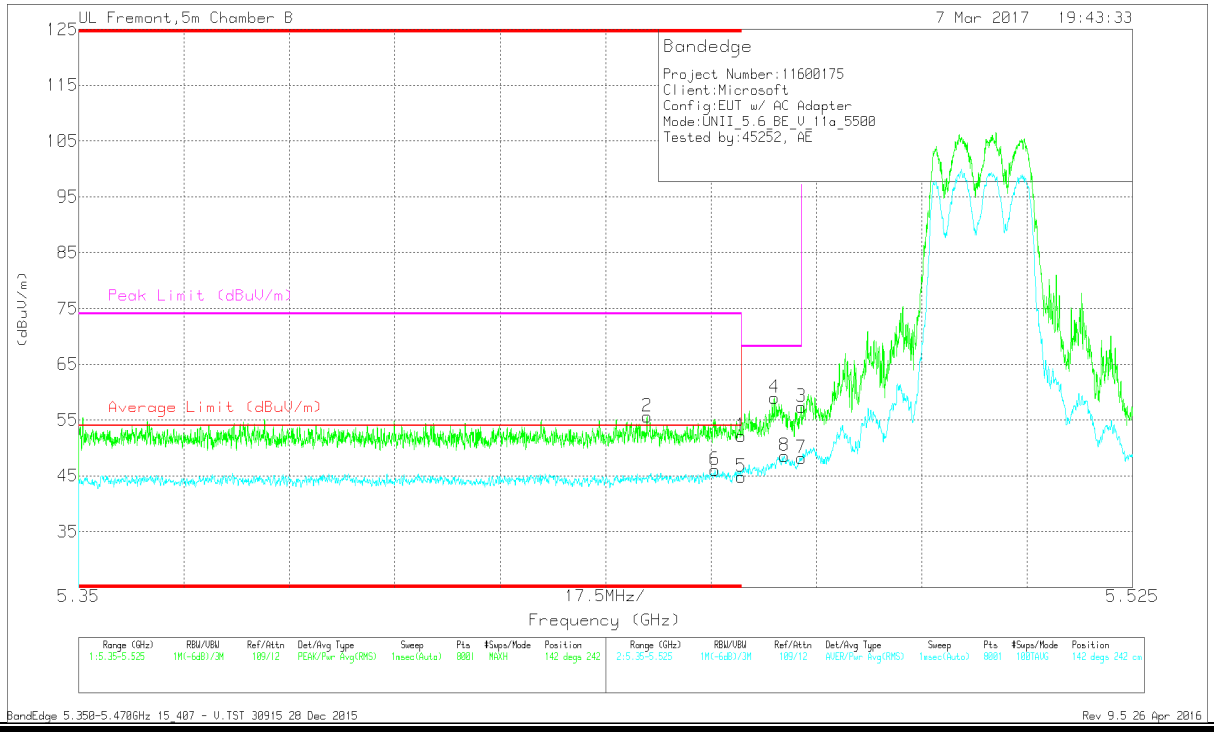

Marker	Frequency (GHz)	Meter Reading (dBuV)	Det	AF T345 (dB/m)	Amp/Cbl/Fltr/Pad (dB)	Corrected Reading (dBuV/m)	Average Limit (dBuV/m)	Margin (dB)	Peak Limit (dBuV/m)	PK Margin (dB)	Azimuth (Degs)	Height (cm)	Polarity
2	* 5.444	39.88	Pk	34.5	-18.8	55.58	-	-	74	-18.42	142	242	V
6	* 5.456	30.59	RMS	34.5	-19	46.09	54	-7.91	-	-	142	242	V
1	* 5.46	36.54	Pk	34.5	-18.9	52.14	-	-	74	-21.86	142	242	V
5	* 5.46	29.19	RMS	34.5	-18.9	44.79	54	-9.21	-	-	142	242	V
4	5.466	43.73	Pk	34.5	-19.2	59.03	-	-	68.2	-9.17	142	242	V
8	5.467	33.24	RMS	34.5	-19.2	48.54	-	-	-	-	142	242	V
3	5.47	42	Pk	34.5	-19.1	57.4	-	-	68.2	-10.8	142	242	V
7	5.47	32.73	RMS	34.5	-19.1	48.13	-	-	-	-	142	242	V

* - indicates frequency in CFR47 Pt 15 / IC RSS-Restricted Band
Pk - Peak detector
RMS - RMS detection

UL VERIFICATION SERVICES INC. FORM NO: CCSUP4701J
47173 BENICIA STREET, FREMONT, CA 94538, USA TEL: (510) 771-1000 FAX: (510) 661-0888
This report shall not be reproduced except in full, without the written approval of UL Verification Services Inc.

AUTHORIZED BANDEDGE (HIGH CHANNEL)

HIGH CHANNEL HORIZONTAL

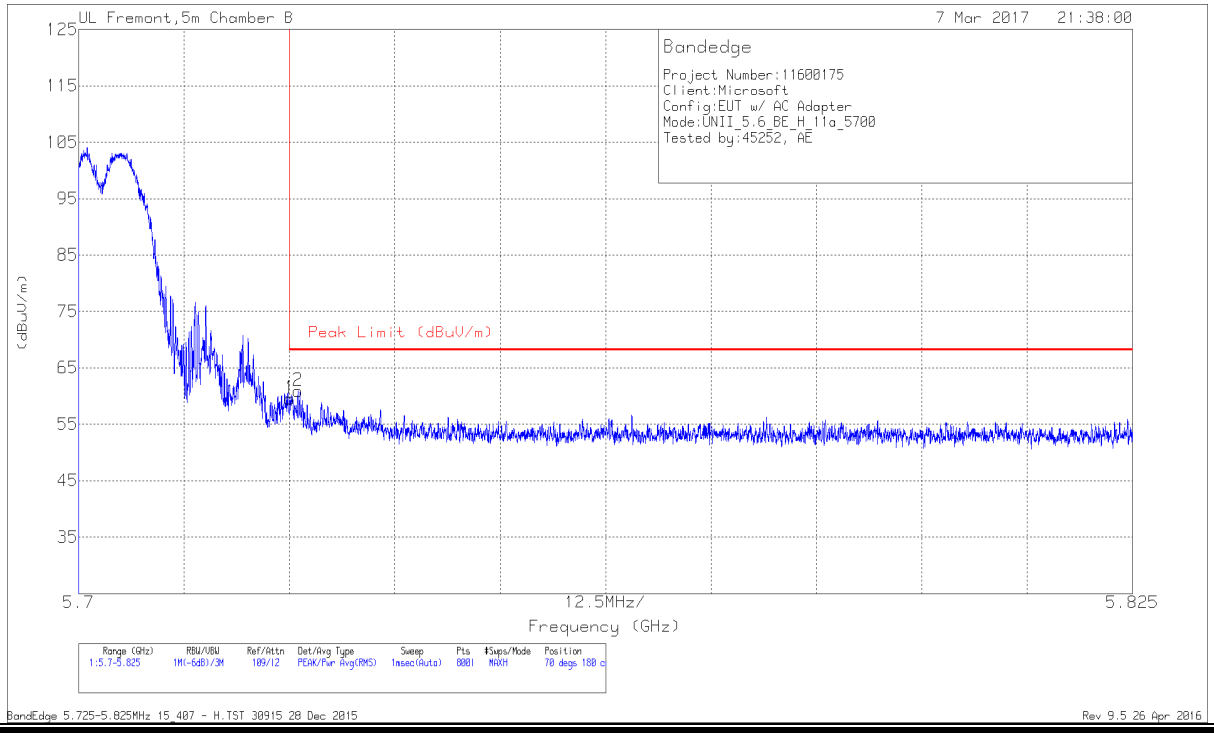

Marker	Frequency (GHz)	Meter Reading (dBuV)	Det	AF T345 (dB/m)	Amp/Cbl/Fltr/Pad (dB)	Corrected Reading (dBuV/m)	Peak Limit (dBuV/m)	PK Margin (dB)	Azimuth (Degs)	Height (cm)	Polarity
1	5.725	44.27	Pk	34.9	-19.6	59.57	68.2	-8.63	70	180	H
2	5.726	45.68	Pk	34.9	-19.6	60.98	68.2	-7.22	70	180	H

* - indicates frequency in CFR47 Pt 15 / IC RSS-Restricted Band
Pk - Peak detector

This report shall not be reproduced except in full, without the written approval of UL Verification Services Inc.

HIGH CHANNEL VERTICAL

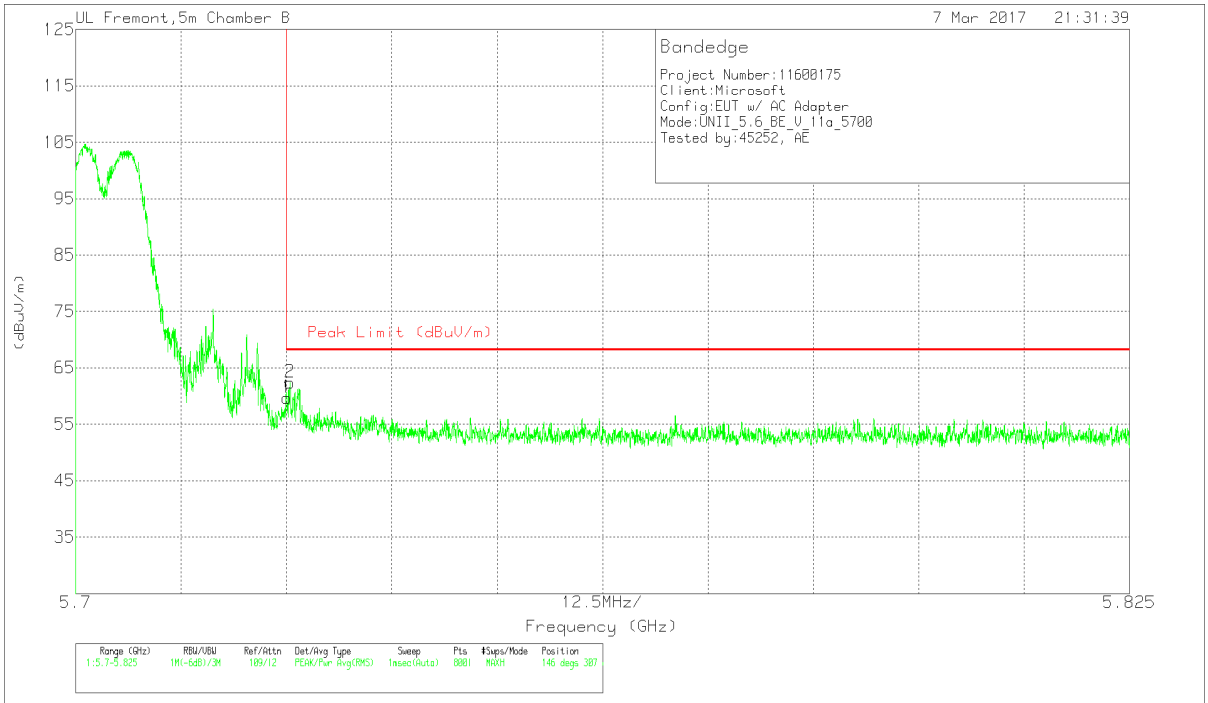

Marker	Frequency (GHz)	Meter Reading (dBuV)	Det	AF T345 (dB/m)	Amp/Cbl/Fltr/Pad (dB)	Corrected Reading (dBuV/m)	Peak Limit (dBuV/m)	PK Margin (dB)	Azimuth (Degs)	Height (cm)	Polarity
1	5.725	44.4	Pk	34.9	-19.6	59.7	68.2	-8.5	146	307	V
2	5.725	47.07	Pk	34.9	-19.6	62.37	68.2	-5.83	146	307	V

* - indicates frequency in CFR47 Pt 15 / IC RSS-Restricted Band
Pk - Peak detector

UL VERIFICATION SERVICES INC. FORM NO: CCSUP4701J
47173 BENICIA STREET, FREMONT, CA 94538, USA TEL: (510) 771-1000 FAX: (510) 661-0888
This report shall not be reproduced except in full, without the written approval of UL Verification Services Inc.

HARMONICS AND SPURIOUS EMISSIONS

LOW CHANNEL HORIZONTAL

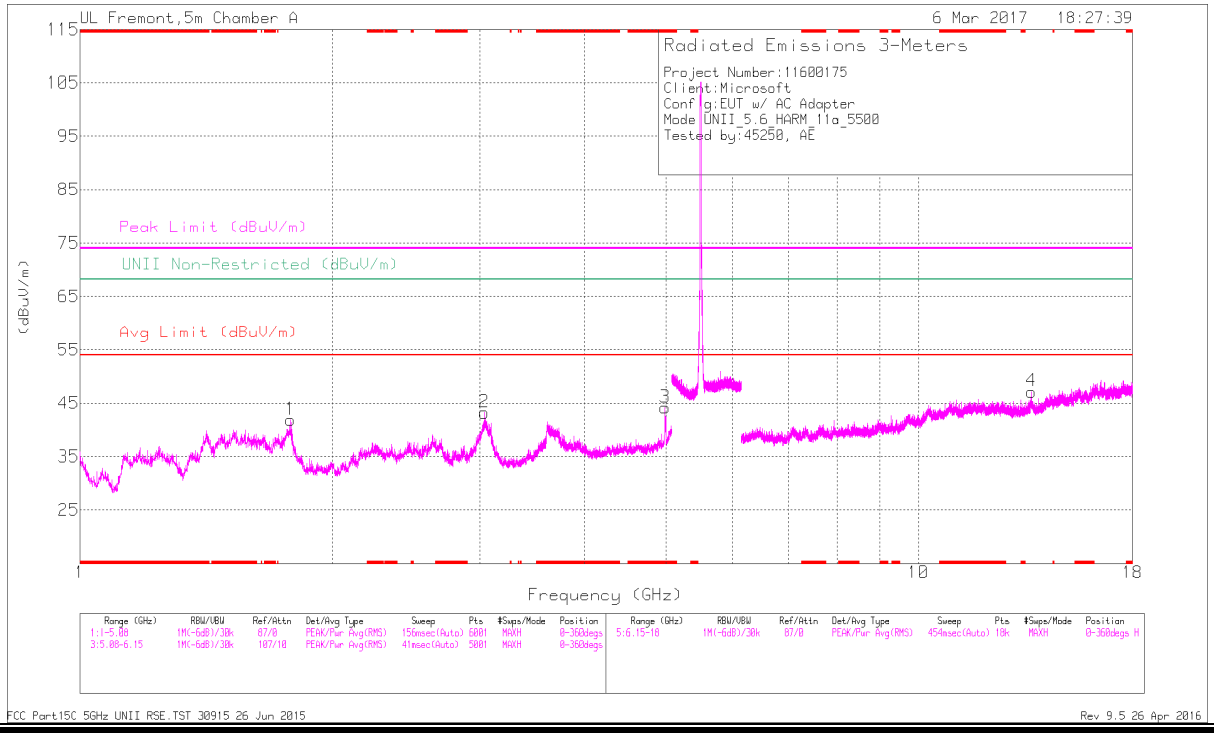

LOW CHANNEL VERTICAL

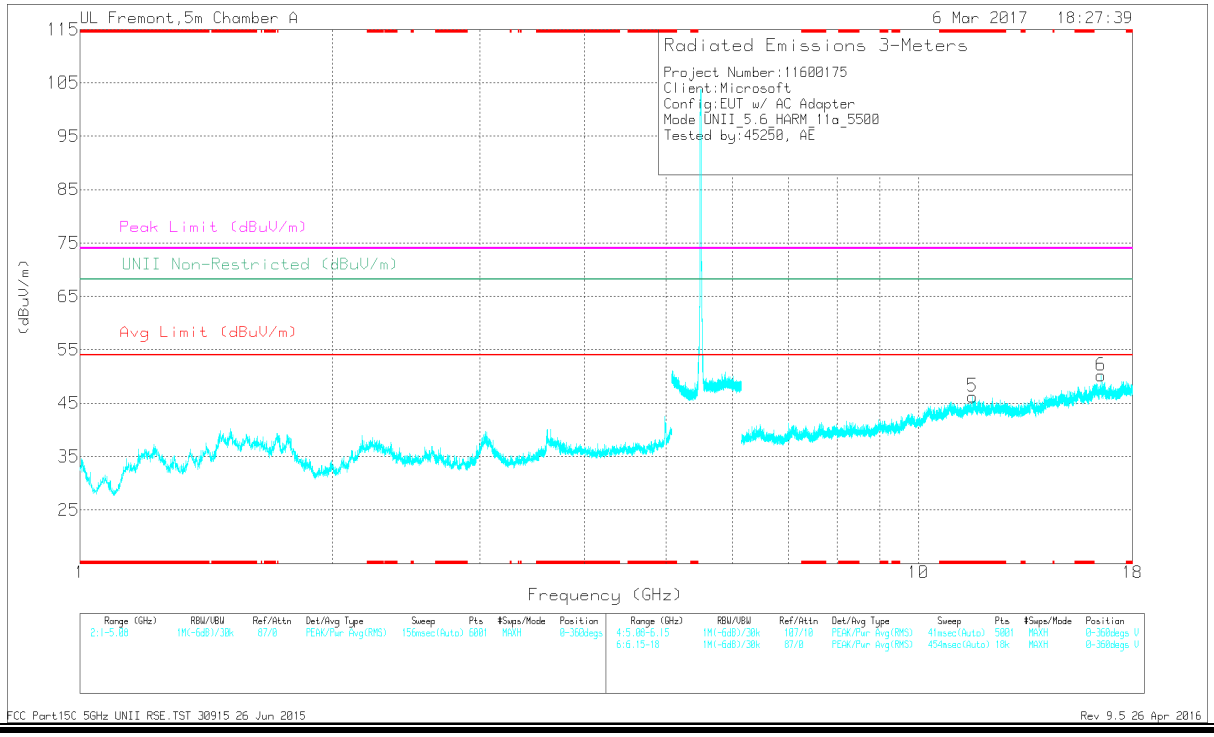

This report shall not be reproduced except in full, without the written approval of UL Verification Services Inc.

Marker	Frequency (GHz)	Meter Reading (dBuV)	Det	AF T711 (dB/m)	Amp/Cbl/Fltr/Pad (dB)	Corrected Reading (dBuV/m)	Avg Limit (dBuV/m)	Margin (dB)	Peak Limit (dBuV/m)	PK Margin (dB)	UNII Non-Restricted (dBuV/m)	PK Margin (dB)	Azimuth (Degs)	Height (cm)	Polarity
3	* 4.986	43.8	PK-U	34.1	-27	50.9	-	-	74	-23.1	-	-	291	119	H
	* 4.988	31.04	ADR	34.1	-27	38.14	54	-15.86	-	-	-	-	291	119	H
5	* 11.601	32.8	PK-U	38.1	-20	50.9	-	-	74	-23.1	-	-	152	172	V
	* 11.599	22.44	ADR	38.1	-20.1	40.44	54	-13.56	-	-	-	-	152	172	V
1	1.781	50.55	PK-U	30.1	-33.1	47.55	-	-	-	-	68.2	-20.65	209	164	H
2	3.035	50.35	PK-U	32.8	-31.8	51.35	-	-	-	-	68.2	-16.85	89	299	H
4	13.631	33.2	PK-U	38.8	-20.7	51.3	-	-	-	-	68.2	-16.9	265	218	H
6	16.502	35.85	PK-U	41.6	-20.7	56.75	-	-	-	-	68.2	-11.45	23	101	V

* - indicates frequency in CFR47 Pt 15 / IC RSS-Restricted Band
PK-U - U-NII: Maximum Peak
ADR - U-NII AD primary method, RMS average

UL VERIFICATION SERVICES INC. FORM NO: CCSUP4701J
47173 BENICIA STREET, FREMONT, CA 94538, USA TEL: (510) 771-1000 FAX: (510) 661-0888
This report shall not be reproduced except in full, without the written approval of UL Verification Services Inc.

MID CHANNEL HORIZONTAL

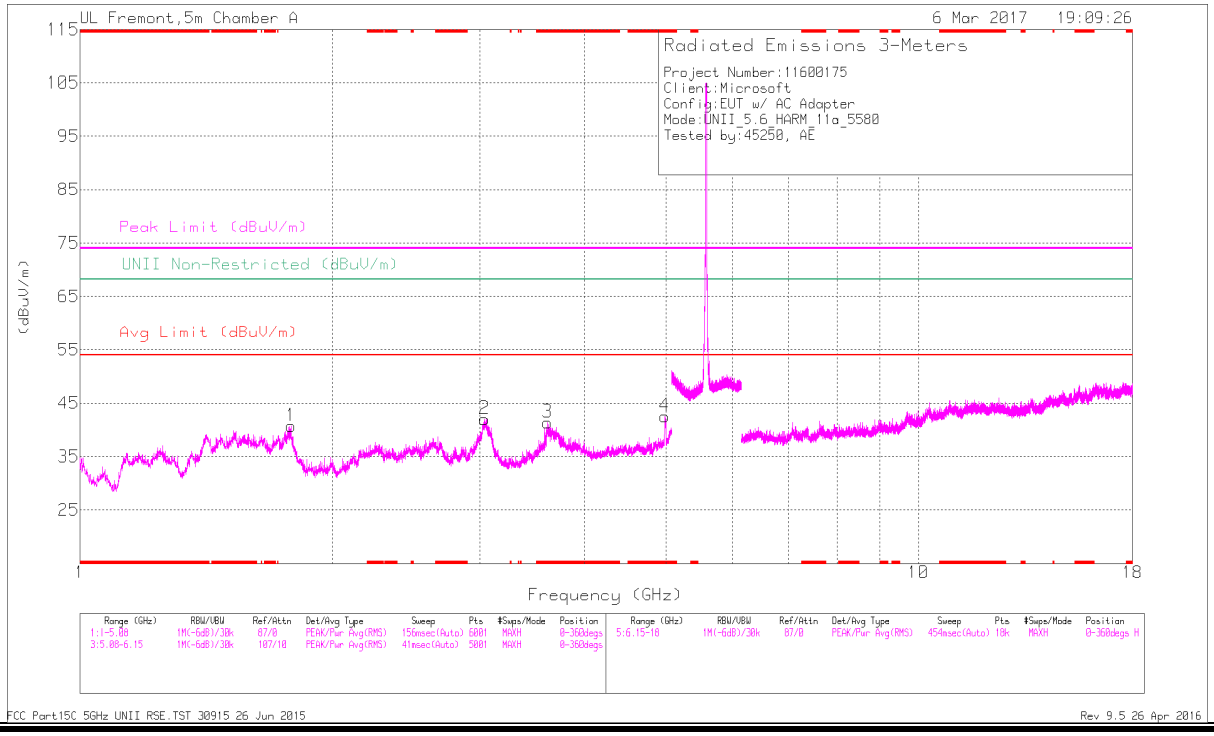

MID CHANNEL VERTICAL

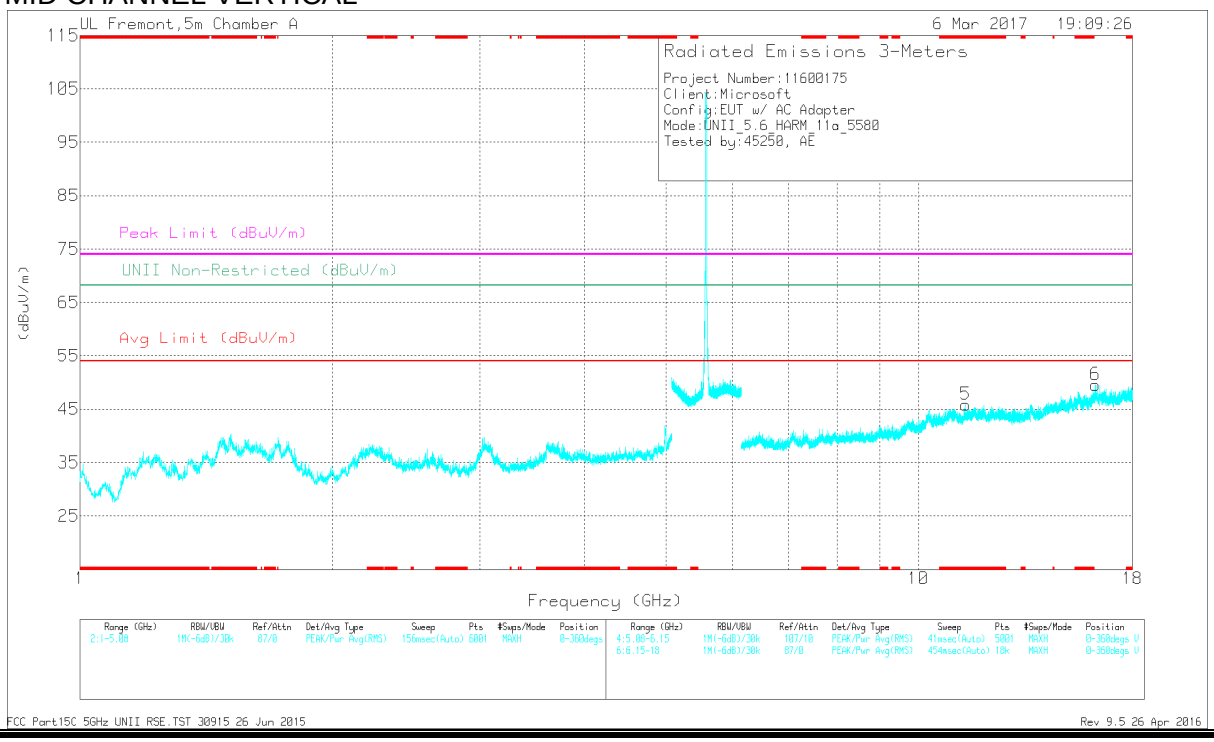

UL VERIFICATION SERVICES INC. FORM NO: CCSUP4701J
47173 BENICIA STREET, FREMONT, CA 94538, USA TEL: (510) 771-1000 FAX: (510) 661-0888
This report shall not be reproduced except in full, without the written approval of UL Verification Services Inc.

Marker	Frequency (GHz)	Meter Reading (dBuV)	Det	AF T711 (dB/m)	Amp/Cbl/Fltr/Pad (dB)	Corrected Reading (dBuV/m)	Avg Limit (dBuV/m)	Margin (dB)	Peak Limit (dBuV/m)	PK Margin (dB)	UNII Non-Restricted (dBuV/m)	PK Margin (dB)	Azimuth (Degs)	Height (cm)	Polarity
3	* 3.616	40.5	PK-U	33.1	-30.7	42.9	-	-	74	-31.1	-	-	249	191	H
	* 3.615	30.19	ADR	33.1	-30.7	32.59	54	-21.41	-	-	-	-	249	191	H
4	* 4.982	42.84	PK-U	34.1	-27.1	49.84	-	-	74	-24.16	-	-	290	121	H
	* 4.983	30.99	ADR	34.1	-27.1	37.99	54	-16.01	-	-	-	-	290	121	H
5	* 11.386	31.89	PK-U	38	-19.4	50.49	-	-	74	-23.51	-	-	315	198	V
	* 11.384	21.55	ADR	38	-19.4	40.15	54	-13.85	-	-	-	-	315	198	V
1	1.787	49.73	PK-U	30.2	-33	46.93	-	-	-	-	68.2	-21.27	210	165	H
2	3.036	50.04	PK-U	32.8	-31.8	51.04	-	-	-	-	68.2	-17.16	90	300	H
6	16.267	33.36	PK-U	41.3	-19.8	54.86	-	-	-	-	68.2	-13.34	265	146	V

* - indicates frequency in CFR47 Pt 15 / IC RSS-Restricted Band
PK-U - U-NII: Maximum Peak
ADR - U-NII AD primary method, RMS average

UL VERIFICATION SERVICES INC. FORM NO: CCSUP4701J
47173 BENICIA STREET, FREMONT, CA 94538, USA TEL: (510) 771-1000 FAX: (510) 661-0888
This report shall not be reproduced except in full, without the written approval of UL Verification Services Inc.

HIGH CHANNEL HORIZONTAL

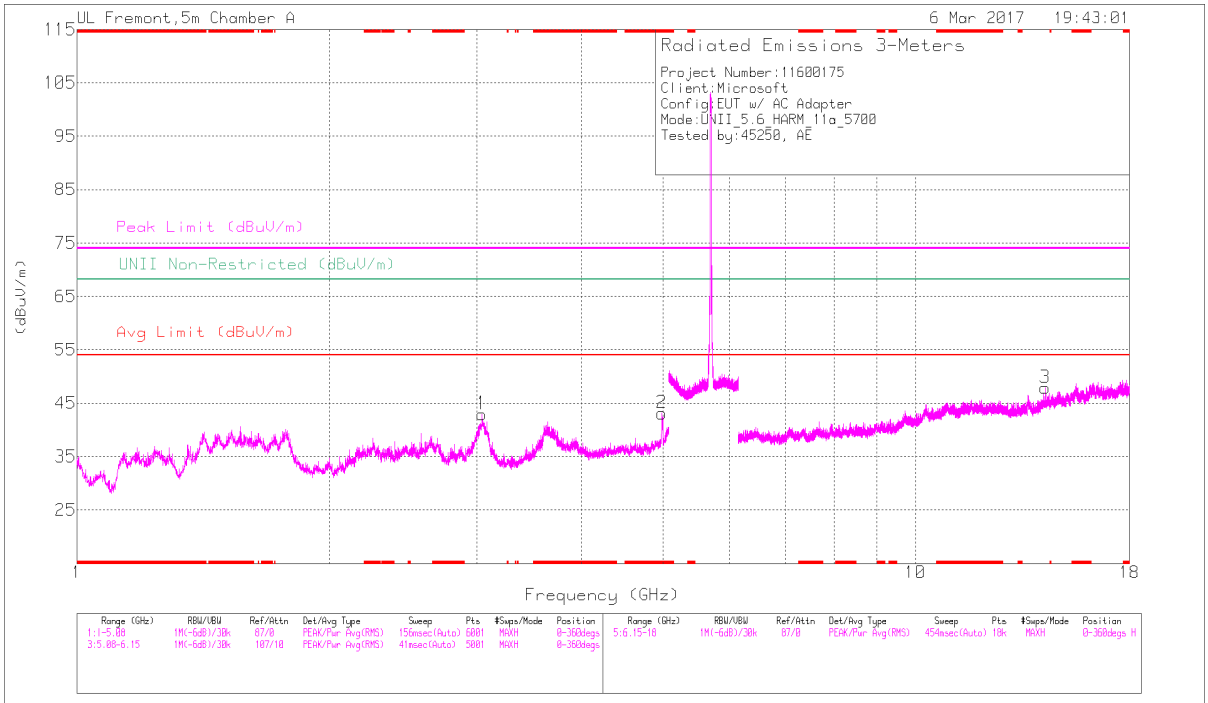

HIGH CHANNEL VERTICAL

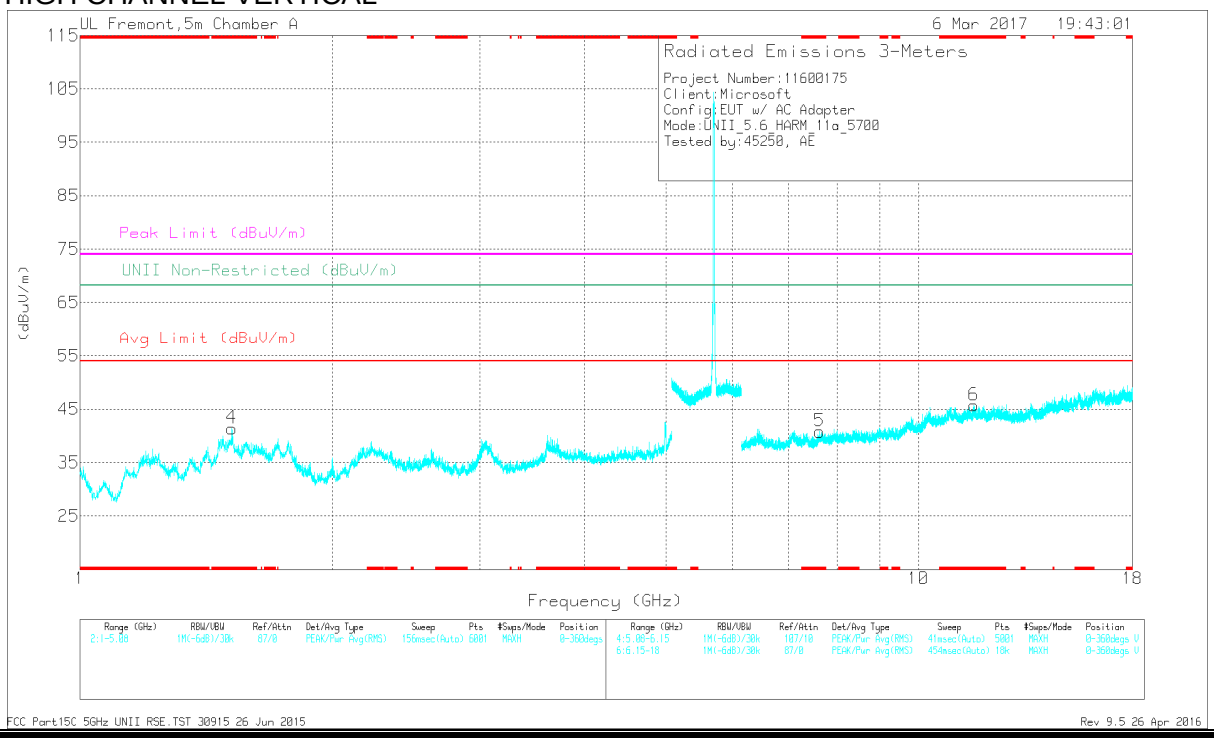

UL VERIFICATION SERVICES INC. FORM NO: CCSUP4701J
47173 BENICIA STREET, FREMONT, CA 94538, USA TEL: (510) 771-1000 FAX: (510) 661-0888
This report shall not be reproduced except in full, without the written approval of UL Verification Services Inc.

Marker	Frequency (GHz)	Meter Reading (dBuV)	Det	AF T711 (dB/m)	Amp/Cbl/Fltr/Pad (dB)	Corrected Reading (dBuV/m)	Avg Limit (dBuV/m)	Margin (dB)	Peak Limit (dBuV/m)	PK Margin (dB)	UNII Non-Restricted (dBuV/m)	PK Margin (dB)	Azimuth (Degs)	Height (cm)	Polarity
2	* 4.985	43.46	PK-U	34.1	-27	50.56	-	-	74	-23.44	-	-	295	117	H
	* 4.987	31.84	ADR	34.1	-27	38.94	54	-15.06	-	-	-	-	295	117	H
4	* 1.52	54.62	PK-U	28.1	-33.8	48.92	-	-	74	-25.08	-	-	266	193	V
	* 1.519	43.64	ADR	28.1	-33.8	37.94	54	-16.06	-	-	-	-	266	193	V
5	* 7.629	33.45	PK-U	35.6	-23.2	45.85	-	-	74	-28.15	-	-	314	135	V
	* 7.627	23.93	ADR	35.6	-23.2	36.33	54	-17.67	-	-	-	-	314	135	V
6	* 11.647	33.38	PK-U	38.2	-19.3	52.28	-	-	74	-21.72	-	-	359	244	V
	* 11.648	22.22	ADR	38.2	-19.3	41.12	54	-12.88	-	-	-	-	359	244	V
1	3.042	49.88	PK-U	32.8	-31.7	50.98	-	-	-	-	68.2	-17.22	89	299	H
3	14.278	33.45	PK-U	39.3	-20.6	52.15	-	-	-	-	68.2	-16.05	262	126	H

* - indicates frequency in CFR47 Pt 15 / IC RSS-Restricted Band
PK-U - U-NII: Maximum Peak
ADR - U-NII AD primary method, RMS average

UL VERIFICATION SERVICES INC. FORM NO: CCSUP4701J
47173 BENICIA STREET, FREMONT, CA 94538, USA TEL: (510) 771-1000 FAX: (510) 661-0888
This report shall not be reproduced except in full, without the written approval of UL Verification Services Inc.

HARMONICS AND SPURIOUS EMISSIONS

CHANNEL 144 HORIZONTAL

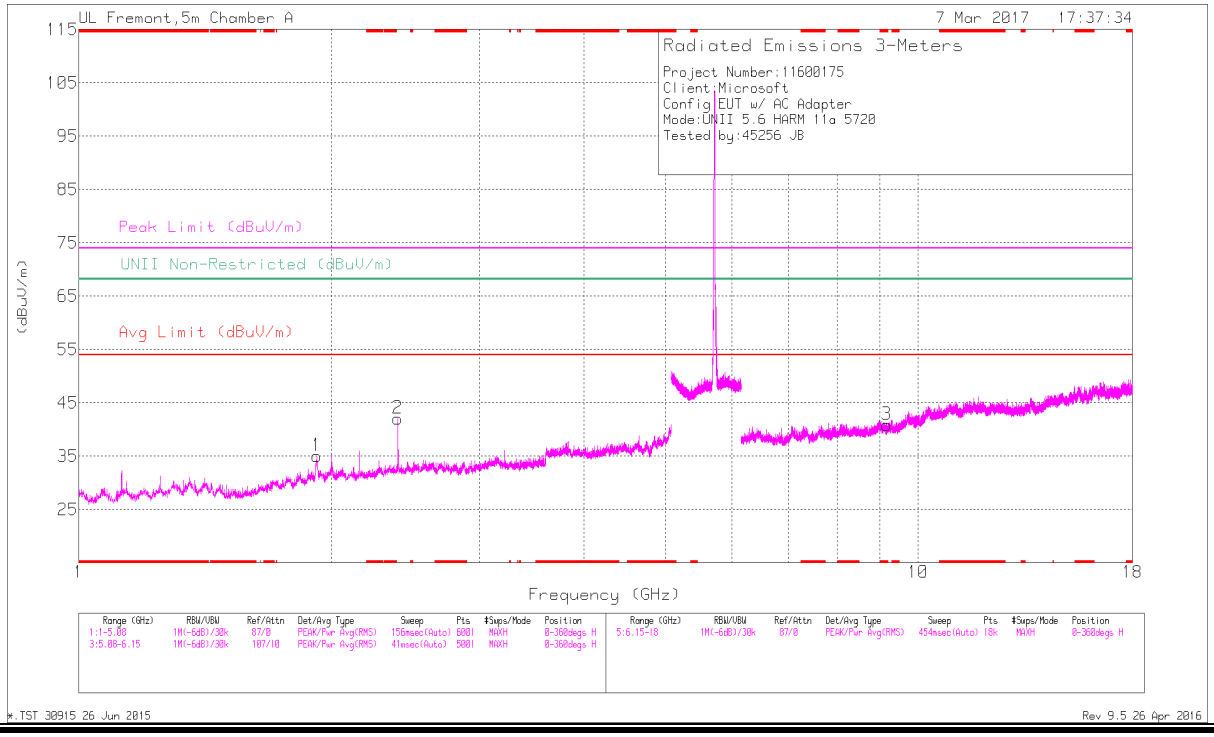

CHANNEL 144 VERTICAL

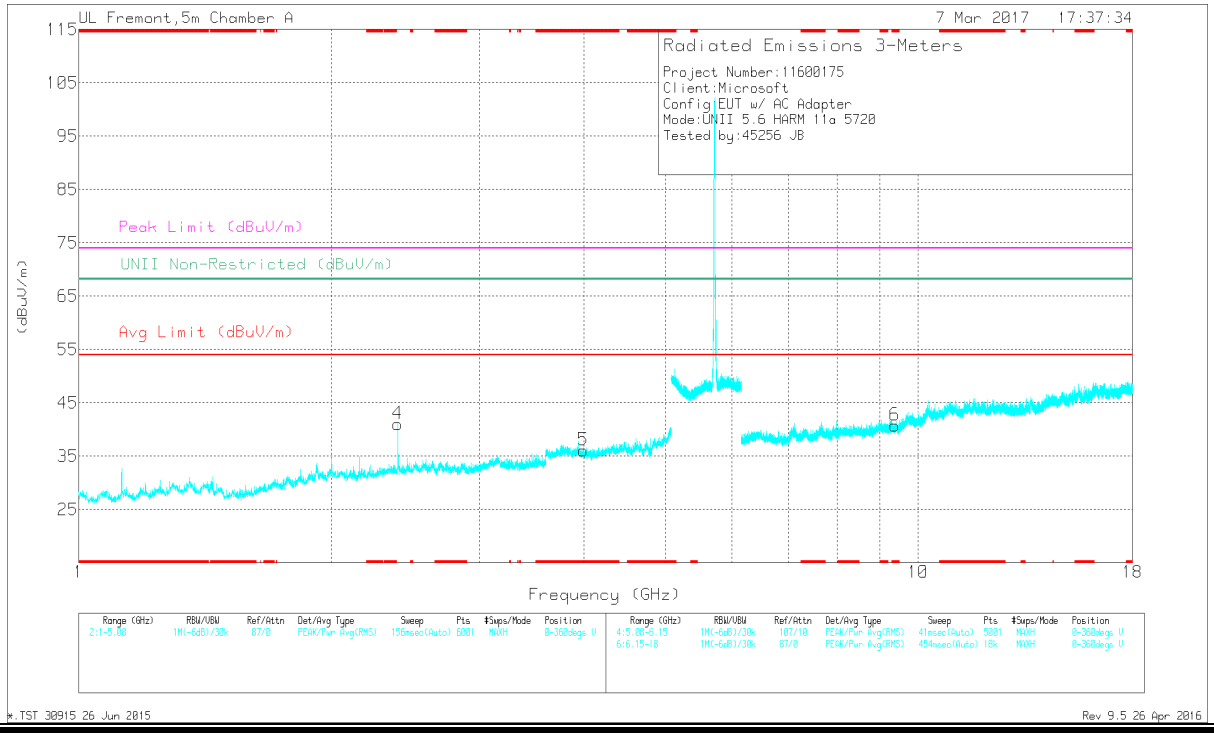

This report shall not be reproduced except in full, without the written approval of UL Verification Services Inc.

Marker	Frequency (GHz)	Meter Reading (dBuV)	Det	AF T711 (dB/m)	Amp/Cbl/Fltr/Pad (dB)	Corrected Reading (dBuV/m)	Avg Limit (dBuV/m)	Margin (dB)	Peak Limit (dBuV/m)	PK Margin (dB)	UNII Non-Restricted (dBuV/m)	PK Margin (dB)	Azimuth (Degs)	Height (cm)	Polarity
5	* 3.989	38.22	PK-U	33.4	-29.7	41.92	-	-	74	-32.08	-	-	154	172	V
	* 3.989	27.73	ADR	33.4	-29.7	31.43	54	-22.57	-	-	-	-	154	172	V
3	* 9.169	33.98	PK-U	36.1	-22.8	47.28	-	-	74	-26.72	-	-	274	169	H
	* 9.167	22.8	ADR	36.1	-22.8	36.1	54	-17.9	-	-	-	-	274	169	H
6	* 9.379	32.86	PK-U	36.3	-22.7	46.46	-	-	74	-27.54	-	-	31	178	V
	* 9.38	22.57	ADR	36.3	-22.7	36.17	54	-17.83	-	-	-	-	31	178	V
1	1.919	50.41	PK-U	31.3	-33.3	48.41	-	-	-	-	68.2	-19.79	193	134	H
2	2.4	46.41	PK-U	32.1	-32.3	46.21	-	-	-	-	68.2	-21.99	204	132	V
4	2.401	46.2	PK-U	32.1	-32.2	46.1	-	-	-	-	68.2	-22.1	190	125	H

* - indicates frequency in CFR47 Pt 15 / IC RSS-Restricted Band
PK-U - U-NII: Maximum Peak
ADR - U-NII AD primary method, RMS average

UL VERIFICATION SERVICES INC. FORM NO: CCSUP4701J
47173 BENICIA STREET, FREMONT, CA 94538, USA TEL: (510) 771-1000 FAX: (510) 661-0888
This report shall not be reproduced except in full, without the written approval of UL Verification Services Inc.

10.1.10. 11n HT20 2TX MODE IN THE 5.6GHz BAND

RESTRICTED BANDEDGE (LOW CHANNEL)

LOW CHANNEL HORIZONTAL

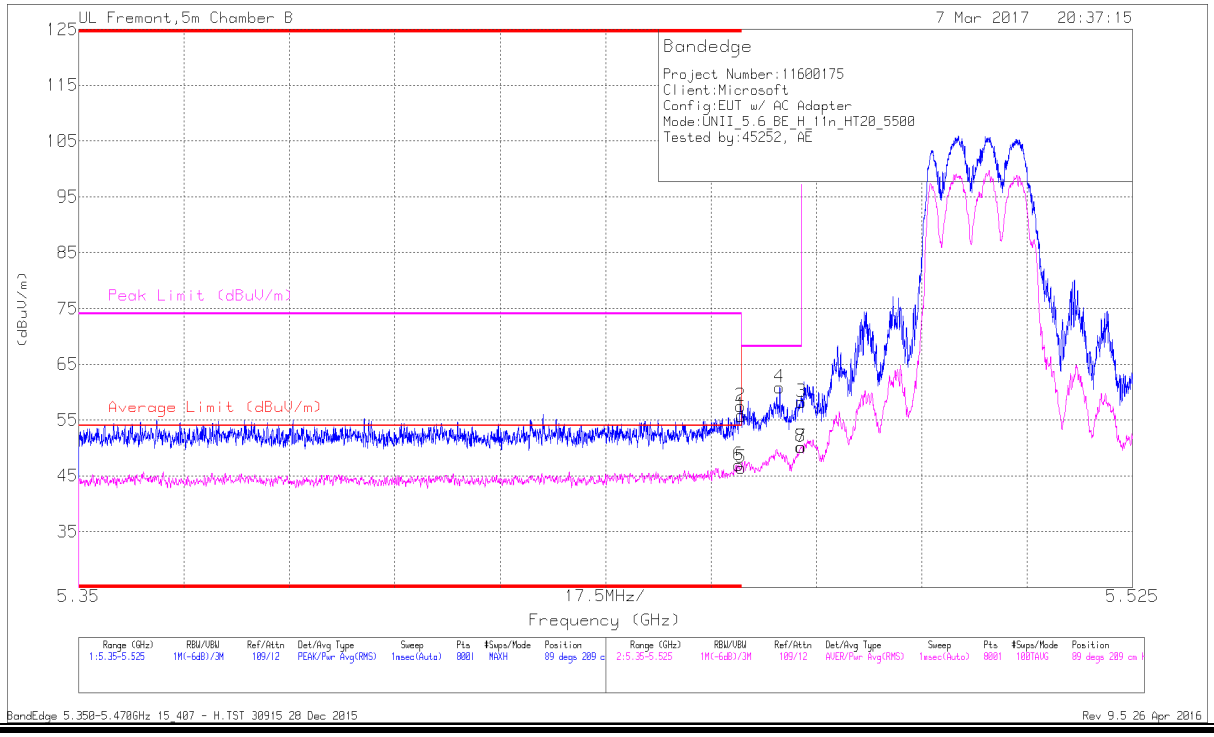

Marker	Frequency (GHz)	Meter Reading (dBuV)	Det	AF T345 (dB/m)	Amp/Cbl/Fltr/Pad (dB)	Corrected Reading (dBuV/m)	Average Limit (dBuV/m)	Margin (dB)	Peak Limit (dBuV/m)	PK Margin (dB)	Azimuth (Degs)	Height (cm)	Polarity
1	* 5.46	40.22	Pk	34.5	-18.9	55.82	-	-	74	-18.18	89	209	H
2	* 5.46	41.88	Pk	34.5	-18.9	57.48	-	-	74	-16.52	89	209	H
5	* 5.46	30.83	RMS	34.5	-18.9	46.43	54	-7.57	-	-	89	209	H
6	* 5.46	31.3	RMS	34.5	-18.9	46.9	54	-7.1	-	-	89	209	H
4	5.466	45.54	Pk	34.5	-19.2	60.84	-	-	68.2	-7.36	89	209	H
3	5.47	42.89	Pk	34.5	-19.1	58.29	-	-	68.2	-9.91	89	209	H
7	5.47	34.76	RMS	34.5	-19.1	50.16	-	-	-	-	89	209	H
8	5.47	34.73	RMS	34.5	-19.1	50.13	-	-	-	-	89	209	H

* - indicates frequency in CFR47 Pt 15 / IC RSS-Restricted Band
Pk - Peak detector
RMS - RMS detection

UL VERIFICATION SERVICES INC. FORM NO: CCSUP4701J
47173 BENICIA STREET, FREMONT, CA 94538, USA TEL: (510) 771-1000 FAX: (510) 661-0888
This report shall not be reproduced except in full, without the written approval of UL Verification Services Inc.

LOW CHANNEL VERTICAL

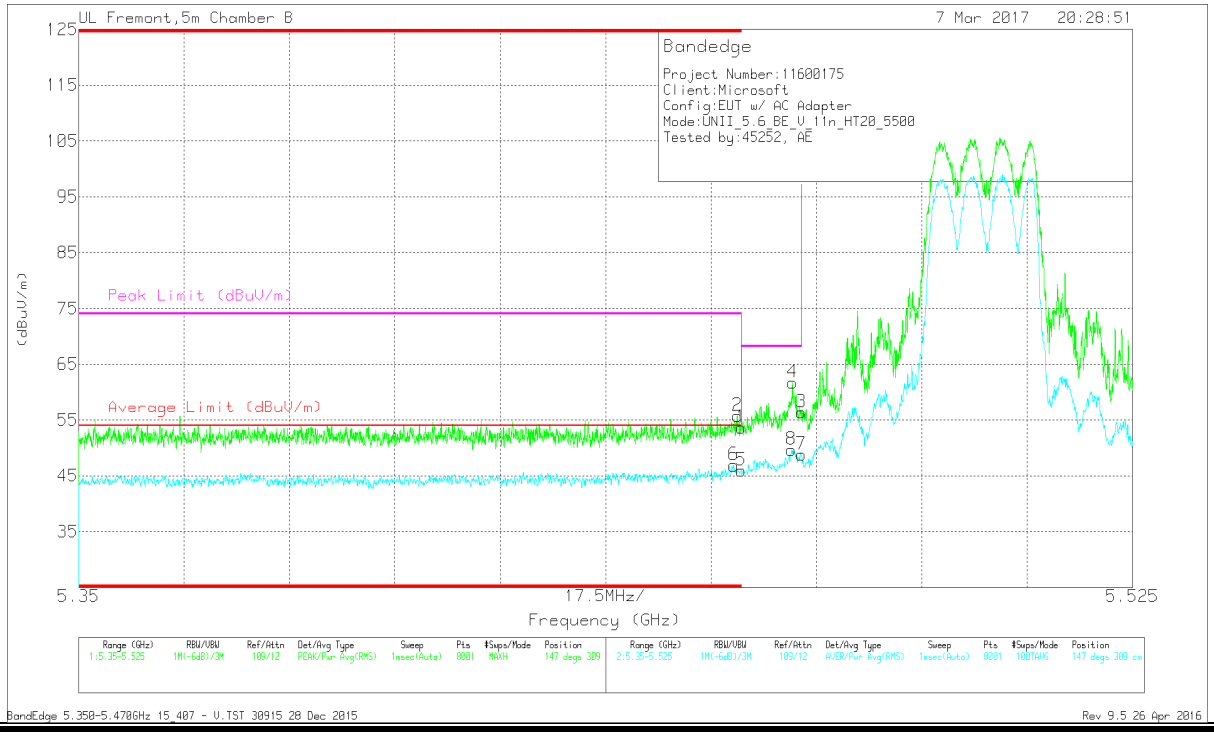

Marker	Frequency (GHz)	Meter Reading (dBuV)	Det	AF T345 (dB/m)	Amp/Cbl/Fltr/Pad (dB)	Corrected Reading (dBuV/m)	Average Limit (dBuV/m)	Margin (dB)	Peak Limit (dBuV/m)	PK Margin (dB)	Azimuth (Degs)	Height (cm)	Polarity
2	* 5.459	40.1	Pk	34.5	-18.9	55.7	-	-	74	-18.3	147	309	V
6	* 5.459	31.28	RMS	34.5	-18.9	46.88	54	-7.12	-	-	147	309	V
1	* 5.46	38.02	Pk	34.5	-18.9	53.62	-	-	74	-20.38	147	309	V
5	* 5.46	30.31	RMS	34.5	-18.9	45.91	54	-8.09	-	-	147	309	V
8	5.468	34.32	RMS	34.5	-19.2	49.62	-	-	-	-	147	309	V
4	5.469	46.42	Pk	34.5	-19.2	61.72	-	-	68.2	-6.48	147	309	V
3	5.47	40.99	Pk	34.5	-19.1	56.39	-	-	68.2	-11.81	147	309	V
7	5.47	33.43	RMS	34.5	-19.1	48.83	-	-	-	-	147	309	V

* - indicates frequency in CFR47 Pt 15 / IC RSS-Restricted Band
Pk - Peak detector
RMS - RMS detection

UL VERIFICATION SERVICES INC. FORM NO: CCSUP4701J
47173 BENICIA STREET, FREMONT, CA 94538, USA TEL: (510) 771-1000 FAX: (510) 661-0888
This report shall not be reproduced except in full, without the written approval of UL Verification Services Inc.

AUTHORIZED BANDEDGE (HIGH CHANNEL)

HIGH CHANNEL HORIZONTAL

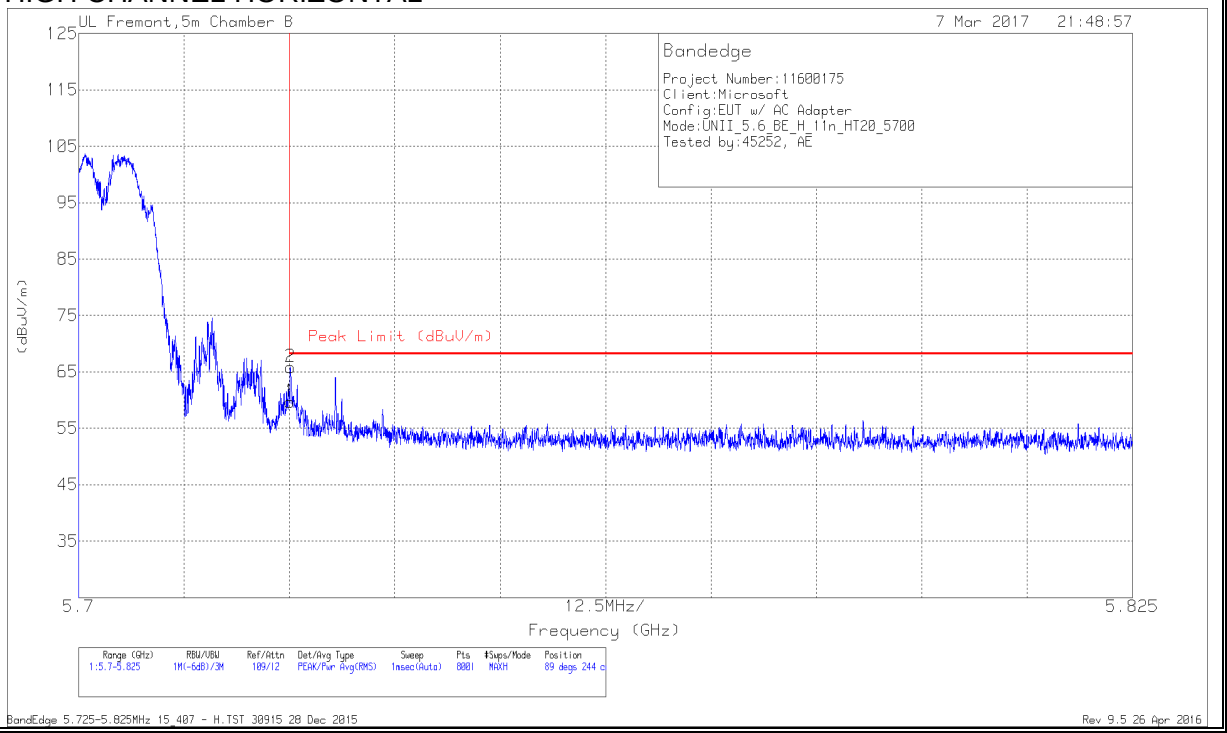

Marker	Frequency (GHz)	Meter Reading (dBuV)	Det	AF T345 (dB/m)	Amp/Cbl/Fltr/Pad (dB)	Corrected Reading (dBuV/m)	Peak Limit (dBuV/m)	PK Margin (dB)	Azimuth (Degs)	Height (cm)	Polarity
1	5.725	44.42	Pk	34.9	-19.6	59.72	68.2	-8.48	89	244	H
2	5.725	50.51	Pk	34.9	-19.6	65.81	68.2	-2.39	89	244	H

Pk - Peak detector

This report shall not be reproduced except in full, without the written approval of UL Verification Services Inc.

HIGH CHANNEL VERTICAL

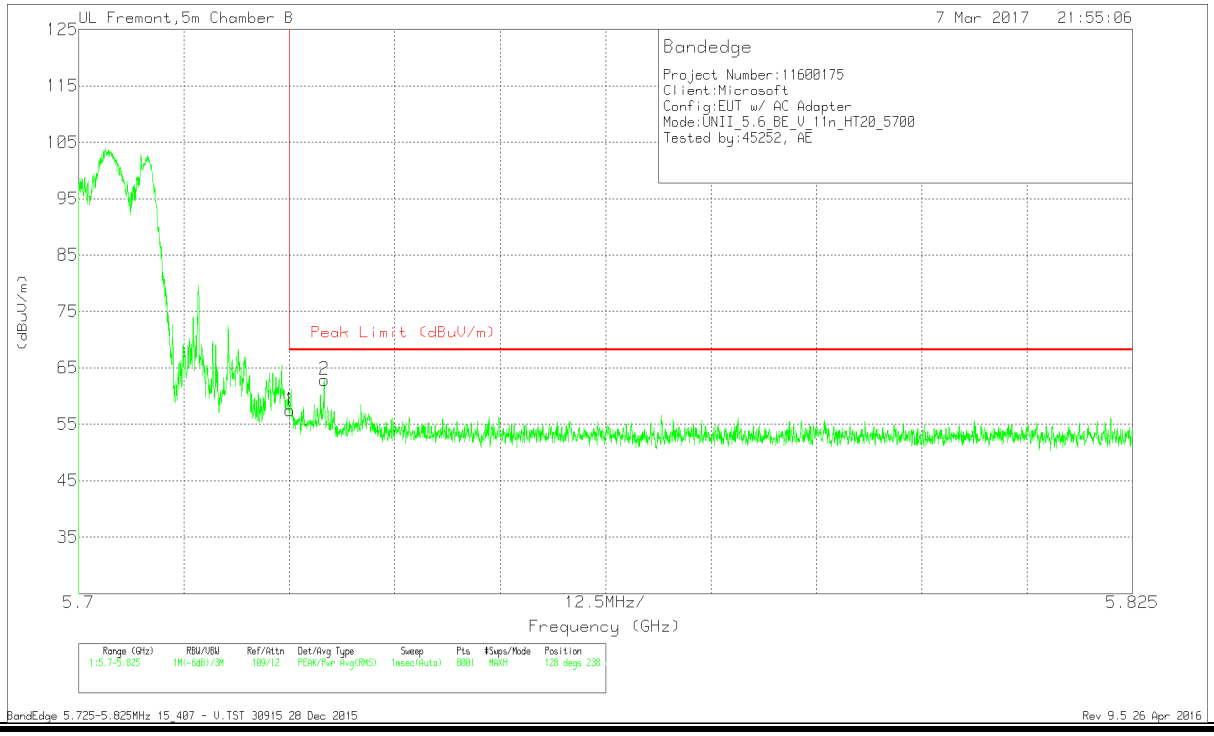

Marker	Frequency (GHz)	Meter Reading (dBuV)	Det	AF T345 (dB/m)	Amp/Cbl/Fltr/Pad (dB)	Corrected Reading (dBuV/m)	Peak Limit (dBuV/m)	PK Margin (dB)	Azimuth (Degs)	Height (cm)	Polarity
1	5.725	42.18	Pk	34.9	-19.6	57.48	68.2	-10.72	128	238	V
2	5.729	47.62	Pk	34.9	-19.6	62.92	68.2	-5.28	128	238	V

Pk - Peak detector

UL VERIFICATION SERVICES INC. FORM NO: CCSUP4701J
47173 BENICIA STREET, FREMONT, CA 94538, USA TEL: (510) 771-1000 FAX: (510) 661-0888
This report shall not be reproduced except in full, without the written approval of UL Verification Services Inc.

HARMONICS AND SPURIOUS EMISSIONS

LOW CHANNEL HORIZONTAL

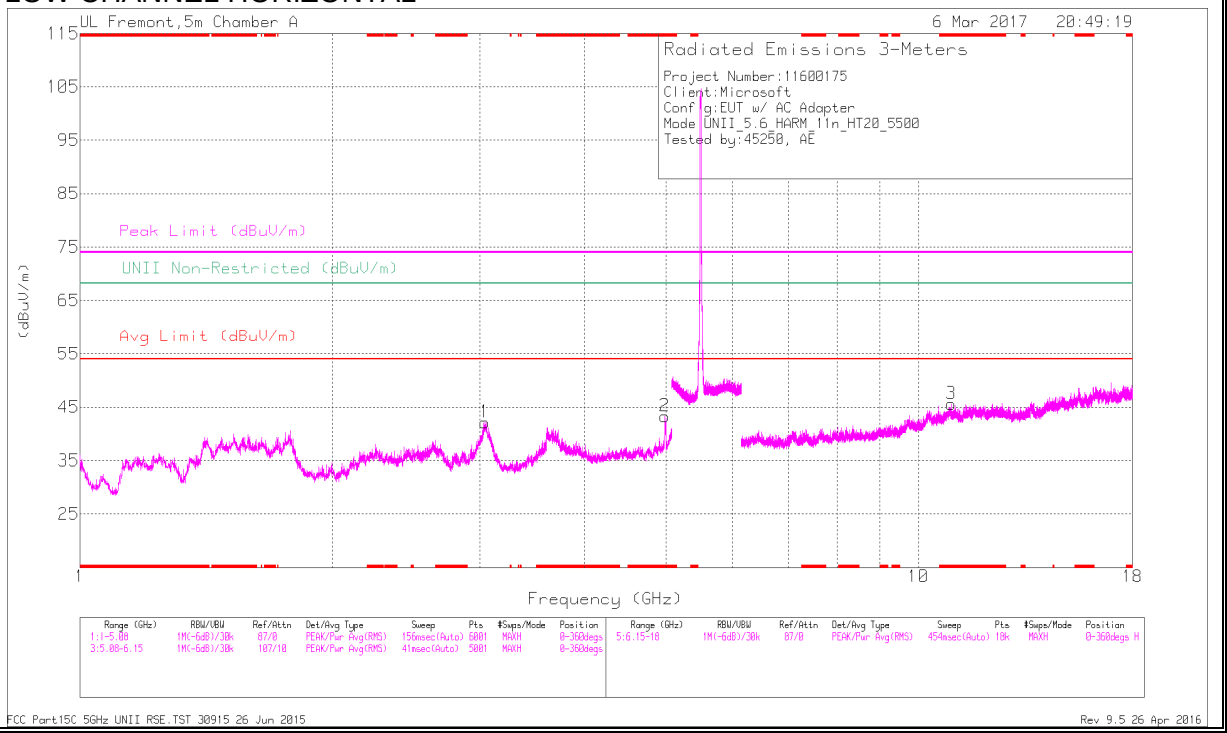

LOW CHANNEL VERTICAL

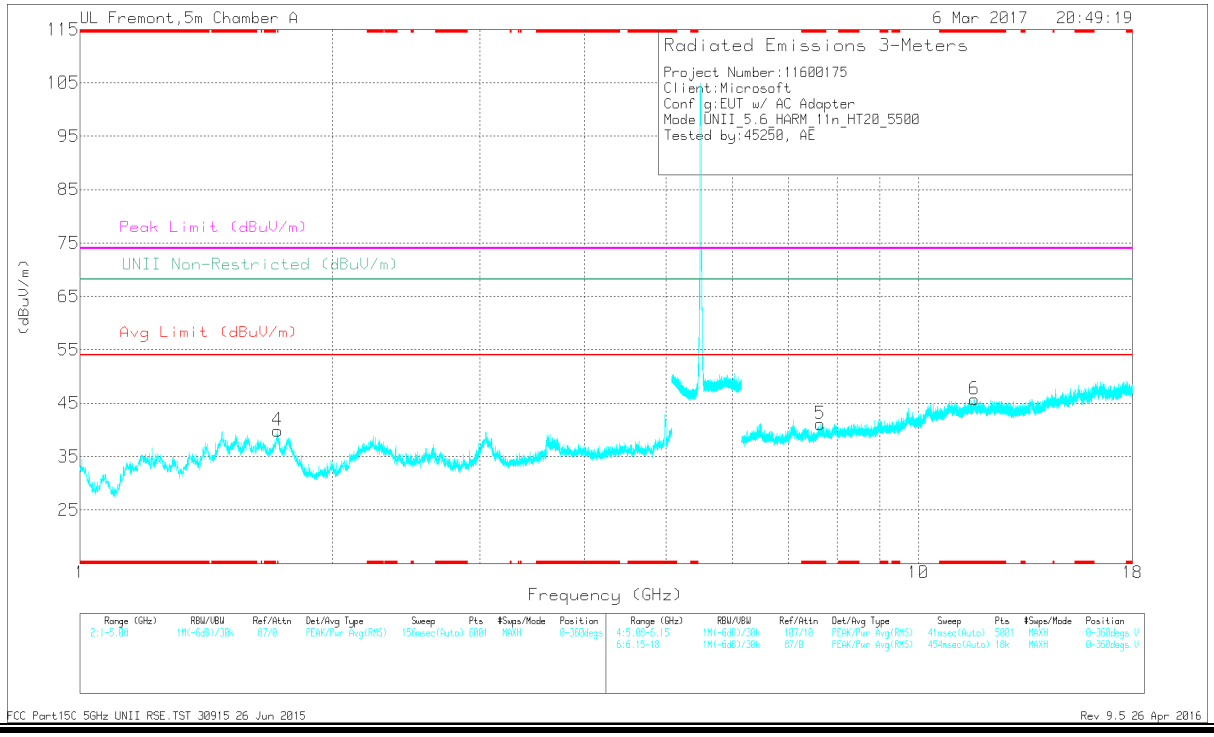

This report shall not be reproduced except in full, without the written approval of UL Verification Services Inc.

Marker	Frequency (GHz)	Meter Reading (dBuV)	Det	AF T711 (dB/m)	Amp/Cbl/Fltr/Pad (dB)	Corrected Reading (dBuV/m)	Avg Limit (dBuV/m)	Margin (dB)	Peak Limit (dBuV/m)	PK Margin (dB)	UNII Non-Restricted (dBuV/m)	PK Margin (dB)	Azimuth (Degs)	Height (cm)	Polarity
2	* 4.986	43.04	PK-U	34.1	-27	50.14	-	-	74	-23.86	-	-	295	118	H
	* 4.985	32.1	ADR	34.1	-27	39.2	54	-14.8	-	-	-	-	295	118	H
4	* 1.721	50.65	PK-U	29.5	-33	47.15	-	-	74	-26.85	-	-	54	103	V
	* 1.72	39.92	ADR	29.5	-33	36.42	54	-17.58	-	-	-	-	54	103	V
3	* 10.942	33.65	PK-U	37.8	-19.8	51.65	-	-	74	-22.35	-	-	264	184	H
	* 10.942	22.58	ADR	37.8	-19.8	40.58	54	-13.42	-	-	-	-	264	184	H
5	* 7.64	33.29	PK-U	35.6	-23.3	45.59	-	-	74	-28.41	-	-	345	136	V
	* 7.641	23.85	ADR	35.6	-23.4	36.05	54	-17.95	-	-	-	-	345	136	V
6	* 11.664	33.16	PK-U	38.2	-19.4	51.96	-	-	74	-22.04	-	-	71	215	V
	* 11.66	22.26	ADR	38.2	-19.3	41.16	54	-12.84	-	-	-	-	71	215	V
1	3.038	50.48	PK-U	32.8	-31.8	51.48	-	-	-	-	68.2	-16.72	89	300	H

* - indicates frequency in CFR47 Pt 15 / IC RSS-Restricted Band
PK-U - U-NII: Maximum Peak
ADR - U-NII AD primary method, RMS average

UL VERIFICATION SERVICES INC. FORM NO: CCSUP4701J
47173 BENICIA STREET, FREMONT, CA 94538, USA TEL: (510) 771-1000 FAX: (510) 661-0888
This report shall not be reproduced except in full, without the written approval of UL Verification Services Inc.

MID CHANNEL HORIZONTAL

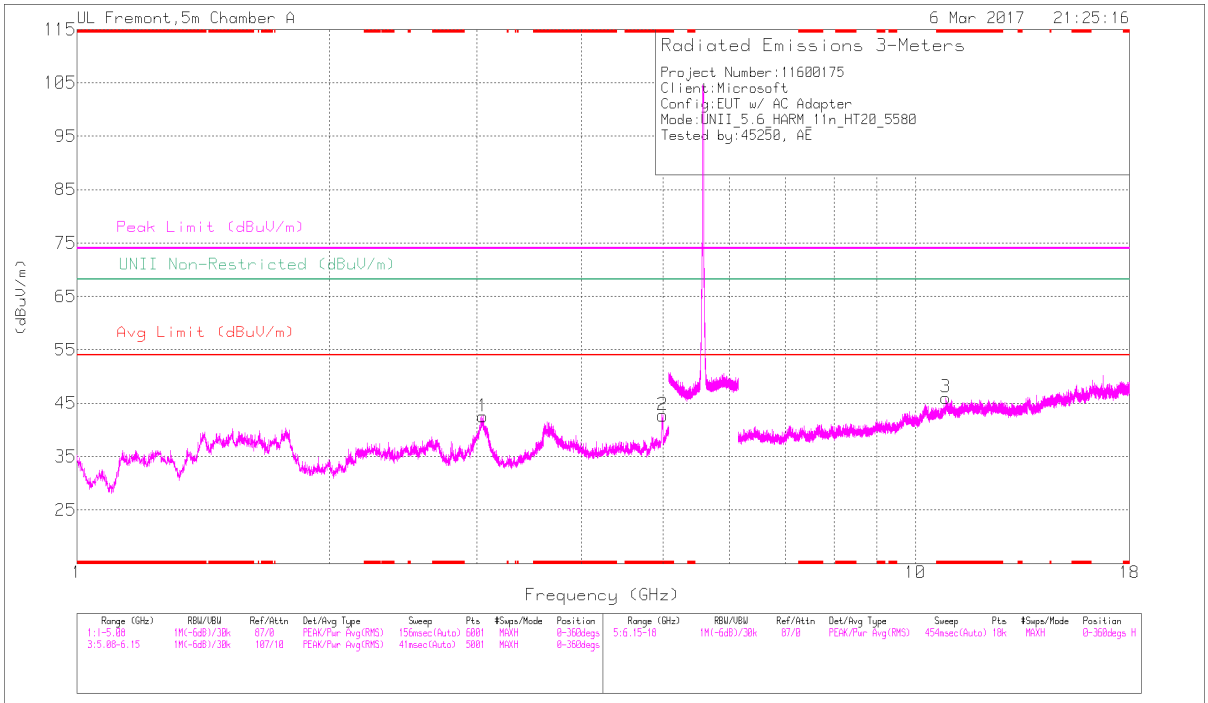

MID CHANNEL VERTICAL

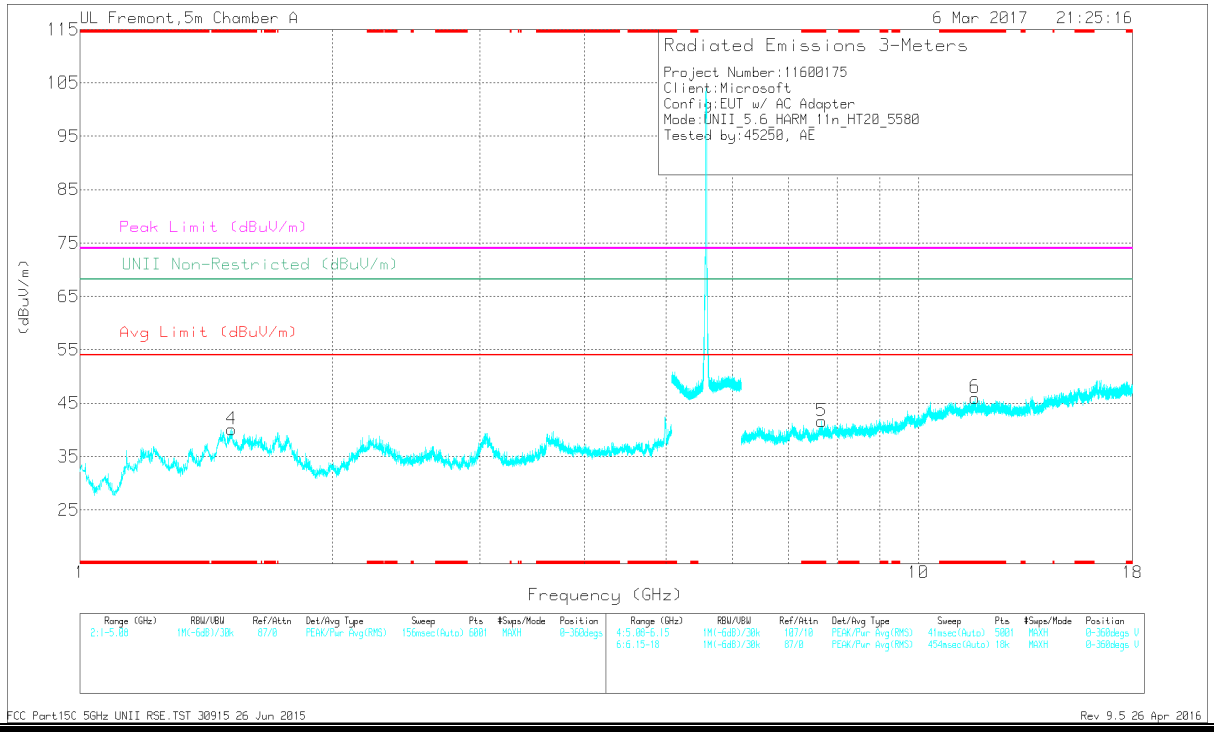

UL VERIFICATION SERVICES INC. FORM NO: CCSUP4701J
47173 BENICIA STREET, FREMONT, CA 94538, USA TEL: (510) 771-1000 FAX: (510) 661-0888
This report shall not be reproduced except in full, without the written approval of UL Verification Services Inc.

Marker	Frequency (GHz)	Meter Reading (dBuV)	Det	AF T711 (dB/m)	Amp/Cbl/Fltr/Pad (dB)	Corrected Reading (dBuV/m)	Avg Limit (dBuV/m)	Margin (dB)	Peak Limit (dBuV/m)	PK Margin (dB)	UNII Non-Restricted (dBuV/m)	PK Margin (dB)	Azimuth (Degs)	Height (cm)	Polarity
2	* 4.997	43.72	PK-U	34.1	-27.3	50.52	-	-	74	-23.48	-	-	294	119	H
	* 4.995	31.44	ADR	34.1	-27.2	38.34	54	-15.66	-	-	-	-	294	119	H
4	* 1.517	54.48	PK-U	28.1	-33.8	48.78	-	-	74	-25.22	-	-	261	193	V
	* 1.518	43.64	ADR	28.1	-33.8	37.94	54	-16.06	-	-	-	-	261	193	V
3	* 10.873	31.94	PK-U	37.9	-19.5	50.34	-	-	74	-23.66	-	-	249	102	H
	* 10.873	22.15	ADR	37.9	-19.5	40.55	54	-13.45	-	-	-	-	249	102	H
5	* 7.667	34.35	PK-U	35.6	-23.5	46.45	-	-	74	-27.55	-	-	329	219	V
	* 7.671	24.09	ADR	35.6	-23.4	36.29	54	-17.71	-	-	-	-	329	219	V
6	* 11.681	32.91	PK-U	38.2	-19.7	51.41	-	-	74	-22.59	-	-	36	267	V
	* 11.68	22.29	ADR	38.2	-19.7	40.79	54	-13.21	-	-	-	-	36	267	V
1	3.05	49.09	PK-U	32.8	-31.5	50.39	-	-	-	-	68.2	-17.81	88	302	H

* - indicates frequency in CFR47 Pt 15 / IC RSS-Restricted Band
PK-U - U-NII: Maximum Peak
ADR - U-NII AD primary method, RMS average

UL VERIFICATION SERVICES INC. FORM NO: CCSUP4701J
47173 BENICIA STREET, FREMONT, CA 94538, USA TEL: (510) 771-1000 FAX: (510) 661-0888
This report shall not be reproduced except in full, without the written approval of UL Verification Services Inc.

HIGH CHANNEL HORIZONTAL

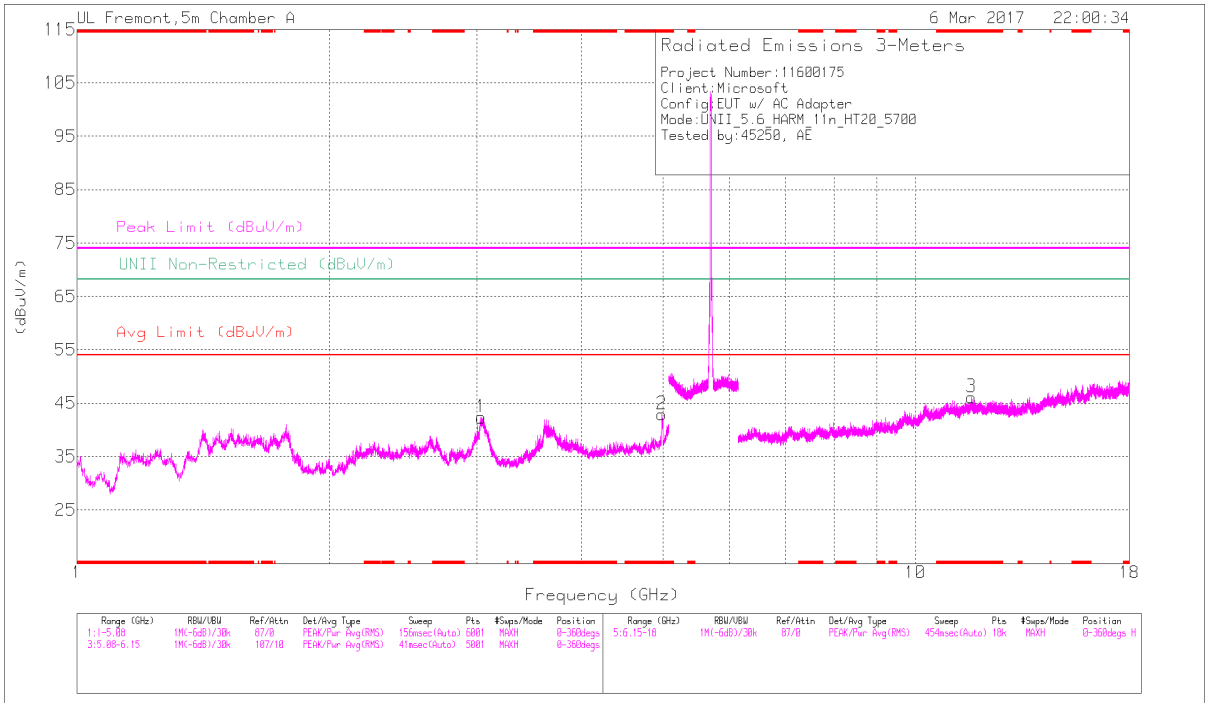

HIGH CHANNEL VERTICAL

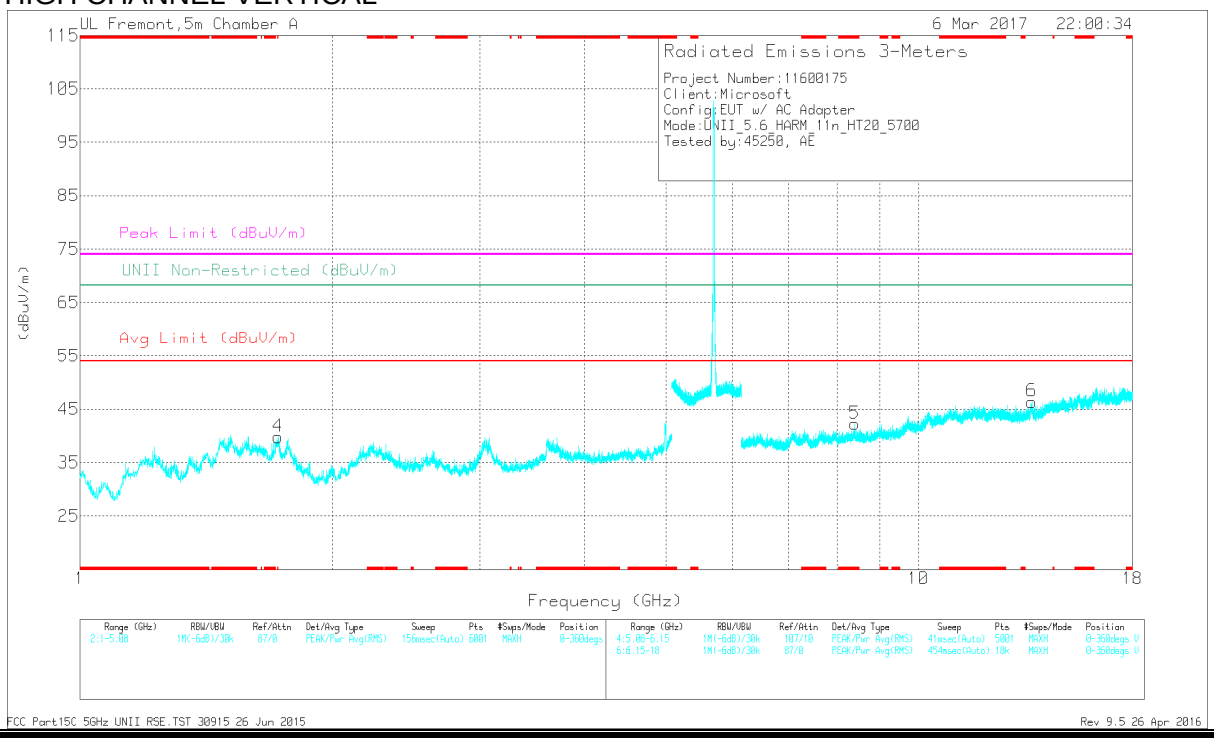

UL VERIFICATION SERVICES INC. FORM NO: CCSUP4701J
47173 BENICIA STREET, FREMONT, CA 94538, USA TEL: (510) 771-1000 FAX: (510) 661-0888
This report shall not be reproduced except in full, without the written approval of UL Verification Services Inc.

Marker	Frequency (GHz)	Meter Reading (dBuV)	Det	AF T711 (dB/m)	Amp/Cbl/Fltr/Pad (dB)	Corrected Reading (dBuV/m)	Avg Limit (dBuV/m)	Margin (dB)	Peak Limit (dBuV/m)	PK Margin (dB)	UNII Non-Restricted (dBuV/m)	PK Margin (dB)	Azimuth (Degs)	Height (cm)	Polarity
2	* 4.987	43.32	PK-U	34.1	-27	50.42	-	-	74	-23.58	-	-	294	118	H
	* 4.987	31.75	ADR	34.1	-27	38.85	54	-15.15	-	-	-	-	294	118	H
3	* 11.657	32.45	PK-U	38.2	-19.2	51.45	-	-	74	-22.55	-	-	258	247	H
	* 11.657	22.28	ADR	38.2	-19.2	41.28	54	-12.72	-	-	-	-	258	247	H
5	* 8.396	33.68	PK-U	35.7	-23.3	46.08	-	-	74	-27.92	-	-	349	220	V
	* 8.396	24	ADR	35.7	-23.3	36.4	54	-17.6	-	-	-	-	349	220	V
4	1.723	49.61	PK-U	29.5	-33.1	46.01	-	-	-	-	68.2	-22.19	45	107	V
1	3.037	51.21	PK-U	32.8	-31.8	52.21	-	-	-	-	68.2	-15.99	90	300	H
6	13.652	33.46	PK-U	38.7	-20.9	51.26	-	-	-	-	68.2	-16.94	109	182	V

* - indicates frequency in CFR47 Pt 15 / IC RSS-Restricted Band
PK-U - U-NII: Maximum Peak
ADR - U-NII AD primary method, RMS average

UL VERIFICATION SERVICES INC. FORM NO: CCSUP4701J
47173 BENICIA STREET, FREMONT, CA 94538, USA TEL: (510) 771-1000 FAX: (510) 661-0888
This report shall not be reproduced except in full, without the written approval of UL Verification Services Inc.

CHANNEL 144 HORIZONTAL

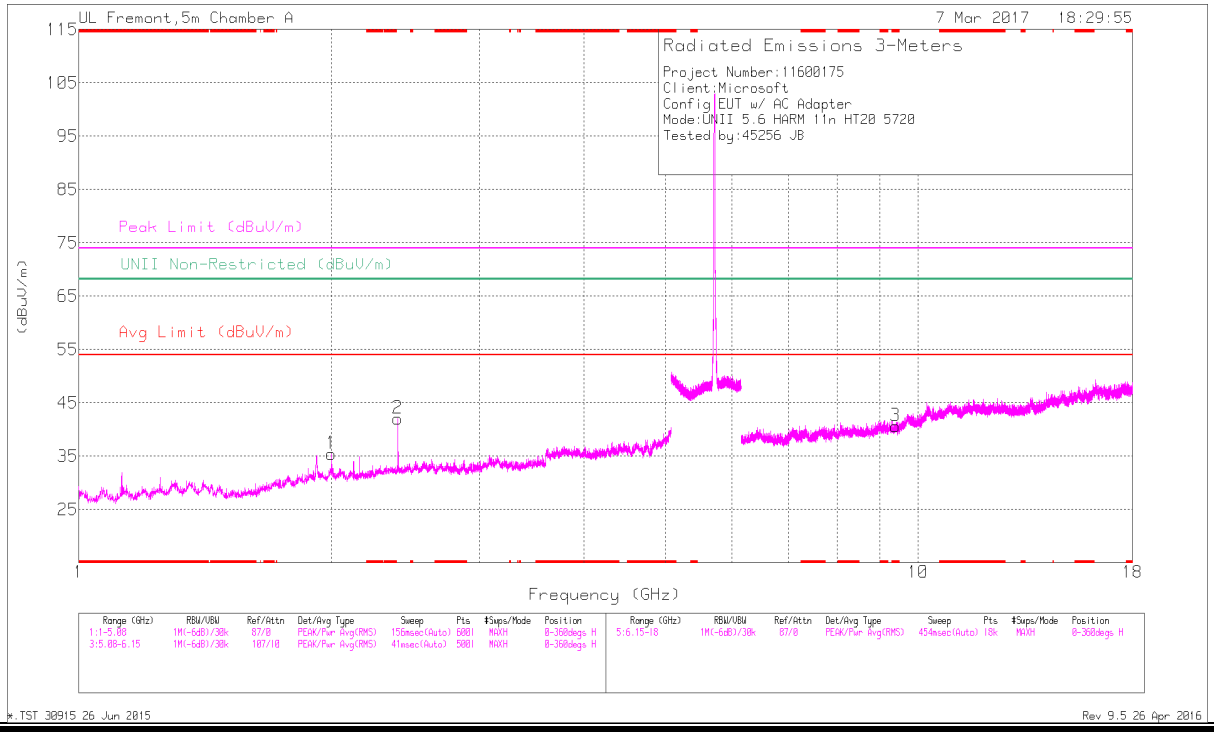

CHANNEL 144 VERTICAL

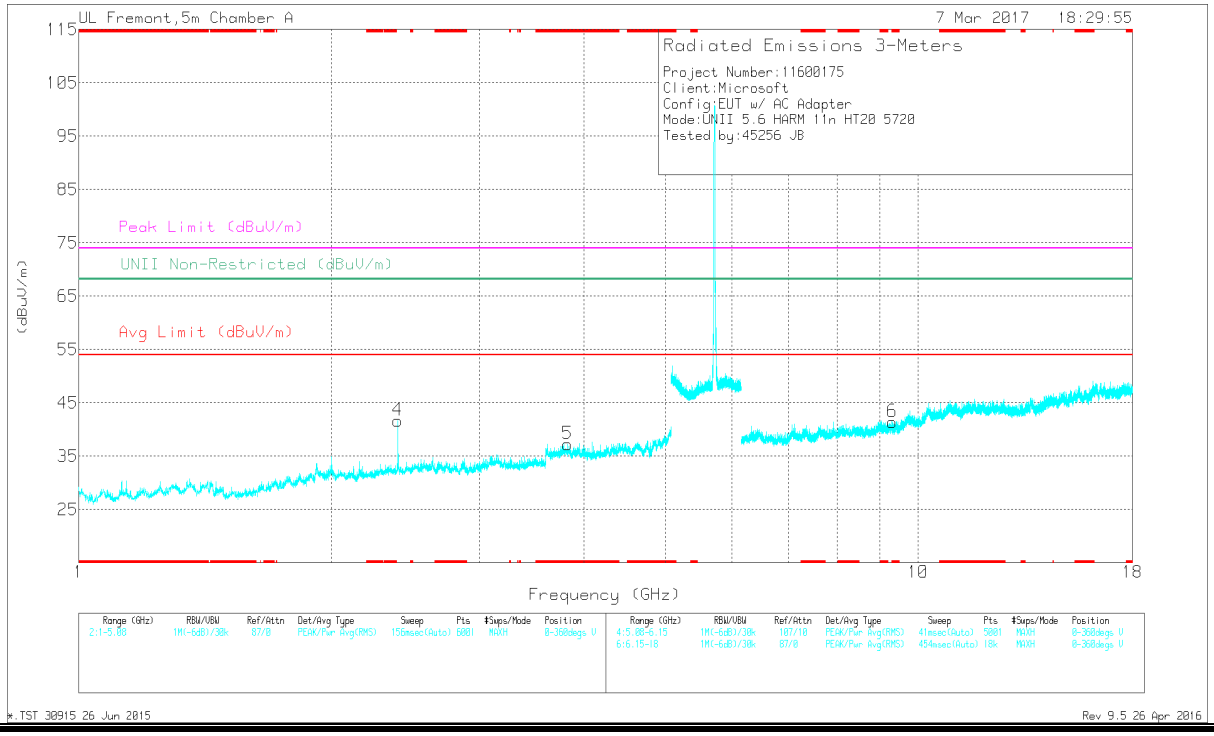

UL VERIFICATION SERVICES INC. FORM NO: CCSUP4701J
47173 BENICIA STREET, FREMONT, CA 94538, USA TEL: (510) 771-1000 FAX: (510) 661-0888
This report shall not be reproduced except in full, without the written approval of UL Verification Services Inc.

Marker	Frequency (GHz)	Meter Reading (dBuV)	Det	AF T711 (dB/m)	Amp/Cbl/Fltr/Pad (dB)	Corrected Reading (dBuV/m)	Avg Limit (dBuV/m)	Margin (dB)	Peak Limit (dBuV/m)	PK Margin (dB)	UNII Non-Restricted (dBuV/m)	PK Margin (dB)	Azimuth (Degs)	Height (cm)	Polarity
5	* 3.827	39.31	PK-U	33.2	-29.9	42.61	-	-	74	-31.39	-	-	281	232	V
	* 3.827	28.36	ADR	33.2	-29.9	31.66	54	-22.34	-	-	-	-	281	232	V
3	* 9.399	33.52	PK-U	36.3	-22.6	47.22	-	-	74	-26.78	-	-	186	292	H
	* 9.396	22.69	ADR	36.3	-22.6	36.39	54	-17.61	-	-	-	-	186	292	H
6	* 9.314	33.96	PK-U	36.2	-22.4	47.76	-	-	74	-26.24	-	-	285	322	V
	* 9.314	22.75	ADR	36.2	-22.4	36.55	54	-17.45	-	-	-	-	285	322	V
1	2	42.55	PK-U	31.4	-32.5	41.45	-	-	-	-	68.2	-26.75	104	160	H
2	2.401	45.85	PK-U	32.1	-32.2	45.75	-	-	-	-	68.2	-22.45	60	198	H
4	2.401	47.5	PK-U	32.1	-32.2	47.4	-	-	-	-	68.2	-20.8	201	133	V

* - indicates frequency in CFR47 Pt 15 / IC RSS-Restricted Band
PK-U - U-NII: Maximum Peak
ADR - U-NII AD primary method, RMS average

UL VERIFICATION SERVICES INC. FORM NO: CCSUP4701J
47173 BENICIA STREET, FREMONT, CA 94538, USA TEL: (510) 771-1000 FAX: (510) 661-0888
This report shall not be reproduced except in full, without the written approval of UL Verification Services Inc.

10.1.11. 11n HT40 2TX MODE IN THE 5.6GHz BAND

RESTRICTED BANDEDGE (LOW CHANNEL)

LOW CHANNEL HORIZONTAL

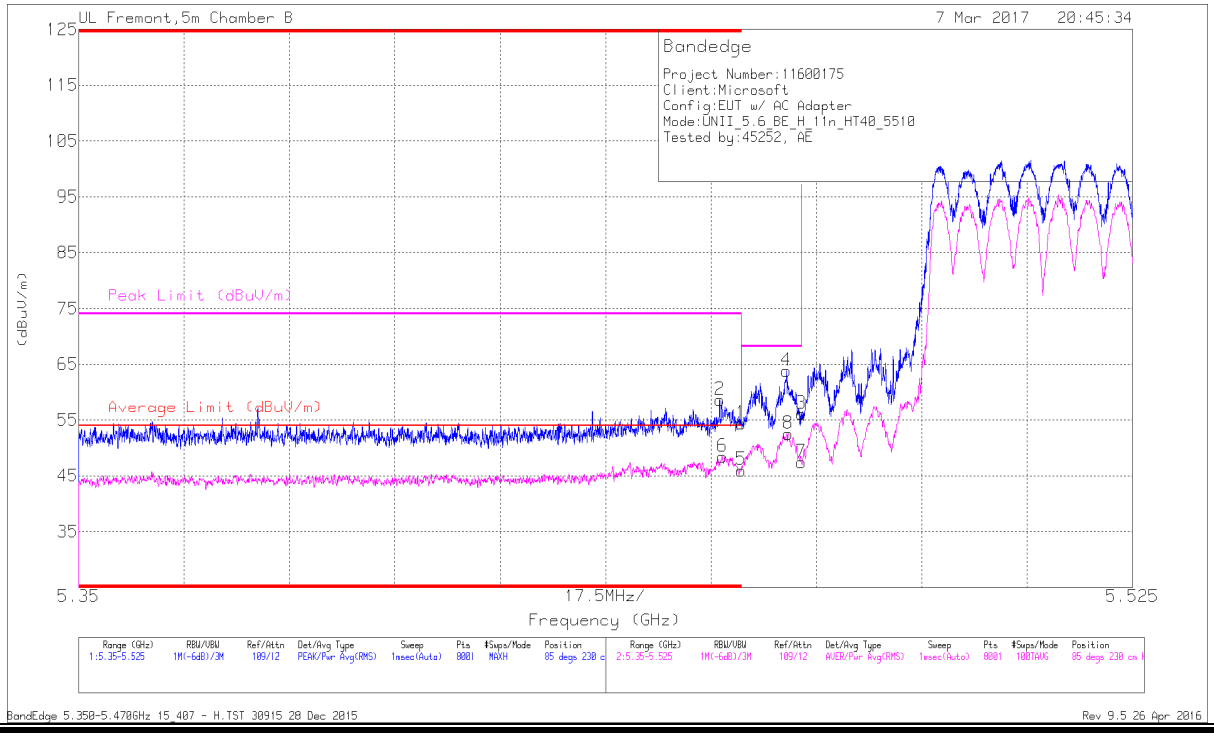

Marker	Frequency (GHz)	Meter Reading (dBuV)	Det	AF T345 (dB/m)	Amp/Cbl/Fltr/Pad (dB)	Corrected Reading (dBuV/m)	Average Limit (dBuV/m)	Margin (dB)	Peak Limit (dBuV/m)	PK Margin (dB)	Azimuth (Degs)	Height (cm)	Polarity
2	* 5.456	43.14	Pk	34.5	-19	58.64	-	-	74	-15.36	85	230	H
6	* 5.457	32.89	RMS	34.5	-19	48.39	54	-5.61	-	-	85	230	H
1	* 5.46	38.83	Pk	34.5	-18.9	54.43	-	-	74	-19.57	85	230	H
5	* 5.46	30.41	RMS	34.5	-18.9	46.01	54	-7.99	-	-	85	230	H
4	5.468	48.52	Pk	34.5	-19.2	63.82	-	-	68.2	-4.38	85	230	H
8	5.468	37.27	RMS	34.5	-19.2	52.57	-	-	-	-	85	230	H
3	5.47	40.76	Pk	34.5	-19.1	56.16	-	-	68.2	-12.04	85	230	H
7	5.47	32.02	RMS	34.5	-19.1	47.42	-	-	-	-	85	230	H

* - indicates frequency in CFR47 Pt 15 / IC RSS-Restricted Band
Pk - Peak detector
RMS - RMS detection

This report shall not be reproduced except in full, without the written approval of UL Verification Services Inc.

LOW CHANNEL VERTICAL

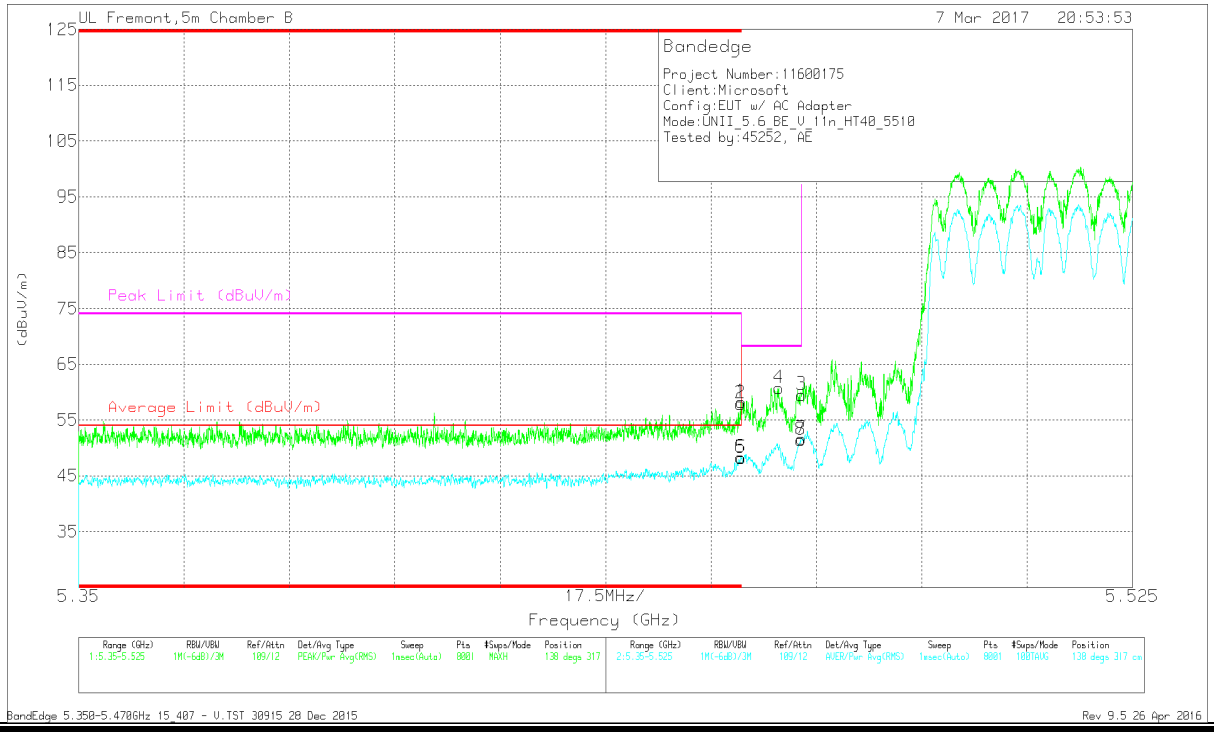

Marker	Frequency (GHz)	Meter Reading (dBuV)	Det	AF T345 (dB/m)	Amp/Cbl/Fltr/Pad (dB)	Corrected Reading (dBuV/m)	Average Limit (dBuV/m)	Margin (dB)	Peak Limit (dBuV/m)	PK Margin (dB)	Azimuth (Degs)	Height (cm)	Polarity
1	* 5.46	42.69	Pk	34.5	-18.9	58.29	-	-	74	-15.71	138	317	V
2	* 5.46	42.33	Pk	34.5	-18.9	57.93	-	-	74	-16.07	138	317	V
5	* 5.46	32.53	RMS	34.5	-18.9	48.13	54	-5.87	-	-	138	317	V
6	* 5.46	32.68	RMS	34.5	-18.9	48.28	54	-5.72	-	-	138	317	V
4	5.466	45.47	Pk	34.5	-19.2	60.77	-	-	68.2	-7.43	138	317	V
3	5.47	44.14	Pk	34.5	-19.1	59.54	-	-	68.2	-8.66	138	317	V
7	5.47	36.27	RMS	34.5	-19.1	51.67	-	-	-	-	138	317	V
8	5.47	36.06	RMS	34.5	-19.1	51.46	-	-	-	-	138	317	V

* - indicates frequency in CFR47 Pt 15 / IC RSS-Restricted Band
Pk - Peak detector
RMS - RMS detection

UL VERIFICATION SERVICES INC. FORM NO: CCSUP4701J
47173 BENICIA STREET, FREMONT, CA 94538, USA TEL: (510) 771-1000 FAX: (510) 661-0888
This report shall not be reproduced except in full, without the written approval of UL Verification Services Inc.

AUTHORIZED BANDEDGE (HIGH CHANNEL)

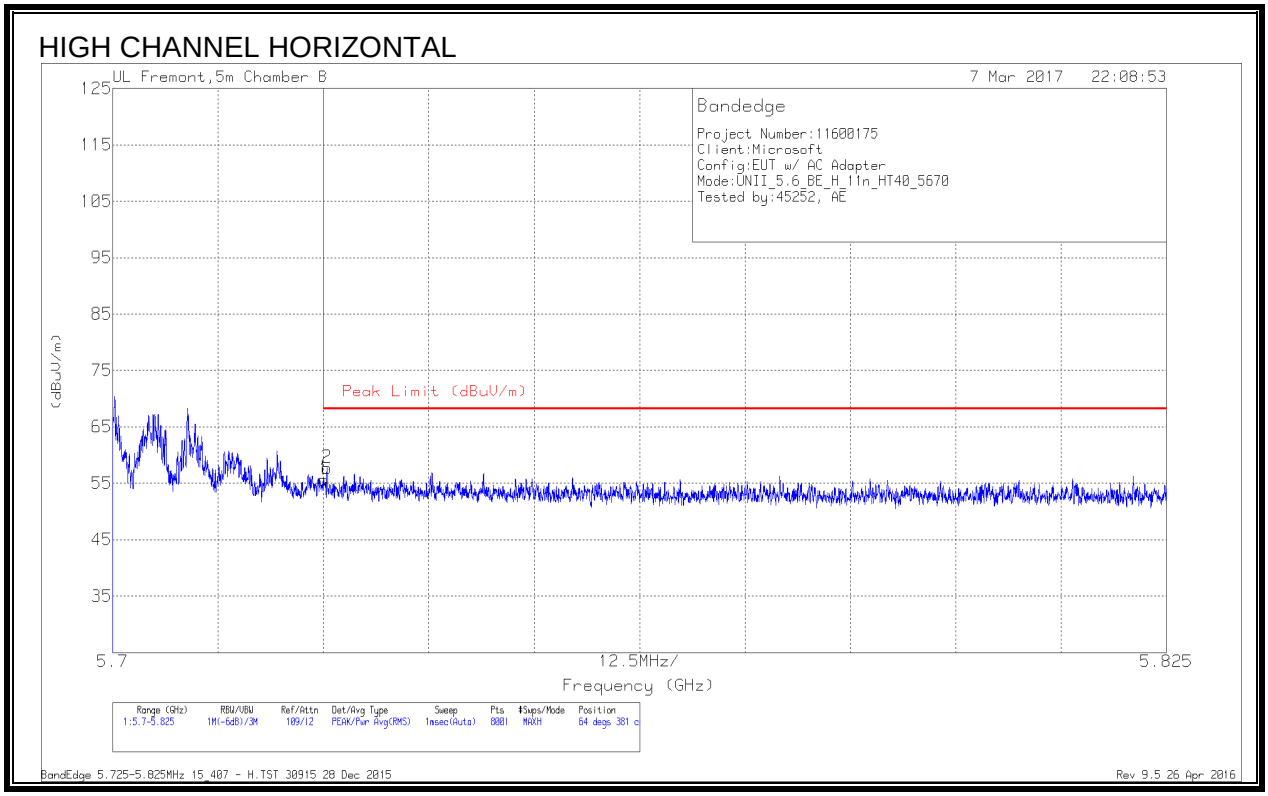

Marker	Frequency (GHz)	Meter Reading (dBuV)	Det	AF T345 (dB/m)	Amp/Cbl/Fltr/Pad (dB)	Corrected Reading (dBuV/m)	Peak Limit (dBuV/m)	PK Margin (dB)	Azimuth (Degs)	Height (cm)	Polarity
1	5.725	40.33	Pk	34.9	-19.6	55.63	68.2	-12.57	64	381	H
2	5.725	42.46	Pk	34.9	-19.6	57.76	68.2	-10.44	64	381	H

Pk - Peak detector

This report shall not be reproduced except in full, without the written approval of UL Verification Services Inc.

HIGH CHANNEL VERTICAL

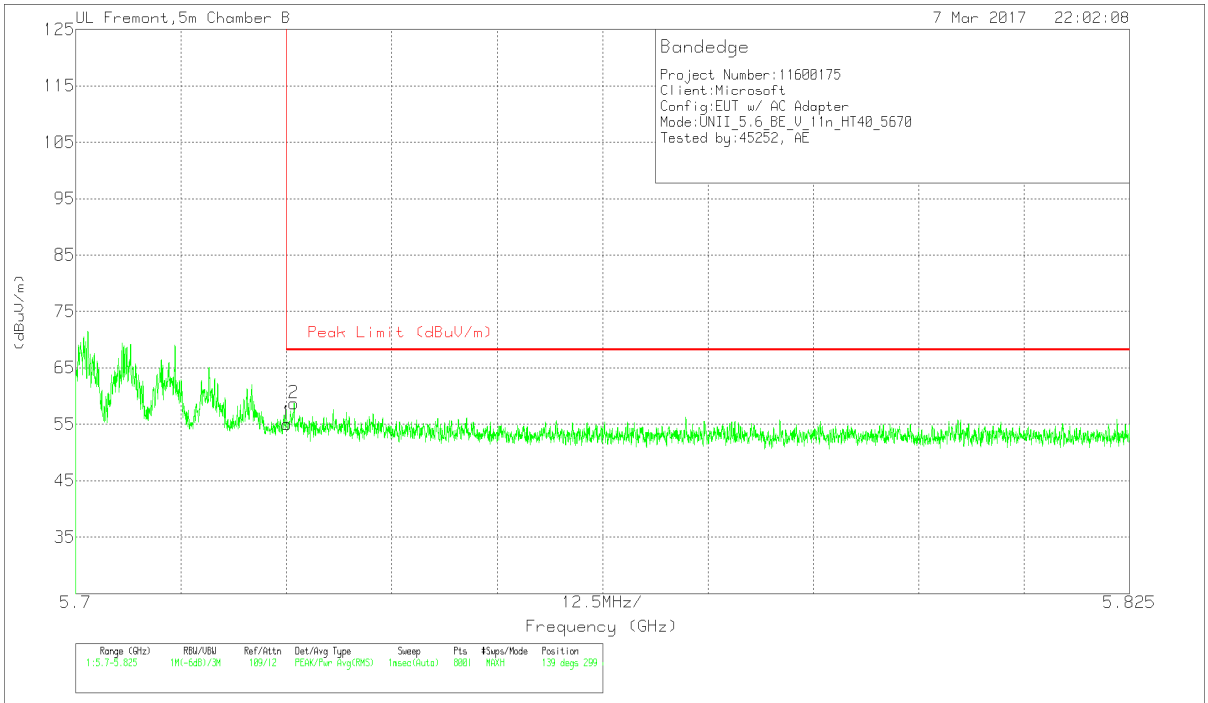

Marker	Frequency (GHz)	Meter Reading (dBuV)	Det	AF T345 (dB/m)	Amp/Cbl/Fltr/Pad (dB)	Corrected Reading (dBuV/m)	Peak Limit (dBuV/m)	PK Margin (dB)	Azimuth (Degs)	Height (cm)	Polarity
1	5.725	39.79	Pk	34.9	-19.6	55.09	68.2	-13.11	139	299	V
2	5.726	43.38	Pk	34.9	-19.6	58.68	68.2	-9.52	139	299	V

Pk - Peak detector

This report shall not be reproduced except in full, without the written approval of UL Verification Services Inc.

HARMONICS AND SPURIOUS EMISSIONS

LOW CHANNEL HORIZONTAL

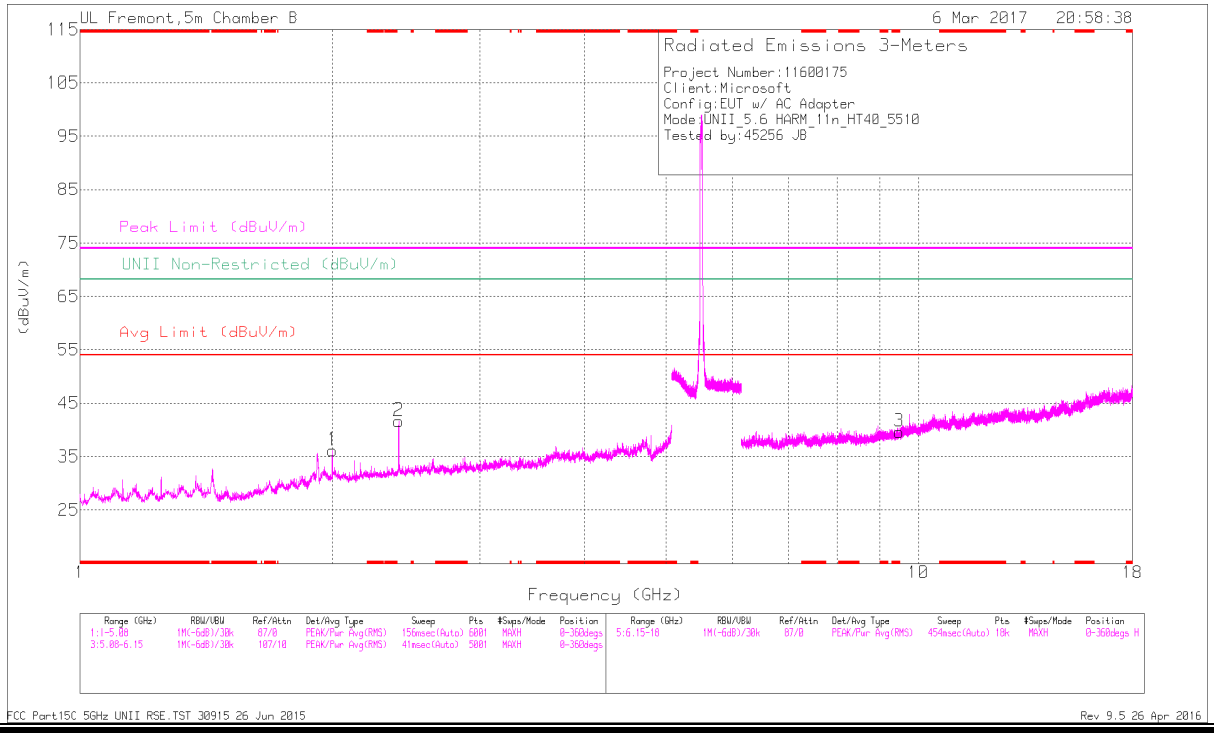

LOW CHANNEL VERTICAL

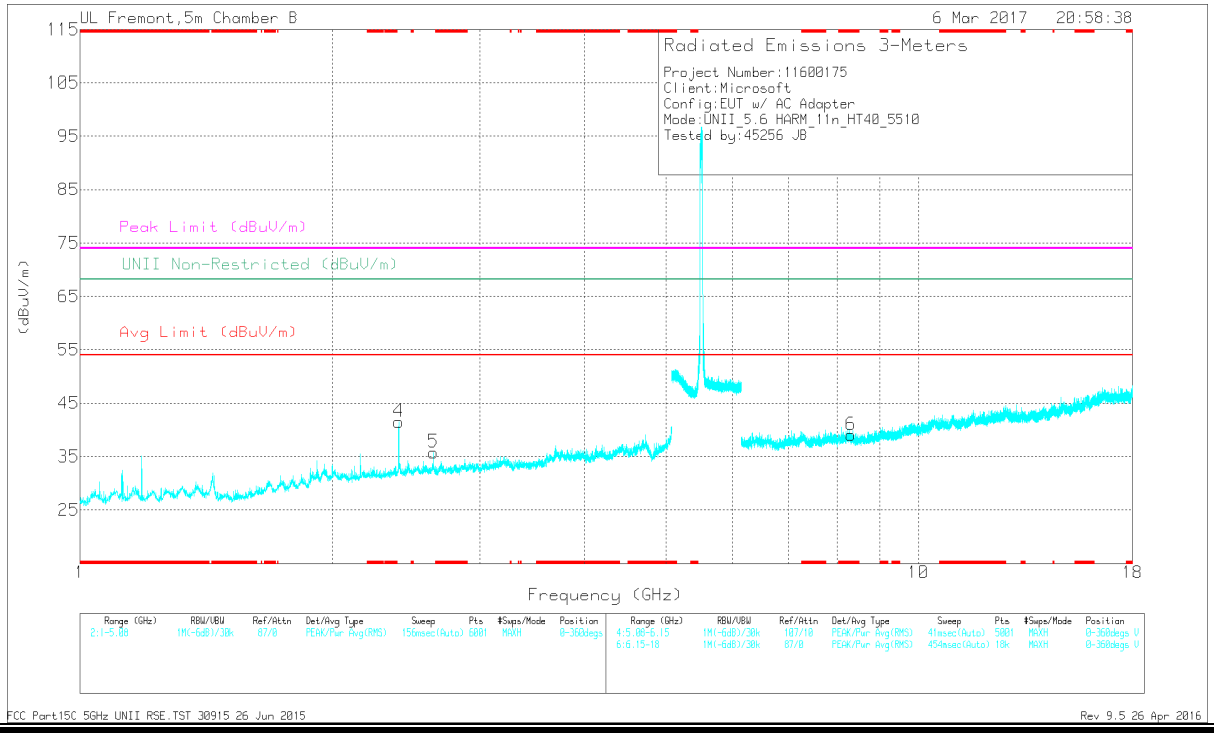

This report shall not be reproduced except in full, without the written approval of UL Verification Services Inc.

Marker	Frequency (GHz)	Meter Reading (dBuV)	Det	AF T345 (dB/m)	Amp/Cbl/Fltr/Pad (dB)	Corrected Reading (dBuV/m)	Avg Limit (dBuV/m)	Margin (dB)	Peak Limit (dBuV/m)	PK Margin (dB)	UNII Non-Restricted (dBuV/m)	PK Margin (dB)	Azimuth (Degs)	Height (cm)	Polarity
3	* 9.488	33.76	PK-U	36.6	-24.8	45.56	-	-	74	-28.44	-	-	133	105	H
	* 9.487	23.33	ADR	36.6	-24.9	35.03	54	-18.97	-	-	-	-	133	105	H
6	* 8.307	36.04	PK-U	35.8	-26.6	45.24	-	-	74	-28.76	-	-	240	134	V
	* 8.307	24.98	ADR	35.8	-26.6	34.18	54	-19.82	-	-	-	-	240	134	V
1	2	41.71	PK-U	31.5	-32.4	40.81	-	-	-	-	68.2	-27.39	151	197	H
2	2.4	48.44	PK-U	32.2	-32.6	48.04	-	-	-	-	68.2	-20.16	245	124	H
4	2.401	49.26	PK-U	32.2	-32.7	48.76	-	-	-	-	68.2	-19.44	80	100	V
5	2.64	39.82	PK-U	32.3	-31.6	40.52	-	-	-	-	68.2	-27.68	83	144	V

* - indicates frequency in CFR47 Pt 15 / IC RSS-Restricted Band
PK-U - U-NII: Maximum Peak
ADR - U-NII AD primary method, RMS average

UL VERIFICATION SERVICES INC. FORM NO: CCSUP4701J
47173 BENICIA STREET, FREMONT, CA 94538, USA TEL: (510) 771-1000 FAX: (510) 661-0888
This report shall not be reproduced except in full, without the written approval of UL Verification Services Inc.

MID CHANNEL HORIZONTAL

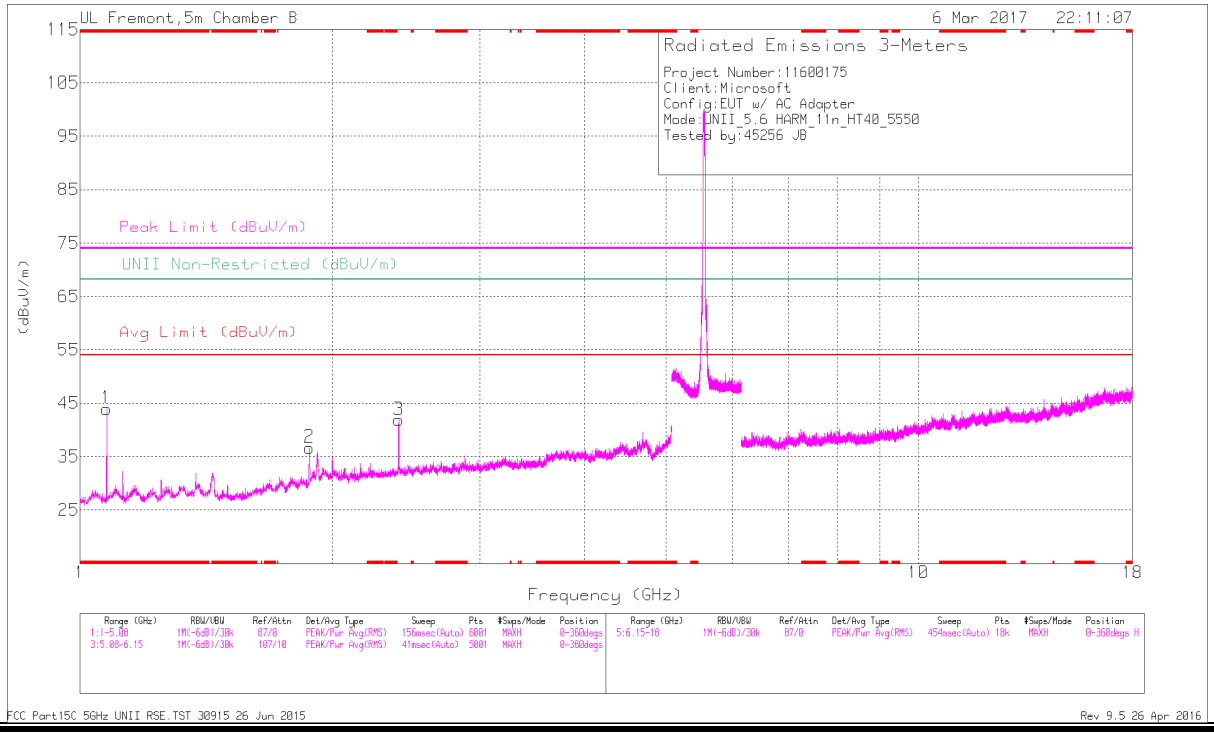

MID CHANNEL VERTICAL

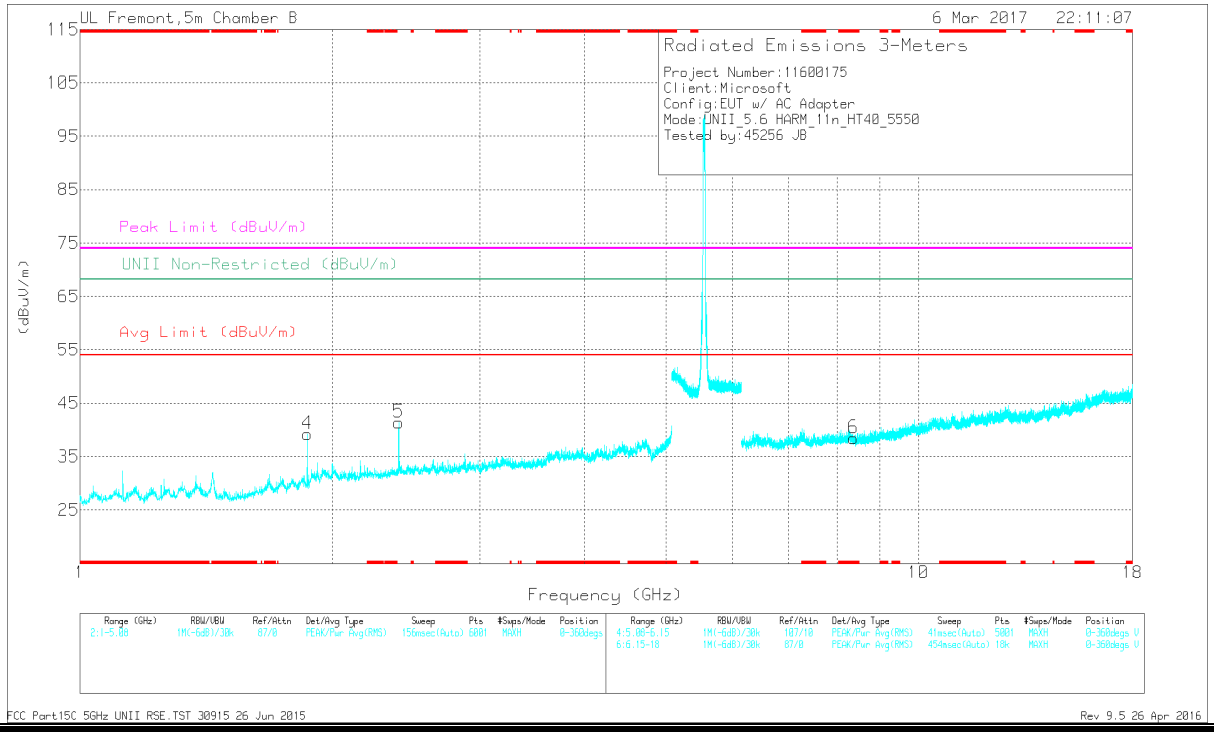

UL VERIFICATION SERVICES INC. FORM NO: CCSUP4701J
47173 BENICIA STREET, FREMONT, CA 94538, USA TEL: (510) 771-1000 FAX: (510) 661-0888
This report shall not be reproduced except in full, without the written approval of UL Verification Services Inc.

Marker	Frequency (GHz)	Meter Reading (dBuV)	Det	AF T345 (dB/m)	Amp/Cbl/Fltr/Pad (dB)	Corrected Reading (dBuV/m)	Avg Limit (dBuV/m)	Margin (dB)	Peak Limit (dBuV/m)	PK Margin (dB)	UNII Non-Restricted (dBuV/m)	PK Margin (dB)	Azimuth (Degs)	Height (cm)	Polarity
1	* 1.078	40.38	PK-U	27.9	-34.1	34.18	-	-	74	-39.82	-	-	337	318	H
	* 1.076	29.17	ADR	27.9	-34.1	22.97	54	-31.03	-	-	-	-	337	318	H
6	* 8.37	35.88	PK-U	35.8	-26.8	44.88	-	-	74	-29.12	-	-	300	285	V
	* 8.369	25.25	ADR	35.8	-26.8	34.25	54	-19.75	-	-	-	-	300	285	V
4	1.866	39.29	PK-U	30.6	-33.3	36.59	-	-	-	-	68.2	-31.61	121	262	V
2	1.878	47.22	PK-U	30.7	-33.2	44.72	-	-	-	-	68.2	-23.48	294	284	H
3	2.4	44.56	PK-U	32.2	-32.7	44.06	-	-	-	-	68.2	-24.14	77	151	V
5	2.401	46.23	PK-U	32.2	-32.7	45.73	-	-	-	-	68.2	-22.47	279	183	H

* - indicates frequency in CFR47 Pt 15 / IC RSS-Restricted Band
PK-U - U-NII: Maximum Peak
ADR - U-NII AD primary method, RMS average

This report shall not be reproduced except in full, without the written approval of UL Verification Services Inc.

HIGH CHANNEL HORIZONTAL

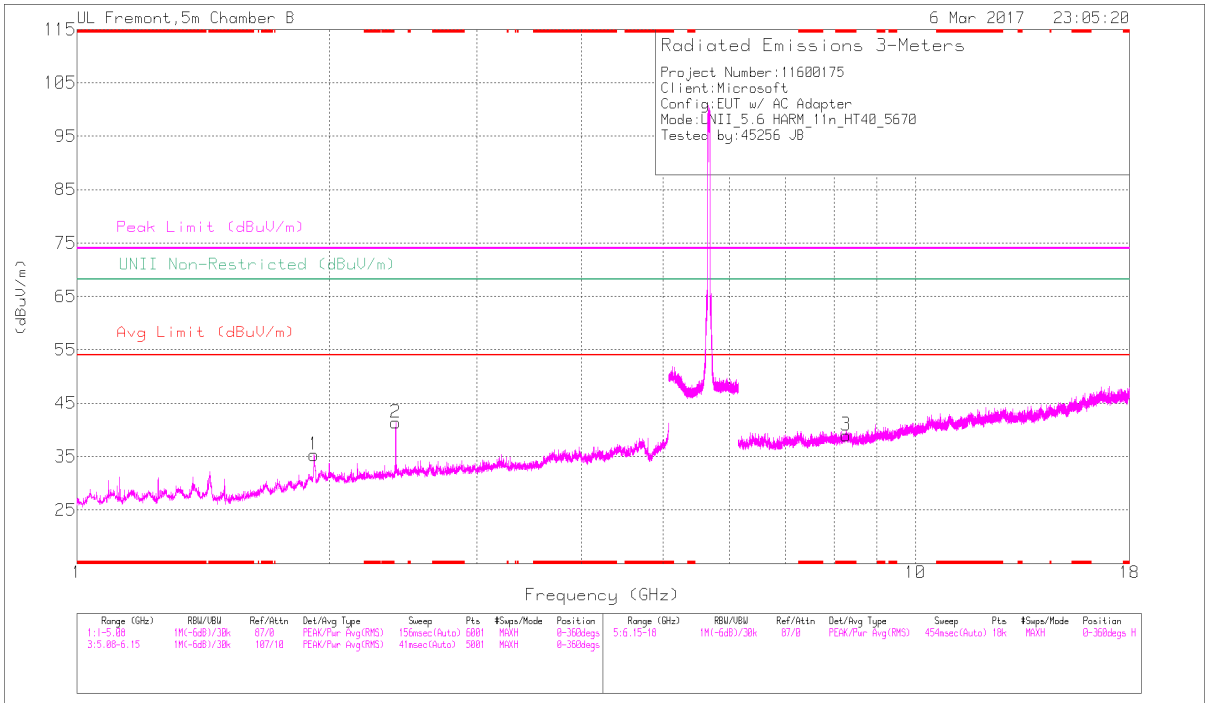

HIGH CHANNEL VERTICAL

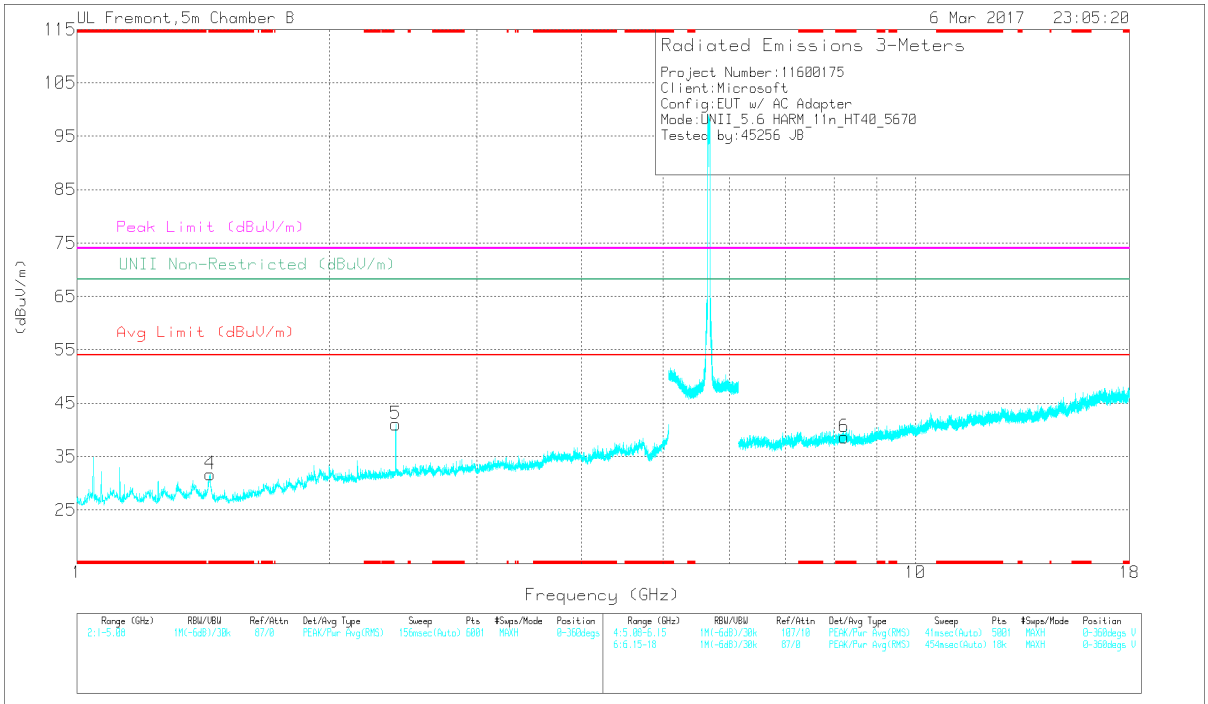

UL VERIFICATION SERVICES INC. FORM NO: CCSUP4701J
47173 BENICIA STREET, FREMONT, CA 94538, USA TEL: (510) 771-1000 FAX: (510) 661-0888
This report shall not be reproduced except in full, without the written approval of UL Verification Services Inc.

Marker	Frequency (GHz)	Meter Reading (dBuV)	Det	AF T345 (dB/m)	Amp/Cbl/Fltr/Pad (dB)	Corrected Reading (dBuV/m)	Avg Limit (dBuV/m)	Margin (dB)	Peak Limit (dBuV/m)	PK Margin (dB)	UNII Non-Restricted (dBuV/m)	PK Margin (dB)	Azimuth (Degs)	Height (cm)	Polarity
4	* 1.44	49.38	PK-U	28.4	-33.4	44.38	-	-	74	-29.62	-	-	172	193	V
	* 1.44	32.7	ADR	28.4	-33.4	27.7	54	-26.3	-	-	-	-	172	193	V
3	* 8.264	35.93	PK-U	35.8	-26	45.73	-	-	74	-28.27	-	-	185	252	H
	* 8.262	25.05	ADR	35.8	-26.1	34.75	54	-19.25	-	-	-	-	185	252	H
6	* 8.223	35.68	PK-U	35.8	-26.5	44.98	-	-	74	-29.02	-	-	0	292	V
	* 8.223	25	ADR	35.8	-26.5	34.3	54	-19.7	-	-	-	-	0	292	V
1	1.919	50.84	PK-U	31	-32.3	49.54	-	-	-	-	68.2	-18.66	242	102	H
2	2.4	46.63	PK-U	32.2	-32.6	46.23	-	-	-	-	68.2	-21.97	240	128	H
5	2.4	45.98	PK-U	32.2	-32.6	45.58	-	-	-	-	68.2	-22.62	78	100	V

* - indicates frequency in CFR47 Pt 15 / IC RSS-Restricted Band
PK-U - U-NII: Maximum Peak
ADR - U-NII AD primary method, RMS average

UL VERIFICATION SERVICES INC. FORM NO: CCSUP4701J
47173 BENICIA STREET, FREMONT, CA 94538, USA TEL: (510) 771-1000 FAX: (510) 661-0888
This report shall not be reproduced except in full, without the written approval of UL Verification Services Inc.

CHANNEL 142 HORIZONTAL

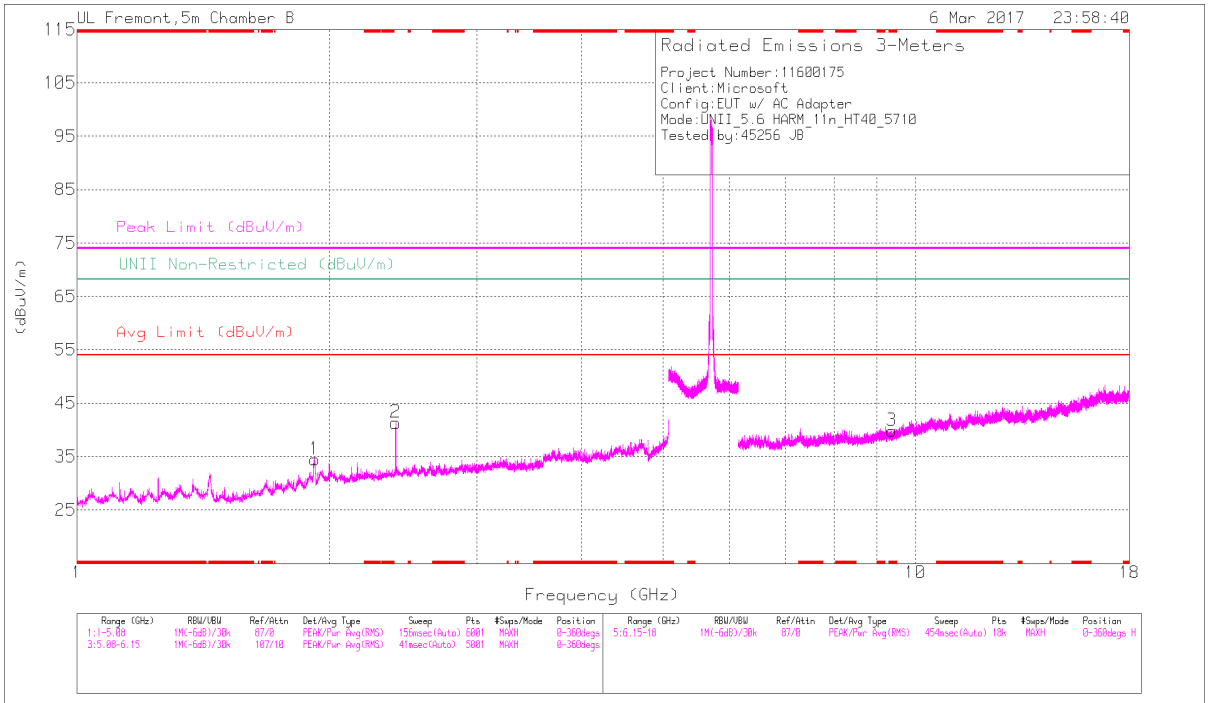

CHANNEL 142 VERTICAL

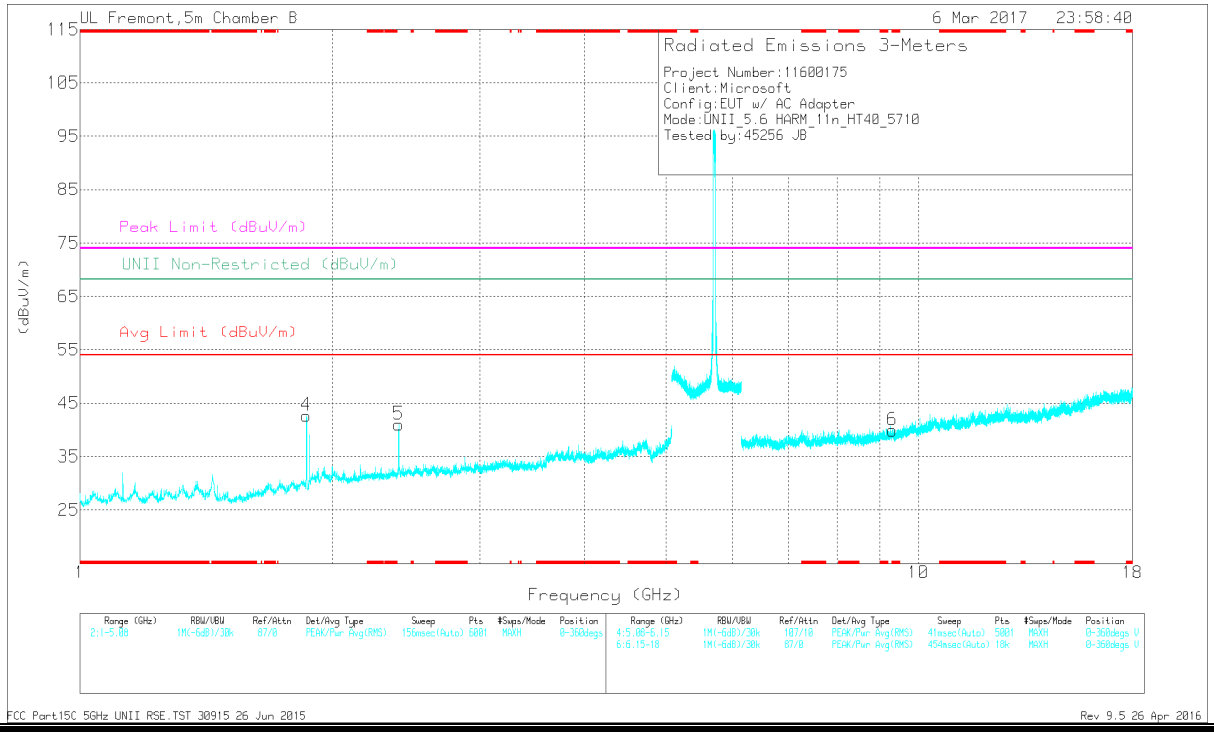

UL VERIFICATION SERVICES INC. FORM NO: CCSUP4701J
47173 BENICIA STREET, FREMONT, CA 94538, USA TEL: (510) 771-1000 FAX: (510) 661-0888
This report shall not be reproduced except in full, without the written approval of UL Verification Services Inc.

Marker	Frequency (GHz)	Meter Reading (dBuV)	Det	AF T345 (dB/m)	Amp/Cbl/Fltr/Pad (dB)	Corrected Reading (dBuV/m)	Avg Limit (dBuV/m)	Margin (dB)	Peak Limit (dBuV/m)	PK Margin (dB)	UNII Non-Restricted (dBuV/m)	PK Margin (dB)	Azimuth (Degs)	Height (cm)	Polarity
3	* 9.373	33.85	PK-U	36.5	-25.4	44.95	-	-	74	-29.05	-	-	260	371	H
	* 9.374	23.71	ADR	36.5	-25.4	34.81	54	-19.19	-	-	-	-	260	371	H
6	* 9.31	33.82	PK-U	36.4	-24.8	45.42	-	-	74	-28.58	-	-	359	273	V
	* 9.31	23.37	ADR	36.4	-24.8	34.97	54	-19.03	-	-	-	-	359	273	V
4	1.864	39.22	PK-U	30.6	-33.3	36.52	-	-	-	-	68.2	-31.68	289	119	V
1	1.921	50.75	PK-U	31	-32.3	49.45	-	-	-	-	68.2	-18.75	242	100	H
2	2.4	47.32	PK-U	32.2	-32.6	46.92	-	-	-	-	68.2	-21.28	80	100	V
5	2.401	48.18	PK-U	32.2	-32.7	47.68	-	-	-	-	68.2	-20.52	245	126	H

* - indicates frequency in CFR47 Pt 15 / IC RSS-Restricted Band
PK-U - U-NII: Maximum Peak
ADR - U-NII AD primary method, RMS average

UL VERIFICATION SERVICES INC. FORM NO: CCSUP4701J
47173 BENICIA STREET, FREMONT, CA 94538, USA TEL: (510) 771-1000 FAX: (510) 661-0888
This report shall not be reproduced except in full, without the written approval of UL Verification Services Inc.

10.1.12. 11ac VHT80 2TX MODE IN THE 5.6GHz BAND

RESTRICTED BANDEDGE (LOW CHANNEL)

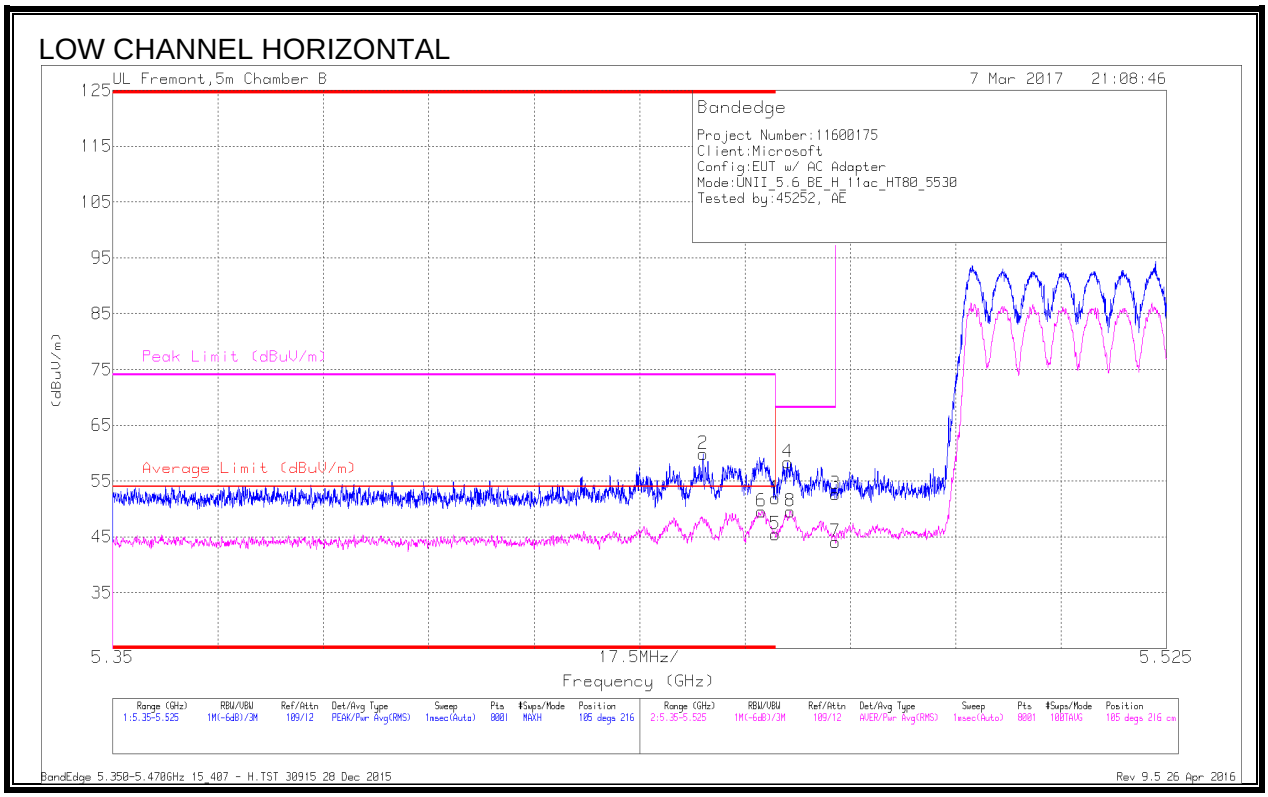

Marker	Frequency (GHz)	Meter Reading (dBuV)	Det	AF T345 (dB/m)	Amp/Cbl/Fltr/Pad (dB)	Corrected Reading (dBuV/m)	Average Limit (dBuV/m)	Margin (dB)	Peak Limit (dBuV/m)	PK Margin (dB)	Azimuth (Degs)	Height (cm)	Polarity
2	* 5.448	44.45	Pk	34.5	-19.1	59.85	-	-	74	-14.15	105	216	H
6	* 5.458	34.06	RMS	34.5	-19	49.56	54	-4.44	-	-	105	216	H
1	* 5.46	36.35	Pk	34.5	-18.9	51.95	-	-	74	-22.05	105	216	H
5	* 5.46	29.9	RMS	34.5	-18.9	45.5	54	-8.5	-	-	105	216	H
4	5.462	42.77	Pk	34.5	-18.9	58.37	-	-	68.2	-9.83	105	216	H
8	5.462	34	RMS	34.5	-18.9	49.6	-	-	-	-	105	216	H
3	5.47	37.29	Pk	34.5	-19.1	52.69	-	-	68.2	-15.51	105	216	H
7	5.47	28.69	RMS	34.5	-19.1	44.09	-	-	-	-	105	216	H

* - indicates frequency in CFR47 Pt 15 / IC RSS-Restricted Band
Pk - Peak detector
RMS - RMS detection

This report shall not be reproduced except in full, without the written approval of UL Verification Services Inc.

LOW CHANNEL VERTICAL

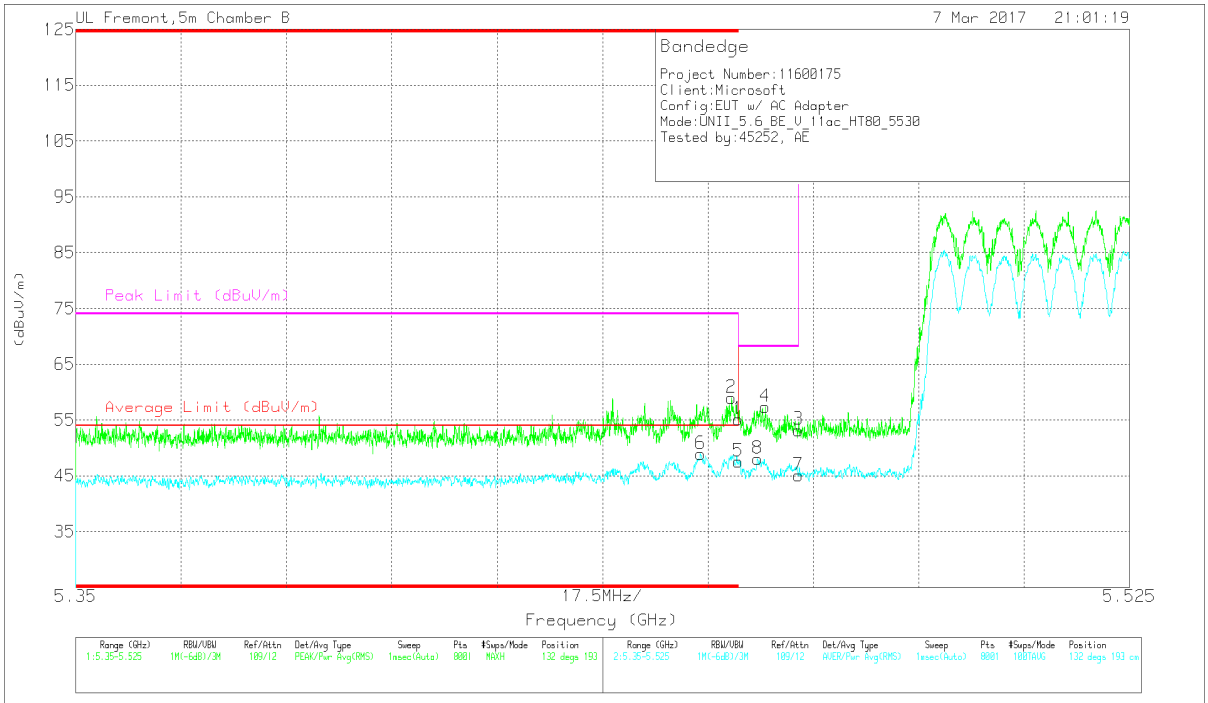

Marker	Frequency (GHz)	Meter Reading (dBuV)	Det	AF T345 (dB/m)	Amp/Cbl/Fltr/Pad (dB)	Corrected Reading (dBuV/m)	Average Limit (dBuV/m)	Margin (dB)	Peak Limit (dBuV/m)	PK Margin (dB)	Azimuth (Degs)	Height (cm)	Polarity
6	* 5.454	33.57	RMS	34.5	-19.1	48.97	54	-5.03	-	-	132	193	V
2	* 5.459	43.38	Pk	34.5	-18.9	58.98	-	-	74	-15.02	132	193	V
1	* 5.46	39.53	Pk	34.5	-18.9	55.13	-	-	74	-18.87	132	193	V
5	* 5.46	31.99	RMS	34.5	-18.9	47.59	54	-6.41	-	-	132	193	V
8	5.463	32.57	RMS	34.5	-19	48.07	-	-	-	-	132	193	V
4	5.464	42.04	Pk	34.5	-19.2	57.34	-	-	68.2	-10.86	132	193	V
3	5.47	37.81	Pk	34.5	-19.1	53.21	-	-	68.2	-14.99	132	193	V
7	5.47	29.67	RMS	34.5	-19.1	45.07	-	-	-	-	132	193	V

* - indicates frequency in CFR47 Pt 15 / IC RSS-Restricted Band
Pk - Peak detector
RMS - RMS detection

This report shall not be reproduced except in full, without the written approval of UL Verification Services Inc.

HARMONICS AND SPURIOUS EMISSIONS

LOW CHANNEL HORIZONTAL

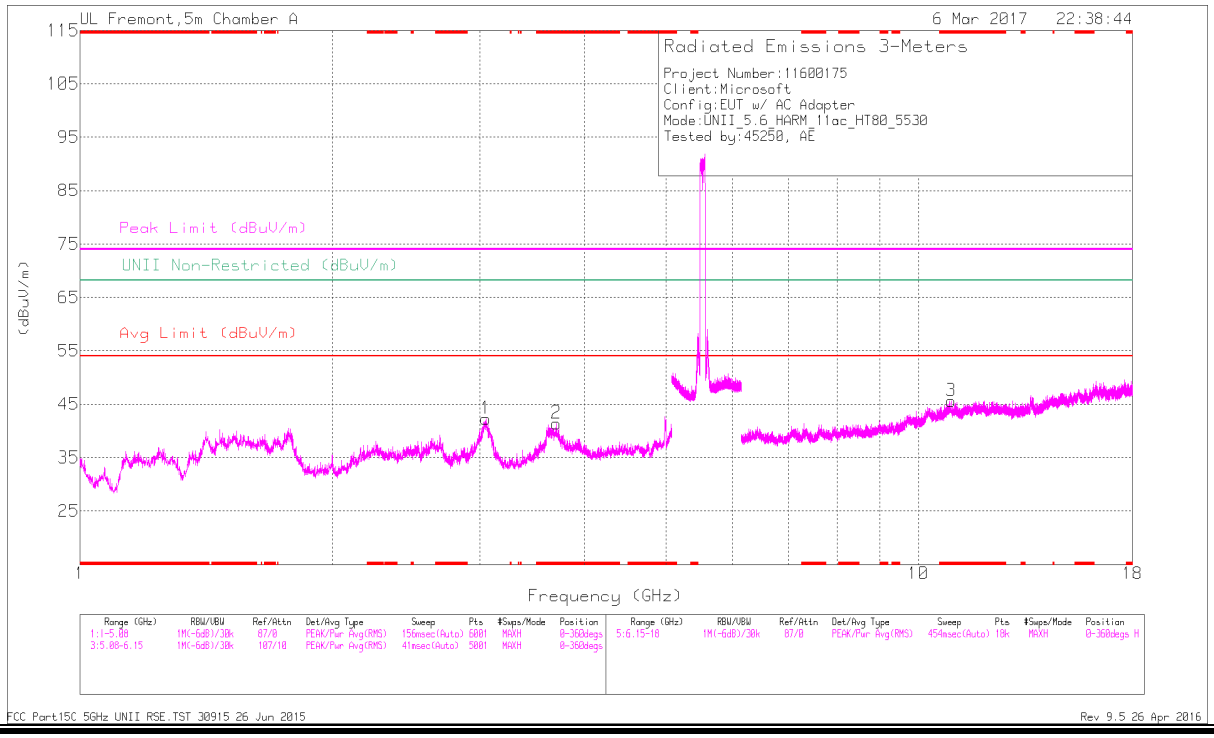

LOW CHANNEL VERTICAL

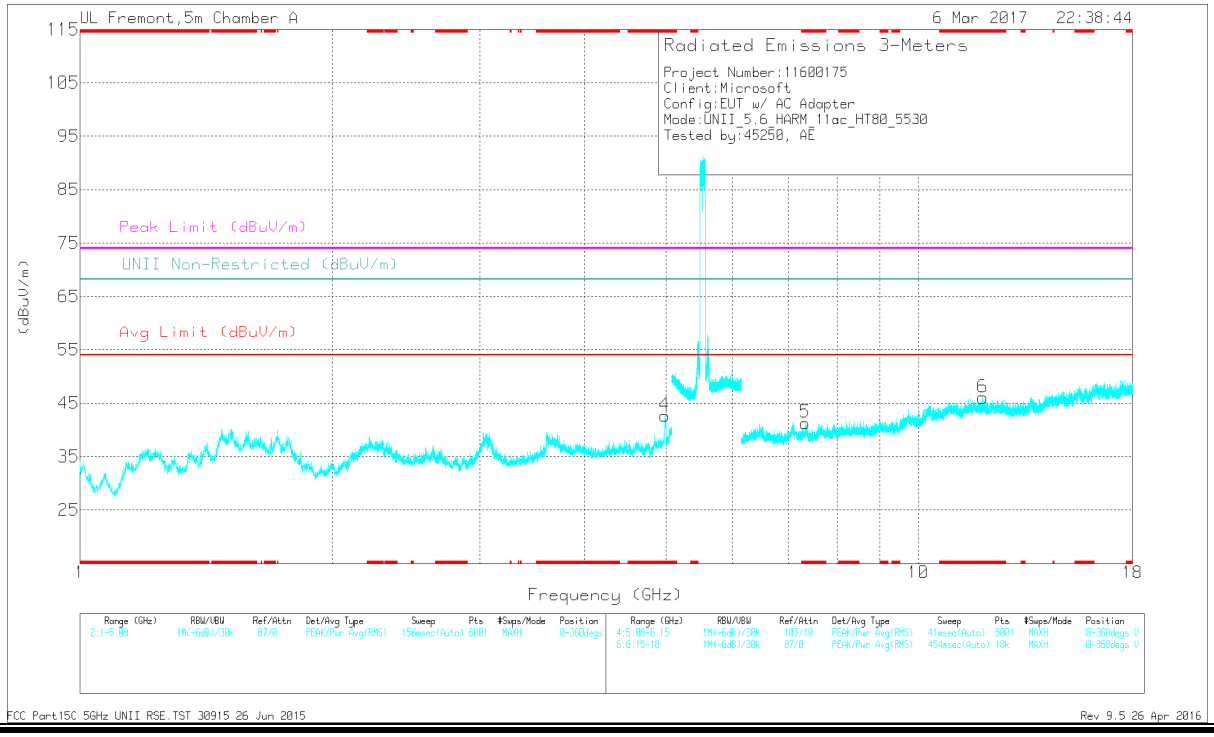

This report shall not be reproduced except in full, without the written approval of UL Verification Services Inc.

Marker	Frequency (GHz)	Meter Reading (dBuV)	Det	AF T711 (dB/m)	Amp/Cbl/Fltr/Pad (dB)	Corrected Reading (dBuV/m)	Avg Limit (dBuV/m)	Margin (dB)	Peak Limit (dBuV/m)	PK Margin (dB)	UNII Non-Restricted (dBuV/m)	PK Margin (dB)	Azimuth (Degs)	Height (cm)	Polarity
2	* 3.702	46.14	PK-U	33	-30.7	48.44	-	-	74	-25.56	-	-	87	108	H
	* 3.704	34.97	ADR	33	-30.7	37.27	54	-16.73	-	-	-	-	87	108	H
4	* 4.98	43.22	PK-U	34.1	-27.2	50.12	-	-	74	-23.88	-	-	275	101	V
	* 4.98	30.37	ADR	34.1	-27.2	37.27	54	-16.73	-	-	-	-	275	101	V
3	* 10.942	32.33	PK-U	37.8	-19.8	50.33	-	-	74	-23.67	-	-	237	172	H
	* 10.946	22.51	ADR	37.8	-19.8	40.51	54	-13.49	-	-	-	-	237	172	H
5	* 7.325	34.31	PK-U	35.5	-24	45.81	-	-	74	-28.19	-	-	275	141	V
	* 7.325	24.24	ADR	35.5	-24	35.74	54	-18.26	-	-	-	-	275	141	V
6	* 11.937	33.09	PK-U	38.6	-20	51.69	-	-	74	-22.31	-	-	104	108	V
	* 11.936	22.04	ADR	38.6	-20	40.64	54	-13.36	-	-	-	-	104	108	V
1	3.047	49.48	PK-U	32.8	-31.6	50.68	-	-	-	-	68.2	-17.52	89	300	H

* - indicates frequency in CFR47 Pt 15 / IC RSS-Restricted Band
PK-U - U-NII: Maximum Peak
ADR - U-NII AD primary method, RMS average

UL VERIFICATION SERVICES INC. FORM NO: CCSUP4701J
47173 BENICIA STREET, FREMONT, CA 94538, USA TEL: (510) 771-1000 FAX: (510) 661-0888
This report shall not be reproduced except in full, without the written approval of UL Verification Services Inc.

HIGH CHANNEL HORIZONTAL

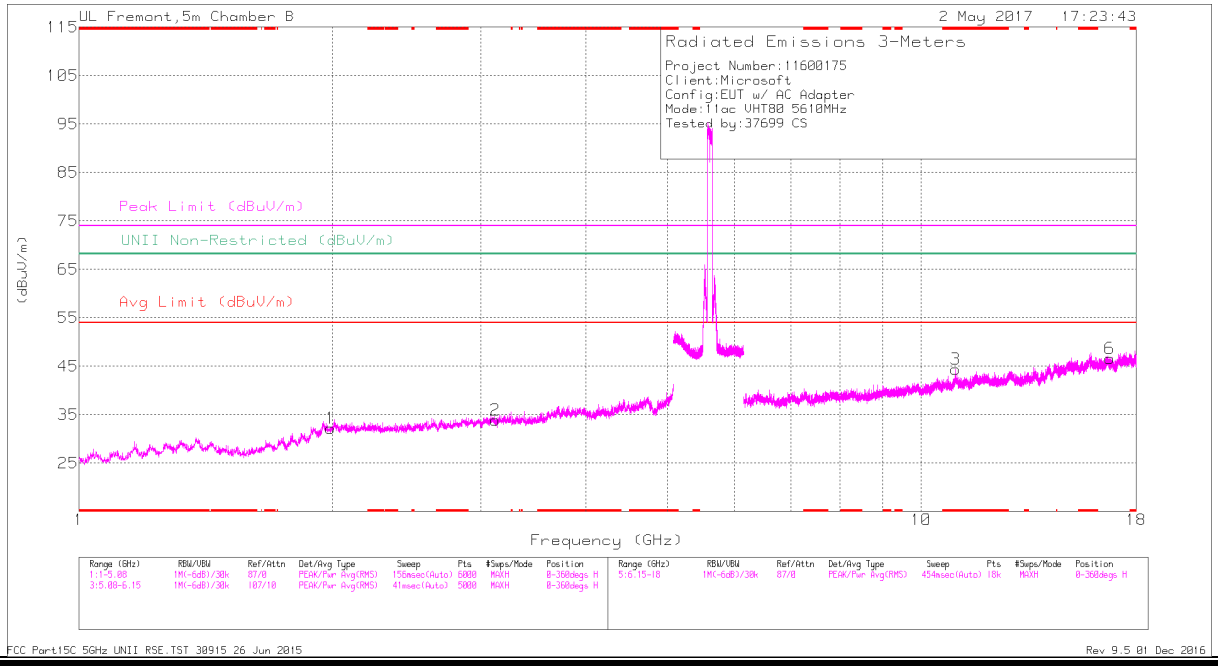

HIGH CHANNEL VERTICAL

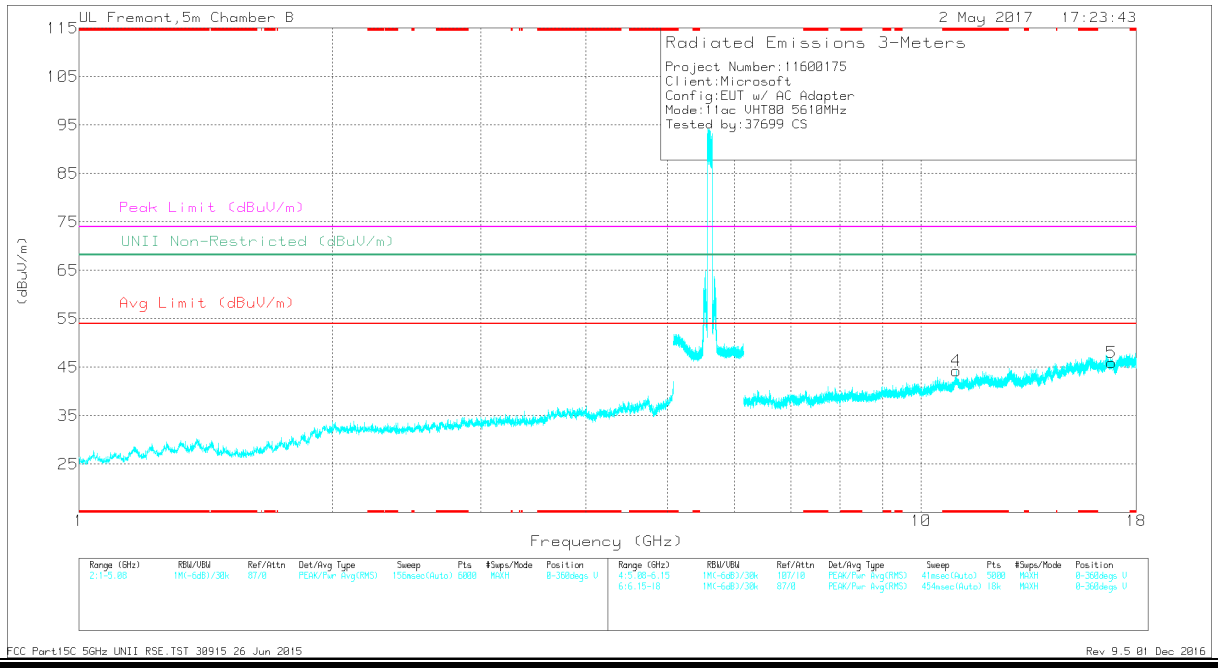

This report shall not be reproduced except in full, without the written approval of UL Verification Services Inc.

Marker	Frequency (GHz)	Meter Reading (dBuV)	Det	AF T346 (dB/m)	Amp/Cbl/Fltr/Pad (dB)	Corrected Reading (dBuV/m)	Avg Limit (dBuV/m)	Margin (dB)	Peak Limit (dBuV/m)	PK Margin (dB)	UNII Non-Restricted (dBuV/m)	PK Margin (dB)	Azimuth (Degs)	Height (cm)	Polarity
3	* 11.092	33.7	PK-U	38.5	-23.6	48.6	-	-	74	-25.4	-	-	107	264	H
	* 10.895	22.89	ADR	38.2	-23.9	37.19	54	-16.81	-	-	-	-	107	264	H
4	* 11.002	33.5	PK-U	38.5	-22.4	49.6	-	-	74	-24.4	-	-	156	337	V
	* 11.002	22.15	ADR	38.5	-22.4	38.25	54	-15.75	-	-	-	-	156	337	V
1	1.989	39.29	PK-U	31.9	-32.2	38.99	-	-	-	-	68.2	-29.21	246	124	H
2	3.124	39.58	PK-U	33.1	-31.7	40.98	-	-	-	-	68.2	-27.22	295	100	H
6	16.742	32.02	PK-U	41.7	-20.8	52.92	-	-	-	-	68.2	-15.28	310	164	H
5	16.835	31.13	PK-U	41.8	-20.2	52.73	-	-	-	-	68.2	-15.47	301	209	V

* - indicates frequency in CFR47 Pt 15 / IC RSS-Restricted Band
PK-U - U-NII: Maximum Peak
ADR - U-NII AD primary method, RMS average

This report shall not be reproduced except in full, without the written approval of UL Verification Services Inc.

CHANNEL 138 HORIZONTAL

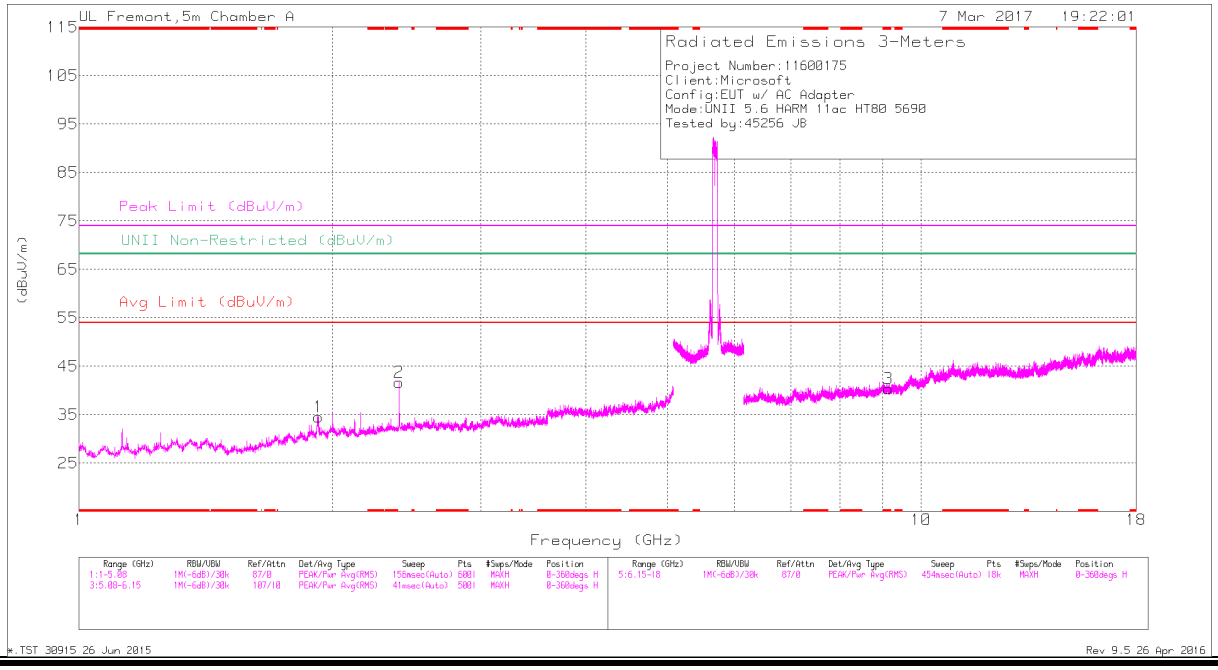

CHANNEL 138 VERTICAL

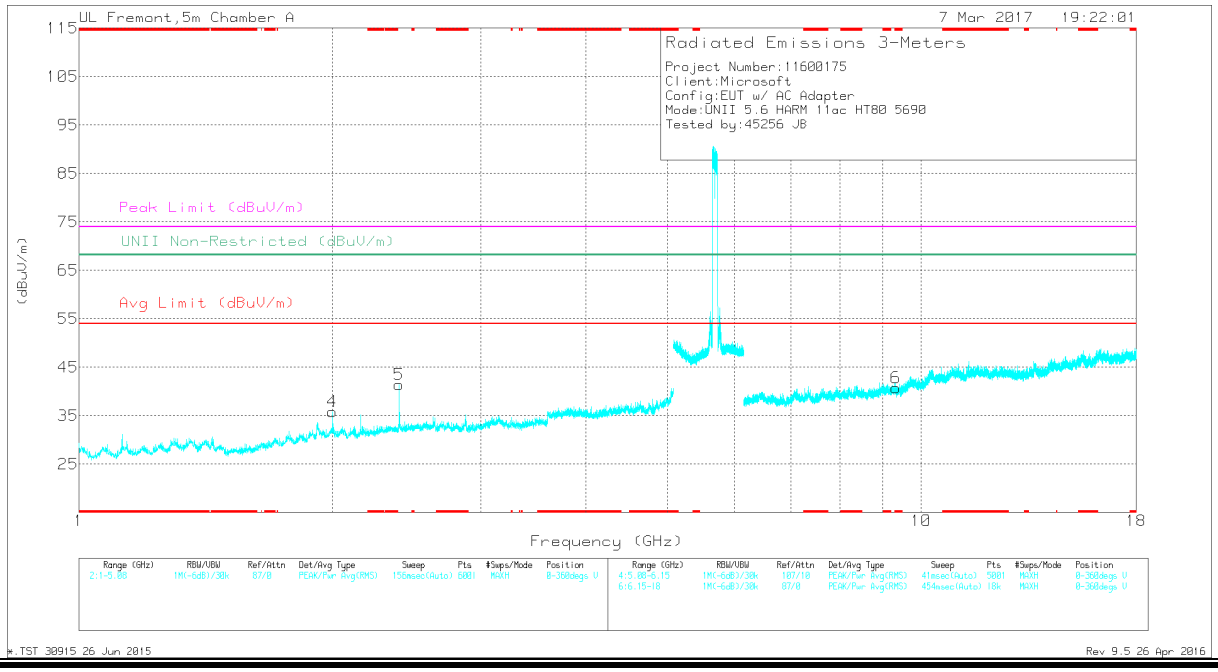

This report shall not be reproduced except in full, without the written approval of UL Verification Services Inc.

Marker	Frequency (GHz)	Meter Reading (dBuV)	Det	AF T711 (dB/m)	Amp/Cbl/Fltr/Pad (dB)	Corrected Reading (dBuV/m)	Avg Limit (dBuV/m)	Margin (dB)	Peak Limit (dBuV/m)	PK Margin (dB)	UNII Non-Restricted (dBuV/m)	PK Margin (dB)	Azimuth (Degs)	Height (cm)	Polarity
3	* 9.141	33.05	PK-U	36.1	-22.9	46.25	-	-	74	-27.75	-	-	63	101	H
	* 9.141	22.74	ADR	36.1	-22.9	35.94	54	-18.06	-	-	-	-	63	101	H
6	* 9.329	32.66	PK-U	36.3	-22.8	46.16	-	-	74	-27.84	-	-	32	273	V
	* 9.329	22.82	ADR	36.3	-22.8	36.32	54	-17.68	-	-	-	-	32	273	V
1	1.922	48.91	PK-U	31.3	-33.3	46.91	-	-	-	-	68.2	-21.29	145	138	H
4	2.001	40.27	PK-U	31.4	-32.5	39.17	-	-	-	-	68.2	-29.03	31	318	V
2	2.4	48.24	PK-U	32.1	-32.3	48.04	-	-	-	-	68.2	-20.16	185	115	H
5	2.4	47.29	PK-U	32.1	-32.3	47.09	-	-	-	-	68.2	-21.11	200	130	V

* - indicates frequency in CFR47 Pt 15 / IC RSS-Restricted Band
PK-U - U-NII: Maximum Peak
ADR - U-NII AD primary method, RMS average

UL VERIFICATION SERVICES INC. FORM NO: CCSUP4701J
47173 BENICIA STREET, FREMONT, CA 94538, USA TEL: (510) 771-1000 FAX: (510) 661-0888
This report shall not be reproduced except in full, without the written approval of UL Verification Services Inc.

10.1.13. 11a 2TX MODE IN THE 5.8GHz BAND

RESTRICTED BANDEDGE (LOW CHANNEL)

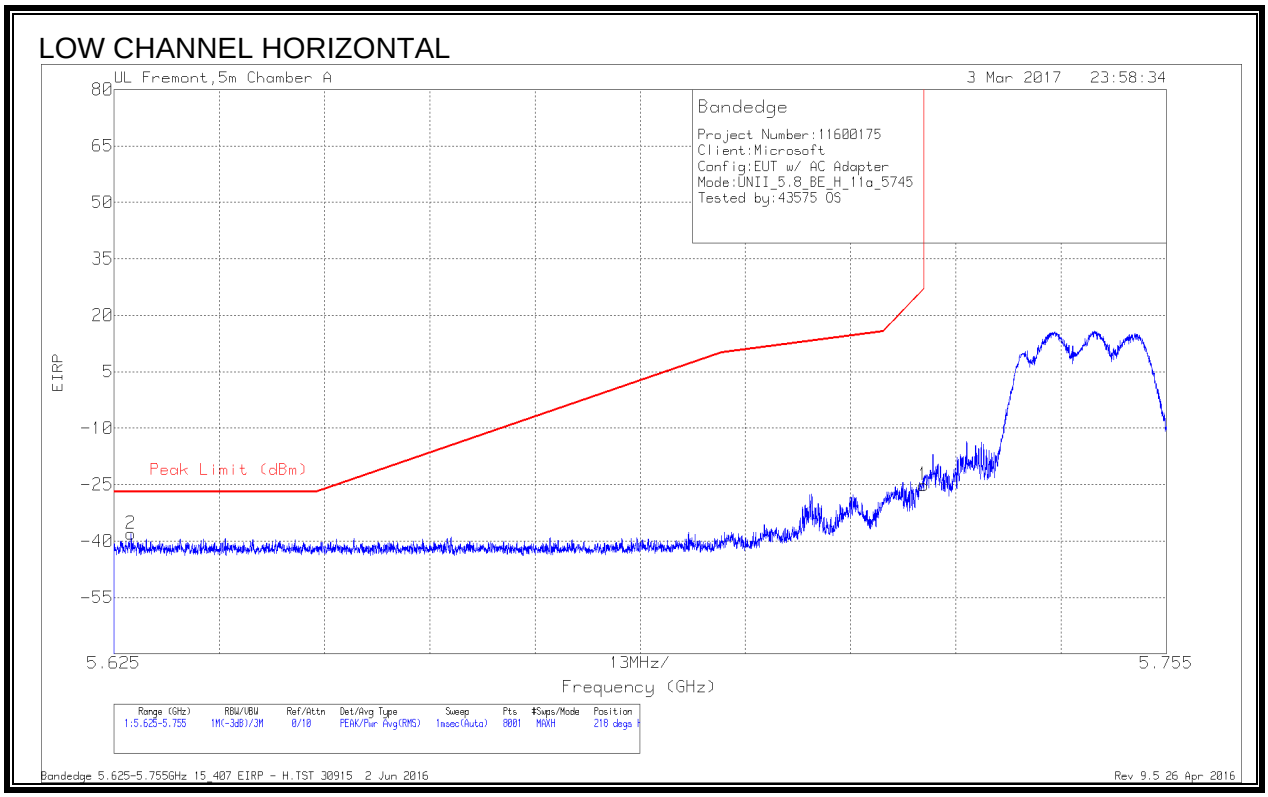

Marker	Frequency (GHz)	Meter Reading (dBm)	Det	AF T711 (dB/m)	Amp/Cbl/Fltr/Pad (dB)	Conversion Factor (dB)	Corrected Reading EIRP	Peak Limit (dBm)	PK Margin (dB)	Azimuth (Degs)	Height (cm)	Polarity
2	5.627	-65.6	Pk	34.7	-19	11.8	-38.1	-27	-11.1	218	193	H
1	5.725	-52.75	Pk	34.8	-19	11.8	-25.15	26.97	-52.12	218	193	H

* - indicates frequency in CFR47 Pt 15 / IC RSS-Restricted Band
Pk - Peak detector

This report shall not be reproduced except in full, without the written approval of UL Verification Services Inc.

LOW CHANNEL VERTICAL

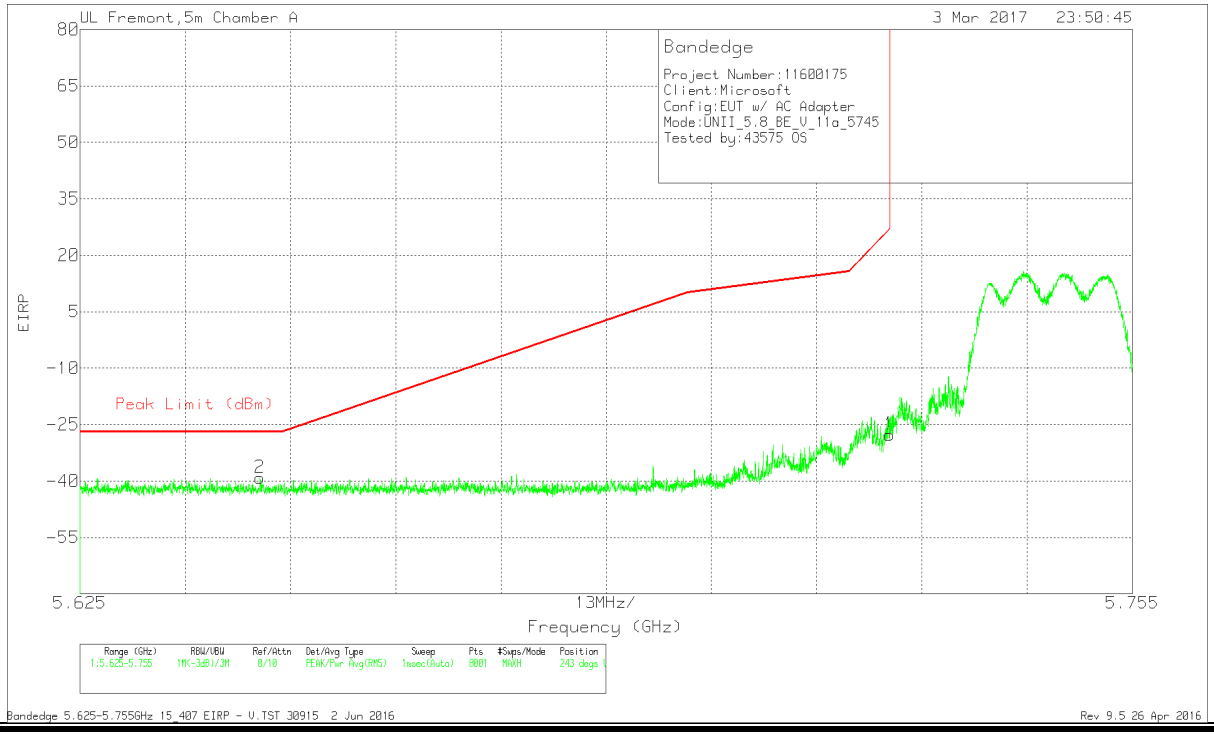

Marker	Frequency (GHz)	Meter Reading (dBm)	Det	AF T711 (dB/m)	Amp/Cbl/Fltr/Pad (dB)	Conversion Factor (dB)	Corrected Reading EIRP	Peak Limit (dBm)	PK Margin (dB)	Azimuth (Degs)	Height (cm)	Polarity
2	5.647	-66.63	Pk	34.7	-19	11.8	-39.13	-27	-12.13	243	243	V
1	5.725	-55.29	Pk	34.8	-19	11.8	-27.69	26.97	-54.66	243	243	V

* - indicates frequency in CFR47 Pt 15 / IC RSS-Restricted Band
Pk - Peak detector

This report shall not be reproduced except in full, without the written approval of UL Verification Services Inc.

AUTHORIZED BANDEDGE (HIGH CHANNEL)

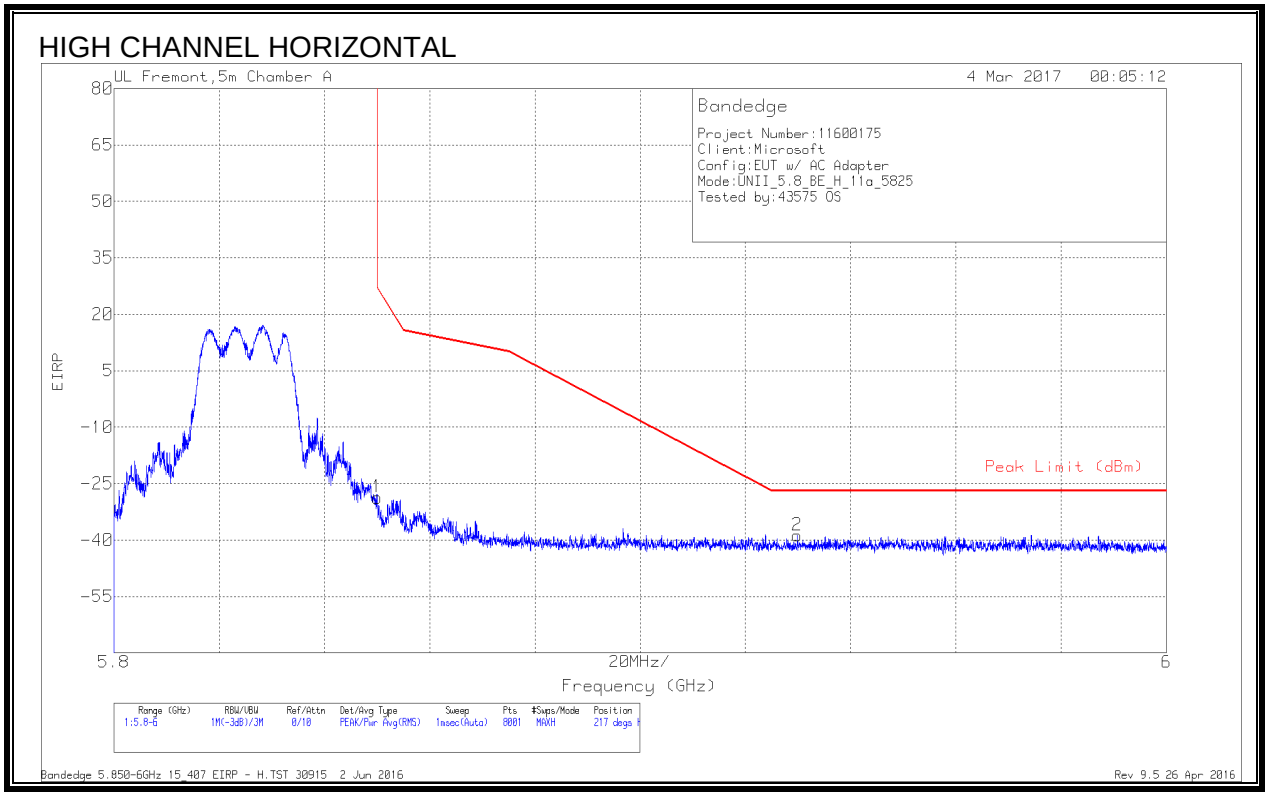

Marker	Frequency (GHz)	Meter Reading (dBm)	Det	AF T711 (dB/m)	Amp/Cbl/Fltr/Pad (dB)	Conversion Factor (dB)	Corrected Reading EIRP	Peak Limit (dBm)	PK Margin (dB)	Azimuth (Degs)	Height (cm)	Polarity
1	5.85	-56.5	Pk	34.8	-18.8	11.8	-28.7	26.94	-55.64	217	192	H
2	5.93	-66.86	Pk	35	-18.7	11.8	-38.76	-27	-11.76	217	192	H

* - indicates frequency in CFR47 Pt 15 / IC RSS-Restricted Band
Pk - Peak detector

UL VERIFICATION SERVICES INC. FORM NO: CCSUP4701J
47173 BENICIA STREET, FREMONT, CA 94538, USA TEL: (510) 771-1000 FAX: (510) 661-0888
This report shall not be reproduced except in full, without the written approval of UL Verification Services Inc.

HIGH CHANNEL VERTICAL

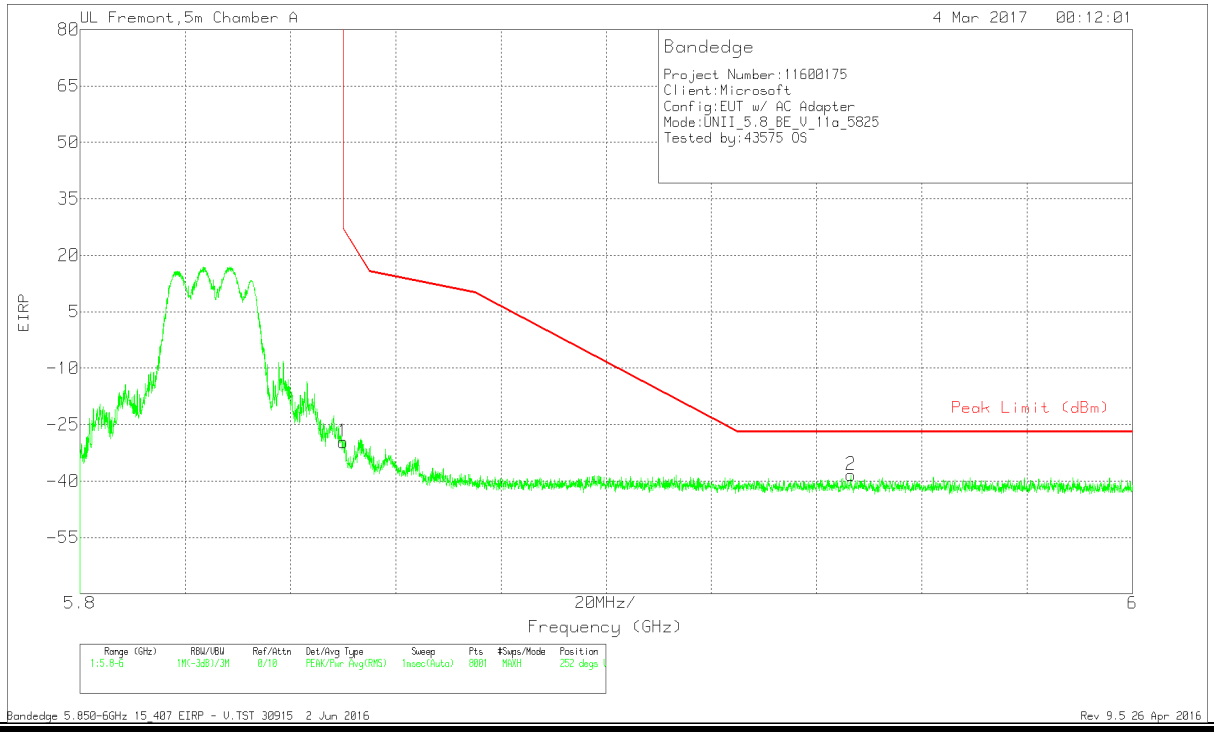

Marker	Frequency (GHz)	Meter Reading (dBm)	Det	AF T711 (dB/m)	Amp/Cbl/Fltr/Pad (dB)	Conversion Factor (dB)	Corrected Reading EIRP	Peak Limit (dBm)	PK Margin (dB)	Azimuth (Degs)	Height (cm)	Polarity
1	5.85	-57.4	Pk	34.8	-18.8	11.8	-29.6	26.94	-56.54	252	294	V
2	5.946	-66.79	Pk	35.1	-18.5	11.8	-38.39	-27	-11.39	252	294	V

* - indicates frequency in CFR47 Pt 15 / IC RSS-Restricted Band
Pk - Peak detector

This report shall not be reproduced except in full, without the written approval of UL Verification Services Inc.

HARMONICS AND SPURIOUS EMISSIONS

LOW CHANNEL HORIZONTAL

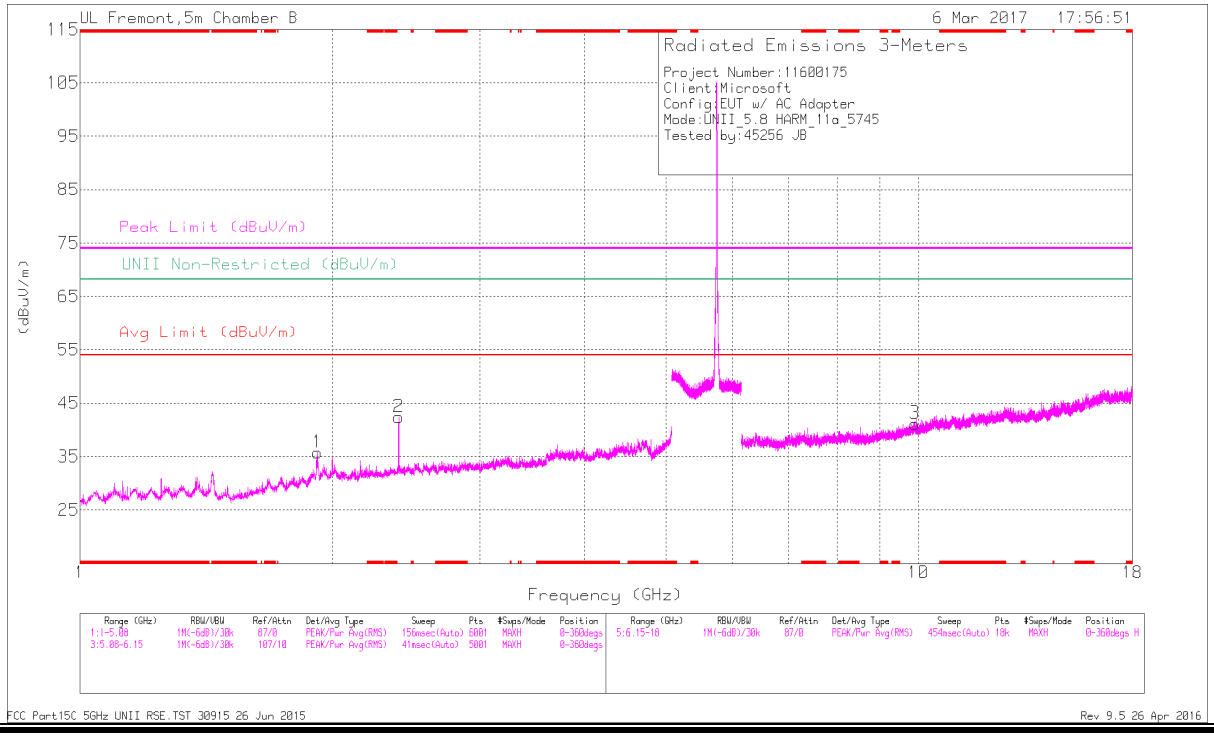

LOW CHANNEL VERTICAL

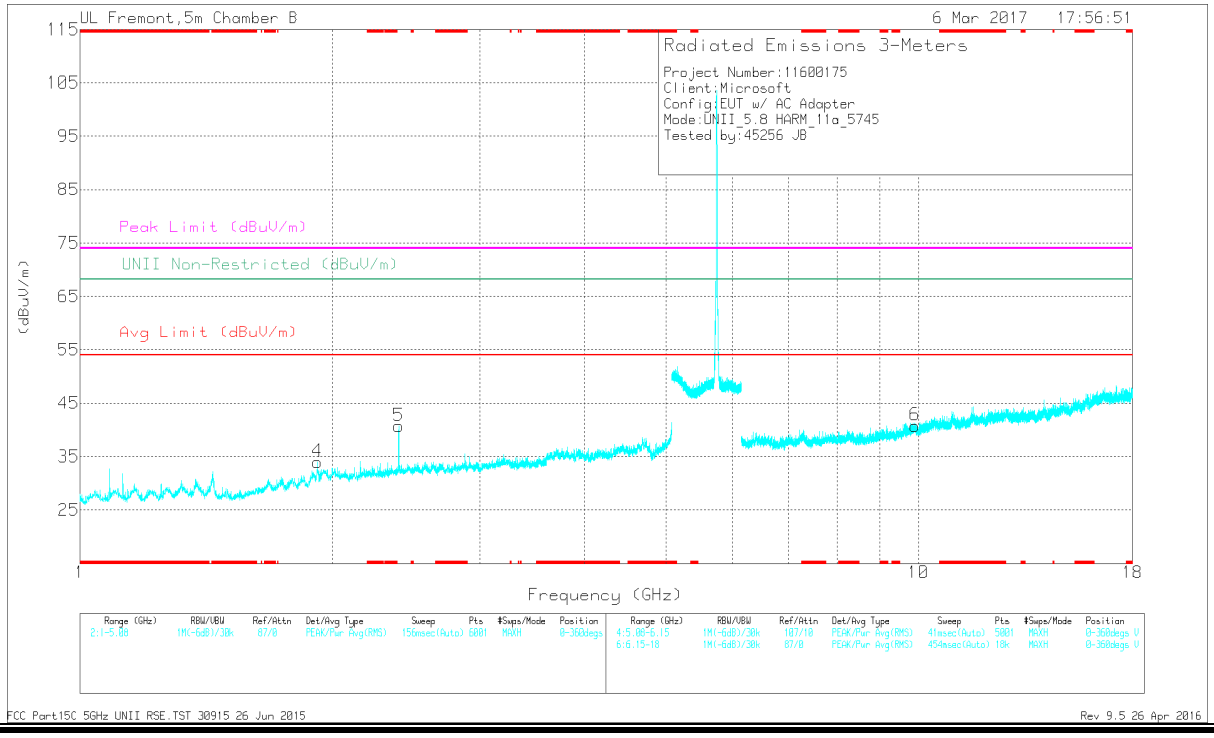

This report shall not be reproduced except in full, without the written approval of UL Verification Services Inc.

Marker	Frequency (GHz)	Meter Reading (dBuV)	Det	AF T345 (dB/m)	Amp/Cbl/Fltr/Pad (dB)	Corrected Reading (dBuV/m)	Avg Limit (dBuV/m)	Margin (dB)	Peak Limit (dBuV/m)	PK Margin (dB)	UNII Non-Restricted (dBuV/m)	PK Margin (dB)	Azimuth (Degs)	Height (cm)	Polarity
1	1.919	51.72	PK-U	31	-32.3	50.42	-	-	-	-	68.2	-17.78	245	100	H
4	1.921	49.58	PK-U	31	-32.3	48.28	-	-	-	-	68.2	-19.92	235	228	V
2	2.4	47.88	PK-U	32.2	-32.7	47.38	-	-	-	-	68.2	-20.82	269	237	H
5	2.4	46.37	PK-U	32.2	-32.6	45.97	-	-	-	-	68.2	-22.23	81	100	V
3	9.907	33.56	PK-U	37.2	-23.8	46.96	-	-	-	-	68.2	-21.24	249	243	V
6	9.909	34.07	PK-U	37.2	-23.8	47.47	-	-	-	-	68.2	-20.73	167	359	H

PK-U - U-NII: Maximum Peak
ADR - U-NII AD primary method, RMS average

UL VERIFICATION SERVICES INC. FORM NO: CCSUP4701J
47173 BENICIA STREET, FREMONT, CA 94538, USA TEL: (510) 771-1000 FAX: (510) 661-0888
This report shall not be reproduced except in full, without the written approval of UL Verification Services Inc.

MID CHANNEL HORIZONTAL

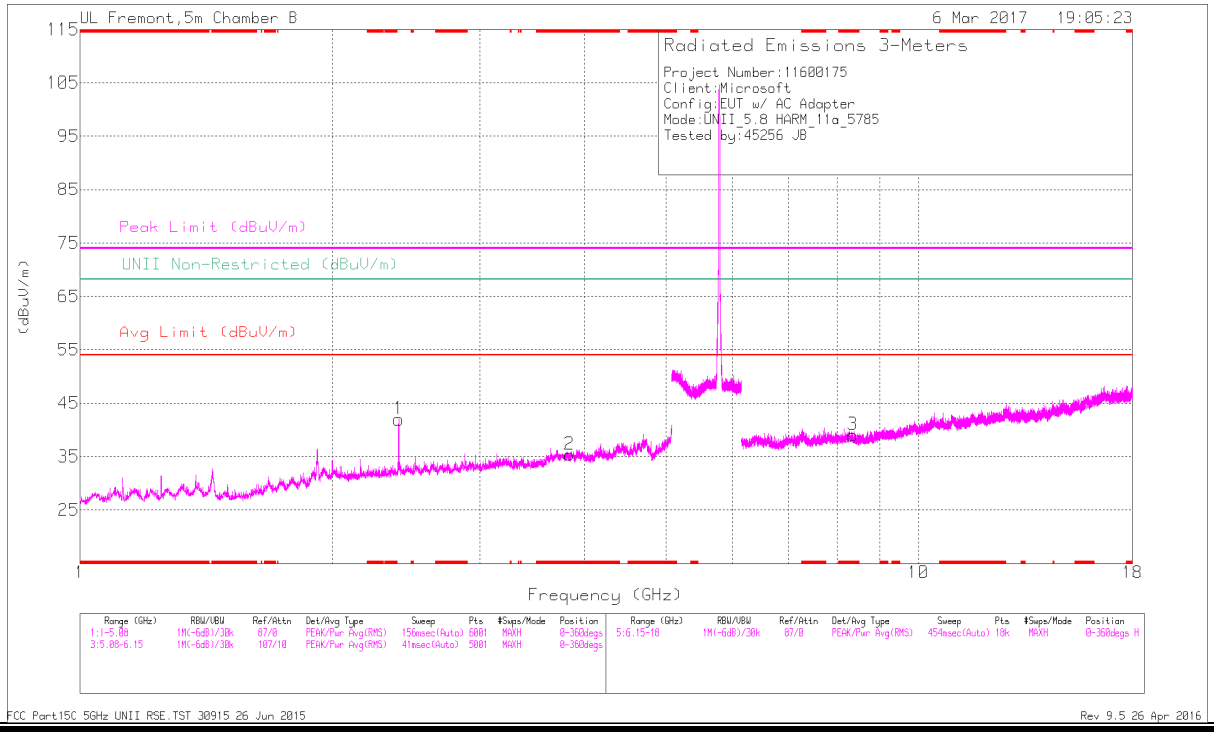

MID CHANNEL VERTICAL

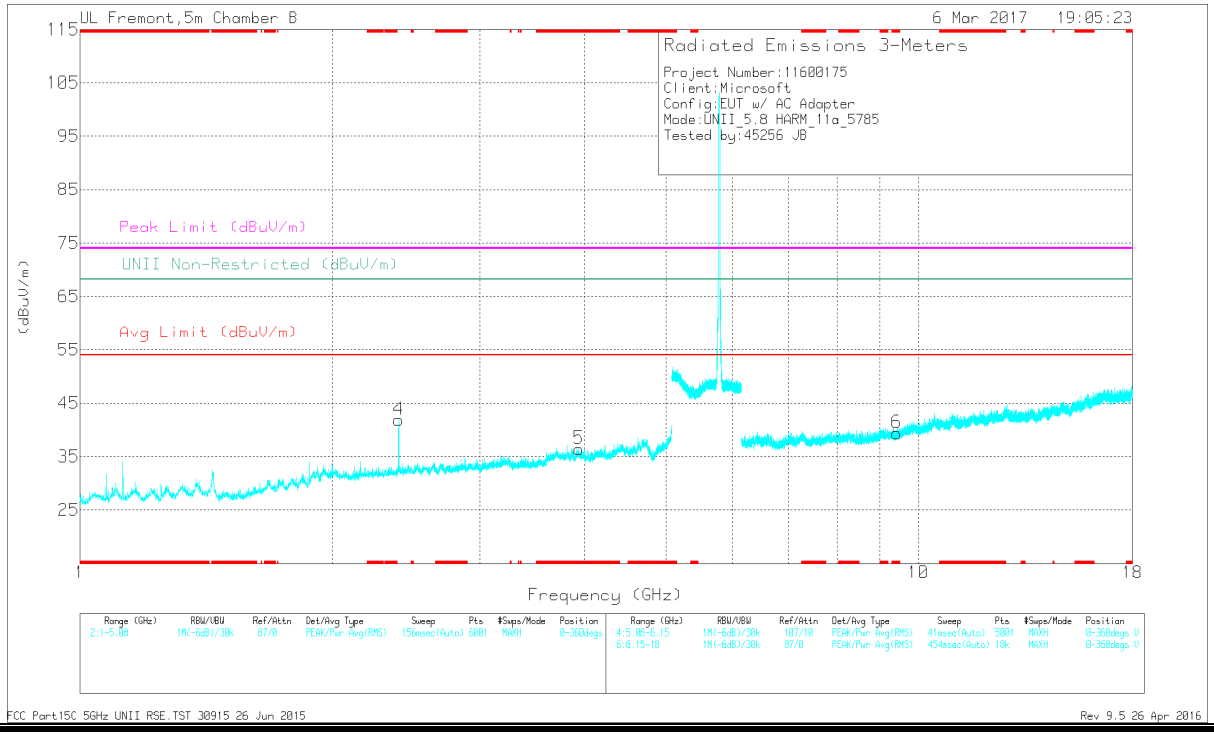

UL VERIFICATION SERVICES INC. FORM NO: CCSUP4701J
47173 BENICIA STREET, FREMONT, CA 94538, USA TEL: (510) 771-1000 FAX: (510) 661-0888
This report shall not be reproduced except in full, without the written approval of UL Verification Services Inc.

Marker	Frequency (GHz)	Meter Reading (dBuV)	Det	AF T345 (dB/m)	Amp/Cbl/Fltr/Pad (dB)	Corrected Reading (dBuV/m)	Avg Limit (dBuV/m)	Margin (dB)	Peak Limit (dBuV/m)	PK Margin (dB)	UNII Non-Restricted (dBuV/m)	PK Margin (dB)	Azimuth (Degs)	Height (cm)	Polarity
2	* 3.837	39.27	PK-U	33.4	-31	41.67	-	-	74	-32.33	-	-	0	146	H
	* 3.838	28.46	ADR	33.4	-31	30.86	54	-23.14	-	-	-	-	0	146	H
5	* 3.935	38.16	PK-U	33.3	-29.8	41.66	-	-	74	-32.34	-	-	41	354	V
	* 3.935	27.74	ADR	33.3	-29.8	31.24	54	-22.76	-	-	-	-	41	354	V
3	* 8.351	35.43	PK-U	35.8	-26.4	44.83	-	-	74	-29.17	-	-	156	377	H
	* 8.35	24.83	ADR	35.8	-26.4	34.23	54	-19.77	-	-	-	-	156	377	H
6	* 9.422	33.79	PK-U	36.5	-25	45.29	-	-	74	-28.71	-	-	70	107	V
	* 9.42	23.58	ADR	36.5	-25.1	34.98	54	-19.02	-	-	-	-	70	107	V
1	2.4	47.97	PK-U	32.2	-32.6	47.57	-	-	-	-	68.2	-20.63	272	140	H
4	2.4	45.21	PK-U	32.2	-32.6	44.81	-	-	-	-	68.2	-23.39	77	117	V

* - indicates frequency in CFR47 Pt 15 / IC RSS-Restricted Band
PK-U - U-NII: Maximum Peak
ADR - U-NII AD primary method, RMS average

UL VERIFICATION SERVICES INC. FORM NO: CCSUP4701J
47173 BENICIA STREET, FREMONT, CA 94538, USA TEL: (510) 771-1000 FAX: (510) 661-0888
This report shall not be reproduced except in full, without the written approval of UL Verification Services Inc.

HIGH CHANNEL HORIZONTAL

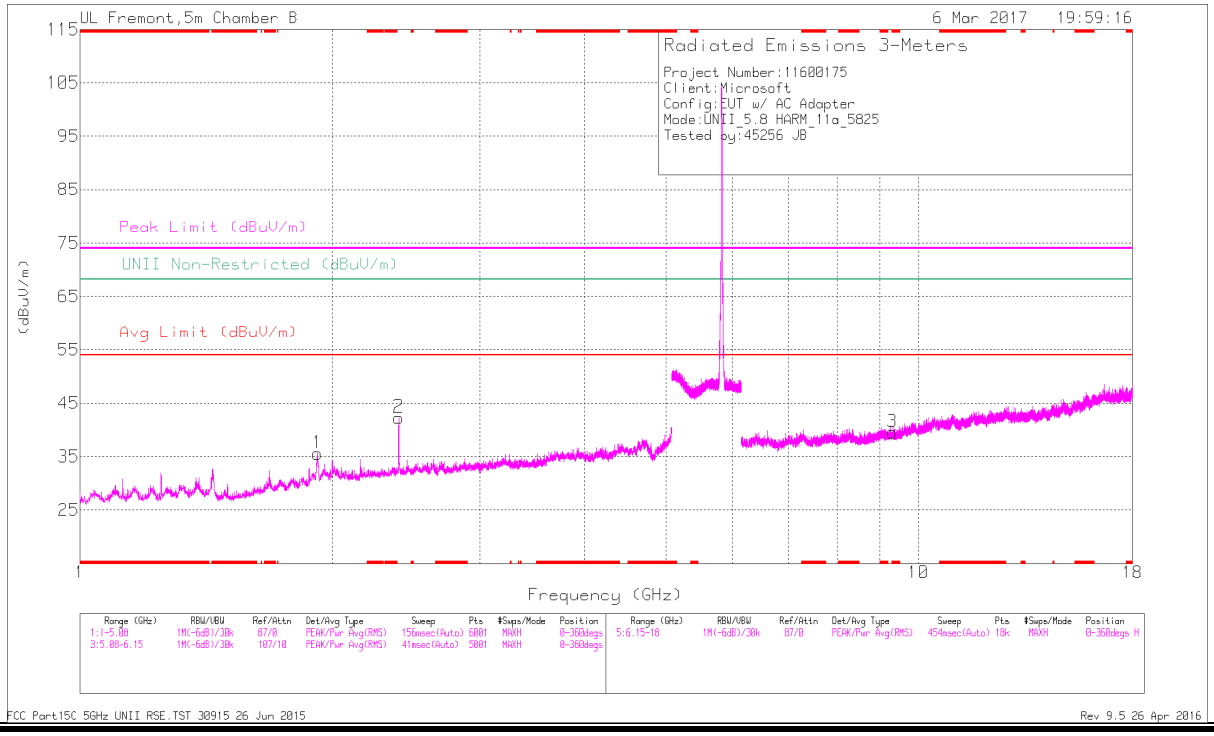

HIGH CHANNEL VERTICAL

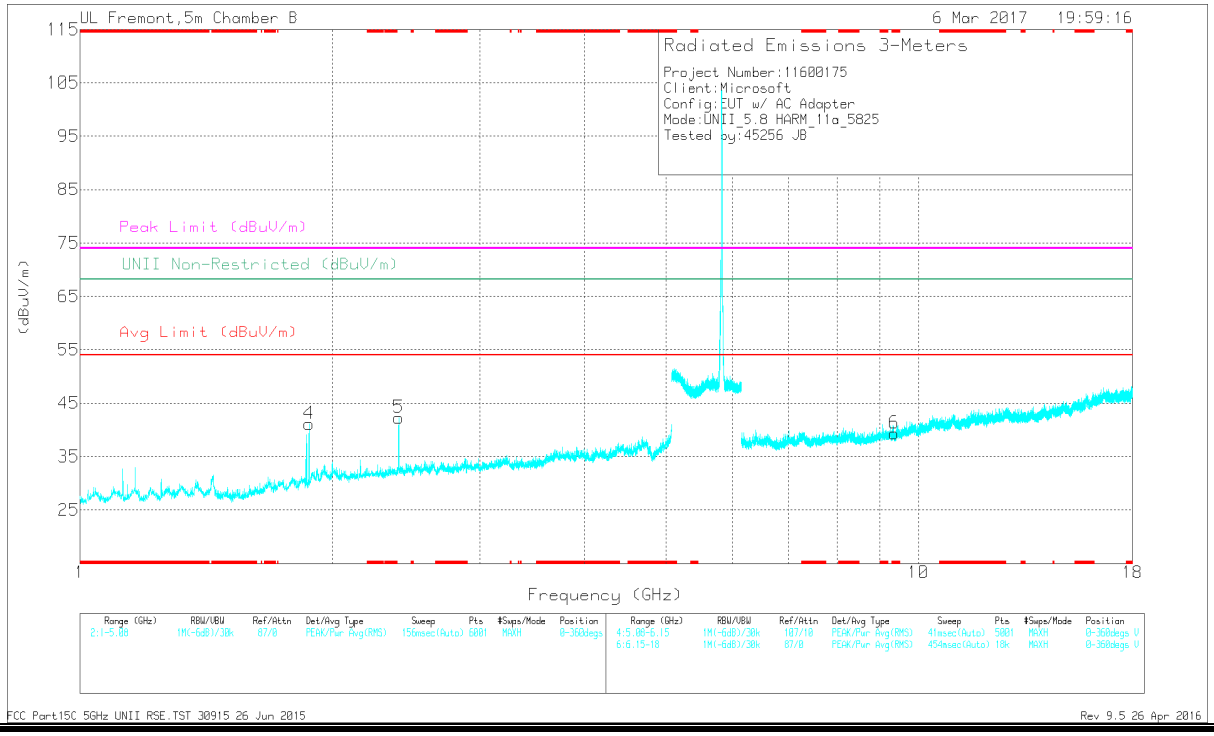

UL VERIFICATION SERVICES INC. FORM NO: CCSUP4701J
47173 BENICIA STREET, FREMONT, CA 94538, USA TEL: (510) 771-1000 FAX: (510) 661-0888
This report shall not be reproduced except in full, without the written approval of UL Verification Services Inc.

Marker	Frequency (GHz)	Meter Reading (dBuV)	Det	AF T345 (dB/m)	Amp/Cbl/Fltr/Pad (dB)	Corrected Reading (dBuV/m)	Avg Limit (dBuV/m)	Margin (dB)	Peak Limit (dBuV/m)	PK Margin (dB)	UNII Non-Restricted (dBuV/m)	PK Margin (dB)	Azimuth (Degs)	Height (cm)	Polarity
3	* 9.304	34.01	PK-U	36.4	-24.8	45.61	-	-	74	-28.39	-	-	119	376	H
	* 9.307	23.61	ADR	36.4	-24.8	35.21	54	-18.79	-	-	-	-	119	376	H
6	* 9.354	34.55	PK-U	36.5	-25.4	45.65	-	-	74	-28.35	-	-	241	139	V
	* 9.357	23.74	ADR	36.5	-25.4	34.84	54	-19.16	-	-	-	-	241	139	V
4	1.878	40.14	PK-U	30.7	-33.2	37.64	-	-	-	-	68.2	-30.56	54	314	V
1	1.919	51.2	PK-U	31	-32.3	49.9	-	-	-	-	68.2	-18.3	240	100	H
2	2.401	49.17	PK-U	32.2	-32.7	48.67	-	-	-	-	68.2	-19.53	245	128	H
5	2.401	46.05	PK-U	32.2	-32.7	45.55	-	-	-	-	68.2	-22.65	80	100	V

* - indicates frequency in CFR47 Pt 15 / IC RSS-Restricted Band
PK-U - U-NII: Maximum Peak
ADR - U-NII AD primary method, RMS average

UL VERIFICATION SERVICES INC. FORM NO: CCSUP4701J
47173 BENICIA STREET, FREMONT, CA 94538, USA TEL: (510) 771-1000 FAX: (510) 661-0888
This report shall not be reproduced except in full, without the written approval of UL Verification Services Inc.

10.1.14. 11n HT20 2TX MODE IN THE 5.8GHz BAND

RESTRICTED BANDEDGE (LOW CHANNEL)

LOW CHANNEL HORIZONTAL

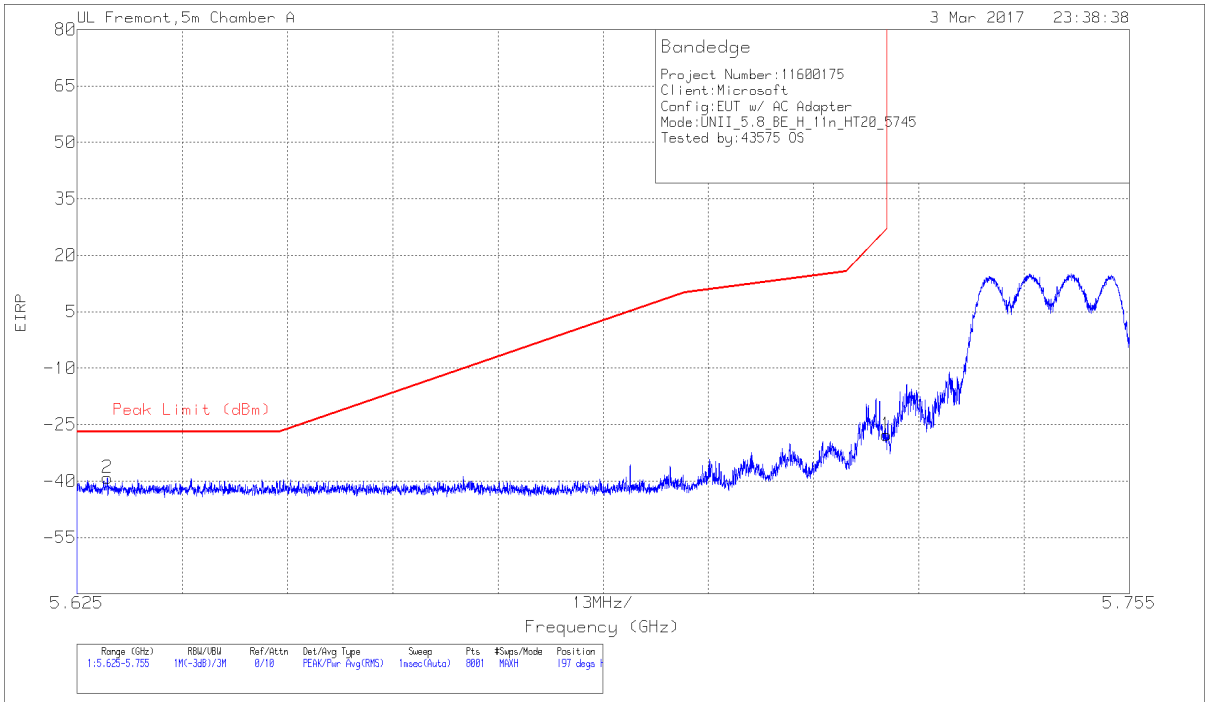

Marker	Frequency (GHz)	Meter Reading (dBm)	Det	AF T711 (dB/m)	Amp/Cbl/Fltr/Pad (dB)	Conversion Factor (dB)	Corrected Reading EIRP	Peak Limit (dBm)	PK Margin (dB)	Azimuth (Degs)	Height (cm)	Polarity
2	5.629	-66.67	Pk	34.7	-19	11.8	-39.17	-27	-12.17	197	275	H
1	5.725	-55.34	Pk	34.8	-19	11.8	-27.74	26.97	-54.71	197	275	H

* - indicates frequency in CFR47 Pt 15 / IC RSS-Restricted Band
Pk - Peak detector

This report shall not be reproduced except in full, without the written approval of UL Verification Services Inc.

LOW CHANNEL VERTICAL

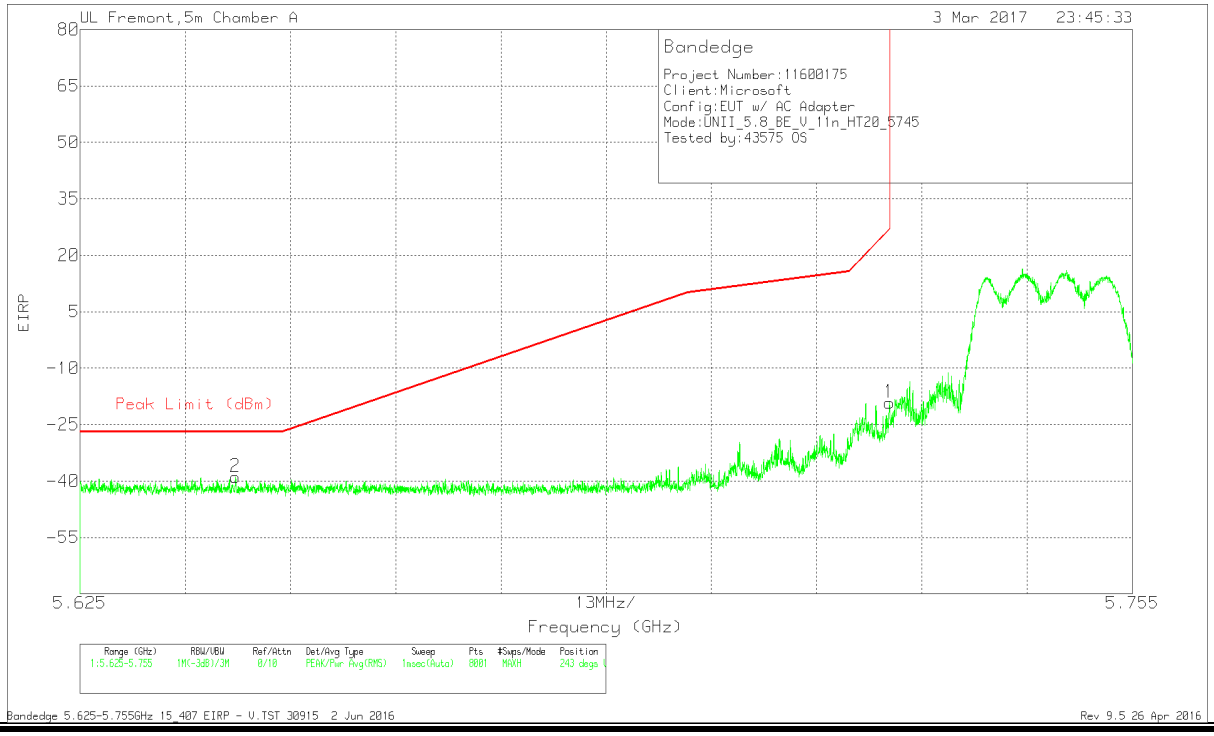

Marker	Frequency (GHz)	Meter Reading (dBm)	Det	AF T711 (dB/m)	Amp/Cbl/Fltr/Pad (dB)	Conversion Factor (dB)	Corrected Reading EIRP	Peak Limit (dBm)	PK Margin (dB)	Azimuth (Degs)	Height (cm)	Polarity
2	5.644	-66.4	Pk	34.7	-19	11.8	-38.9	-27	-11.9	243	243	V
1	5.725	-46.73	Pk	34.8	-19	11.8	-19.13	26.97	-46.1	243	243	V

* - indicates frequency in CFR47 Pt 15 / IC RSS-Restricted Band
Pk - Peak detector

UL VERIFICATION SERVICES INC. FORM NO: CCSUP4701J
47173 BENICIA STREET, FREMONT, CA 94538, USA TEL: (510) 771-1000 FAX: (510) 661-0888
This report shall not be reproduced except in full, without the written approval of UL Verification Services Inc.

AUTHORIZED BANDEDGE (HIGH CHANNEL)

HIGH CHANNEL HORIZONTAL

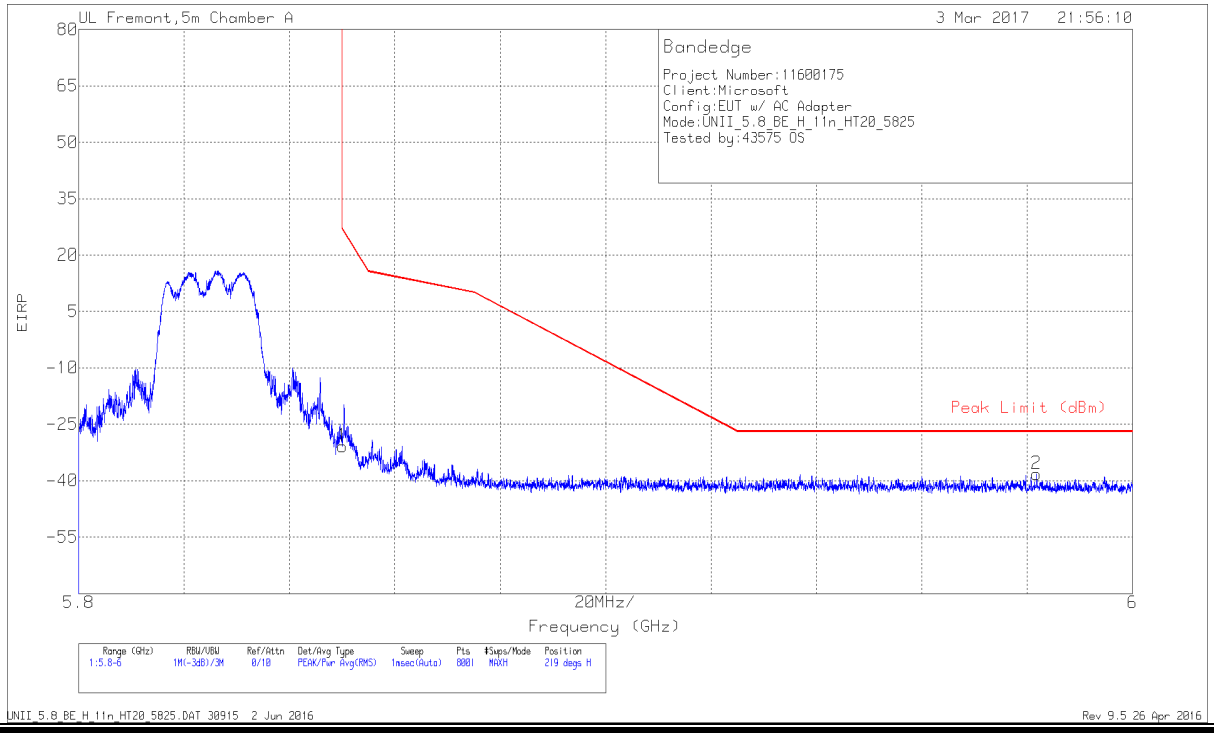

Marker	Frequency (GHz)	Meter Reading (dBm)	Det	AF T711 (dB/m)	Amp/Cbl/Fltr/Pad (dB)	Conversion Factor (dB)	Corrected Reading EIRP	Peak Limit (dBm)	PK Margin (dB)	Azimuth (Degs)	Height (cm)	Polarity
1	5.85	-58.71	Pk	34.8	-18.8	11.8	-30.91	26.94	-57.85	219	133	H
2	5.982	-66.69	Pk	35.2	-18.5	11.8	-38.19	-27	-11.19	219	133	H

* - indicates frequency in CFR47 Pt 15 / IC RSS-Restricted Band
Pk - Peak detector

This report shall not be reproduced except in full, without the written approval of UL Verification Services Inc.

HIGH CHANNEL VERTICAL

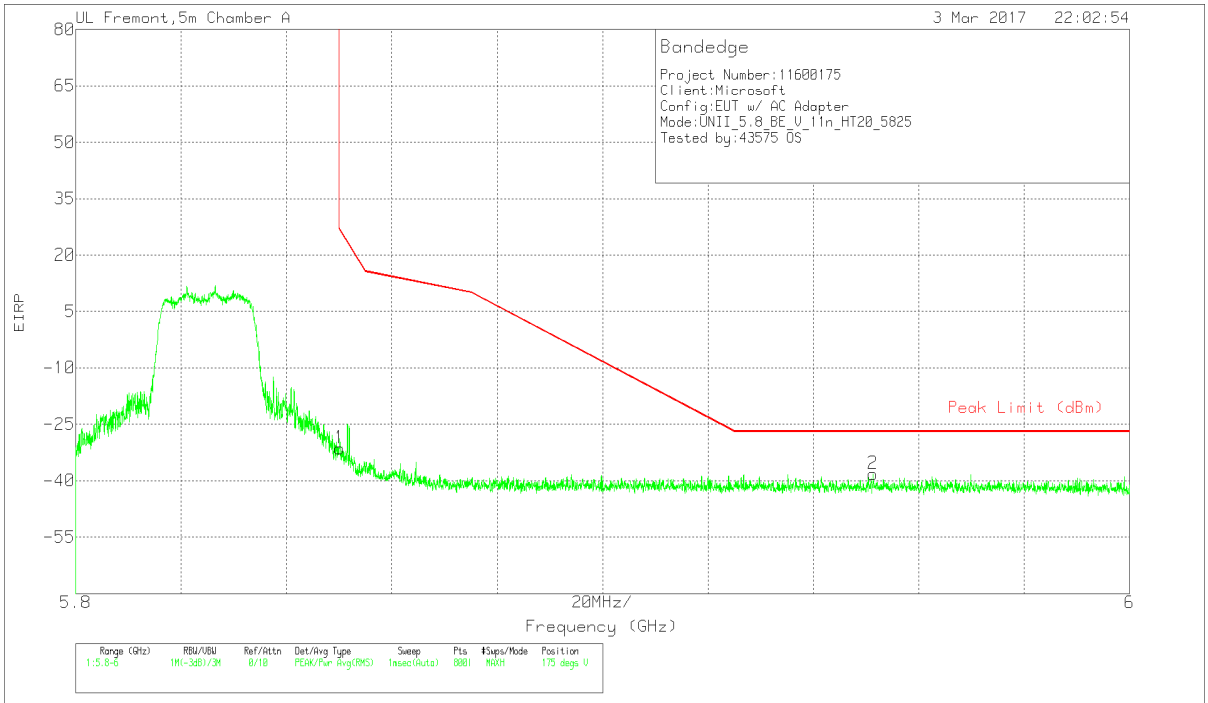

Marker	Frequency (GHz)	Meter Reading (dBm)	Det	AF T711 (dB/m)	Amp/Cbl/Fltr/Pad (dB)	Conversion Factor (dB)	Corrected Reading EIRP	Peak Limit (dBm)	PK Margin (dB)	Azimuth (Degs)	Height (cm)	Polarity
1	5.85	-59.27	Pk	34.8	-18.8	11.8	-31.47	26.94	-58.41	175	156	V
2	5.951	-66.58	Pk	35.1	-18.5	11.8	-38.18	-27	-11.18	175	156	V

* - indicates frequency in CFR47 Pt 15 / IC RSS-Restricted Band
Pk - Peak detector

UL VERIFICATION SERVICES INC. FORM NO: CCSUP4701J
47173 BENICIA STREET, FREMONT, CA 94538, USA TEL: (510) 771-1000 FAX: (510) 661-0888
This report shall not be reproduced except in full, without the written approval of UL Verification Services Inc.

HARMONICS AND SPURIOUS EMISSIONS

LOW CHANNEL HORIZONTAL

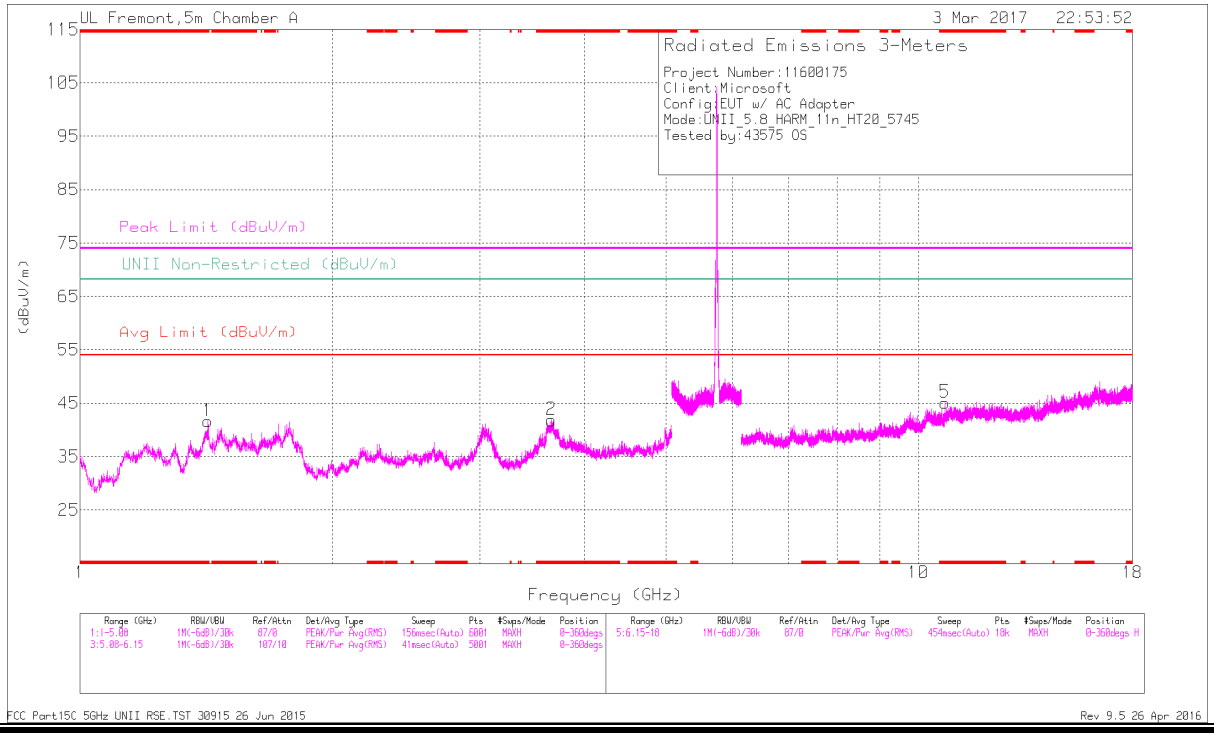

LOW CHANNEL VERTICAL

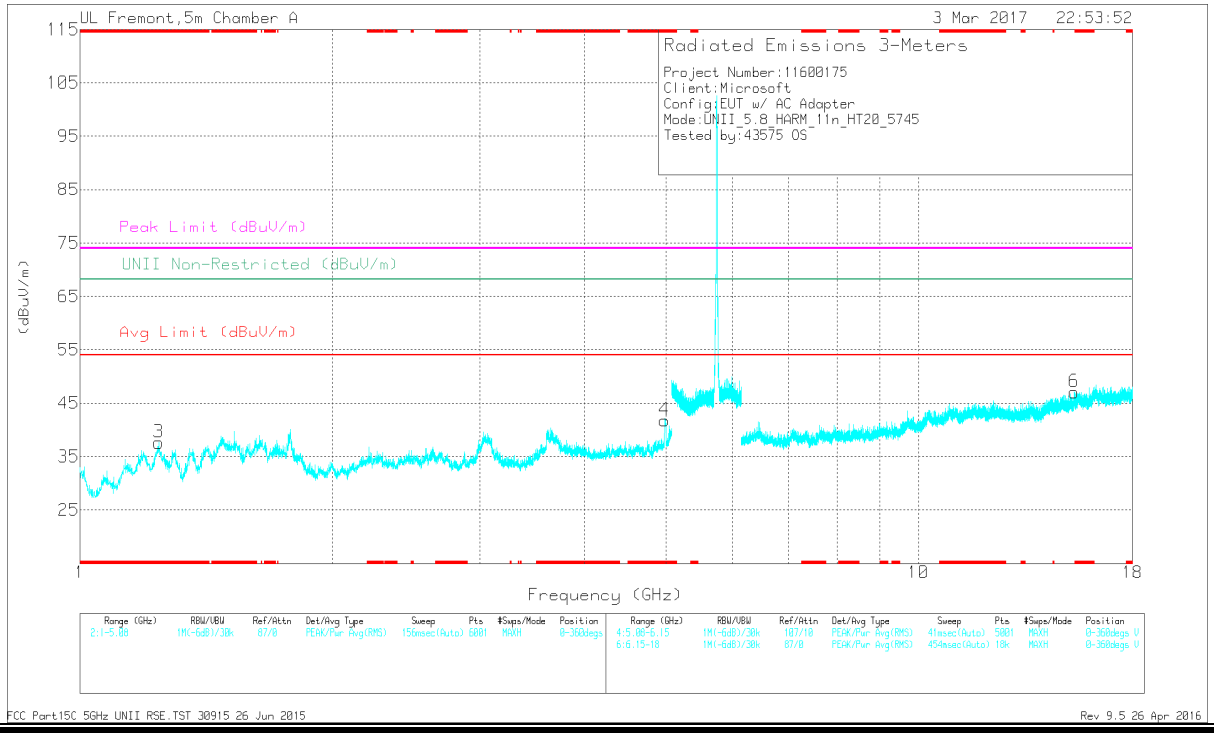

This report shall not be reproduced except in full, without the written approval of UL Verification Services Inc.

Marker	Frequency (GHz)	Meter Reading (dBuV)	Det	AF T711 (dB/m)	Amp/Cbl/Fltr/Pad (dB)	Corrected Reading (dBuV/m)	Avg Limit (dBuV/m)	Margin (dB)	Peak Limit (dBuV/m)	PK Margin (dB)	UNII Non-Restricted (dBuV/m)	PK Margin (dB)	Azimuth (Degs)	Height (cm)	Polarity
1	* 1.42	52.14	PK-U	29	-33.4	47.74	-	-	74	-26.26	-	-	273	103	H
	* 1.421	41.25	ADR	29	-33.4	36.85	54	-17.15	-	-	-	-	273	103	H
2	* 3.65	46.42	PK-U	33.1	-30.9	48.62	-	-	74	-25.38	-	-	36	238	H
	* 3.649	35.6	ADR	33.1	-30.9	37.8	54	-16.2	-	-	-	-	36	238	H
3	* 1.24	50.31	PK-U	29	-34.3	45.01	-	-	74	-28.99	-	-	249	152	V
	* 1.241	39.44	ADR	29	-34.3	34.14	54	-19.86	-	-	-	-	249	152	V
4	* 4.98	42.88	PK-U	34.1	-27.2	49.78	-	-	74	-24.22	-	-	233	191	V
	* 4.98	30.32	ADR	34.1	-27.2	37.22	54	-16.78	-	-	-	-	233	191	V
5	* 10.75	31.78	PK-U	37.9	-20.4	49.28	-	-	74	-24.72	-	-	4	200	H
	* 10.749	19.86	ADR	37.9	-20.4	37.36	54	-16.64	-	-	-	-	4	200	H
6	15.341	32.27	PK-U	40.1	-20.2	52.17	-	-	-	-	68.2	-16.03	163	258	V

* - indicates frequency in CFR47 Pt 15 / IC RSS-Restricted Band
PK-U - U-NII: Maximum Peak
ADR - U-NII AD primary method, RMS average

UL VERIFICATION SERVICES INC. FORM NO: CCSUP4701J
47173 BENICIA STREET, FREMONT, CA 94538, USA TEL: (510) 771-1000 FAX: (510) 661-0888
This report shall not be reproduced except in full, without the written approval of UL Verification Services Inc.

MID CHANNEL HORIZONTAL

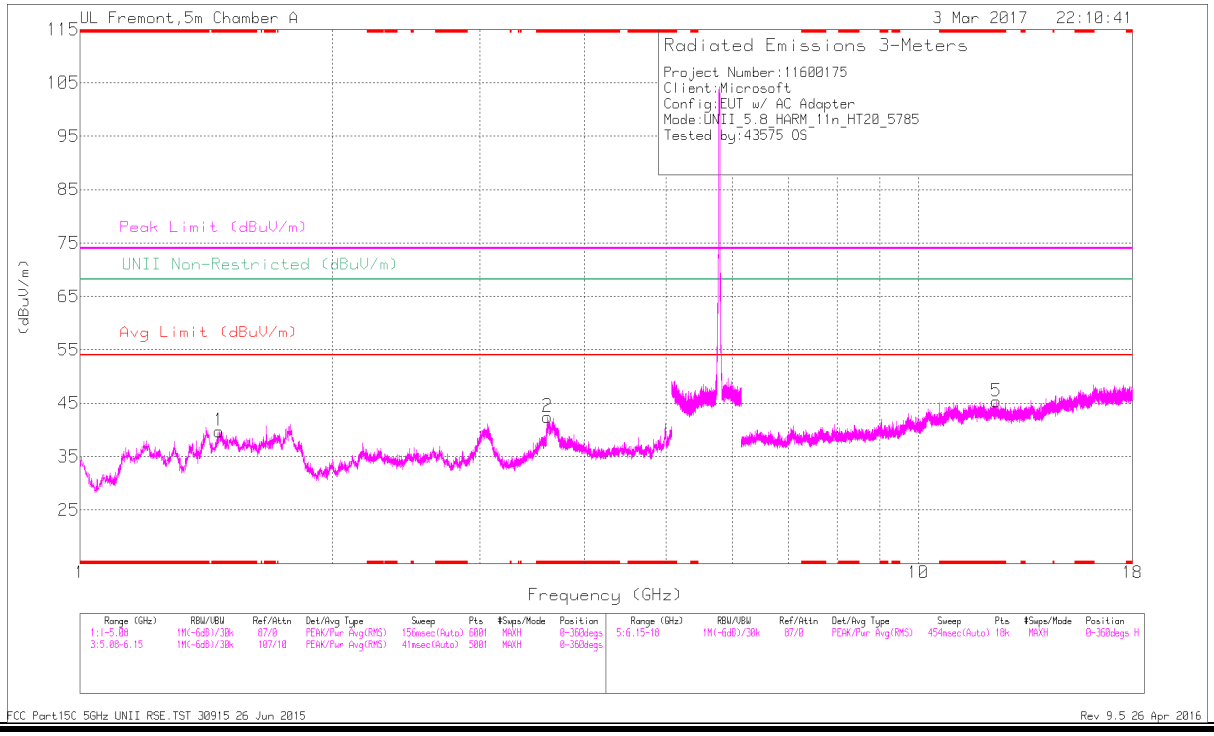

MID CHANNEL VERTICAL

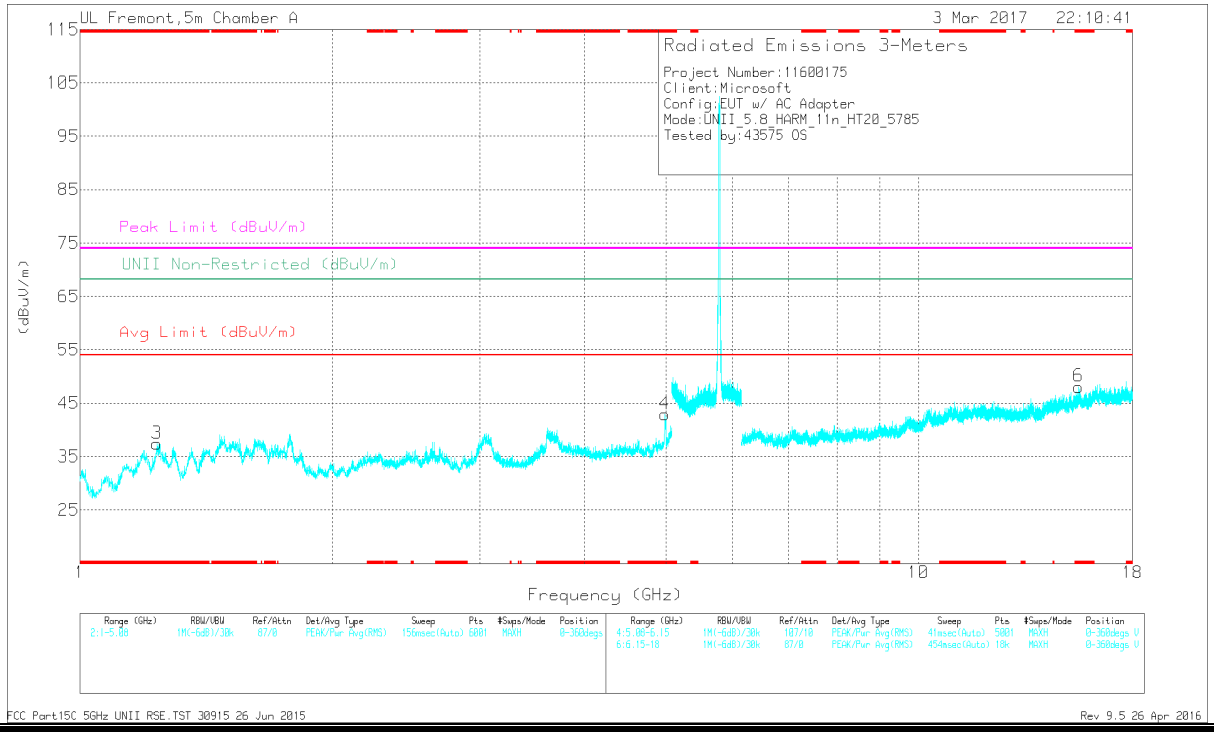

This report shall not be reproduced except in full, without the written approval of UL Verification Services Inc.

Marker	Frequency (GHz)	Meter Reading (dBuV)	Det	AF T711 (dB/m)	Amp/Cbl/Fltr/Pad (dB)	Corrected Reading (dBuV/m)	Avg Limit (dBuV/m)	Margin (dB)	Peak Limit (dBuV/m)	PK Margin (dB)	UNII Non-Restricted (dBuV/m)	PK Margin (dB)	Azimuth (Degs)	Height (cm)	Polarity
1	* 1.468	52.6	PK-U	28.5	-33.5	47.6	-	-	74	-26.4	-	-	93	194	H
	* 1.467	42.12	ADR	28.5	-33.5	37.12	54	-16.88	-	-	-	-	93	194	H
2	* 3.612	44.09	PK-U	33.1	-30.7	46.49	-	-	74	-27.51	-	-	45	280	H
	* 3.611	33.79	ADR	33.1	-30.7	36.19	54	-17.81	-	-	-	-	45	280	H
3	* 1.237	51.49	PK-U	29	-34.3	46.19	-	-	74	-27.81	-	-	248	212	V
	* 1.235	39.74	ADR	28.9	-34.4	34.24	54	-19.76	-	-	-	-	248	212	V
4	* 4.986	43.61	PK-U	34.1	-27	50.71	-	-	74	-23.29	-	-	225	183	V
	* 4.985	30.31	ADR	34.1	-27	37.41	54	-16.59	-	-	-	-	225	183	V
5	* 12.388	31.93	PK-U	38.9	-20.5	50.33	-	-	74	-23.67	-	-	13	102	H
	* 12.389	19.96	ADR	38.9	-20.5	38.36	54	-15.64	-	-	-	-	13	102	H
6	* 15.519	32.15	PK-U	40.3	-18.8	53.65	-	-	74	-20.35	-	-	256	200	V
	* 15.52	19.61	ADR	40.3	-18.8	41.11	54	-12.89	-	-	-	-	256	200	V

* - indicates frequency in CFR47 Pt 15 / IC RSS-Restricted Band
PK-U - U-NII: Maximum Peak
ADR - U-NII AD primary method, RMS average

UL VERIFICATION SERVICES INC. FORM NO: CCSUP4701J
47173 BENICIA STREET, FREMONT, CA 94538, USA TEL: (510) 771-1000 FAX: (510) 661-0888
This report shall not be reproduced except in full, without the written approval of UL Verification Services Inc.

HIGH CHANNEL HORIZONTAL

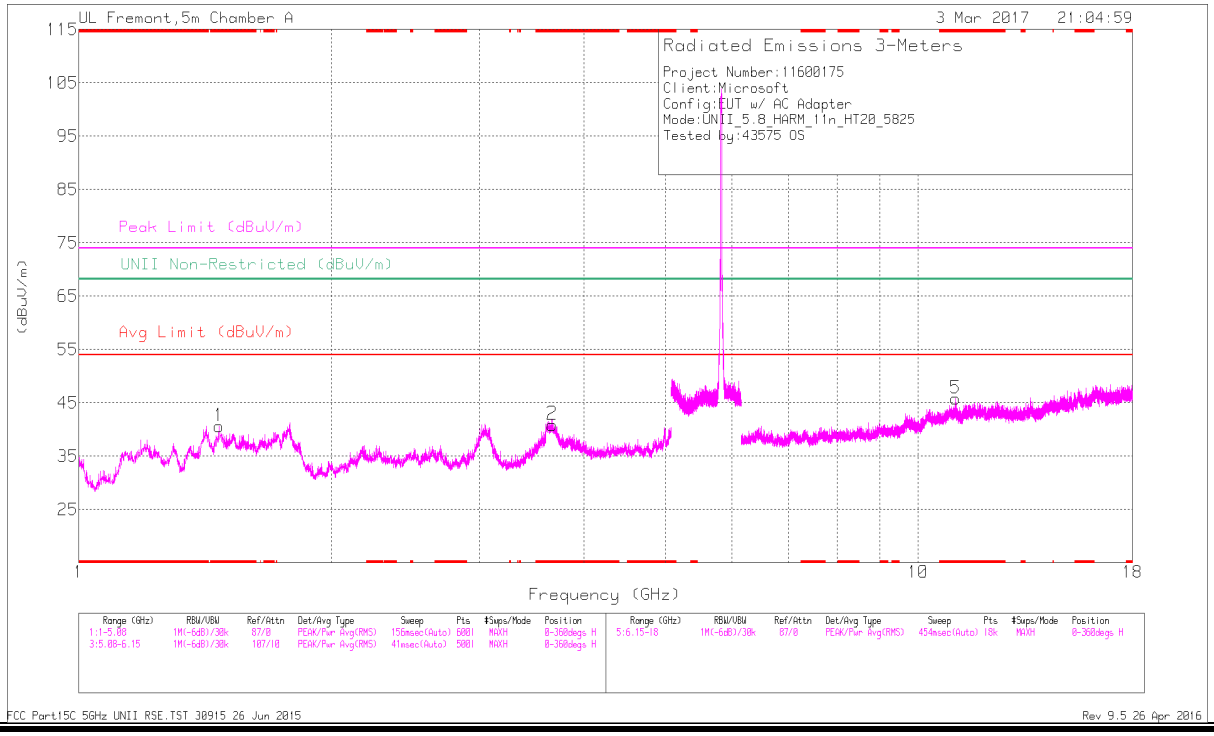

HIGH CHANNEL VERTICAL

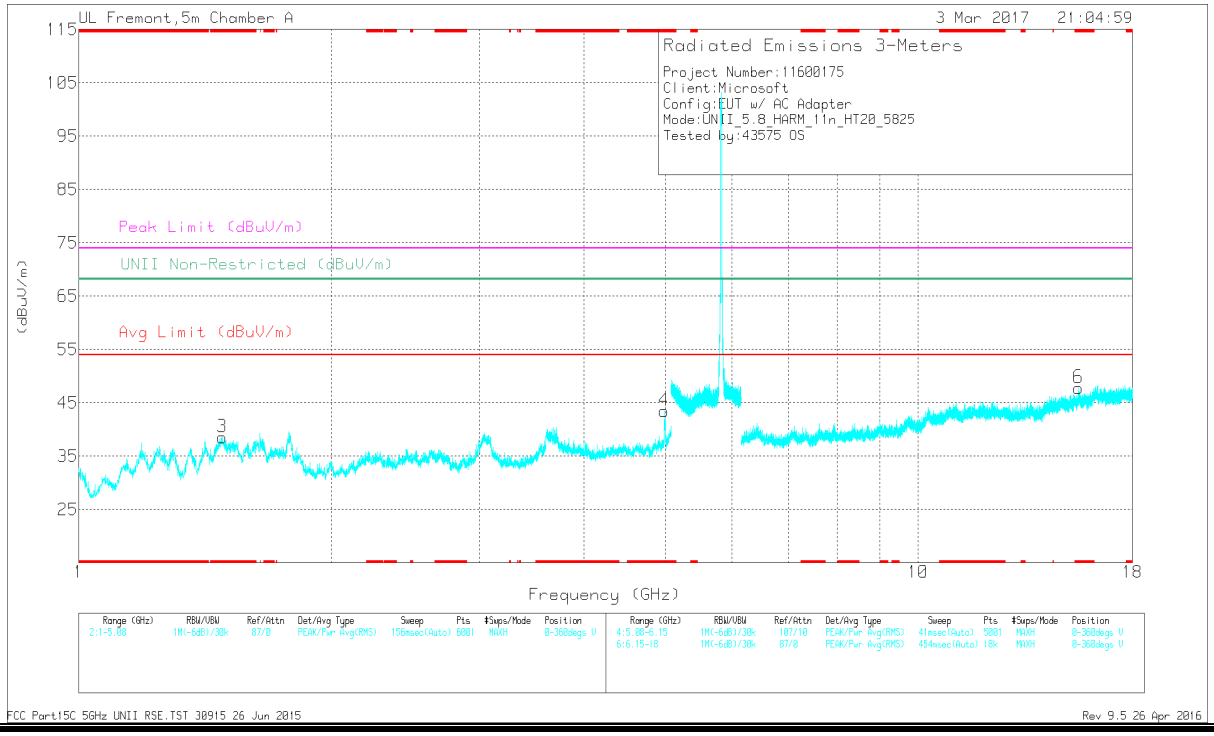

UL VERIFICATION SERVICES INC. FORM NO: CCSUP4701J
47173 BENICIA STREET, FREMONT, CA 94538, USA TEL: (510) 771-1000 FAX: (510) 661-0888
This report shall not be reproduced except in full, without the written approval of UL Verification Services Inc.

Marker	Frequency (GHz)	Meter Reading (dBuV)	Det	AF T711 (dB/m)	Amp/Cbl/Fltr/Pad (dB)	Corrected Reading (dBuV/m)	Avg Limit (dBuV/m)	Margin (dB)	Peak Limit (dBuV/m)	PK Margin (dB)	UNII Non-Restricted (dBuV/m)	PK Margin (dB)	Azimuth (Degs)	Height (cm)	Polarity
1	* 1.468	52.98	PK-U	28.5	-33.5	47.98	-	-	74	-26.02	-	-	96	198	H
	* 1.468	42.25	ADR	28.5	-33.5	37.25	54	-16.75	-	-	-	-	96	198	H
2	* 3.667	46.42	PK-U	33.1	-30.8	48.72	-	-	74	-25.28	-	-	41	101	H
	* 3.663	35.31	ADR	33.1	-30.8	37.61	54	-16.39	-	-	-	-	41	101	H
3	* 1.481	51.44	PK-U	28.3	-33.5	46.24	-	-	74	-27.76	-	-	250	258	V
	* 1.481	40.82	ADR	28.3	-33.5	35.62	54	-18.38	-	-	-	-	250	258	V
4	* 4.98	41.65	PK-U	34.1	-27.2	48.55	-	-	74	-25.45	-	-	234	104	V
	* 4.982	29.22	ADR	34.1	-27.1	36.22	54	-17.78	-	-	-	-	234	104	V
5	* 11.085	32.18	PK-U	37.8	-19.8	50.18	-	-	74	-23.82	-	-	47	126	H
	* 11.082	20.36	ADR	37.8	-19.7	38.46	54	-15.54	-	-	-	-	47	126	H
6	* 15.511	31.67	PK-U	40.3	-19.1	52.87	-	-	74	-21.13	-	-	83	203	V
	* 15.51	19.74	ADR	40.3	-19.2	40.84	54	-13.16	-	-	-	-	83	203	V

* - indicates frequency in CFR47 Pt 15 / IC RSS-Restricted Band
PK-U - U-NII: Maximum Peak
ADR - U-NII AD primary method, RMS average

UL VERIFICATION SERVICES INC. FORM NO: CCSUP4701J
47173 BENICIA STREET, FREMONT, CA 94538, USA TEL: (510) 771-1000 FAX: (510) 661-0888
This report shall not be reproduced except in full, without the written approval of UL Verification Services Inc.

10.1.15. 11n HT40 2TX MODE IN THE 5.8GHz BAND

RESTRICTED BANDEDGE (LOW CHANNEL)

LOW CHANNEL HORIZONTAL

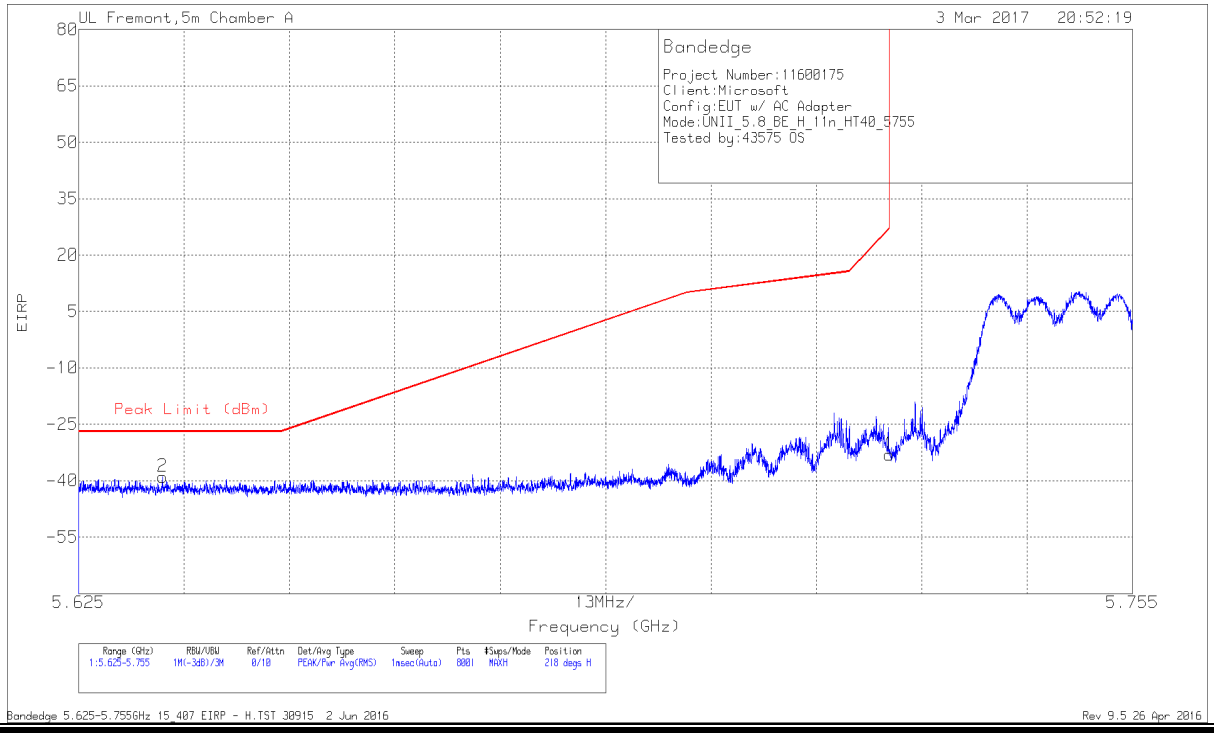

Marker	Frequency (GHz)	Meter Reading (dBm)	Det	AF T711 (dB/m)	Amp/Cbl/Fltr/Pad (dB)	Conversion Factor (dB)	Corrected Reading EIRP	Peak Limit (dBm)	PK Margin (dB)	Azimuth (Degs)	Height (cm)	Polarity
2	5.635	-66.5	Pk	34.7	-19	11.8	-39	-27	-12	218	177	H
1	5.725	-60.7	Pk	34.8	-19	11.8	-33.1	26.97	-60.07	218	177	H

* - indicates frequency in CFR47 Pt 15 / IC RSS-Restricted Band
Pk - Peak detector

This report shall not be reproduced except in full, without the written approval of UL Verification Services Inc.

LOW CHANNEL VERTICAL

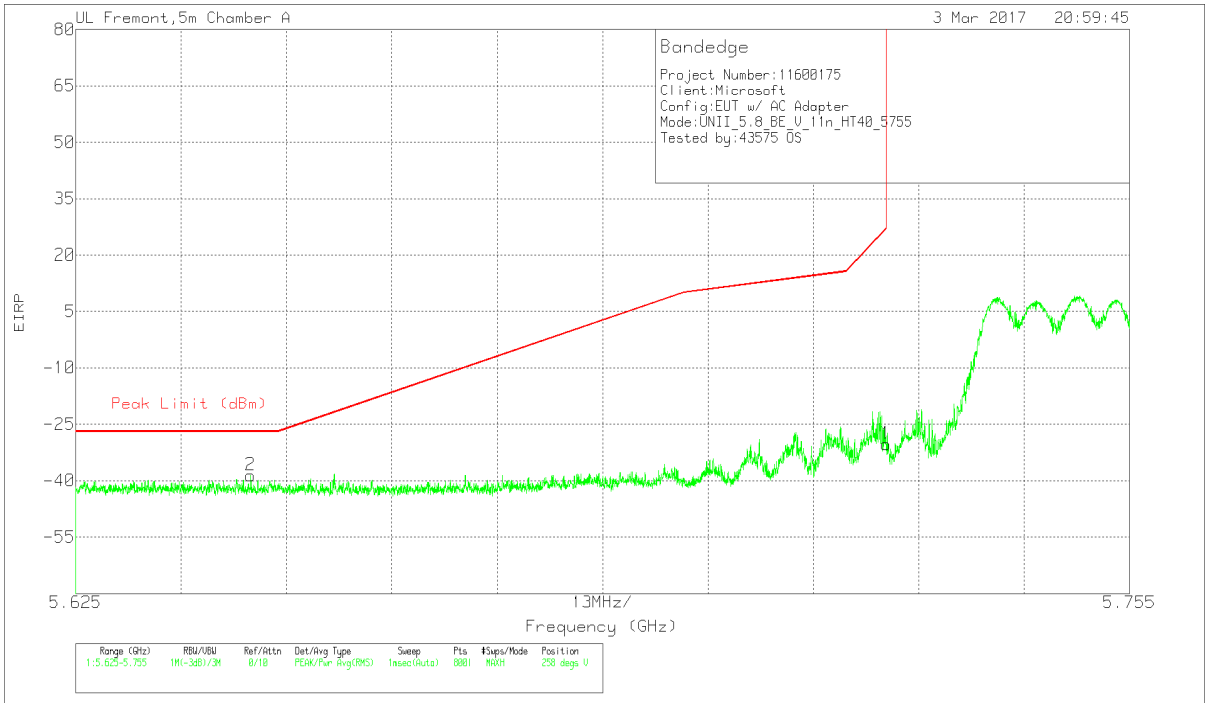

Marker	Frequency (GHz)	Meter Reading (dBm)	Det	AF T711 (dB/m)	Amp/Cbl/Fltr/Pad (dB)	Conversion Factor (dB)	Corrected Reading EIRP	Peak Limit (dBm)	PK Margin (dB)	Azimuth (Degs)	Height (cm)	Polarity
2	5.647	-66.11	Pk	34.7	-19	11.8	-38.61	-27	-11.61	258	276	V
1	5.725	-57.82	Pk	34.8	-19	11.8	-30.22	26.97	-57.19	258	276	V

* - indicates frequency in CFR47 Pt 15 / IC RSS-Restricted Band
Pk - Peak detector

This report shall not be reproduced except in full, without the written approval of UL Verification Services Inc.

AUTHORIZED BANDEDGE (HIGH CHANNEL)

HIGH CHANNEL HORIZONTAL

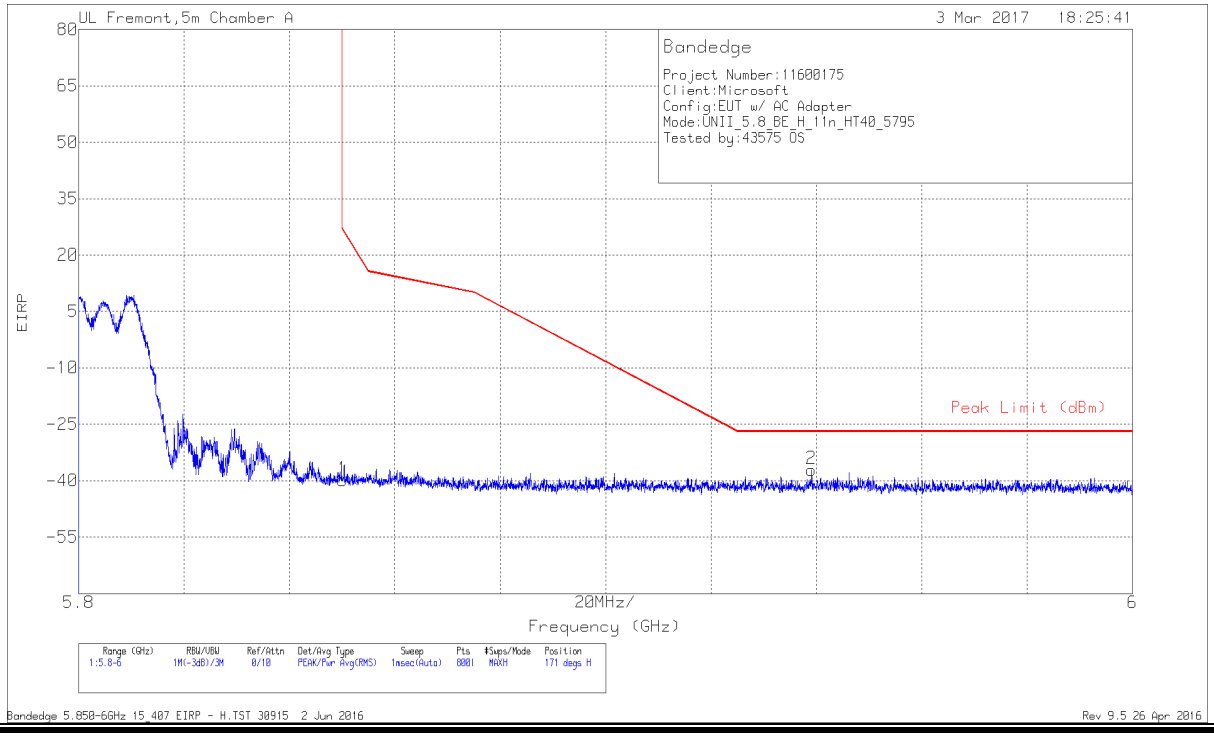

Marker	Frequency (GHz)	Meter Reading (dBm)	Det	AF T711 (dB/m)	Amp/Cbl/Fltr/Pad (dB)	Conversion Factor (dB)	Corrected Reading EIRP	Peak Limit (dBm)	PK Margin (dB)	Azimuth (Degs)	Height (cm)	Polarity
1	5.85	-67.58	Pk	34.8	-18.8	11.8	-39.78	26.94	-66.72	171	250	H
2	5.939	-65.32	Pk	35.1	-18.6	11.8	-37.02	-27	-10.02	171	250	H

Pk - Peak detector

This report shall not be reproduced except in full, without the written approval of UL Verification Services Inc.

HIGH CHANNEL VERTICAL

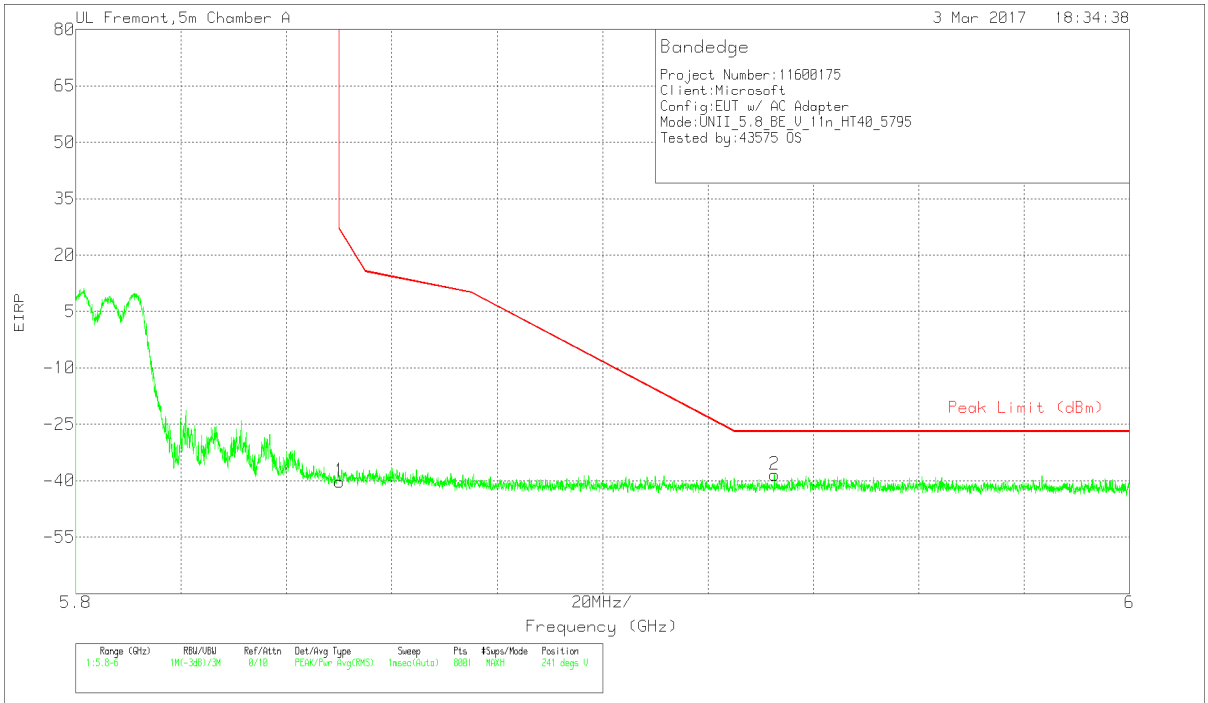

Marker	Frequency (GHz)	Meter Reading (dBm)	Det	AF T711 (dB/m)	Amp/Cbl/Fltr/Pad (dB)	Conversion Factor (dB)	Corrected Reading EIRP	Peak Limit (dBm)	PK Margin (dB)	Azimuth (Degs)	Height (cm)	Polarity
1	5.85	-67.96	Pk	34.8	-18.8	11.8	-40.16	26.94	-67.1	241	281	V
2	5.933	-66.44	Pk	35	-18.7	11.8	-38.34	-27	-11.34	241	281	V

Pk - Peak detector

This report shall not be reproduced except in full, without the written approval of UL Verification Services Inc.

HARMONICS AND SPURIOUS EMISSIONS

LOW CHANNEL HORIZONTAL

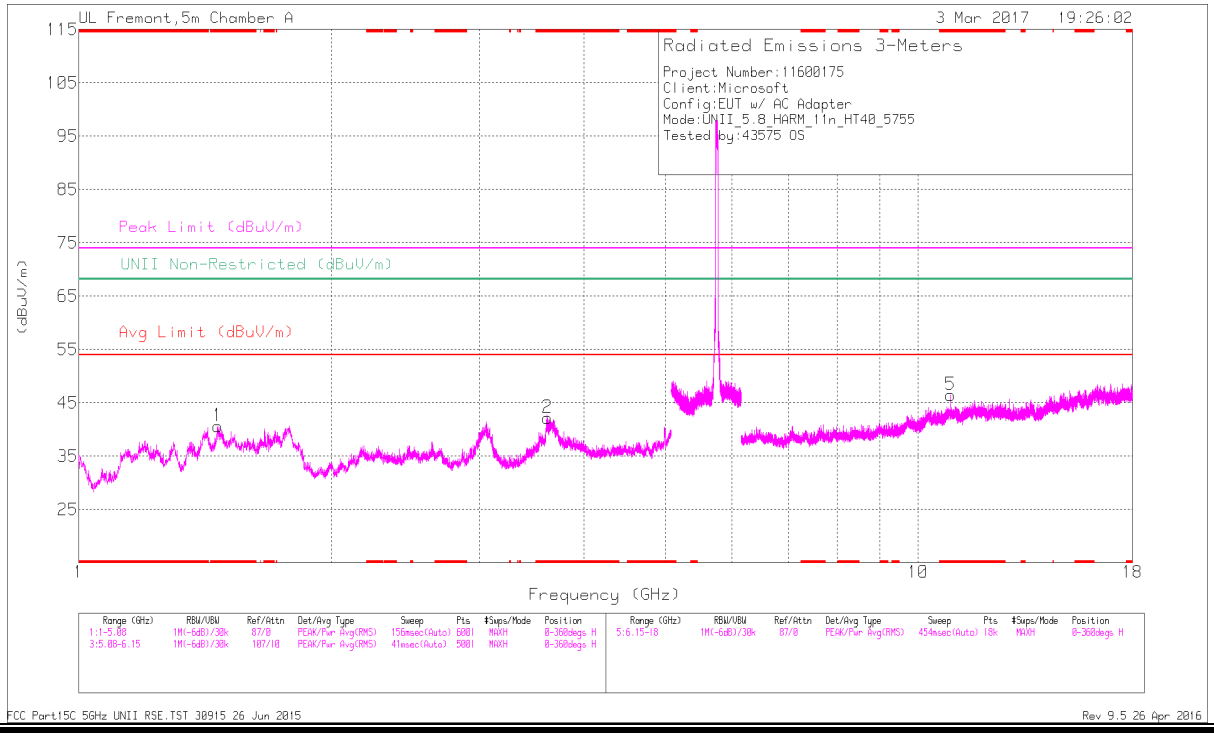

LOW CHANNEL VERTICAL

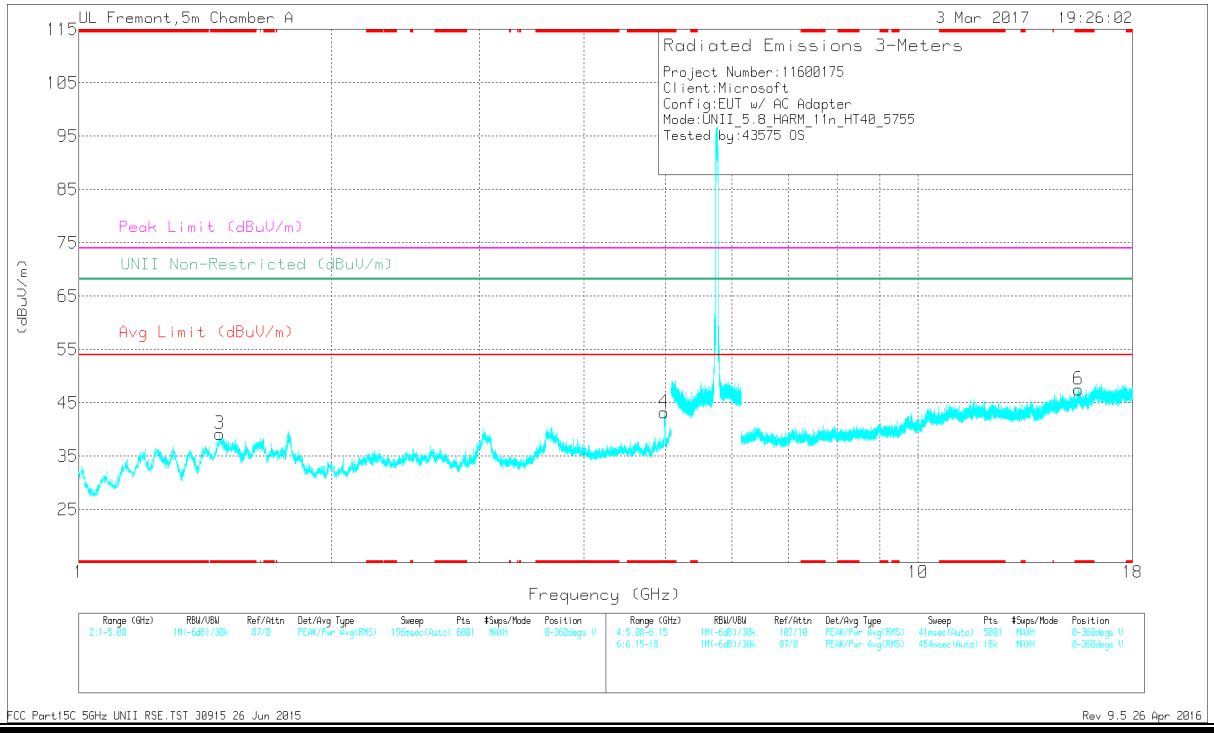

UL VERIFICATION SERVICES INC. FORM NO: CCSUP4701J
47173 BENICIA STREET, FREMONT, CA 94538, USA TEL: (510) 771-1000 FAX: (510) 661-0888

This report shall not be reproduced except in full, without the written approval of UL Verification Services Inc.

Marker	Frequency (GHz)	Meter Reading (dBuV)	Det	AF T711 (dB/m)	Amp/Cbl/Fltr/Pad (dB)	Corrected Reading (dBuV/m)	Avg Limit (dBuV/m)	Margin (dB)	Peak Limit (dBuV/m)	PK Margin (dB)	UNII Non-Restricted (dBuV/m)	PK Margin (dB)	Azimuth (Degs)	Height (cm)	Polarity
1	* 1.463	52.27	PK-U	28.5	-33.4	47.37	-	-	74	-26.63	-	-	94	200	H
	* 1.466	41.83	ADR	28.5	-33.5	36.83	54	-17.17	-	-	-	-	94	200	H
2	* 3.62	46.46	PK-U	33.1	-30.7	48.86	-	-	74	-25.14	-	-	82	238	H
	* 3.617	36.23	ADR	33.1	-30.7	38.63	54	-15.37	-	-	-	-	82	238	H
3	* 1.471	53.59	PK-U	28.4	-33.5	48.49	-	-	74	-25.51	-	-	89	259	V
	* 1.471	42.09	ADR	28.4	-33.5	36.99	54	-17.01	-	-	-	-	89	259	V
4	* 4.981	43.71	PK-U	34.1	-27.1	50.71	-	-	74	-23.29	-	-	242	200	V
	* 4.98	30.41	ADR	34.1	-27.2	37.31	54	-16.69	-	-	-	-	242	200	V
5	* 10.935	32.43	PK-U	37.8	-19.7	50.53	-	-	74	-23.47	-	-	4	148	H
	* 10.935	19.85	ADR	37.8	-19.7	37.95	54	-16.05	-	-	-	-	4	148	H
6	* 15.512	32.01	PK-U	40.3	-19	53.31	-	-	74	-20.69	-	-	325	158	V
	* 15.509	19.92	ADR	40.3	-19.2	41.02	54	-12.98	-	-	-	-	325	158	V

* - indicates frequency in CFR47 Pt 15 / IC RSS-Restricted Band
PK-U - U-NII: Maximum Peak
ADR - U-NII AD primary method, RMS average

UL VERIFICATION SERVICES INC. FORM NO: CCSUP4701J
47173 BENICIA STREET, FREMONT, CA 94538, USA TEL: (510) 771-1000 FAX: (510) 661-0888
This report shall not be reproduced except in full, without the written approval of UL Verification Services Inc.

HIGH CHANNEL HORIZONTAL

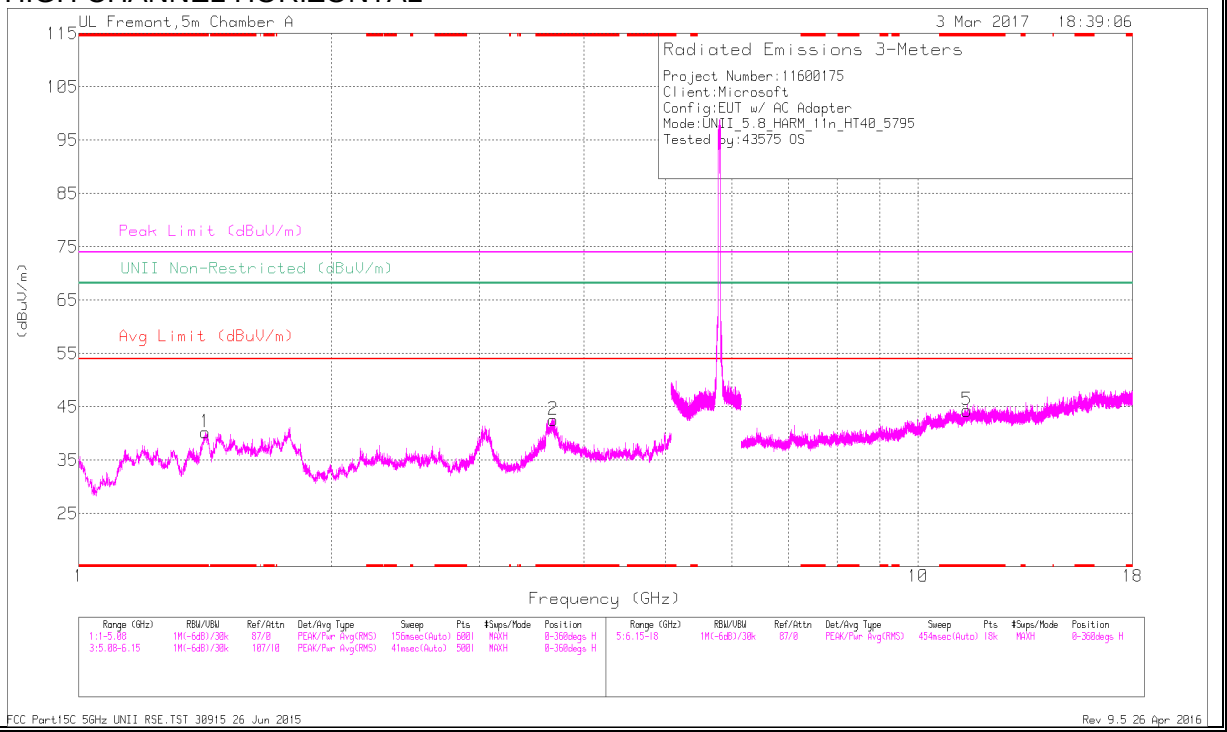

HIGH CHANNEL VERTICAL

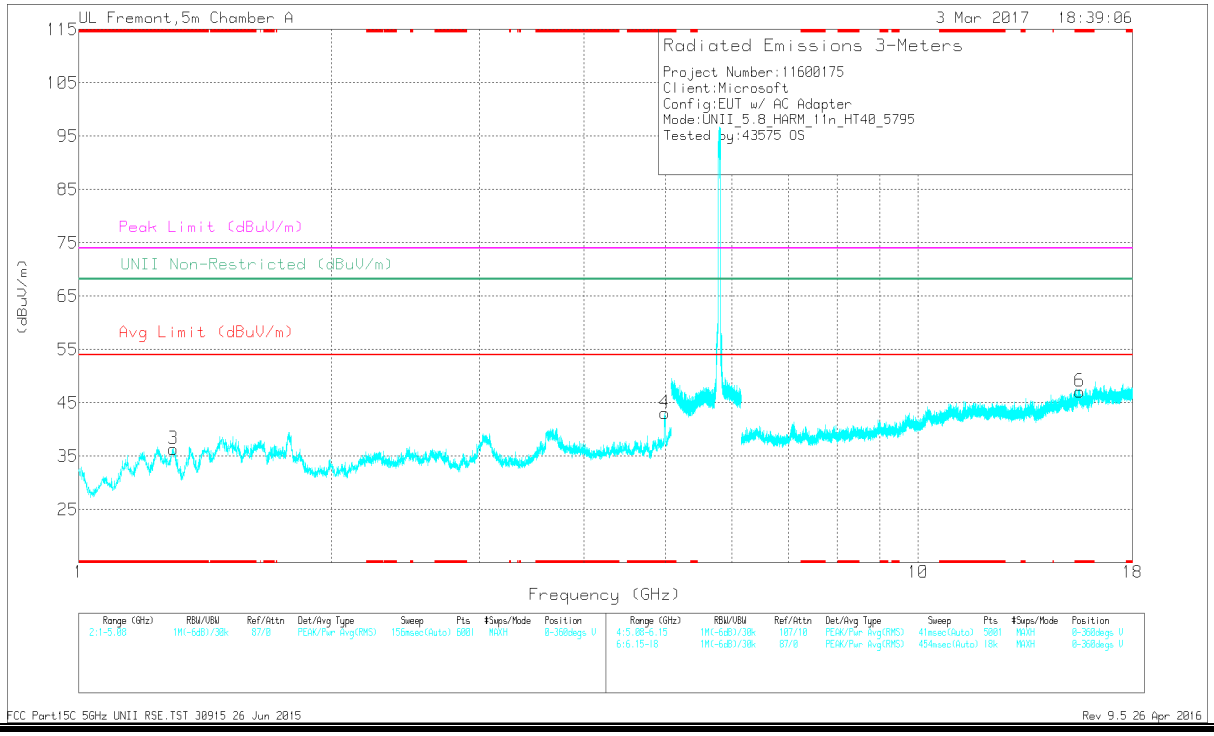

UL VERIFICATION SERVICES INC. FORM NO: CCSUP4701J
47173 BENICIA STREET, FREMONT, CA 94538, USA TEL: (510) 771-1000 FAX: (510) 661-0888
This report shall not be reproduced except in full, without the written approval of UL Verification Services Inc.

Marker	Frequency (GHz)	Meter Reading (dBuV)	Det	AF T711 (dB/m)	Amp/Cbl/Fltr/Pad (dB)	Corrected Reading (dBuV/m)	Avg Limit (dBuV/m)	Margin (dB)	Peak Limit (dBuV/m)	PK Margin (dB)	UNII Non-Restricted (dBuV/m)	PK Margin (dB)	Azimuth (Degs)	Height (cm)	Polarity
1	* 1.414	51.9	PK-U	29.1	-33.3	47.7	-	-	74	-26.3	-	-	275	109	H
	* 1.416	41.15	ADR	29.1	-33.4	36.85	54	-17.15	-	-	-	-	275	109	H
2	* 3.671	46.16	PK-U	33.1	-30.8	48.46	-	-	74	-25.54	-	-	42	238	H
	* 3.673	35.45	ADR	33.1	-30.7	37.85	54	-16.15	-	-	-	-	42	238	H
3	* 1.297	48.87	PK-U	29.5	-33.9	44.47	-	-	74	-29.53	-	-	237	266	V
	* 1.298	37.97	ADR	29.5	-33.9	33.57	54	-20.43	-	-	-	-	237	266	V
4	* 4.994	43.53	PK-U	34.1	-27.1	50.53	-	-	74	-23.47	-	-	229	193	V
	* 4.992	30.72	ADR	34.1	-27.1	37.72	54	-16.28	-	-	-	-	229	193	V
5	* 11.43	31.79	PK-U	38	-19.8	49.99	-	-	74	-24.01	-	-	235	118	H
	* 11.429	19.85	ADR	38	-19.8	38.05	54	-15.95	-	-	-	-	235	118	H
6	* 15.573	32.27	PK-U	40.4	-19.5	53.17	-	-	74	-20.83	-	-	347	206	V
	* 15.574	20.56	ADR	40.4	-19.5	41.46	54	-12.54	-	-	-	-	347	206	V

* - indicates frequency in CFR47 Pt 15 / IC RSS-Restricted Band
PK-U - U-NII: Maximum Peak
ADR - U-NII AD primary method, RMS average

UL VERIFICATION SERVICES INC. FORM NO: CCSUP4701J
47173 BENICIA STREET, FREMONT, CA 94538, USA TEL: (510) 771-1000 FAX: (510) 661-0888
This report shall not be reproduced except in full, without the written approval of UL Verification Services Inc.

10.1.16. 11ac HT80 2TX MODE IN THE 5.8GHz BAND

RESTRICTED BANDEDGE (CHANNEL 155)

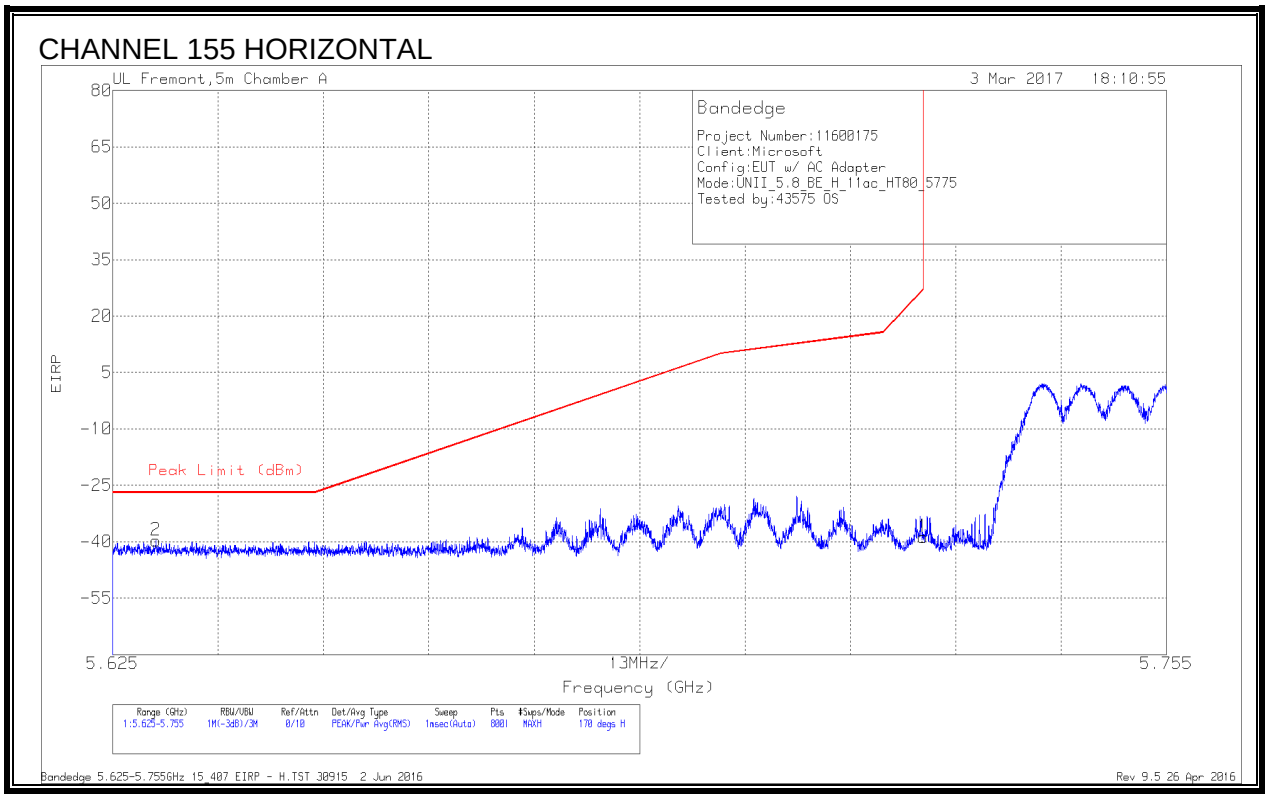

Marker	Frequency (GHz)	Meter Reading (dBm)	Det	AF T711 (dB/m)	Amp/Cbl/Fltr/Pad (dB)	Conversion Factor (dB)	Corrected Reading EIRP	Peak Limit (dBm)	PK Margin (dB)	Azimuth (Degs)	Height (cm)	Polarity
2	5.63	-67.26	Pk	34.7	-19	11.8	-39.76	-27	-12.76	170	268	H
1	5.725	-66.41	Pk	34.8	-19	11.8	-38.81	26.97	-65.78	170	268	H

Pk - Peak detector

UL VERIFICATION SERVICES INC. FORM NO: CCSUP4701J
47173 BENICIA STREET, FREMONT, CA 94538, USA TEL: (510) 771-1000 FAX: (510) 661-0888
This report shall not be reproduced except in full, without the written approval of UL Verification Services Inc.

CHANNEL 155 VERTICAL

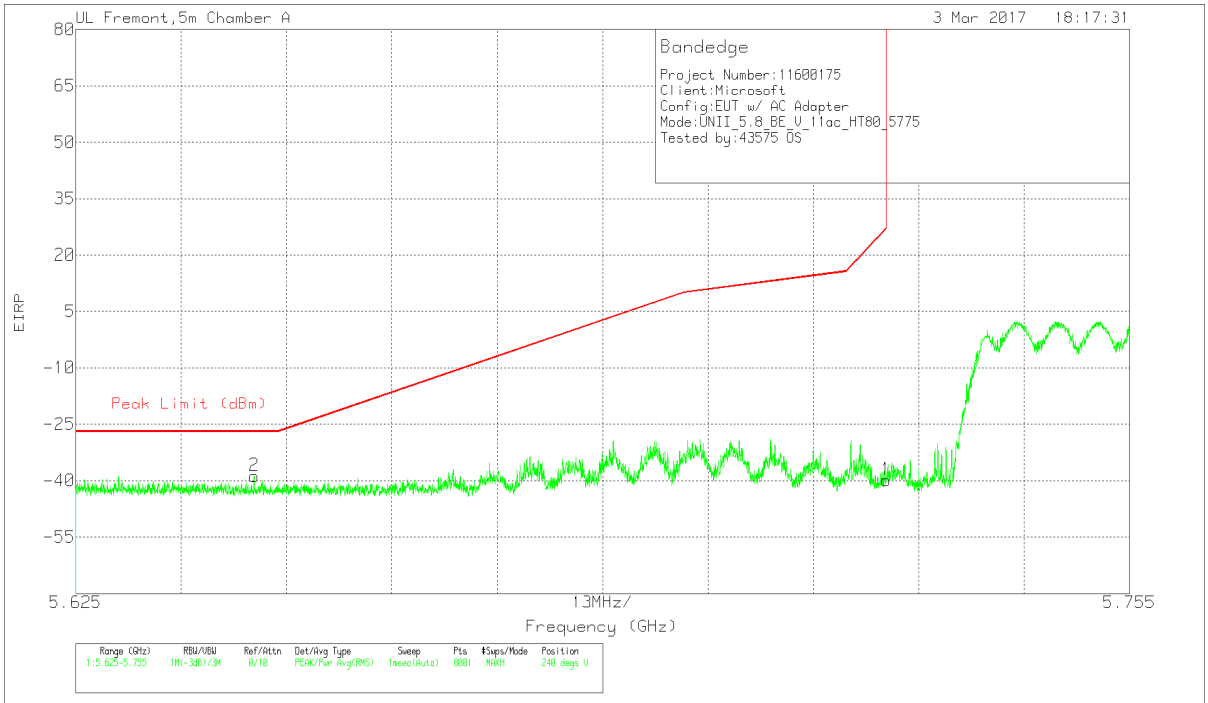

Marker	Frequency (GHz)	Meter Reading (dBm)	Det	AF T711 (dB/m)	Amp/Cbl/Fltr/Pad (dB)	Conversion Factor (dB)	Corrected Reading EIRP	Peak Limit (dBm)	PK Margin (dB)	Azimuth (Degs)	Height (cm)	Polarity
2	5.647	-66.3	Pk	34.7	-19	11.8	-38.8	-27	-11.8	240	288	V
1	5.725	-67.56	Pk	34.8	-19	11.8	-39.96	26.97	-66.93	240	288	V

Pk - Peak detector

UL VERIFICATION SERVICES INC. FORM NO: CCSUP4701J
47173 BENICIA STREET, FREMONT, CA 94538, USA TEL: (510) 771-1000 FAX: (510) 661-0888
This report shall not be reproduced except in full, without the written approval of UL Verification Services Inc.

AUTHORIZED BANDEDGE (CHANNEL 155)

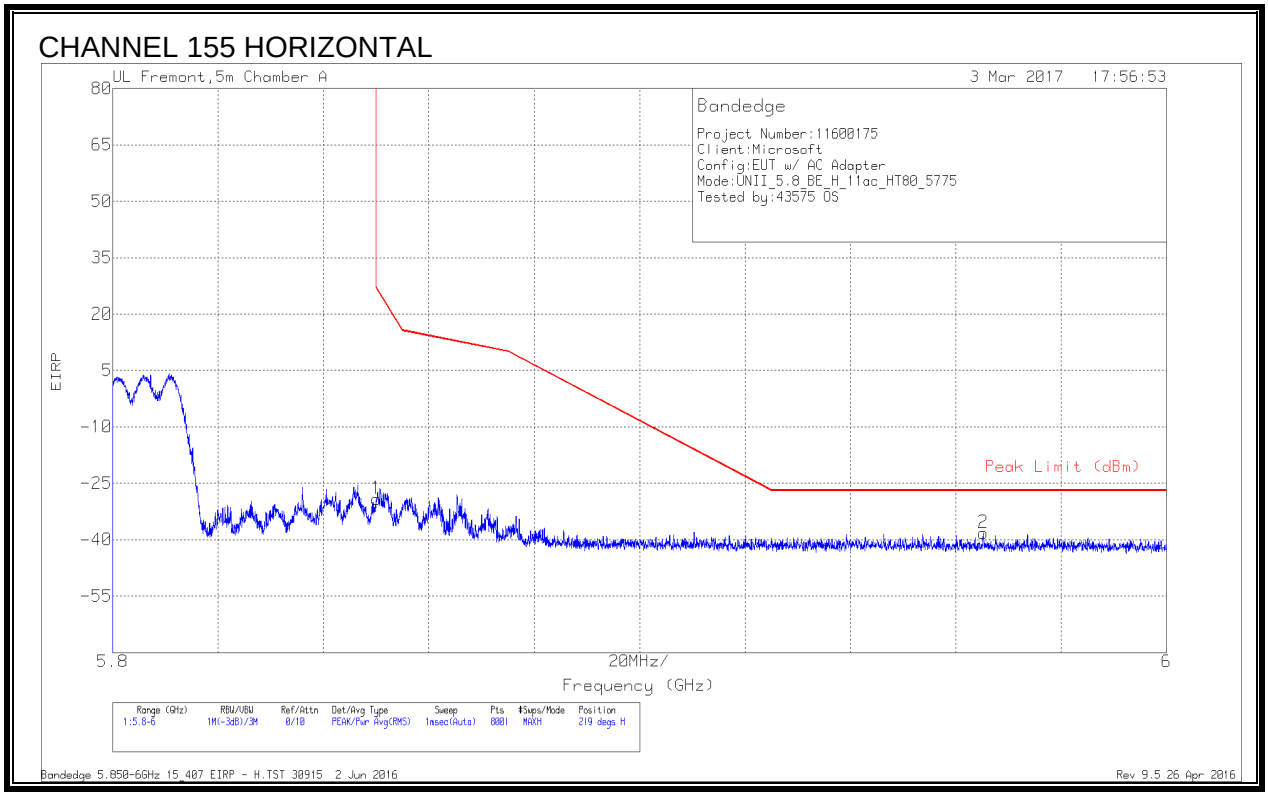

Marker	Frequency (GHz)	Meter Reading (dBm)	Det	AF T711 (dB/m)	Amp/Cbl/Fltr/Pad (dB)	Conversion Factor (dB)	Corrected Reading EIRP	Peak Limit (dBm)	PK Margin (dB)	Azimuth (Degs)	Height (cm)	Polarity
1	5.85	-57.05	Pk	34.8	-18.8	11.8	-29.25	26.94	-56.19	219	186	H
2	5.965	-66.45	Pk	35.1	-18.6	11.8	-38.15	-27	-11.15	219	186	H

Pk - Peak detector

This report shall not be reproduced except in full, without the written approval of UL Verification Services Inc.

CHANNEL 155 VERTICAL

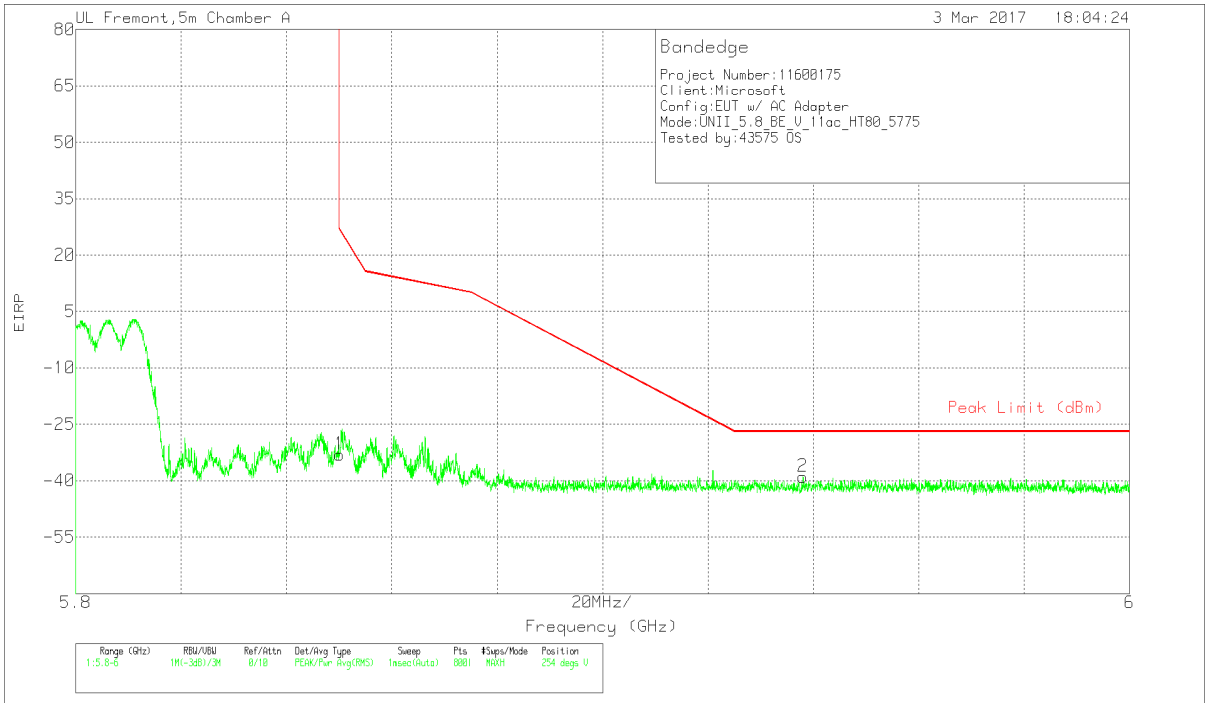

Marker	Frequency (GHz)	Meter Reading (dBm)	Det	AF T711 (dB/m)	Amp/Cbl/Fltr/Pad (dB)	Conversion Factor (dB)	Corrected Reading EIRP	Peak Limit (dBm)	PK Margin (dB)	Azimuth (Degs)	Height (cm)	Polarity
1	5.85	-60.83	Pk	34.8	-18.8	11.8	-33.03	26.94	-59.97	254	286	V
2	5.938	-67.27	Pk	35.1	-18.6	11.8	-38.97	-27	-11.97	254	286	V

Pk - Peak detector

This report shall not be reproduced except in full, without the written approval of UL Verification Services Inc.

HARMONICS AND SPURIOUS EMISSIONS

CHANNEL 155 HORIZONTAL

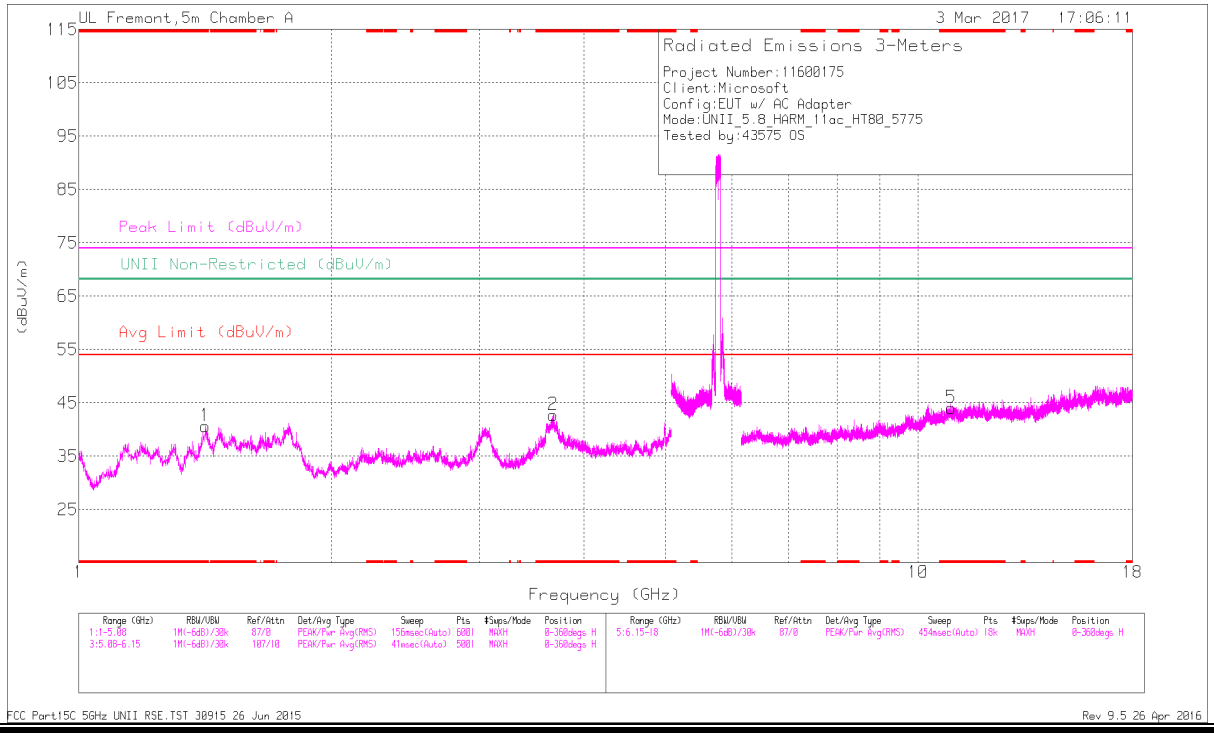

CHANNEL 155 VERTICAL

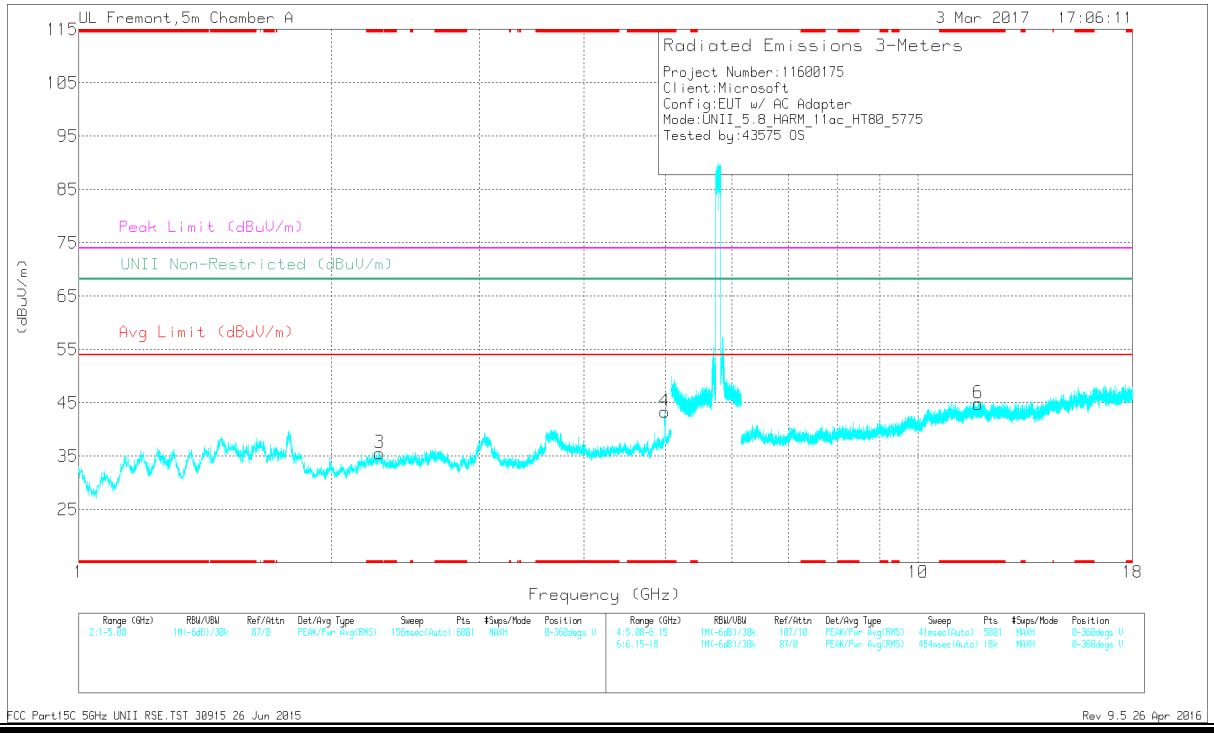

This report shall not be reproduced except in full, without the written approval of UL Verification Services Inc.

Marker	Frequency (GHz)	Meter Reading (dBuV)	Det	AF T711 (dB/m)	Amp/Cbl/Fltr/Pad (dB)	Corrected Reading (dBuV/m)	Avg Limit (dBuV/m)	Margin (dB)	Peak Limit (dBuV/m)	PK Margin (dB)	UNII Non-Restricted (dBuV/m)	PK Margin (dB)	Azimuth (Degs)	Height (cm)	Polarity
1	* 1.414	52.09	PK-U	29.1	-33.3	47.89	-	-	74	-26.11	-	-	268	104	H
	* 1.415	41.08	ADR	29.1	-33.3	36.88	54	-17.12	-	-	-	-	268	104	H
2	* 3.674	45.5	PK-U	33.1	-30.7	47.9	-	-	74	-26.1	-	-	32	199	H
	* 3.678	34.87	ADR	33.1	-30.7	37.27	54	-16.73	-	-	-	-	32	199	H
3	* 2.281	44.57	PK-U	31.8	-32.6	43.77	-	-	74	-30.23	-	-	306	292	V
	* 2.281	33.36	ADR	31.8	-32.6	32.56	54	-21.44	-	-	-	-	306	292	V
4	* 4.99	42.98	PK-U	34.1	-27	50.08	-	-	74	-23.92	-	-	228	180	V
	* 4.989	30.25	ADR	34.1	-27	37.35	54	-16.65	-	-	-	-	228	180	V
5	* 10.949	32.68	PK-U	37.8	-20	50.48	-	-	74	-23.52	-	-	290	324	H
	* 10.949	20.18	ADR	37.8	-19.9	38.08	54	-15.92	-	-	-	-	290	324	H
6	* 11.786	32.26	PK-U	38.4	-20	50.66	-	-	74	-23.34	-	-	156	191	V
	* 11.786	20.37	ADR	38.4	-20.1	38.67	54	-15.33	-	-	-	-	156	191	V

* - indicates frequency in CFR47 Pt 15 / IC RSS-Restricted Band
PK-U - U-NII: Maximum Peak
ADR - U-NII AD primary method, RMS average

This report shall not be reproduced except in full, without the written approval of UL Verification Services Inc.

10.2. WORST-CASE BELOW 1 GHz

SPURIOUS EMISSIONS 30 TO 1000 MHz (WORST-CASE CONFIGURATION)

HORIZONTAL PLOT

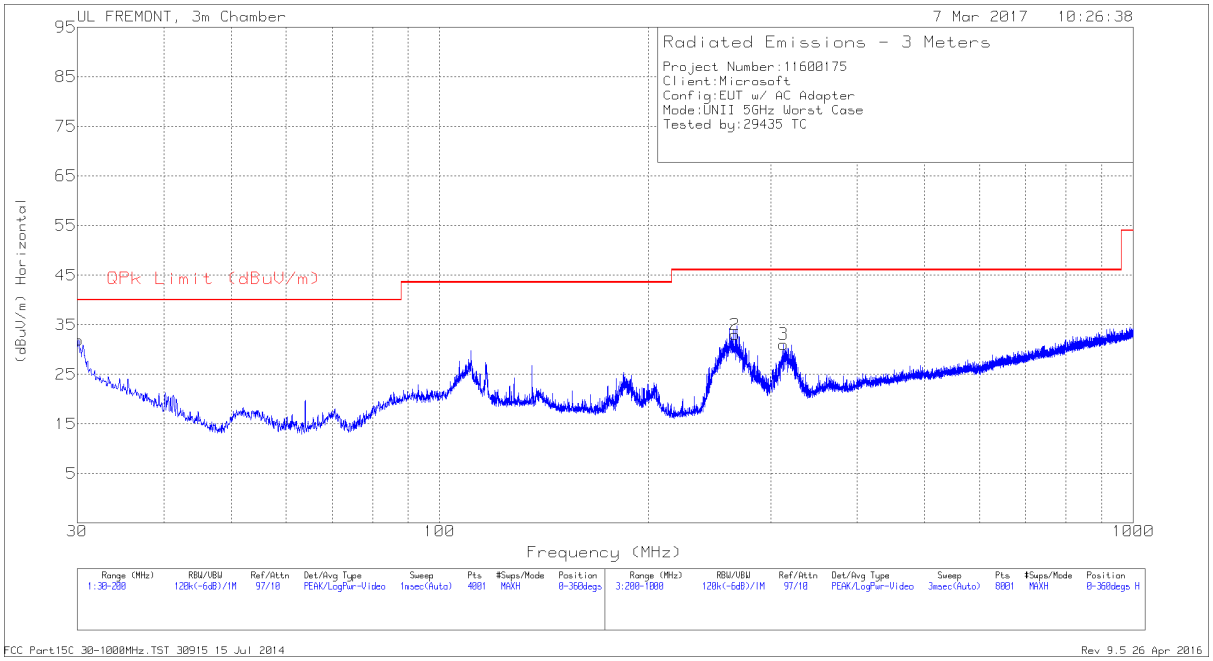

VERTICAL PLOT

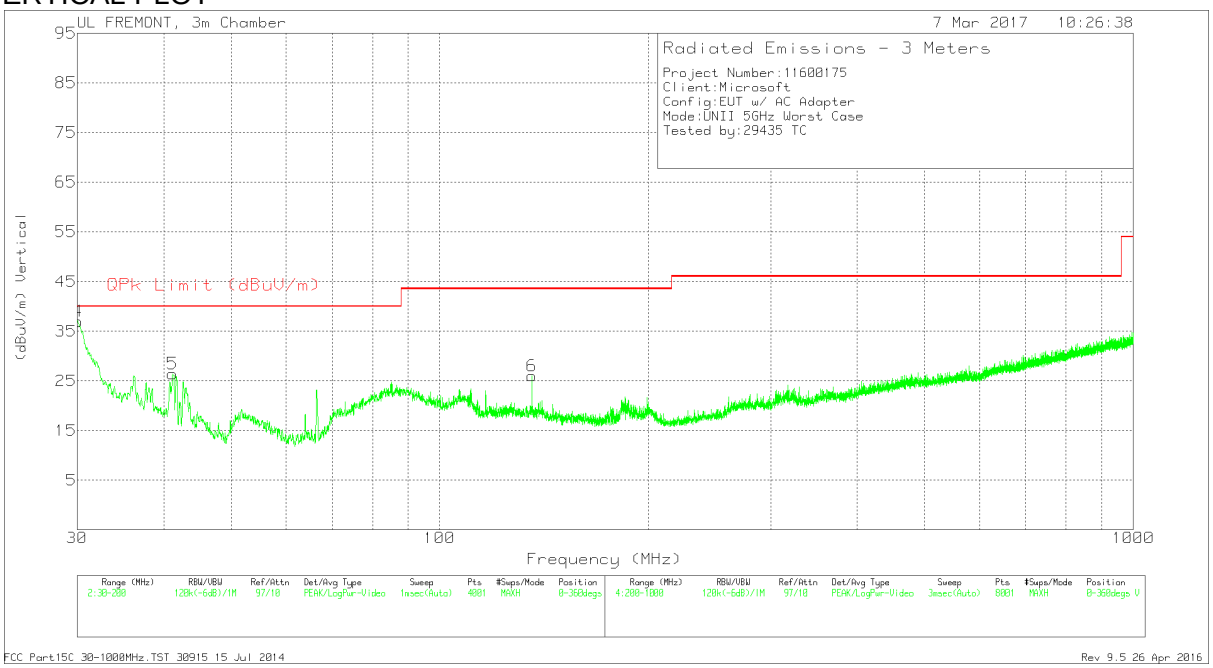

This report shall not be reproduced except in full, without the written approval of UL Verification Services Inc.

DATA

Marker	Frequency (MHz)	Meter Reading (dBuV)	Det	AF T408 (dB/m)	Amp/Cbl (dB)	Corrected Reading (dBuV/m)	QPk Limit (dBuV/m)	Margin (dB)	Azimuth (Degs)	Height (cm)	Polarity
4	30.065	31.51	Qp	25.3	-27.3	29.51	40	-10.49	12	163	V
1	30.1275	33.91	Pk	25.3	-27.3	31.91	40	-8.09	0-360	100	H
5	41.1775	36.54	Pk	17	-27.1	26.44	40	-13.56	0-360	100	V
6	135.825	34.51	Pk	17.3	-25.8	26.01	43.52	-17.51	0-360	100	V
2	266.6	40.63	Pk	16.8	-24.4	33.03	46.02	-12.99	0-360	100	H
3	313.2	37.46	Pk	17.8	-24.2	31.06	46.02	-14.96	0-360	100	H

Qp - Quasi-Peak detector
Pk - Peak detector

UL VERIFICATION SERVICES INC. FORM NO: CCSUP4701J
47173 BENICIA STREET, FREMONT, CA 94538, USA TEL: (510) 771-1000 FAX: (510) 661-0888
This report shall not be reproduced except in full, without the written approval of UL Verification Services Inc.

10.3. WORST-CASE 18 to 26 GHz

SPURIOUS EMISSIONS 18 TO 26 GHz (WORST-CASE CONFIGURATION)

HORIZONTAL PLOT

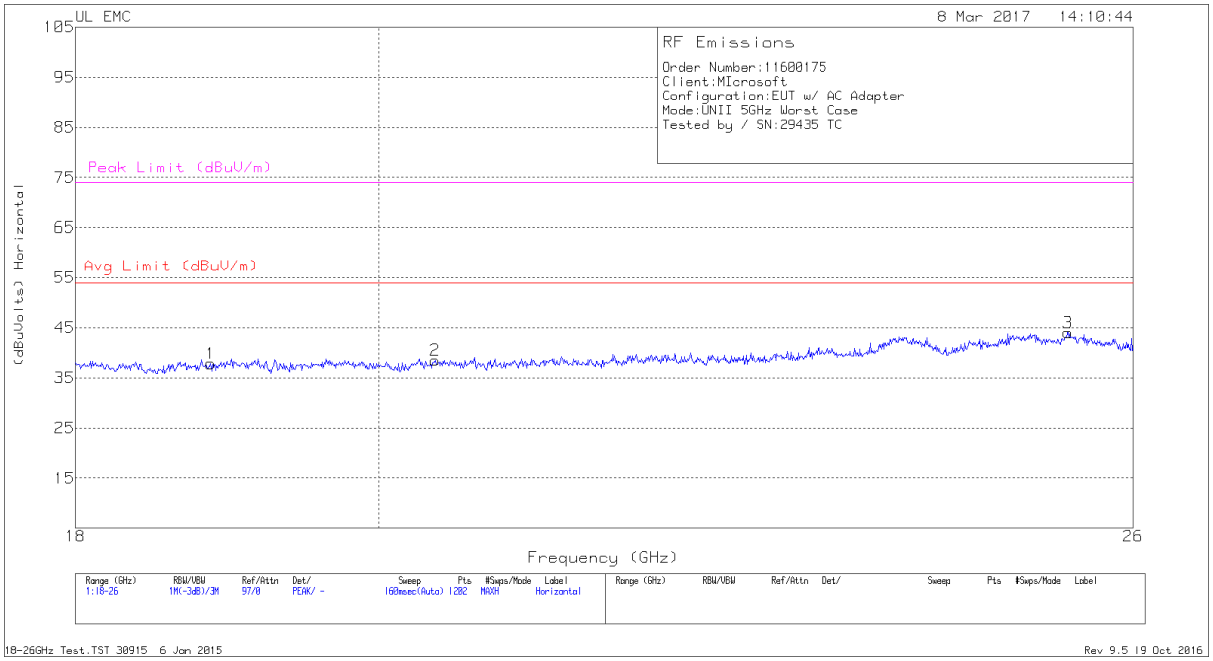

VERTICAL PLOT

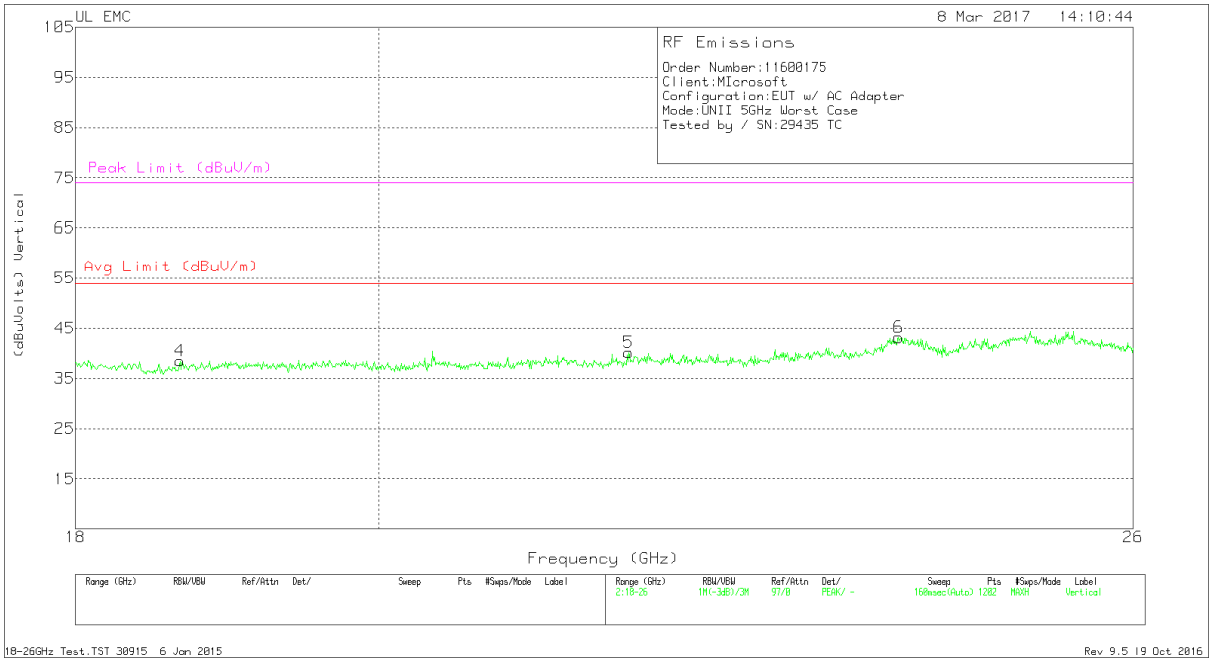

This report shall not be reproduced except in full, without the written approval of UL Verification Services Inc.

DATA

Marker	Frequency (GHz)	Meter Reading (dBuV)	Det	AF T449 (dB/m)	Amp/Cbl (dB)	Dist Corr (dB)	Corrected Reading (dBuVolts)	Avg Limit (dBuV/m)	Margin (dB)	Peak Limit (dBuV/m)	PK Margin (dB)
1	18.866	40.03	Pk	32.5	-25.2	-9.5	37.83	54	-16.17	74	-36.17
2	20.398	40.2	Pk	32.9	-25.1	-9.5	38.5	54	-15.5	74	-35.5
3	25.417	43.5	Pk	34.3	-24.3	-9.5	44	54	-10	74	-30
4	18.666	40.3	Pk	32.5	-24.8	-9.5	38.5	54	-15.5	74	-35.5
5	21.817	40.87	Pk	33.3	-24.5	-9.5	40.17	54	-13.83	74	-33.83
6	23.962	42.87	Pk	34	-24.2	-9.5	43.17	54	-10.83	74	-30.83

This report shall not be reproduced except in full, without the written approval of UL Verification Services Inc.

10.4. WORST-CASE 26 to 40 GHz

SPURIOUS EMISSIONS 26 TO 40 GHz (WORST-CASE CONFIGURATION)

HORIZONTAL PLOT

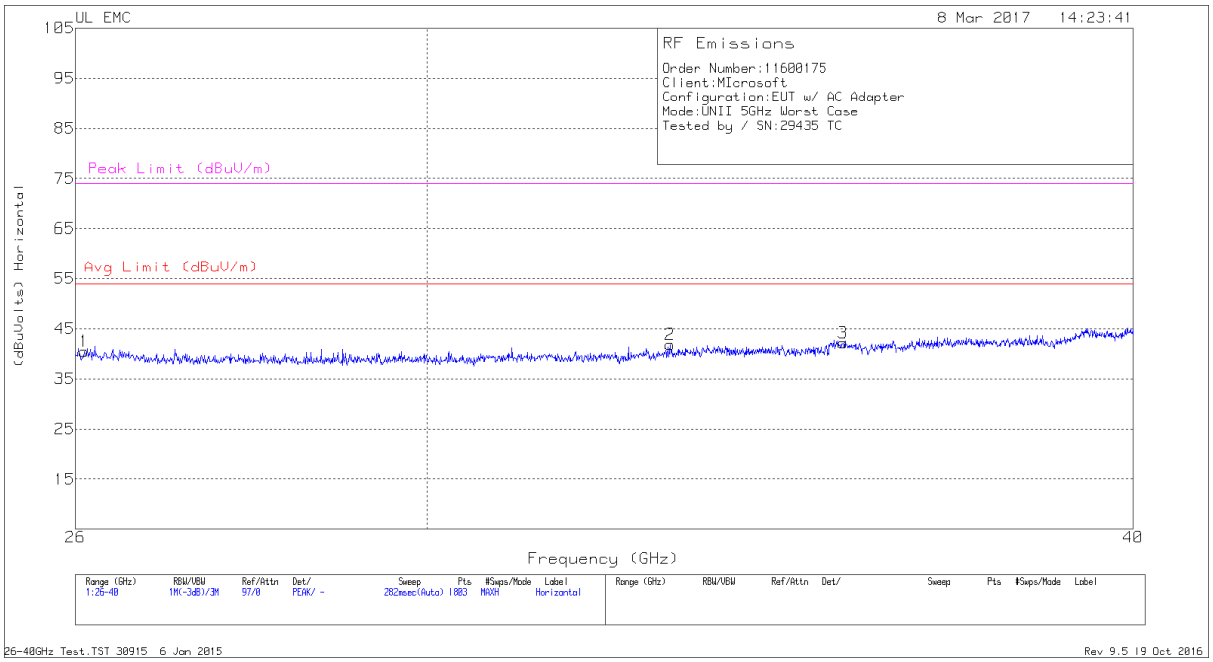

VERTICAL PLOT

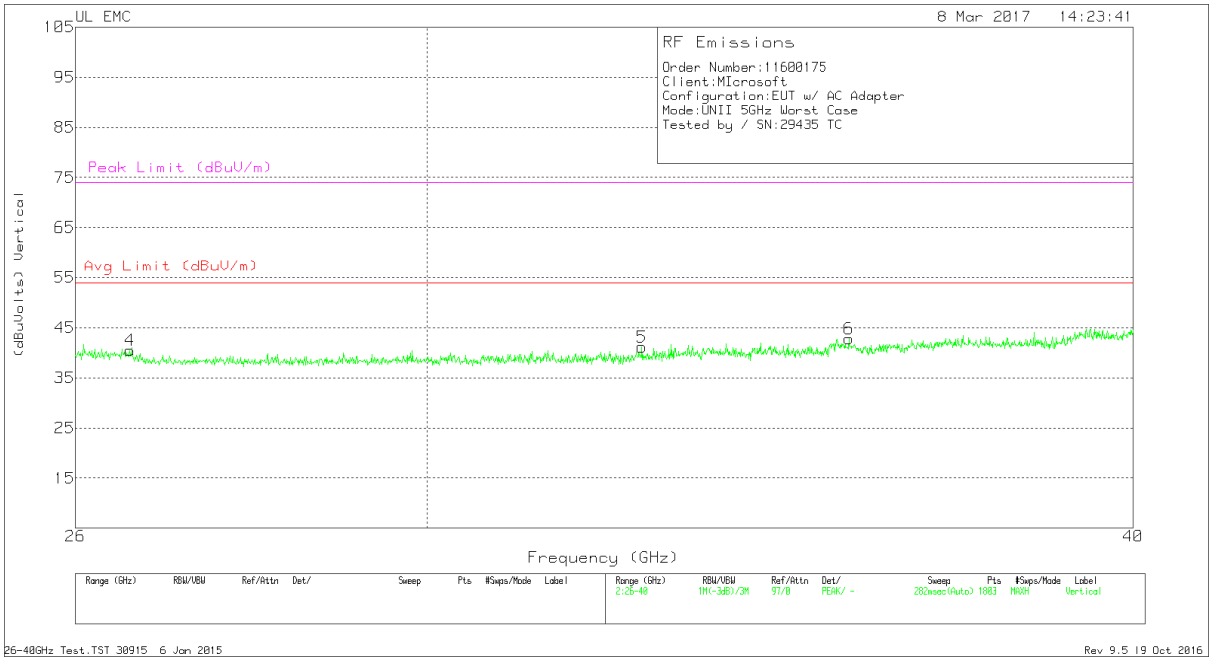

This report shall not be reproduced except in full, without the written approval of UL Verification Services Inc.

DATA

Marker	Frequency (GHz)	Meter Reading (dBuV)	Det	T90 AF (dB/m)	Amp/Cbl (dB)	Dist Corr (dB)	Corrected Reading (dBuVolts)	Avg Limit (dBuV/m)	Margin (dB)	Peak Limit (dBuV/m)	PK Margin (dB)
1	26.093	45	Pk	35.6	-30.6	-9.5	40.5	54	-13.5	74	-33.5
2	33.124	48.03	Pk	36.8	-33.5	-9.5	41.83	54	-12.17	74	-32.17
3	35.541	47.47	Pk	37.8	-33.6	-9.5	42.17	54	-11.83	74	-31.83
4	26.583	45.8	Pk	35.4	-31.2	-9.5	40.5	54	-13.5	74	-33.5
5	32.744	47.67	Pk	36.6	-33.6	-9.5	41.17	54	-12.83	74	-32.83
6	35.626	48.83	Pk	37.6	-34.1	-9.5	42.83	54	-11.17	74	-31.17

This report shall not be reproduced except in full, without the written approval of UL Verification Services Inc.

11. AC POWER LINE CONDUCTED EMISSIONS

LIMITS

FCC §15.207 (a)

RSS-Gen 8.8

Frequency of Emission (MHz)	Conducted Limit (dBµV)	
	Quasi-peak	Average
0.15-0.5	66 to 56 *	56 to 46 *
0.5-5	56	46
5-30	60	50

*Decreases with the logarithm of the frequency.

TEST PROCEDURE

The EUT is placed on a non-conducting table 40 cm from the vertical ground plane and 80 cm above the horizontal ground plane. The EUT is configured in accordance with ANSI C63.10.

The receiver is set to a resolution bandwidth of 9 kHz. Peak detection is used unless otherwise noted as quasi-peak or average.

Line conducted data is recorded for both NEUTRAL and HOT lines.

This report shall not be reproduced except in full, without the written approval of UL Verification Services Inc.

LINE 1 RESULTS

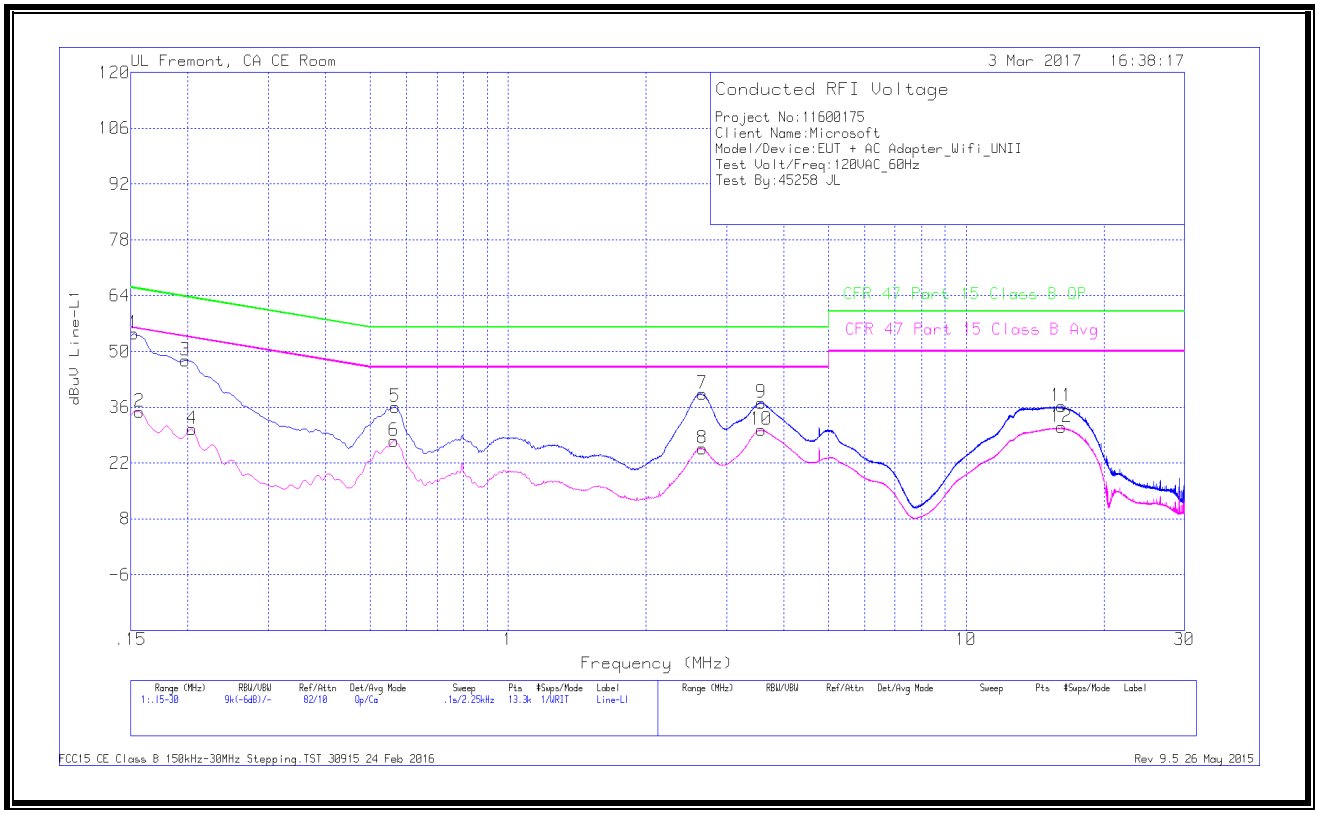

Marker	Frequency (MHz)	Meter Reading (dBuV)	Det	LISN L1	LC Cables C1&C3	Limiter (dB)	Corrected Reading dBuV	CFR 47 Part 15 Class B QP	QP Margin (dB)	CFR 47 Part 15 Class B Avg	Av(CISPR) Margin (dB)
1	.15225	44.23	Qp	.1	.1	10.1	54.53	65.88	-11.35	-	-
2	.15675	24.74	Ca	0	.1	10.1	34.94	-	-	55.63	-20.69
3	.19725	37.53	Qp	0	.1	10.1	47.73	63.73	-16	-	-
4	.204	20.29	Ca	0	.1	10.1	30.49	-	-	53.45	-22.96
5	.56625	25.82	Qp	0	.1	10.1	36.02	56	-19.98	-	-
6	.564	17.4	Ca	0	.1	10.1	27.6	-	-	46	-18.4
7	2.65763	29.16	Qp	0	.1	10.1	39.36	56	-16.64	-	-
8	2.6565	15.51	Ca	0	.1	10.1	25.71	-	-	46	-20.29
9	3.57225	26.97	Qp	0	.1	10.1	37.17	56	-18.83	-	-
10	3.5745	20.09	Ca	0	.1	10.1	30.29	-	-	46	-15.71
11	16.16775	25.74	Qp	0	.2	10.3	36.24	60	-23.76	-	-
12	16.1655	20.54	Ca	0	.2	10.3	31.04	-	-	50	-18.96

This report shall not be reproduced except in full, without the written approval of UL Verification Services Inc.

LINE 2 RESULTS

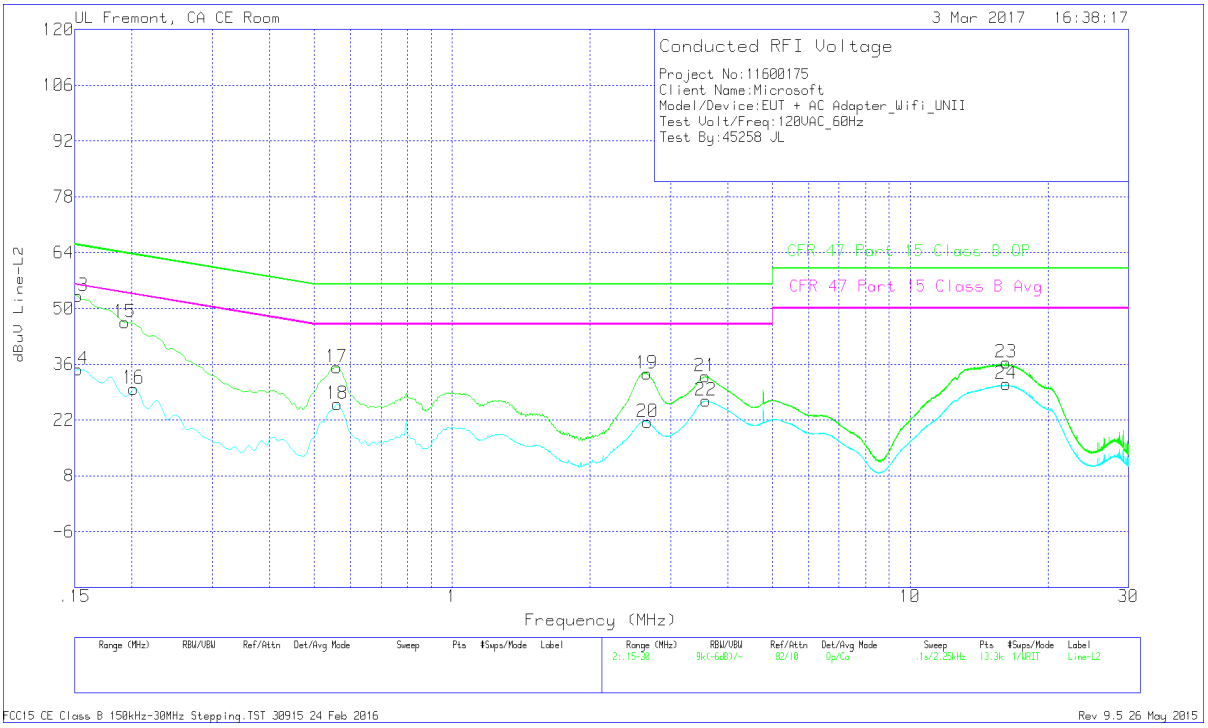

Marker	Frequency (MHz)	Meter Reading (dBuV)	Det	LISN L2	LC Cables C2&C3	Limiter (dB)	Corrected Reading dBuV	CFR 47 Part 15 Class B QP	QP Margin (dB)	CFR 47 Part 15 Class B Avg	Av(CISPR) Margin (dB)
13	.15225	42.99	Qp	0	0	10.1	53.09	65.88	-12.79	-	-
14	.15225	24.68	Ca	0	0	10.1	34.78	-	-	55.88	-21.1
15	.19275	36.4	Qp	0	.1	10.1	46.6	63.92	-17.32	-	-
16	.20175	19.72	Ca	0	.1	10.1	29.92	-	-	53.54	-23.62
17	.5595	25.1	Qp	0	.1	10.1	35.3	56	-20.7	-	-
18	.56175	15.8	Ca	0	.1	10.1	26	-	-	46	-20
19	2.66325	23.39	Qp	0	.1	10.1	33.59	56	-22.41	-	-
20	2.67225	11.36	Ca	0	.1	10.1	21.56	-	-	46	-24.44
21	3.57338	22.74	Qp	0	.1	10.1	32.94	56	-23.06	-	-
22	3.58575	16.61	Ca	0	.1	10.1	26.81	-	-	46	-19.19
23	16.2285	25.89	Qp	0	.2	10.3	36.39	60	-23.61	-	-
24	16.2285	20.63	Ca	0	.2	10.3	31.13	-	-	50	-18.87

This report shall not be reproduced except in full, without the written approval of UL Verification Services Inc.

12. DYNAMIC FREQUENCY SELECTION

12.1. OVERVIEW

12.1.1. LIMITS

INDUSTRY CANADA

IC RSS-247 is closely harmonized with FCC Part 15 DFS rules. The deviations are as follows:

RSS-247 Issue 2

Note: For the band 5600–5650 MHz, no operation is permitted.

Until further notice, devices subject to this annex shall not be capable of transmitting in the band 5600–5650 MHz. This restriction is for the protection of Environment Canada weather radars operating in this band.

FCC

§15.407 (h), FCC KDB 905462 D02 “COMPLIANCE MEASUREMENT PROCEDURES FOR UNLICENSED-NATIONAL INFORMATION INFRASTRUCTURE DEVICES OPERATING IN THE 5250-5350 MHz AND 5470-5725 MHz BANDS INCORPORATING DYNAMIC FREQUENCY SELECTION” and KDB 905462 D03 “U-NII CLIENT DEVICES WITHOUT RADAR DETECTION CAPABILITY”.

This report shall not be reproduced except in full, without the written approval of UL Verification Services Inc.

Table 1: Applicability of DFS requirements prior to use of a channel

Requirement	Operational Mode		
	Master	Client (without radar detection)	Client (with radar detection)
Non-Occupancy Period	Yes	Not required	Yes
DFS Detection Threshold	Yes	Not required	Yes
Channel Availability Check Time	Yes	Not required	Not required
U-NII Detection Bandwidth	Yes	Not required	Yes

Table 2: Applicability of DFS requirements during normal operation

Requirement	Operational Mode		
	Master	Client **(without DFS)**	Client **(with DFS)**
DFS Detection Threshold	Yes	Not required	Yes
Channel Closing Transmission Time	Yes	Yes	Yes
Channel Move Time	Yes	Yes	Yes
U-NII Detection Bandwidth	Yes	Not required	Yes

Additional requirements for devices with multiple bandwidth modes	Master Device or Client with Radar DFS	Client (without DFS)
U-NII Detection Bandwidth and Statistical Performance Check	All BW modes must be tested	Not required
Channel Move Time and Channel Closing Transmission Time	Test using widest BW mode available	Test using the widest BW mode available for the link
All other tests	Any single BW mode	Not required
Note: Frequencies selected for statistical performance check (Section 7.8.4) should include several frequencies within the radar detection bandwidth and frequencies near the edge of the radar detection bandwidth. For 802.11 devices it is suggested to select frequencies in all 20 MHz channel blocks and a null frequency between the bonded 20 MHz channel blocks.		

This report shall not be reproduced except in full, without the written approval of UL Verification Services Inc.

Table 3: Interference Threshold values, Master or Client incorporating In-Service Monitoring

Maximum Transmit Power	Value (see notes)
E.I.R.P. ≥ 200 mill watt	-64 dBm
E.I.R.P. < 200 mill watt and power spectral density < 10 dBm/MHz	-62 dBm
E.I.R.P. < 200 mill watt that do not meet power spectral density requirement	-64 dBm

Note 1: This is the level at the input of the receiver assuming a 0 dBi receive antenna
Note 2: Throughout these test procedures an additional 1 dB has been added to the amplitude of the test transmission waveforms to account for variations in measurement equipment. This will ensure that the test signal is at or above the detection threshold level to trigger a DFS response.
Note 3: E.I.R.P. is based on the highest antenna gain. For MIMO devices refer to KDB publication 662911 D01.

Table 4: DFS Response requirement values

Parameter	Value
Non-occupancy period	30 minutes
Channel Availability Check Time	60 seconds
Channel Move Time	10 seconds (See Note 1)
Channel Closing Transmission Time	200 milliseconds + approx. 60 milliseconds over remaining 10 second period. (See Notes 1 and 2)
U-NII Detection Bandwidth	Minimum 100% of the U-NII 99% transmission power bandwidth. (See Note 3)

Note 1: *Channel Move Time* and the *Channel Closing Transmission Time* should be performed with Radar Type 0. The measurement timing begins at the end of the Radar Type 0 burst.
Note 2: The *Channel Closing Transmission Time* is comprised of 200 milliseconds starting at the beginning of the *Channel Move Time* plus any additional intermittent control signals required to facilitate a *Channel* move (an aggregate of 60 milliseconds) during the remainder of the 10 second period. The aggregate duration of control signals will not count quiet periods in between transmissions.
Note 3: During the *U-NII Detection Bandwidth* detection test, radar type 0 should be used. For each frequency step the minimum percentage of detection is 90 percent. Measurements are performed with no data traffic.

This report shall not be reproduced except in full, without the written approval of UL Verification Services Inc.

Table 5 – Short Pulse Radar Test Waveforms

Radar Type	Pulse Width (usec)	PRI (usec)	Pulses	Minimum Percentage of Successful Detection	Minimum Trials
0	1	1428	18	See Note 1	See Note 1
1	1	Test A: 15 unique PRI values randomly selected from the list of 23 PRI values in table 5a	Roundup: {(1/360) x (19 x 10^6 PRI_{usec})}	60%	30
		Test B: 15 unique PRI values randomly selected within the range of 518-3066 usec. With a minimum increment of 1 usec, excluding PRI values selected in Test A			
2	1-5	150-230	23-29	60%	30
3	6-10	200-500	16-18	60%	30
4	11-20	200-500	12-16	60%	30
Aggregate (Radar Types 1-4)				80%	120

Note 1: Short Pulse Radar Type 0 should be used for the *Detection Bandwidth* test, *Channel Move Time*, and *Channel Closing Time* tests.

Table 6 – Long Pulse Radar Test Signal

Radar Waveform Type	Pulse Width (µsec)	Chirp Width (MHz)	PRI (µsec)	Pulses per Burst	Number of Bursts	Minimum Percentage of Successful Detection	Minimum Trials
5	50-100	5-20	1000-2000	1-3	8-20	80%	30

Table 7 – Frequency Hopping Radar Test Signal

Radar Waveform Type	Pulse Width (µsec)	PRI (µsec)	Pulses per Hop	Hopping Rate (kHz)	Hopping Sequence Length (msec)	Minimum Percentage of Successful Detection	Minimum Trials
6	1	333	9	0.333	300	70%	30

This report shall not be reproduced except in full, without the written approval of UL Verification Services Inc.

12.1.2. TEST AND MEASUREMENT SYSTEM

RADIATED METHOD SYSTEM BLOCK DIAGRAM

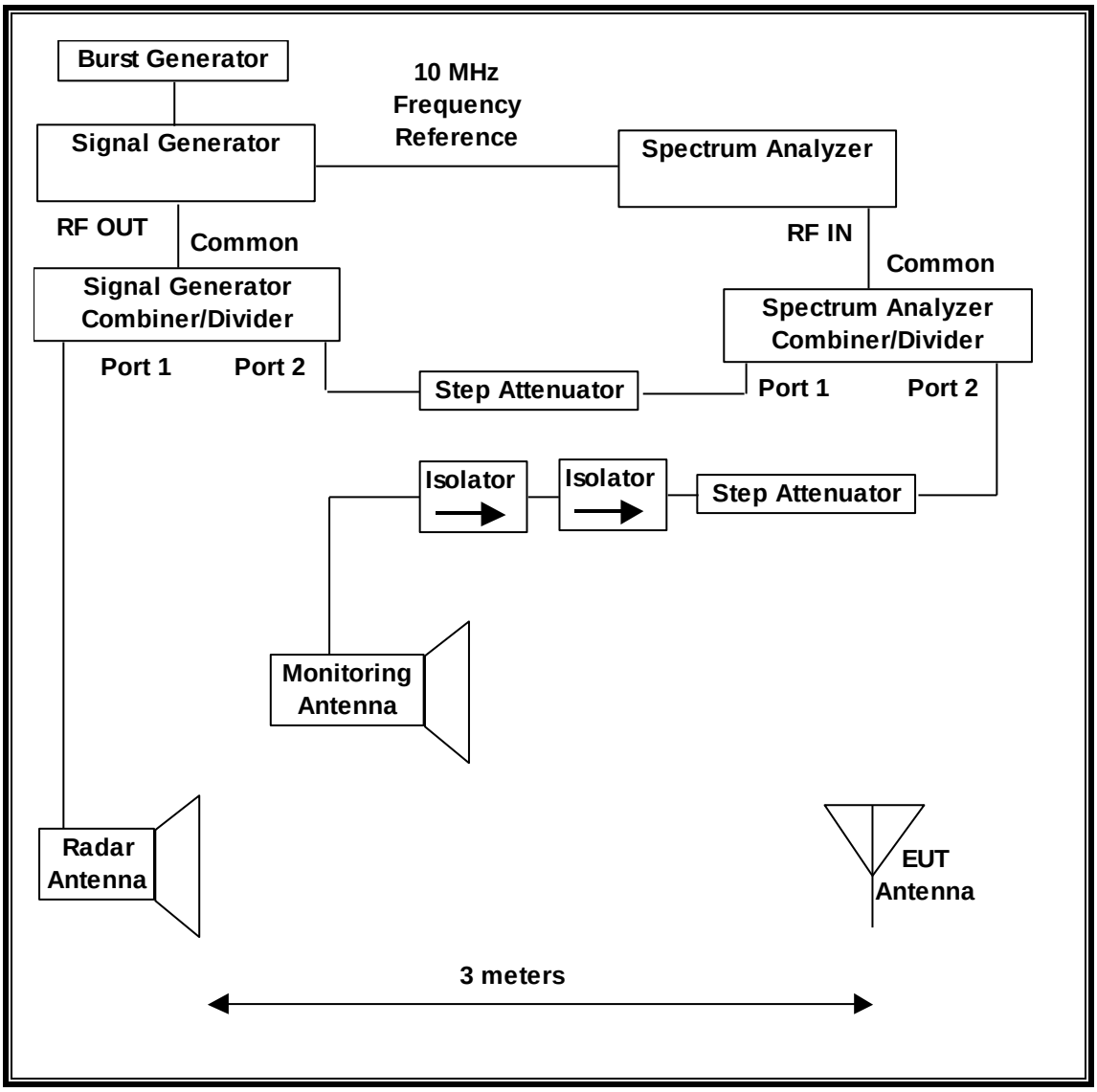

This report shall not be reproduced except in full, without the written approval of UL Verification Services Inc.

SYSTEM OVERVIEW

The short pulse and long pulse signal generating system utilizes the NTIA software. The Vector Signal Generator has been validated by the NTIA. The hopping signal generating system utilizes the CCS simulated hopping method and system, which has been validated by the DoD, FCC and NTIA. The software selects waveform parameters from within the bounds of the signal type on a random basis using uniform distribution.

The short pulse types 1, 2, 3 and 4, and the long pulse type 5 parameters are randomized at run-time.

The hopping type 6 pulse parameters are fixed while the hopping sequence is based on the August 2005 NTIA Hopping Frequency List. The initial starting point randomized at run-time and each subsequent starting point is incremented by 475. Each frequency in the 100-length segment is compared to the boundaries of the EUT Detection Bandwidth and the software creates a hopping burst pattern in accordance with Section 7.4.1.3 Method #2 Simulated Frequency Hopping Radar Waveform Generating Subsystem of KDB 905462 D02. The frequency of the signal generator is incremented in 1 MHz steps from F_L to F_H for each successive trial. This incremental sequence is repeated as required to generate a minimum of 30 total trials and to maintain a uniform frequency distribution over the entire Detection Bandwidth.

The signal monitoring equipment consists of a spectrum analyzer. The aggregate ON time is calculated by multiplying the number of bins above a threshold during a particular observation period by the dwell time per bin, with the analyzer set to peak detection and max hold.

SYSTEM CALIBRATION

A 50-ohm load is connected in place of the spectrum analyzer, and the spectrum analyzer is connected to a horn antenna via a coaxial cable, with the reference level offset set to (horn antenna gain – coaxial cable loss). The signal generator is set to CW mode. The amplitude of the signal generator is adjusted to yield a level of –64 dBm as measured on the spectrum analyzer.

Without changing any of the instrument settings, the spectrum analyzer is reconnected to the Common port of the Spectrum Analyzer Combiner/Divider. The Reference Level Offset of the spectrum analyzer is adjusted so that the displayed amplitude of the signal is –64 dBm.

The spectrum analyzer displays the level of the signal generator as received at the antenna ports of the Master Device. The interference detection threshold may be varied from the calibrated value of –64 dBm and the spectrum analyzer will still indicate the level as received by the Master Device.

This report shall not be reproduced except in full, without the written approval of UL Verification Services Inc.

ADJUSTMENT OF DISPLAYED TRAFFIC LEVEL

A link is established between the Master and Slave and the distance between the units is adjusted as needed to provide a suitable received level at the Master and Slave devices. The video test file is streamed to generate WLAN traffic. The monitoring antenna is adjusted so that the WLAN traffic level, as displayed on the spectrum analyzer, is at lower amplitude than the radar detection threshold.

TEST AND MEASUREMENT EQUIPMENT

The following test and measurement equipment was utilized for the DFS tests documented in this report:

TEST EQUIPMENT LIST				
Description	**Manufacturer**	**Model**	**Serial Number**	**Cal Due**
Spectrum Analyzer, PXA, 3Hz to 44GHz	Keysight	N9030A	US51350187	06/13/17
Signal Generator, PXG. RF Vector, 250kHz to 20GHz	Agilent	E8267C	US43320336	08/19/17

12.1.3. TEST AND MEASUREMENT SOFTWARE

The following test and measurement software was utilized for the tests documented in this report:

TEST SOFTWARE LIST		
Name	**Version**	**Test / Function**
Aggregate Time-PXA	3.0	Channel Loading and Aggregate Closing Time
PXA Read	3.0.0.9	Signal Generator Screen Capture
SGXProject.exe	1.7	Radar Waveform Generation and Download

This report shall not be reproduced except in full, without the written approval of UL Verification Services Inc.

12.1.4. SETUP OF EUT

RADIATED METHOD EUT TEST SETUP

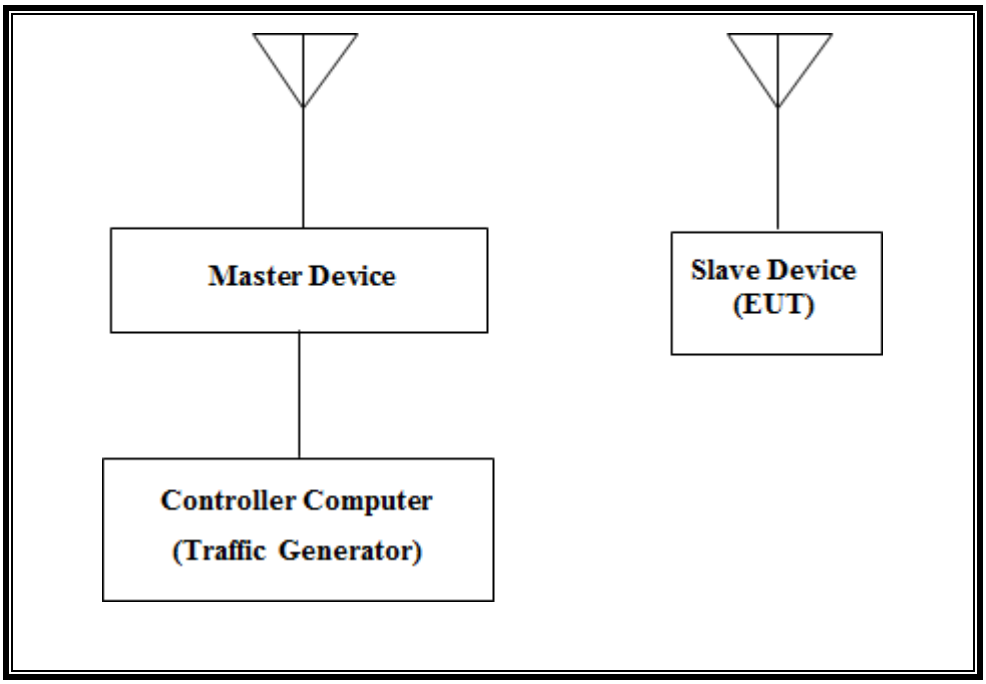

SUPPORT EQUIPMENT

The following support equipment was utilized for the DFS tests documented in this report:

PERIPHERAL SUPPORT EQUIPMENT LIST				
Description	**Manufacturer**	**Model**	**Serial Number**	**FCC ID**
802.11ac Dual Band Wireless Access Point	Cisco	AIR-CAP3702E-A-K9	FTX181570A6	LDK102087
P.O.E. Injector	Phihong	POE30U-560(G)	PHI170102N2	DoC
Notebook PC (Controller)	Lenovo	Type 4236-B92	PB-HEX04 12/05	DoC
AC Adapter (Controller PC)	Lenovo	42T4418	11S42T4418Z1ZGWG08R 90M	DoC

This report shall not be reproduced except in full, without the written approval of UL Verification Services Inc.

12.1.5. DESCRIPTION OF EUT

For FCC the EUT operates over the 5250-5350 MHz and 5470-5725 MHz ranges.

For IC the EUT operates over the 5250-5350 MHz and 5470-5725 MHz ranges, excluding the 5600-5650 MHz range.

The EUT is a Slave Device without Radar Detection.

The highest power level within these bands is 18.83 dBm EIRP in the 5250-5350 MHz band and 19.62 dBm EIRP in the 5470-5725 MHz band.

The only antenna assembly utilized with the EUT has a gain of 1.2 dBi & 2.8 dBi in the 5250-5350 MHz band and 0.9 & 3.6 dBi in the 5470-5725 MHz band.

Two integrated antennas are utilized to meet the MIMO operational requirements.

The rated output power of the Master unit is > 23dBm (EIRP). Therefore the required interference threshold level is –64 dBm. After correction for procedural adjustments, the required radiated threshold at the antenna port is –64 + 1 = -63 dBm.

The calibrated radiated DFS Detection Threshold level is set to –64 dBm. The tested level is lower than the required level hence it provides a margin to the limit.

The EUT uses two transmitter/receiver chains, each connected to an antenna to perform radiated tests.

WLAN traffic that meets or exceeds the minimum required loading was generated by transferring a data stream from the Master Device to the Slave Device using iPerf version 2.0.5 software package.

TPC is not required since the maximum EIRP is less than 500 mW (27 dBm).

The EUT utilizes the 802.11ac architecture. Three nominal channel bandwidths are implemented: 20 MHz, 40 MHz and 80 MHz.

The operating system installed in the EUT is OS Build 15043.0

The EUT firmware installed during testing was 14.2.201.157

The software installed in the access point is AP3G2-K9W7-M Version 15.2(4)JB4.

This report shall not be reproduced except in full, without the written approval of UL Verification Services Inc.

UNIFORM CHANNEL SPREADING

This is requirement not applicable to Slave Devices.

OVERVIEW OF MASTER DEVICE WITH RESPECT TO §15.407 (h) REQUIREMENTS

The Master Device is a Cisco Access Point, FCC ID: LDK102087. The minimum antenna gain for the Master Device is 6 dBi.

The rated output power of the Master unit is > 23dBm (EIRP). Therefore the required interference threshold level is –64 dBm. After correction for procedural adjustments, the required radiated threshold at the antenna port is –64 + 1 = -63 dBm.

The calibrated radiated DFS Detection Threshold level is set to –64 dBm. The tested level is lower than the required level hence it provides a margin to the limit.

This report shall not be reproduced except in full, without the written approval of UL Verification Services Inc.

13. RESULTS FOR 20 MHz BANDWIDTH

13.1.1. TEST CHANNEL

All tests were performed at a channel center frequency of 5500 MHz.

13.1.2. RADAR WAVEFORM AND TRAFFIC

RADAR WAVEFORM

SHORT PULSE RADAR TYPE 0 AT MASTER

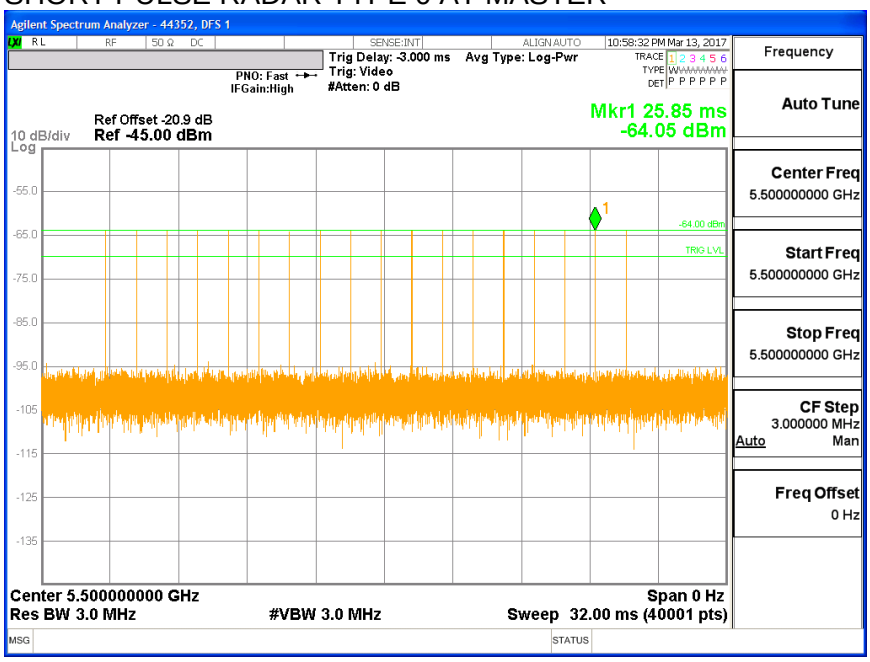

This report shall not be reproduced except in full, without the written approval of UL Verification Services Inc.

TRAFFIC

SLAVE TRAFFIC

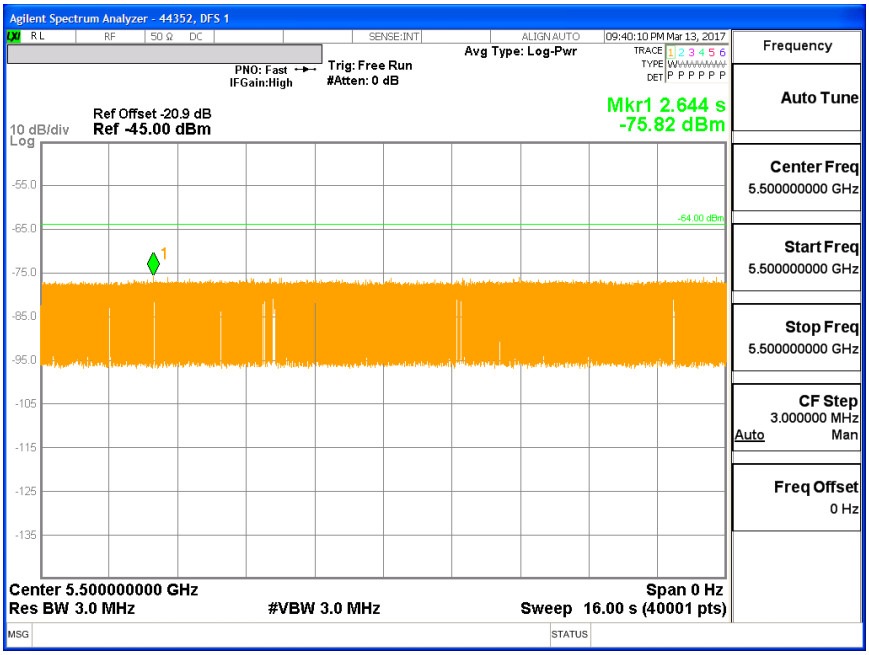

This report shall not be reproduced except in full, without the written approval of UL Verification Services Inc.

CHANNEL LOADING

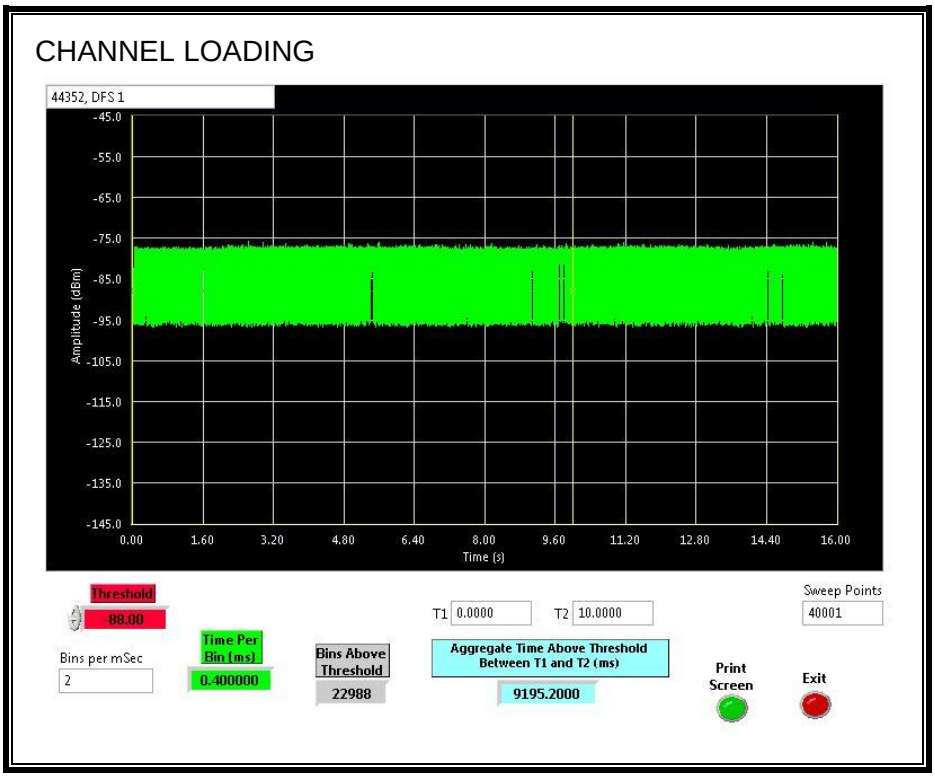

The level of traffic loading on the channel by the EUT is 91.952%

This report shall not be reproduced except in full, without the written approval of UL Verification Services Inc.

13.1.3. OVERLAPPING CHANNEL TESTS

RESULTS

These tests are not applicable.

13.1.4. MOVE AND CLOSING TIME

REPORTING NOTES

The reference marker is set at the end of last radar pulse.

The delta marker is set at the end of the last WLAN transmission following the radar pulse. This delta is the channel move time.

The aggregate channel closing transmission time is calculated as follows:

Aggregate Transmission Time =
(Number of analyzer bins showing transmission) * (dwell time per bin)

The observation period over which the aggregate time is calculated begins at (Reference Marker + 200 msec) and ends no earlier than (Reference Marker + 10 sec).

RESULTS

Channel Move Time (sec)	Limit (sec)
0.544	10

Aggregate Channel Closing Transmission Time (msec)	Limit (msec)
2.0	60

This report shall not be reproduced except in full, without the written approval of UL Verification Services Inc.

MOVE TIME

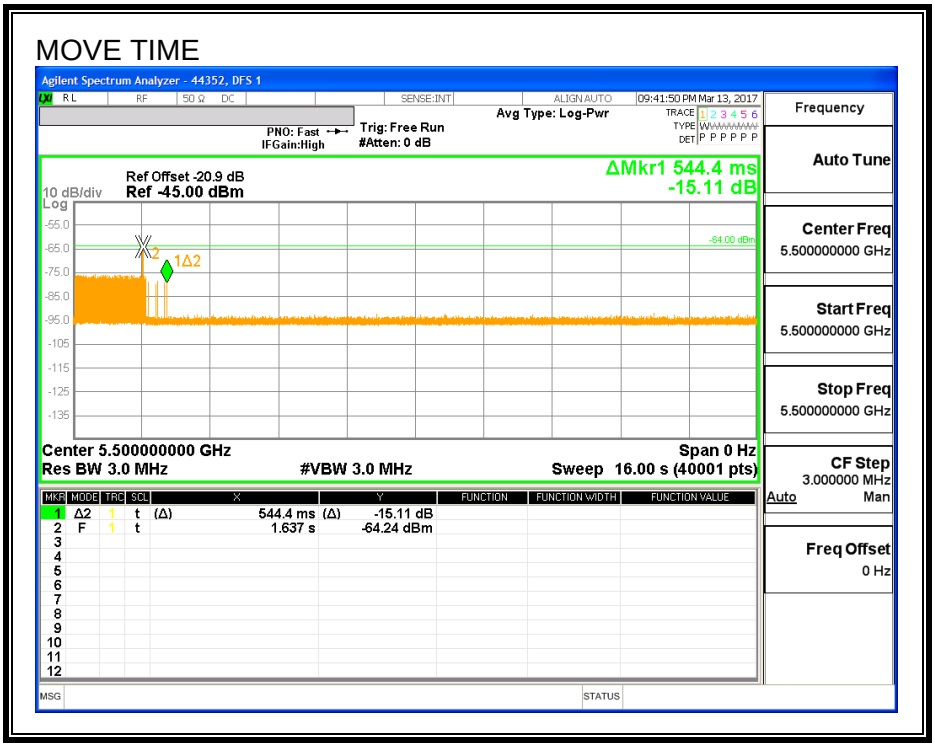

This report shall not be reproduced except in full, without the written approval of UL Verification Services Inc.

CHANNEL CLOSING TIME

CLOSING TIME

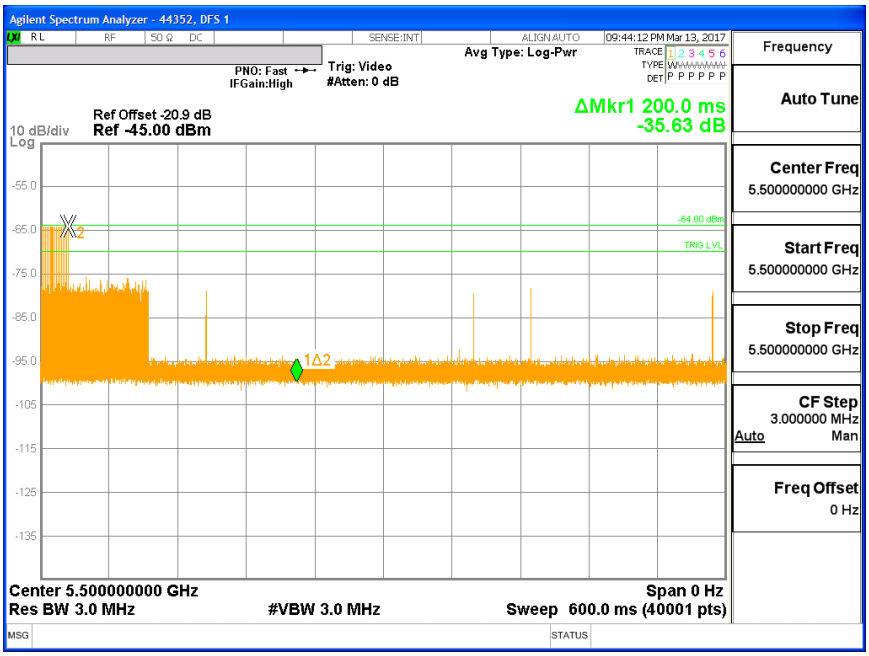

UL VERIFICATION SERVICES INC. FORM NO: CCSUP4701J
47173 BENICIA STREET, FREMONT, CA 94538, USA TEL: (510) 771-1000 FAX: (510) 661-0888
This report shall not be reproduced except in full, without the written approval of UL Verification Services Inc.

AGGREGATE CHANNEL CLOSING TRANSMISSION TIME

Only intermittent transmissions are observed during the aggregate monitoring period.

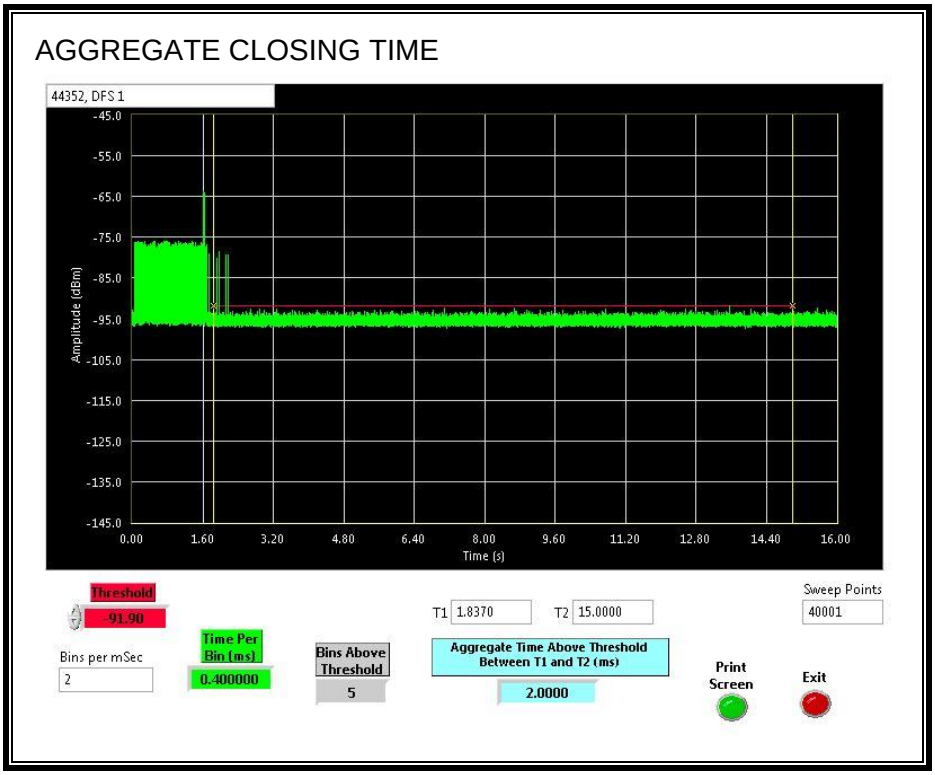

This report shall not be reproduced except in full, without the written approval of UL Verification Services Inc.

13.2. RESULTS FOR 40 MHz BANDWIDTH

13.2.1. TEST CHANNEL

All tests were performed at a channel center frequency of 5510 MHz.

13.2.2. RADAR WAVEFORM AND TRAFFIC

RADAR WAVEFORM

SHORT PULSE RADAR TYPE 0 AT MASTER

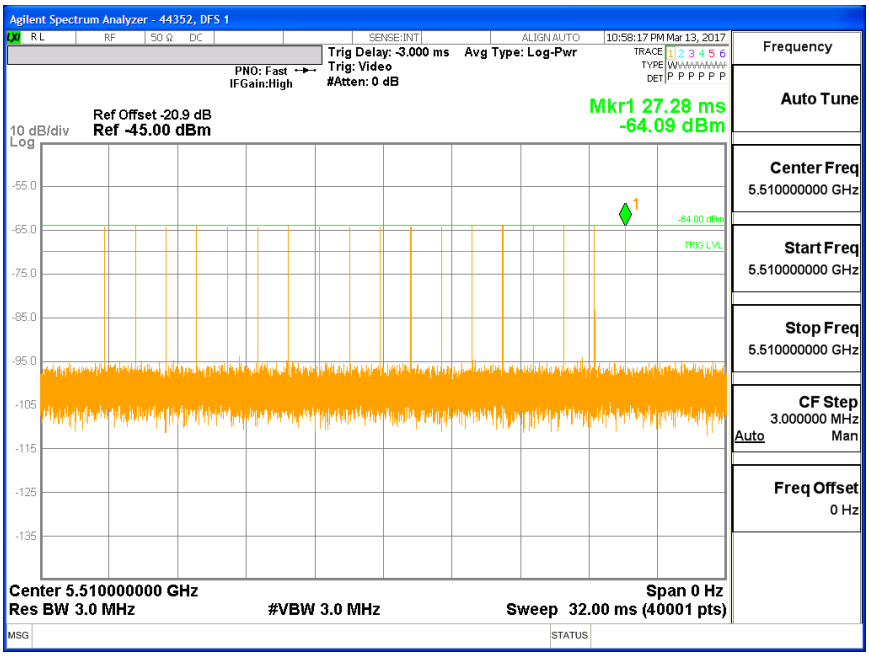

This report shall not be reproduced except in full, without the written approval of UL Verification Services Inc.

TRAFFIC

SLAVE TRAFFIC

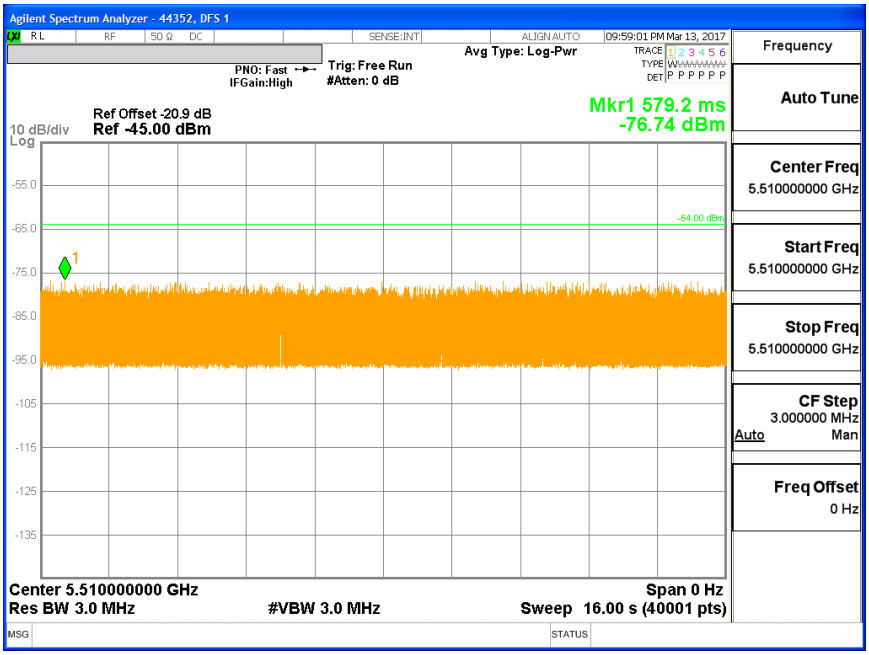

UL VERIFICATION SERVICES INC. FORM NO: CCSUP4701J
47173 BENICIA STREET, FREMONT, CA 94538, USA TEL: (510) 771-1000 FAX: (510) 661-0888
This report shall not be reproduced except in full, without the written approval of UL Verification Services Inc.

CHANNEL LOADING

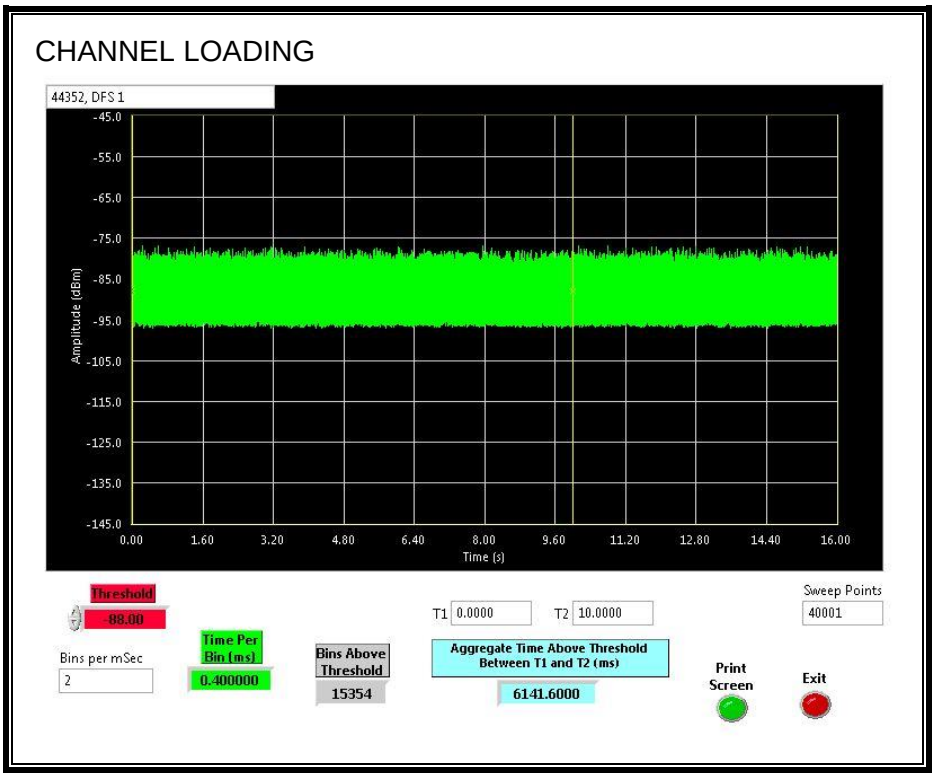

The level of traffic loading on the channel by the EUT is 61.416%.

This report shall not be reproduced except in full, without the written approval of UL Verification Services Inc.

13.2.3. OVERLAPPING CHANNEL TESTS

RESULTS

These tests are not applicable.

13.2.4. MOVE AND CLOSING TIME

REPORTING NOTES

The reference marker is set at the end of last radar pulse.

The delta marker is set at the end of the last WLAN transmission following the radar pulse. This delta is the channel move time.

The aggregate channel closing transmission time is calculated as follows:

Aggregate Transmission Time =
(Number of analyzer bins showing transmission) * (dwell time per bin)

The observation period over which the aggregate time is calculated begins at (Reference Marker + 200 msec) and ends no earlier than (Reference Marker + 10 sec).

RESULTS

Channel Move Time (sec)	Limit (sec)
0.092	10

Aggregate Channel Closing Transmission Time (msec)	Limit (msec)
0.0	60

This report shall not be reproduced except in full, without the written approval of UL Verification Services Inc.

MOVE TIME

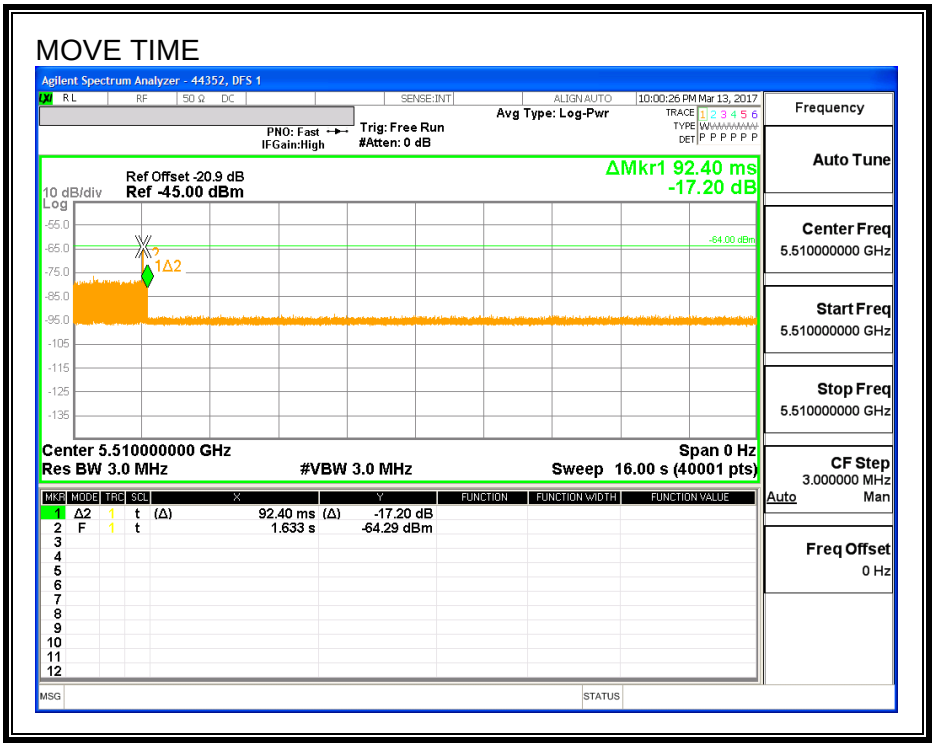

UL VERIFICATION SERVICES INC. FORM NO: CCSUP4701J
47173 BENICIA STREET, FREMONT, CA 94538, USA TEL: (510) 771-1000 FAX: (510) 661-0888
This report shall not be reproduced except in full, without the written approval of UL Verification Services Inc.

CHANNEL CLOSING TIME

CLOSING TIME

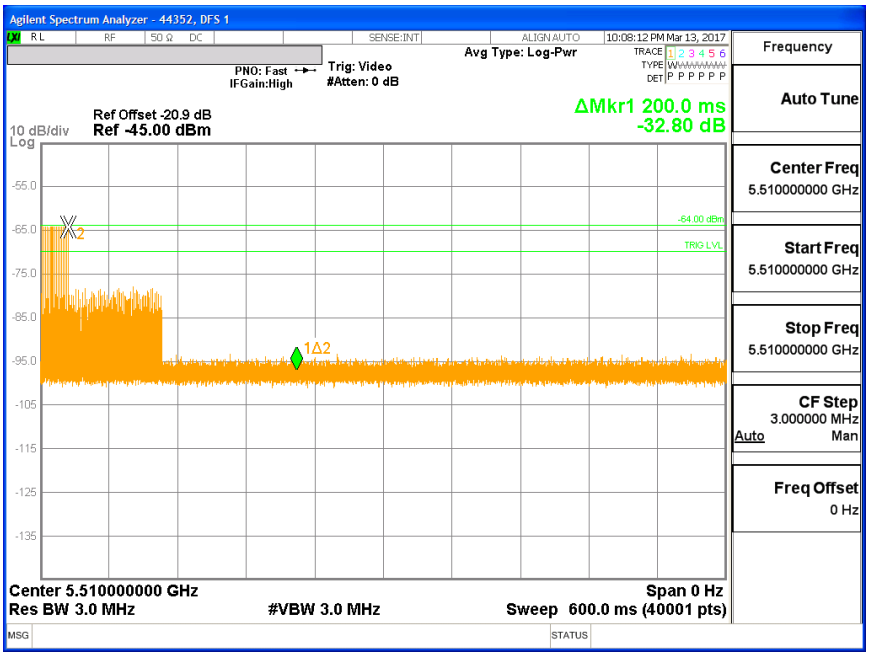

UL VERIFICATION SERVICES INC. FORM NO: CCSUP4701J
47173 BENICIA STREET, FREMONT, CA 94538, USA TEL: (510) 771-1000 FAX: (510) 661-0888
This report shall not be reproduced except in full, without the written approval of UL Verification Services Inc.

AGGREGATE CHANNEL CLOSING TRANSMISSION TIME

No transmissions are observed during the aggregate monitoring period.

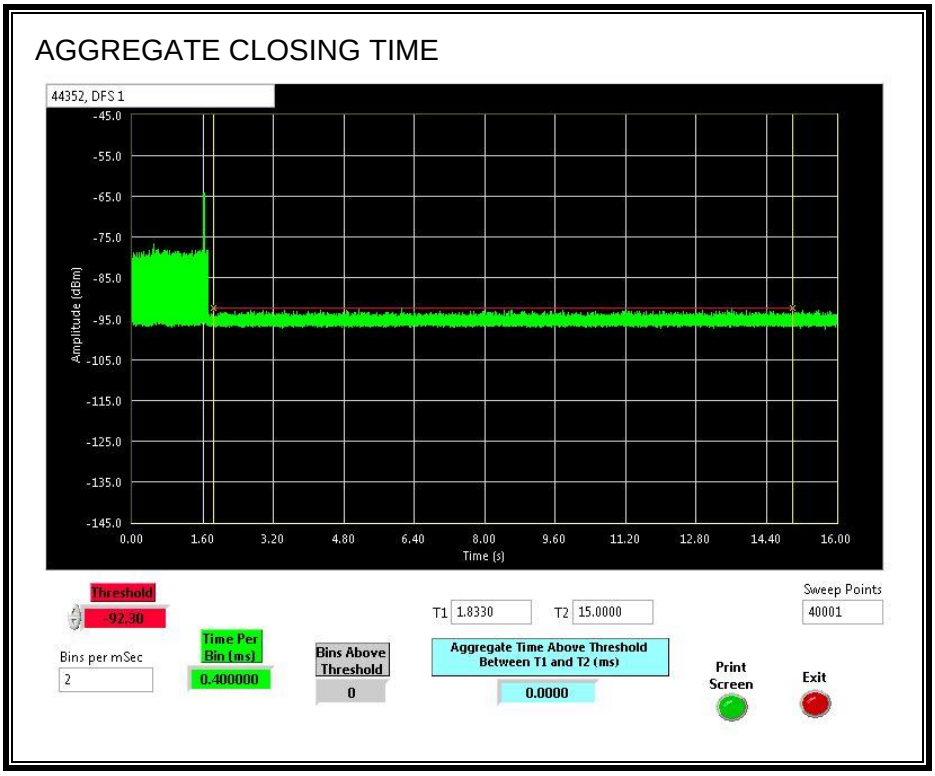

This report shall not be reproduced except in full, without the written approval of UL Verification Services Inc.

13.3. RESULTS FOR 80 MHz BANDWIDTH

13.3.1. TEST CHANNEL

All tests were performed at a channel center frequency of 5530 MHz.

13.3.2. RADAR WAVEFORM AND TRAFFIC

RADAR WAVEFORM

SHORT PULSE RADAR TYPE 0 AT MASTER

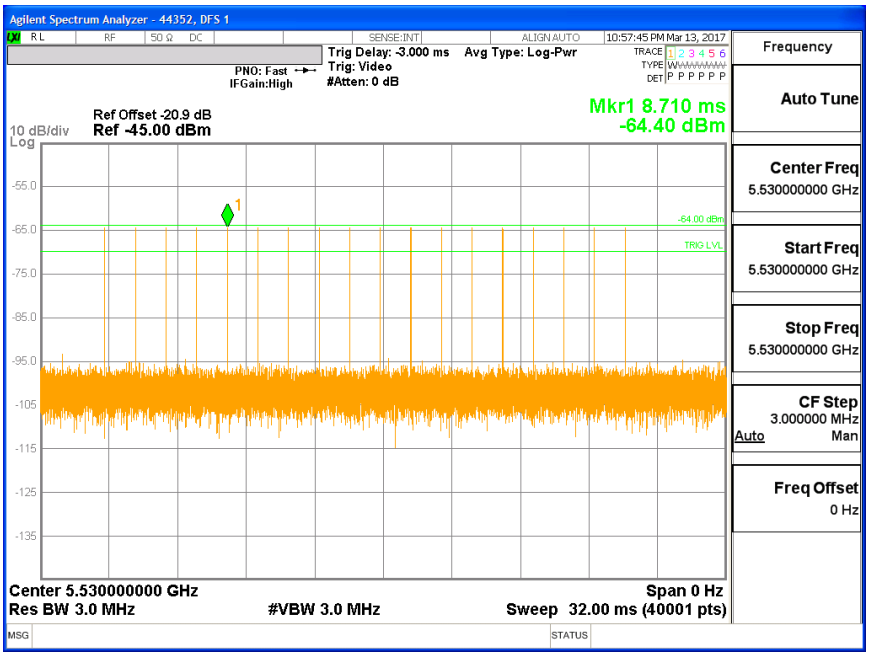

This report shall not be reproduced except in full, without the written approval of UL Verification Services Inc.

TRAFFIC

SLAVE TRAFFIC

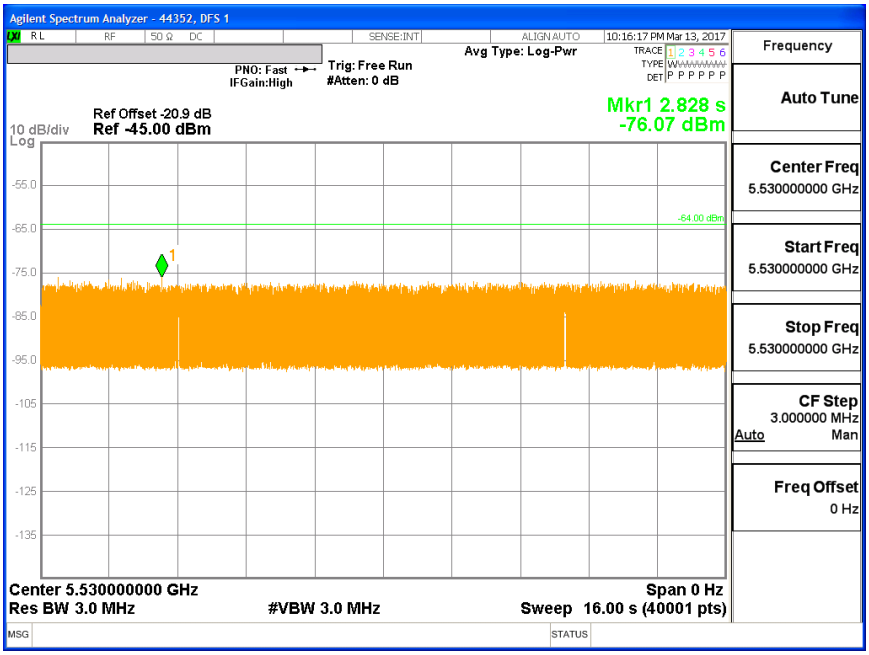

UL VERIFICATION SERVICES INC. FORM NO: CCSUP4701J
47173 BENICIA STREET, FREMONT, CA 94538, USA TEL: (510) 771-1000 FAX: (510) 661-0888
This report shall not be reproduced except in full, without the written approval of UL Verification Services Inc.

CHANNEL LOADING

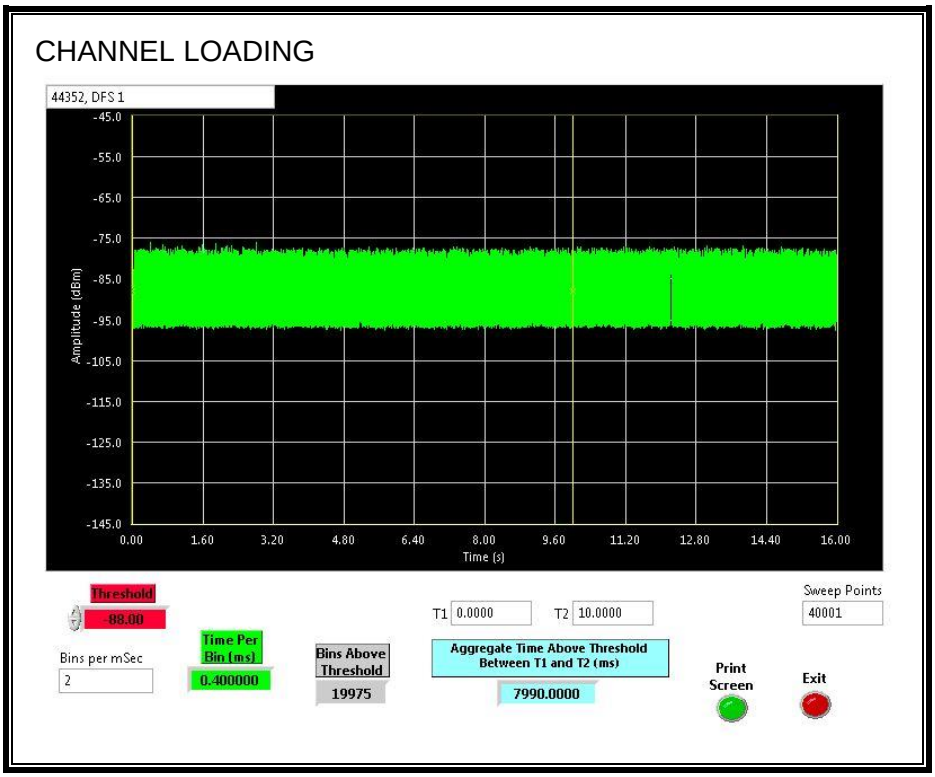

The level of traffic loading on the channel by the EUT is 79.9%

This report shall not be reproduced except in full, without the written approval of UL Verification Services Inc.

13.3.3. OVERLAPPING CHANNEL TESTS

RESULTS

These tests are not applicable.

13.3.4. MOVE AND CLOSING TIME

REPORTING NOTES

The reference marker is set at the end of last radar pulse.

The delta marker is set at the end of the last WLAN transmission following the radar pulse. This delta is the channel move time.

The aggregate channel closing transmission time is calculated as follows:

Aggregate Transmission Time =
(Number of analyzer bins showing transmission) * (dwell time per bin)

The observation period over which the aggregate time is calculated begins at (Reference Marker + 200 msec) and ends no earlier than (Reference Marker + 10 sec).

RESULTS

Channel Move Time (sec)	Limit (sec)
0.074	10

Aggregate Channel Closing Transmission Time (msec)	Limit (msec)
0.0	60

This report shall not be reproduced except in full, without the written approval of UL Verification Services Inc.

MOVE TIME

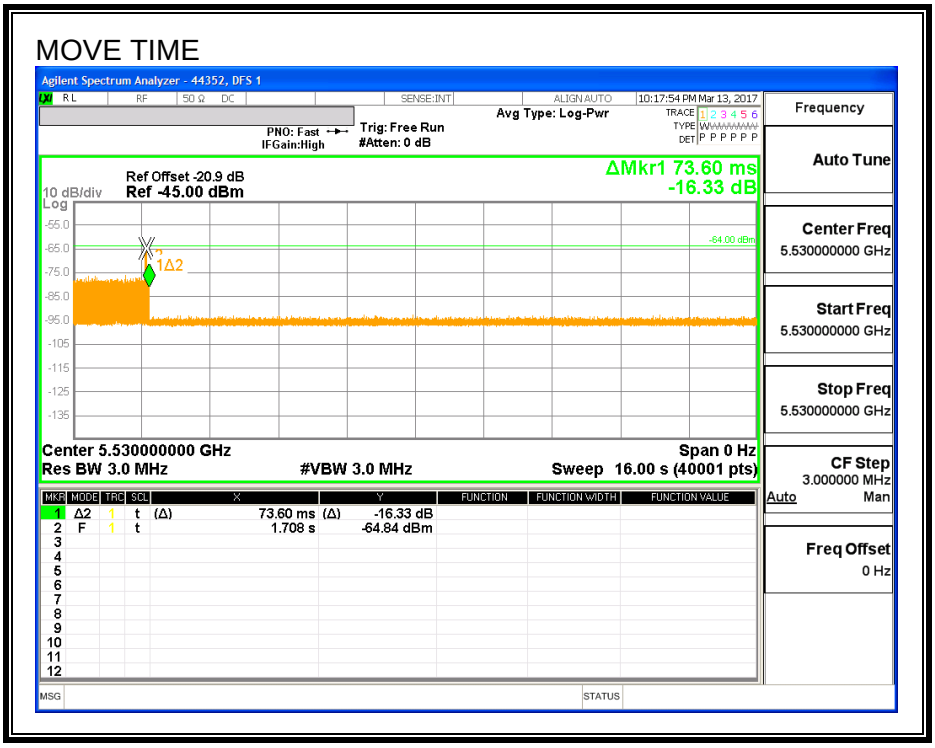

This report shall not be reproduced except in full, without the written approval of UL Verification Services Inc.

CHANNEL CLOSING TIME

CLOSING TIME

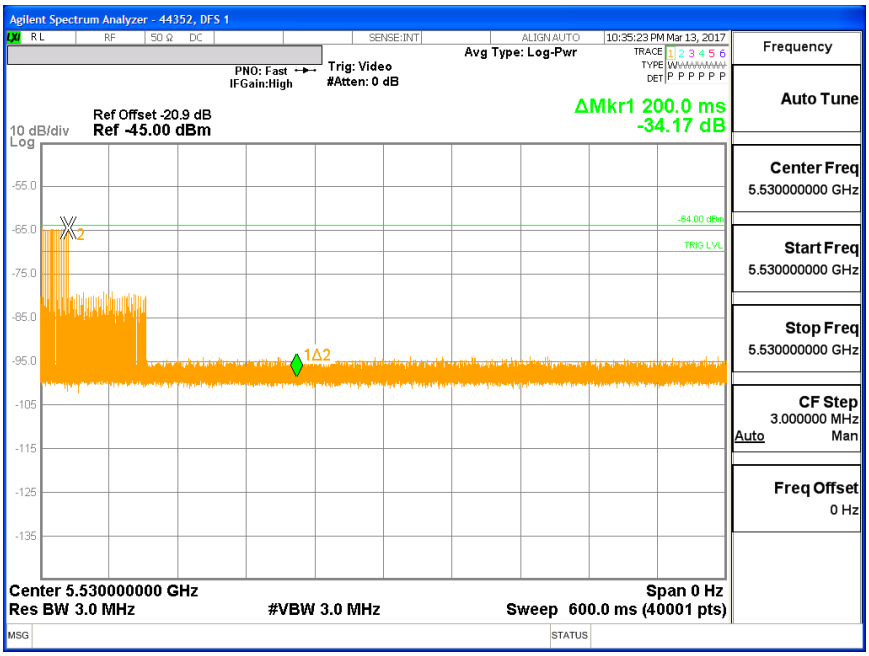

This report shall not be reproduced except in full, without the written approval of UL Verification Services Inc.

AGGREGATE CHANNEL CLOSING TRANSMISSION TIME

No transmissions are observed during the aggregate monitoring period.

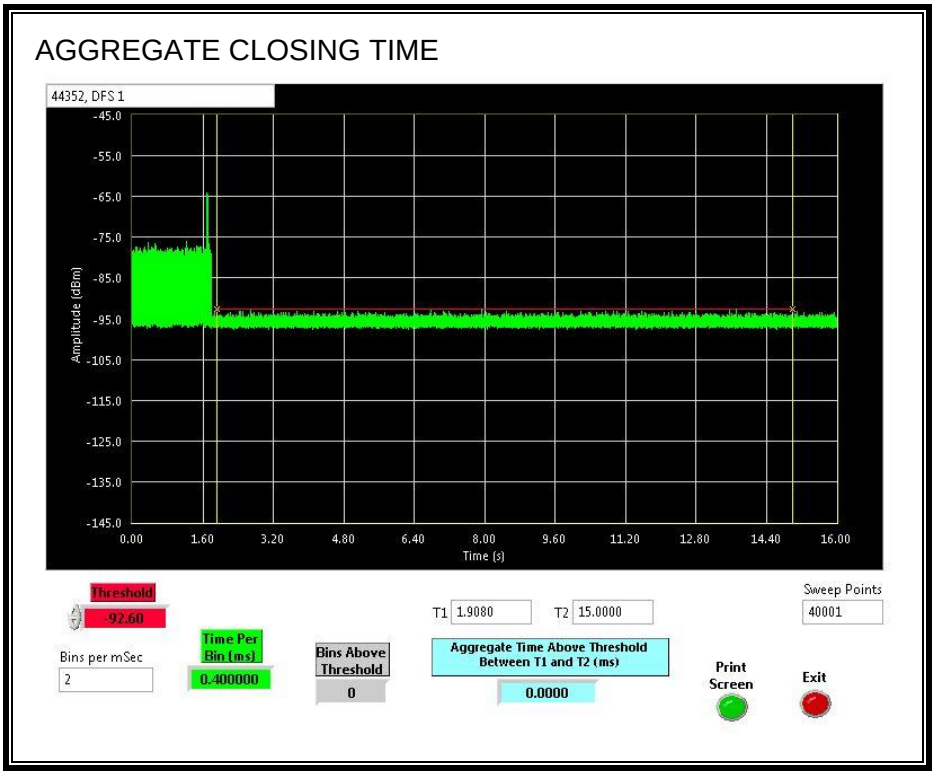

This report shall not be reproduced except in full, without the written approval of UL Verification Services Inc.

13.3.5. 10-MINUTE BEACON MONITORING PERIOD

RESULTS

No EUT transmissions were observed on the test channel during the 10-minute observation time.

10-MINUTE BEACON MONITORING PERIOD

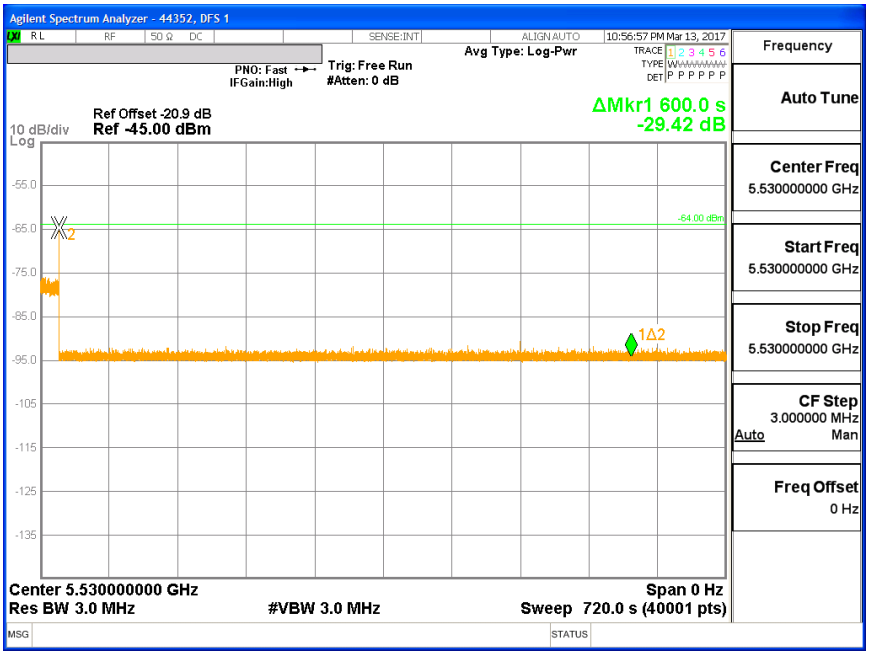

This report shall not be reproduced except in full, without the written approval of UL Verification Services Inc.