8.4. 6 dB BANDWIDTH

LIMITS

FCC §15.407 (e)

RSS-247 6.2.4.1

The minimum 6 dB bandwidth shall be at least 500 kHz.

RESULTS

UL VERIFICATION SERVICES INC.
47173 Benicia Street, Fremont, CA 94538; USA TEL:(510) 319-4000 FAX:(510) 661-0888
This report shall not be reproduced except in full, without the written approval of UL Verification Services Inc.

8.4.1. 802.11a MODE IN THE 5.8 GHz BAND

1TX Antenna 1 MODE

Channel	Frequency (MHz)	6 dB Bandwidth (MHz)	Minimum Limit (MHz)
Low	5745	16.0400	0.5
Mid	5785	16.0550	0.5
High	5825	16.3300	0.5

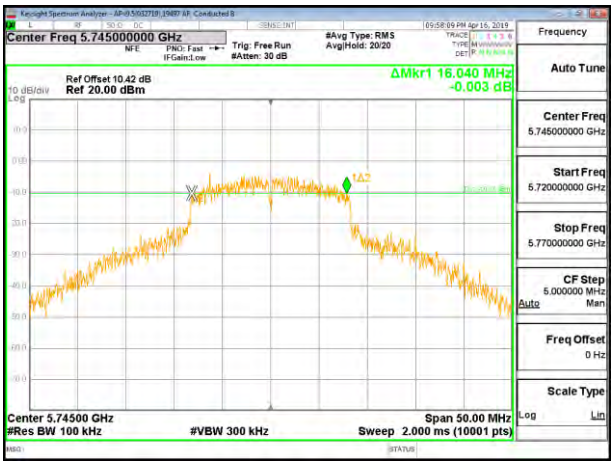

LOW CHANNEL

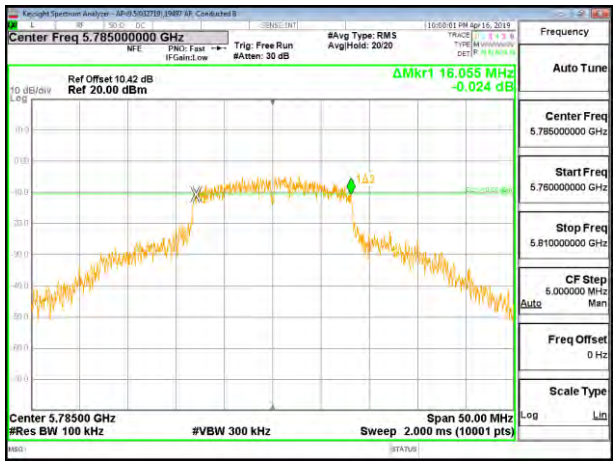

MID CHANNEL

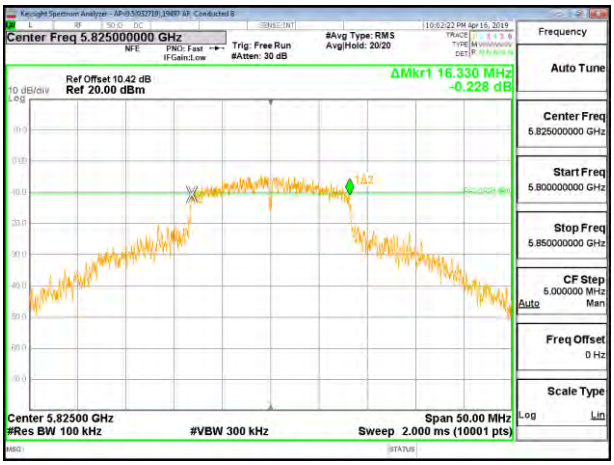

HIGH CHANNEL

UL VERIFICATION SERVICES INC.
47173 Benicia Street, Fremont, CA 94538; USA TEL:(510) 319-4000 FAX:(510) 661-0888
This report shall not be reproduced except in full, without the written approval of UL Verification Services Inc.

1TX Antenna 2 MODE

Channel	Frequency (MHz)	6 dB Bandwidth (MHz)	Minimum Limit (MHz)
Low	5745	16.3350	0.5
Mid	5785	16.3050	0.5
High	5825	15.9550	0.5

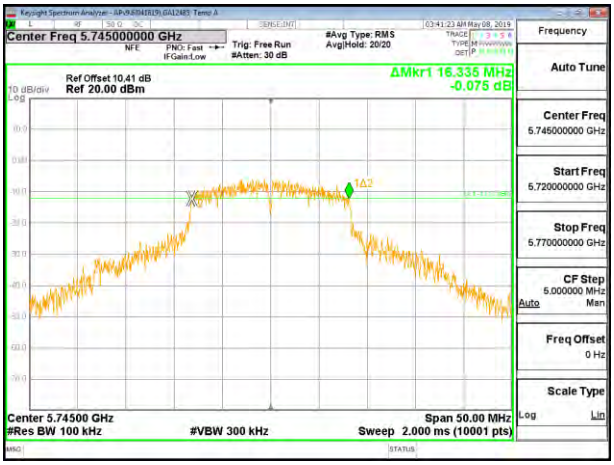

LOW CHANNEL

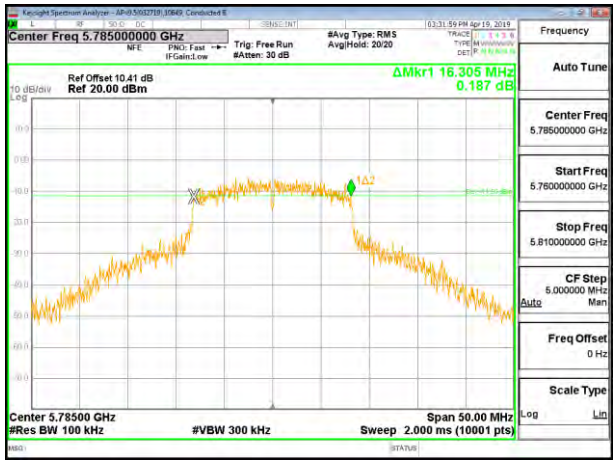

MID CHANNEL

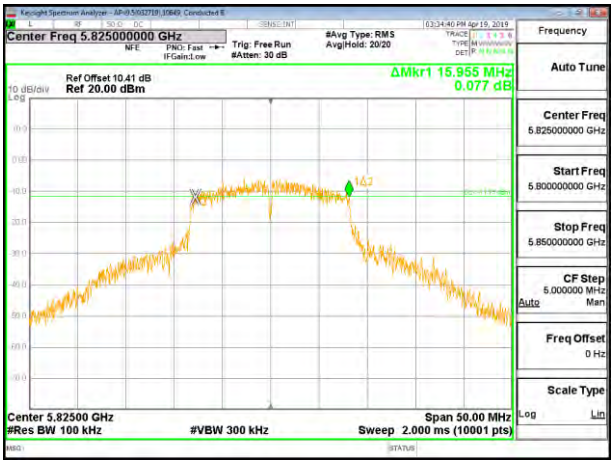

HIGH CHANNEL

UL VERIFICATION SERVICES INC.
47173 Benicia Street, Fremont, CA 94538; USA TEL:(510) 319-4000 FAX:(510) 661-0888
This report shall not be reproduced except in full, without the written approval of UL Verification Services Inc.

8.4.2. 802.11n HT20 MODE IN THE 5.8 GHz BAND

1TX Antenna 1 MODE

Channel	Frequency (MHz)	6 dB Bandwidth (MHz)	Minimum Limit (MHz)
Low	5745	17.5900	0.5
Mid	5785	17.2900	0.5
High	5825	17.5400	0.5

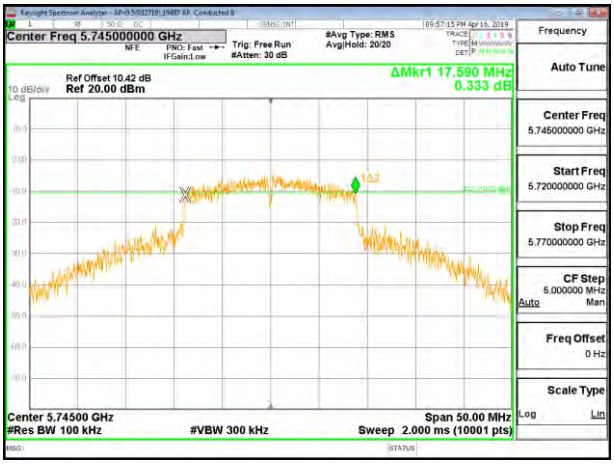

LOW CHANNEL

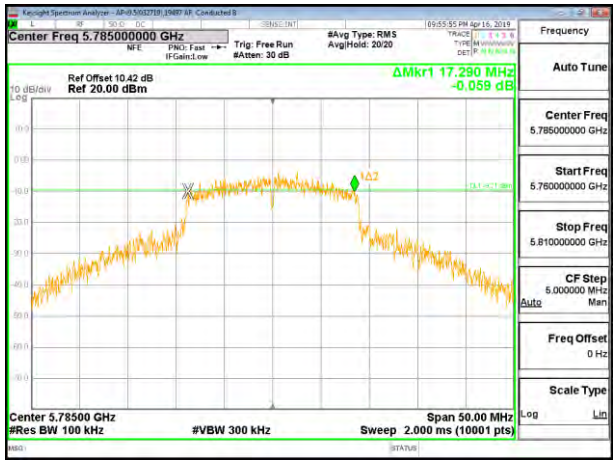

MID CHANNEL

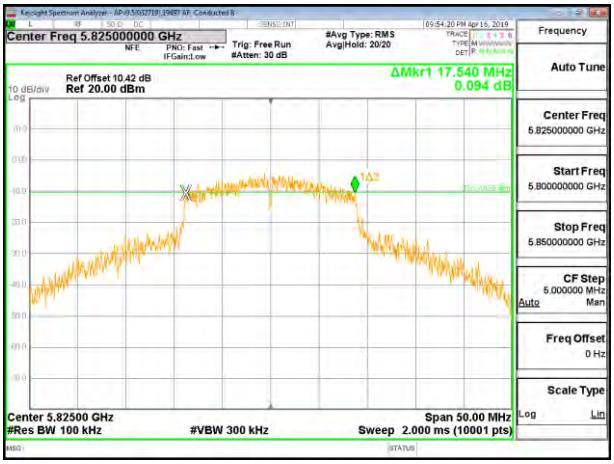

HIGH CHANNEL

UL VERIFICATION SERVICES INC.
47173 Benicia Street, Fremont, CA 94538; USA TEL:(510) 319-4000 FAX:(510) 661-0888
This report shall not be reproduced except in full, without the written approval of UL Verification Services Inc.

1TX Antenna 2 MODE

Channel	Frequency (MHz)	6 dB Bandwidth (MHz)	Minimum Limit (MHz)
Low	5745	17.5750	0.5
Mid	5785	17.2800	0.5
High	5825	17.5750	0.5

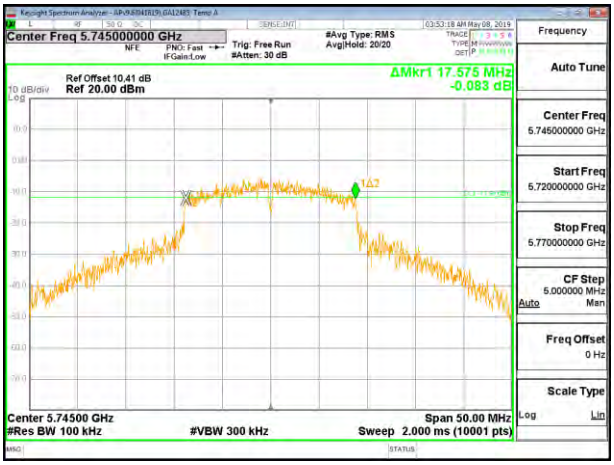

LOW CHANNEL

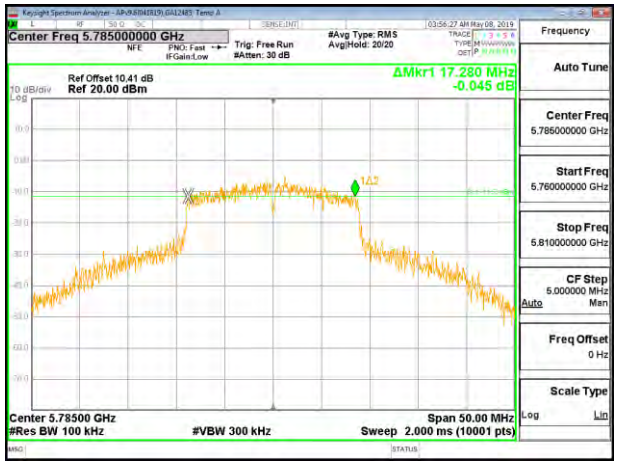

MID CHANNEL

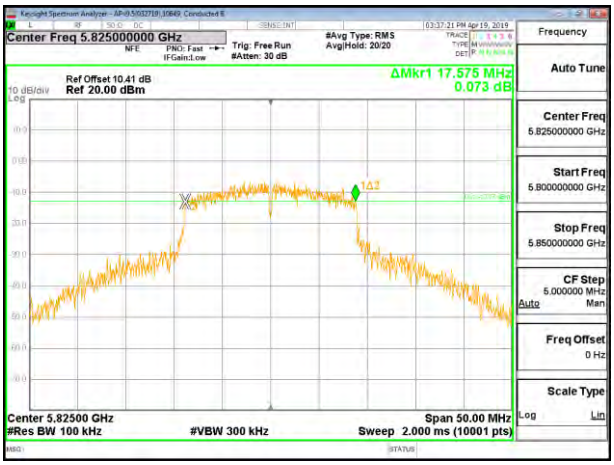

HIGH CHANNEL

UL VERIFICATION SERVICES INC.
47173 Benicia Street, Fremont, CA 94538; USA TEL:(510) 319-4000 FAX:(510) 661-0888
This report shall not be reproduced except in full, without the written approval of UL Verification Services Inc.

8.5. OUTPUT POWER AND PSD

LIMITS

FCC §15.407

Band 5.15–5.25 GHz

(iv) For mobile and portable client devices in the 5.15-5.25 GHz band, the maximum conducted output power over the frequency band of operation shall not exceed 250 mW provided the maximum antenna gain does not exceed 6 dBi. In addition, the maximum power spectral density shall not exceed 11 dBm in any 1 megahertz band. If transmitting antennas of directional gain greater than 6 dBi are used, both the maximum conducted output power and the maximum power spectral density shall be reduced by the amount in dB that the directional gain of the antenna exceeds 6 dBi.

Bands 5.25-5.35 GHz and 5.47-5.725 GHz
The maximum conducted output power over the frequency bands of operation shall not exceed the lesser of 250 mW or 11 dBm + 10 log B, where B is the 26 dB emission bandwidth in megahertz. In addition, the maximum power spectral density shall not exceed 11 dBm in any 1 megahertz band. If transmitting antennas of directional gain greater than 6 dBi are used, both the maximum conducted output power and the maximum power spectral density shall be reduced by the amount in dB that the directional gain of the antenna exceeds 6 dBi.

Band 5.725-5.85 GHz

The maximum conducted output power over the frequency band of operation shall not exceed 1 W. In addition, the maximum power spectral density shall not exceed 30 dBm in any 500-kHz band. If transmitting antennas of directional gain greater than 6 dBi are used, both the maximum conducted output power and the maximum power spectral density shall be reduced by the amount in dB that the directional gain of the antenna exceeds 6 dBi. However, fixed point-to-point U-NII devices operating in this band may employ transmitting antennas with directional gain greater than 6 dBi without any corresponding reduction in transmitter conducted power. Fixed, point-to-point operations exclude the use of point-to-multipoint systems, omnidirectional applications, and multiple collocated transmitters transmitting the same information.

UL VERIFICATION SERVICES INC.
47173 Benicia Street, Fremont, CA 94538; USA TEL:(510) 319-4000 FAX:(510) 661-0888
This report shall not be reproduced except in full, without the written approval of UL Verification Services Inc.

RSS-247

Band 5.15-5.25 GHz
The maximum e.i.r.p. shall not exceed 200 mW or 10 + 10 log10B, dBm, whichever power is less. B is the 99% emission bandwidth in megahertz. The e.i.r.p. spectral density shall not exceed 10 dBm in any 1.0 MHz band.

Band 5.25-5.35 GHz
The maximum conducted output power shall not exceed 250 mW or 11 + 10 log10B, dBm, whichever is less. The power spectral density shall not exceed 11 dBm in any 1.0 MHz band.

The maximum e.i.r.p. shall not exceed 1.0 W or 17 + 10 log10B, dBm, whichever is less. B is the 99% emission bandwidth in megahertz. Note that devices with a maximum e.i.r.p. greater than 500 mW shall implement TPC in order to have the capability to operate at least 6 dB below the maximum permitted e.i.r.p. of 1 W.

Bands 5.47-5.6 GHz and 5.65-5.725 GHz
The maximum conducted output power shall not exceed 250 mW or 11 + 10 log10B, dBm, whichever is less. The power spectral density shall not exceed 11 dBm in any 1.0 MHz band.

The maximum e.i.r.p. shall not exceed 1.0 W or 17 + 10 log10B, dBm, whichever is less. B is the 99% emission bandwidth in megahertz. Note that devices with a maximum e.i.r.p. greater than 500 mW shall implement TPC in order to have the capability to operate at least 6 dB below the maximum permitted e.i.r.p. of 1 W.

Band 5.725-5.85 GHz
The maximum conducted output power shall not exceed 1 W. The power spectral density shall not exceed 30 dBm in any 500 kHz band. If transmitting antennas of directional gain greater than 6 dBi are used, both the maximum conducted output power and the power spectral density shall be reduced by the amount in dB that the directional gain of the antenna exceeds 6 dBi. However, fixed point-to-point devices operating in this band may employ transmitting antennas with directional gain greater than 6 dBi without any corresponding reduction in transmitter conducted power. Fixed point-to-point operations exclude the use of point-to-multipoint systems, omnidirectional applications and multiple collocated transmitters transmitting the same information.

TEST PROCEDURE

The measurement method used for output power is KDB 789033 D02 v02r01, Section E.3.b (Method PM-G).

The measurement method used for power spectral density is KDB 789033 D02 v02r01, Section F

DIRECTIONAL ANTENNA GAIN
For 1 TX:
There is only one transmitter output therefore the directional gain is equal to the antenna gain.

UL VERIFICATION SERVICES INC.
47173 Benicia Street, Fremont, CA 94538; USA TEL:(510) 319-4000 FAX:(510) 661-0888
This report shall not be reproduced except in full, without the written approval of UL Verification Services Inc.

RESULTS

8.5.1. 802.11a MODE IN THE 5.2 GHz BAND

1TX Antenna 1 MODE (FCC) MOBILE

Antenna Gain and Limits

Channel	Frequency (MHz)	Directional Gain (dBi)	Power Limit (dBm)	PSD Limit (dBm/1MHz)
Low	5180	2.48	24.00	11.00
Mid	5200	2.48	24.00	11.00
High	5240	2.48	24.00	11.00

Duty Cycle CF (dB)	0.19	**Included in Calculations of Corr'd PSD**

Output Power Results

Channel	Frequency (MHz)	Meas Power (dBm)	Total Corr'd Power (dBm)	Power Limit (dBm)	Power Margin (dB)
Low	5180	8.48	8.48	24.00	-15.52
Mid	5200	8.46	8.46	24.00	-15.54
High	5240	8.47	8.47	24.00	-15.53

PSD Results

Channel	Frequency (MHz)	Meas PSD (dBm/1MHz)	Total Corr'd PSD (dBm/1MHz)	PSD Limit (dBm/1MHz)	PSD Margin (dB)
Low	5180	-4.26	-4.07	11.00	-15.07
Mid	5200	-4.39	-4.20	11.00	-15.20
High	5240	-4.89	-4.70	11.00	-15.70

UL VERIFICATION SERVICES INC.
47173 Benicia Street, Fremont, CA 94538; USA TEL:(510) 319-4000 FAX:(510) 661-0888
This report shall not be reproduced except in full, without the written approval of UL Verification Services Inc.

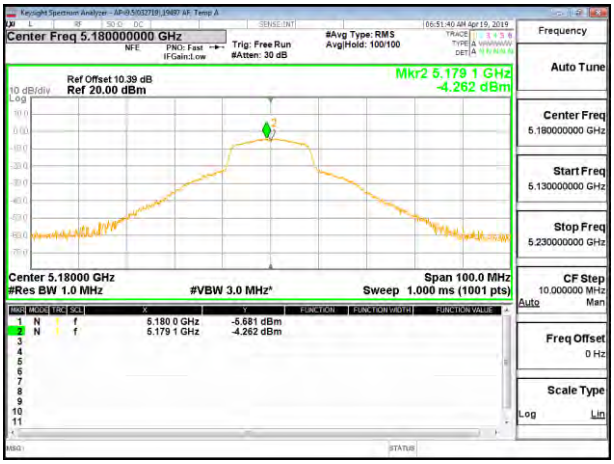

LOW CHANNEL

MID CHANNEL

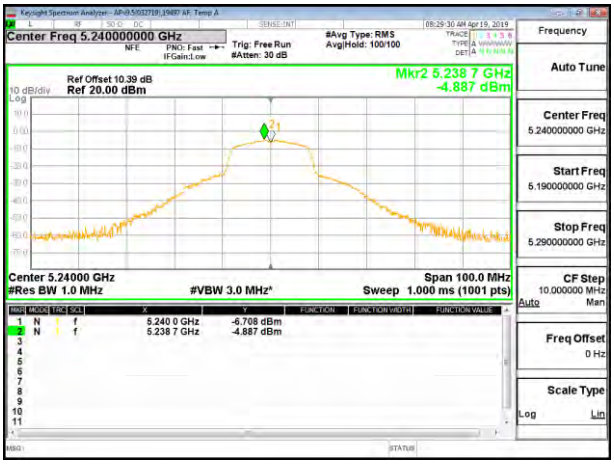

HIGH CHANNEL

UL VERIFICATION SERVICES INC.
47173 Benicia Street, Fremont, CA 94538; USA TEL:(510) 319-4000 FAX:(510) 661-0888
This report shall not be reproduced except in full, without the written approval of UL Verification Services Inc.

1TX Antenna 1 MODE (IC)

Bandwidth, Antenna Gain, and Limits

Channel	Frequency (MHz)	Min 99% BW (MHz)	Directional Gain (dBi)	EIRP Power Limit (dBm)	Power Limit (dBm)	EIRP PSD Limit (dBm/1MHz)	PSD Limit (dBm/1MHz)
Low	5180	18.608	2.48	22.70	20.22	10.00	7.52
Mid	5200	18.378	2.48	22.64	20.16	10.00	7.52
High	5240	18.213	2.48	22.60	20.12	10.00	7.52

Duty Cycle CF (dB)	0.19	Included in Calculations of Corr'd PSD

Output Power Results

Channel	Frequency (MHz)	Meas Power (dBm)	Total Corr'd Power (dBm)	Power Limit (dBm)	Power Margin (dB)
Low	5180	8.480	8.48	20.22	-11.74
Mid	5200	8.460	8.46	20.16	-11.70
High	5240	8.470	8.47	20.12	-11.65

PSD Results

Channel	Frequency (MHz)	Meas PSD (dBm/1MHz)	Total Corr'd PSD (dBm/1MHz)	PSD Limit (dBm/1MHz)	PSD Margin (dB)
Low	5180	-4.262	-4.07	7.52	-11.59
Mid	5200	-4.394	-4.20	7.52	-11.72
High	5240	-4.887	-4.70	7.52	-12.22

UL VERIFICATION SERVICES INC.
47173 Benicia Street, Fremont, CA 94538; USA TEL:(510) 319-4000 FAX:(510) 661-0888
This report shall not be reproduced except in full, without the written approval of UL Verification Services Inc.

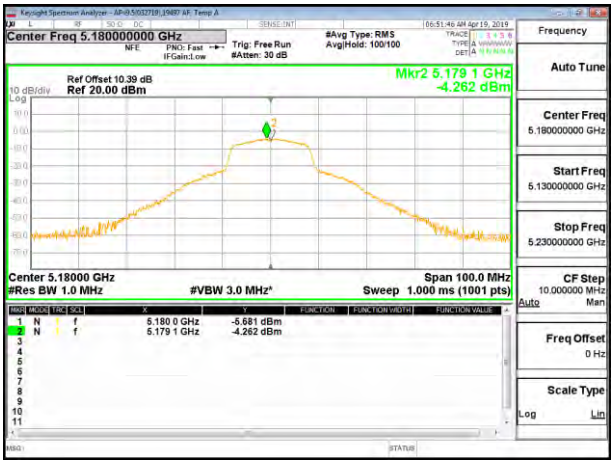

LOW CHANNEL

MID CHANNEL

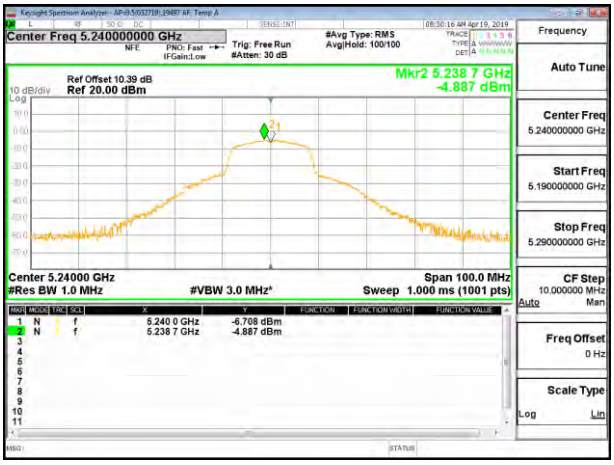

HIGH CHANNEL

UL VERIFICATION SERVICES INC.
47173 Benicia Street, Fremont, CA 94538; USA TEL:(510) 319-4000 FAX:(510) 661-0888
This report shall not be reproduced except in full, without the written approval of UL Verification Services Inc.

1TX Antenna 2 MODE (FCC) MOBILE

Antenna Gain and Limits

Channel	Frequency (MHz)	Directional Gain (dBi)	Power Limit (dBm)	PSD Limit (dBm/1MHz)
Low	5180	4.24	24.00	11.00
Mid	5200	4.24	24.00	11.00
High	5240	4.24	24.00	11.00

Duty Cycle CF (dB)	0.19	**Included in Calculations of Corr'd PSD**

Output Power Results

Channel	Frequency (MHz)	Meas Power (dBm)	Total Corr'd Power (dBm)	Power Limit (dBm)	Power Margin (dB)
Low	5180	8.30	8.30	24.00	-15.70
Mid	5200	8.22	8.22	24.00	-15.78
High	5240	8.36	8.36	24.00	-15.64

PSD Results

Channel	Frequency (MHz)	Meas PSD (dBm/1MHz)	Total Corr'd PSD (dBm/1MHz)	PSD Limit (dBm/1MHz)	PSD Margin (dB)
Low	5180	-4.14	-3.95	11.00	-14.95
Mid	5200	-4.69	-4.50	11.00	-15.50
High	5240	-4.40	-4.21	11.00	-15.21

UL VERIFICATION SERVICES INC.
47173 Benicia Street, Fremont, CA 94538; USA TEL:(510) 319-4000 FAX:(510) 661-0888
This report shall not be reproduced except in full, without the written approval of UL Verification Services Inc.

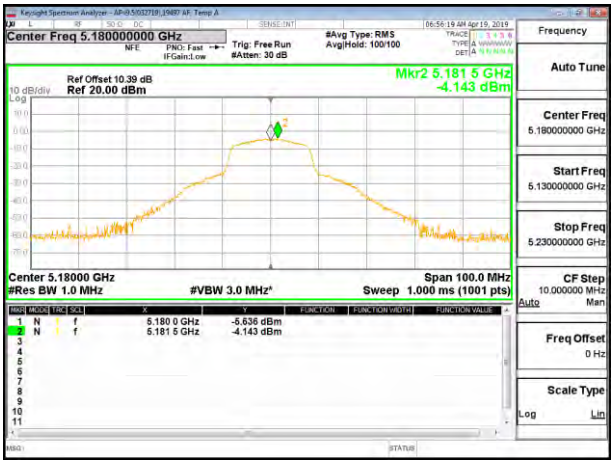

LOW CHANNEL

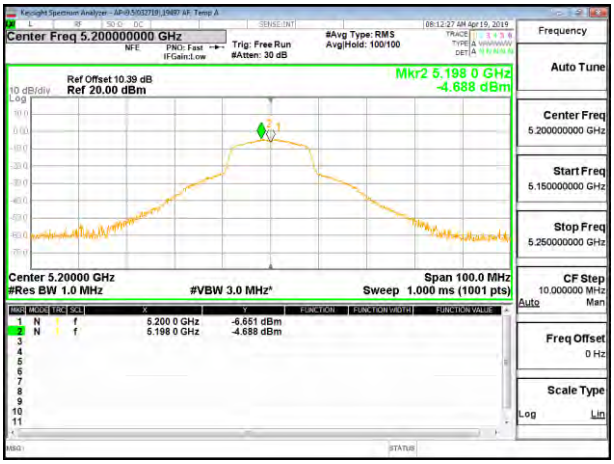

MID CHANNEL

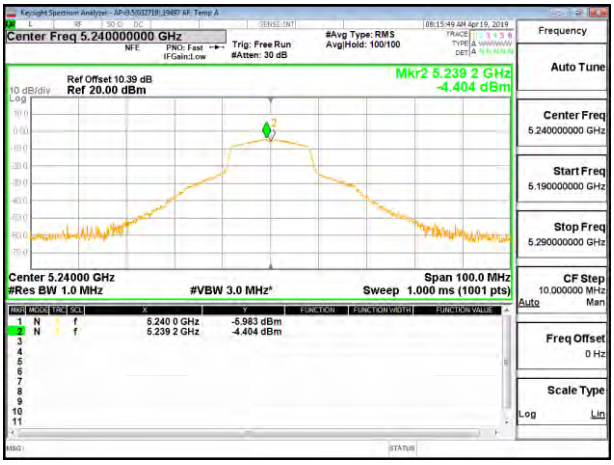

HIGH CHANNEL

UL VERIFICATION SERVICES INC.
47173 Benicia Street, Fremont, CA 94538; USA TEL:(510) 319-4000 FAX:(510) 661-0888
This report shall not be reproduced except in full, without the written approval of UL Verification Services Inc.

1TX Antenna 2 MODE (IC)

Bandwidth, Antenna Gain, and Limits

Channel	Frequency (MHz)	Min 99% BW (MHz)	Directional Gain (dBi)	EIRP Power Limit (dBm)	Power Limit (dBm)	EIRP PSD Limit (dBm/1MHz)	PSD Limit (dBm/1MHz)
Low	5180	17.519	4.24	22.44	18.20	10.00	5.76
Mid	5200	17.354	4.24	22.39	18.15	10.00	5.76
High	5240	17.454	4.24	22.42	18.18	10.00	5.76

Duty Cycle CF (dB)	0.19	**Included in Calculations of Corr'd PSD**

Output Power Results

Channel	Frequency (MHz)	Meas Power (dBm)	Total Corr'd Power (dBm)	Power Limit (dBm)	Power Margin (dB)
Low	5180	8.30	8.30	18.20	-9.90
Mid	5200	8.22	8.22	18.15	-9.93
High	5240	8.36	8.36	18.18	-9.82

PSD Results

Channel	Frequency (MHz)	Meas PSD (dBm/1MHz)	Total Corr'd PSD (dBm/1MHz)	PSD Limit (dBm/1MHz)	PSD Margin (dB)
Low	5180	-4.143	-3.95	5.76	-9.71
Mid	5200	-4.688	-4.50	5.76	-10.26
High	5240	-4.404	-4.21	5.76	-9.97

UL VERIFICATION SERVICES INC.
47173 Benicia Street, Fremont, CA 94538; USA TEL:(510) 319-4000 FAX:(510) 661-0888
This report shall not be reproduced except in full, without the written approval of UL Verification Services Inc.

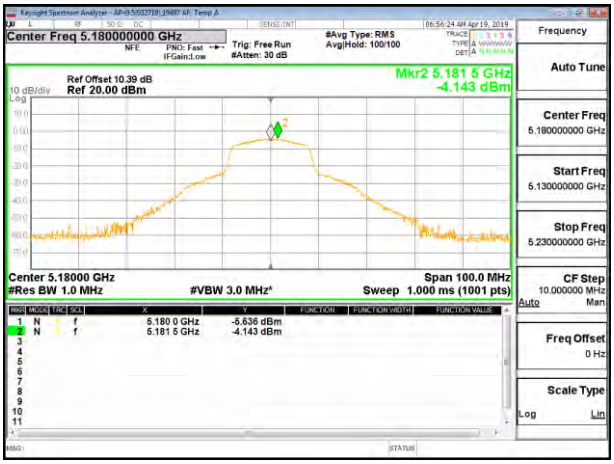

LOW CHANNEL

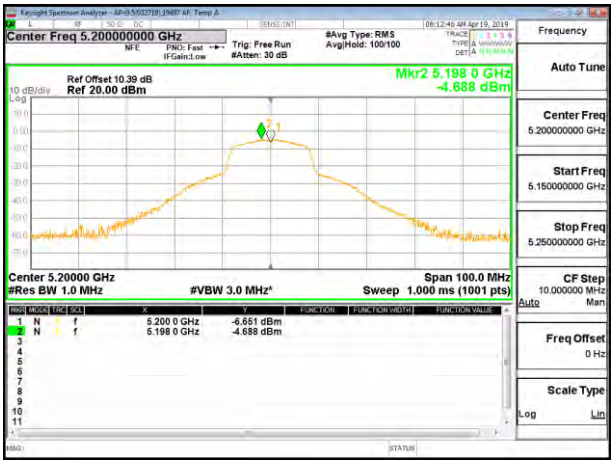

MID CHANNEL

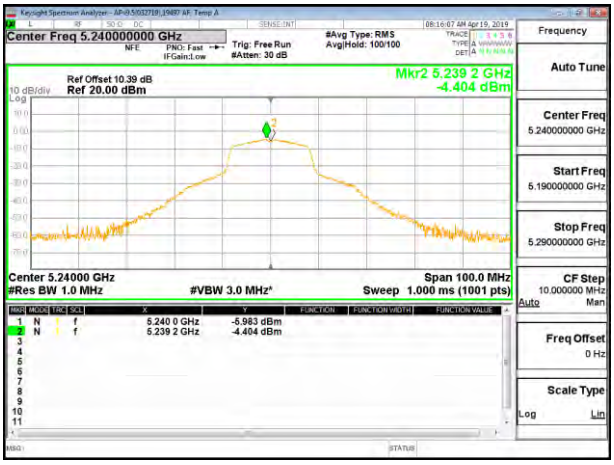

HIGH CHANNEL

UL VERIFICATION SERVICES INC.
47173 Benicia Street, Fremont, CA 94538; USA TEL:(510) 319-4000 FAX:(510) 661-0888
This report shall not be reproduced except in full, without the written approval of UL Verification Services Inc.

8.5.2. 802.11n HT20 MODE IN THE 5.2 GHz BAND

1TX Antenna 1 MODE (FCC) MOBILE

Antenna Gain and Limits

Channel	Frequency (MHz)	Directional Gain (dBi)	Power Limit (dBm)	PSD Limit (dBm/ 1MHz)
Low	5180	2.48	24.00	11.00
Mid	5200	2.48	24.00	11.00
High	5240	2.48	24.00	11.00

Duty Cycle CF (dB)	0.20	**Included in Calculations of Corr'd PSD**

Output Power Results

Channel	Frequency (MHz)	Meas Power (dBm)	Total Corr'd Power (dBm)	Power Limit (dBm)	Power Margin (dB)
Low	5180	8.42	8.42	24.00	-15.58
Mid	5200	8.37	8.37	24.00	-15.63
High	5240	8.40	8.40	24.00	-15.60

PSD Results

Channel	Frequency (MHz)	Meas PSD (dBm/1MHz)	Total Corr'd PSD (dBm/1MHz)	PSD Limit (dBm/ 1MHz)	PSD Margin (dB)
Low	5180	-4.83	-4.63	11.00	-15.63
Mid	5200	-4.58	-4.38	11.00	-15.38
High	5240	-5.13	-4.93	11.00	-15.93

UL VERIFICATION SERVICES INC.
47173 Benicia Street, Fremont, CA 94538; USA TEL:(510) 319-4000 FAX:(510) 661-0888
This report shall not be reproduced except in full, without the written approval of UL Verification Services Inc.

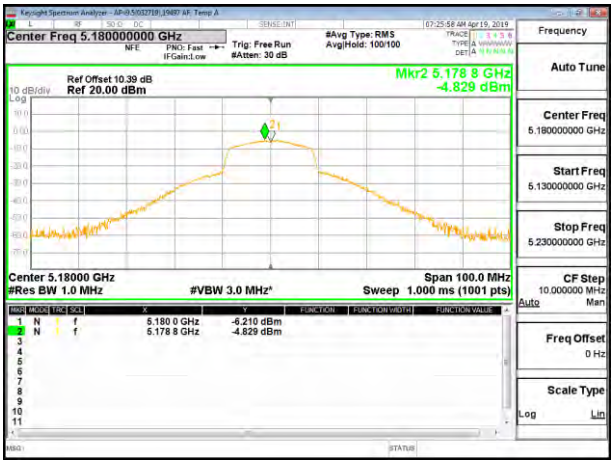

LOW CHANNEL

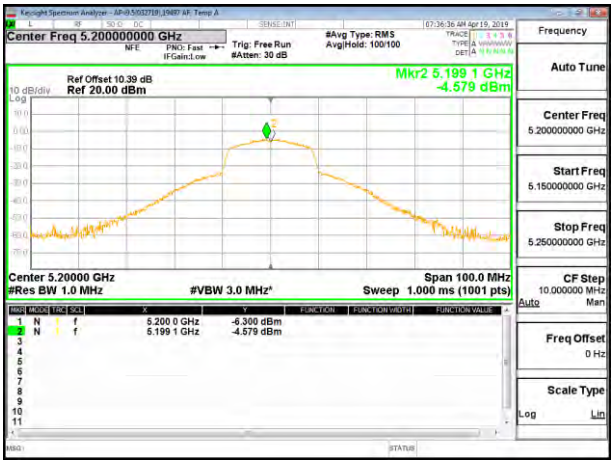

MID CHANNEL

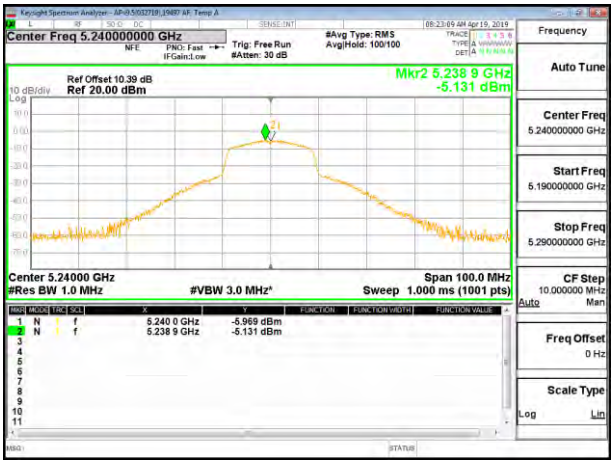

HIGH CHANNEL

UL VERIFICATION SERVICES INC.
47173 Benicia Street, Fremont, CA 94538; USA TEL:(510) 319-4000 FAX:(510) 661-0888
This report shall not be reproduced except in full, without the written approval of UL Verification Services Inc.

1TX Antenna 1 MODE (IC)

Channel	Frequency (MHz)	Min 99% BW (MHz)	Directional Gain (dBi)	EIRP Power Limit (dBm)	Power Limit (dBm)	EIRP PSD Limit (dBm/ 1MHz)	PSD Limit (dBm/ 1MHz)
Low	5180	18.608	2.48	22.70	20.22	10.00	7.52
Mid	5200	18.378	2.48	22.64	20.16	10.00	7.52
High	5240	18.213	2.48	22.60	20.12	10.00	7.52

Duty Cycle CF (dB)	0.20	Included in Calculations of Corr'd PSD

Output Power Results

Channel	Frequency (MHz)	Meas Power (dBm)	Total Corr'd Power (dBm)	Power Limit (dBm)	Power Margin (dB)
Low	5180	8.42	8.42	20.22	-11.80
Mid	5200	8.37	8.37	20.16	-11.79
High	5240	8.40	8.40	20.12	-11.72

PSD Results

Channel	Frequency (MHz)	Meas PSD (dBm/1MHz)	Total Corr'd PSD (dBm/1MHz)	PSD Limit (dBm/ 1MHz)	PSD Margin (dB)
Low	5180	-4.829	-4.63	7.52	-12.15
Mid	5200	-4.579	-4.38	7.52	-11.90
High	5240	-5.131	-4.93	7.52	-12.45

UL VERIFICATION SERVICES INC.
47173 Benicia Street, Fremont, CA 94538; USA TEL:(510) 319-4000 FAX:(510) 661-0888
This report shall not be reproduced except in full, without the written approval of UL Verification Services Inc.

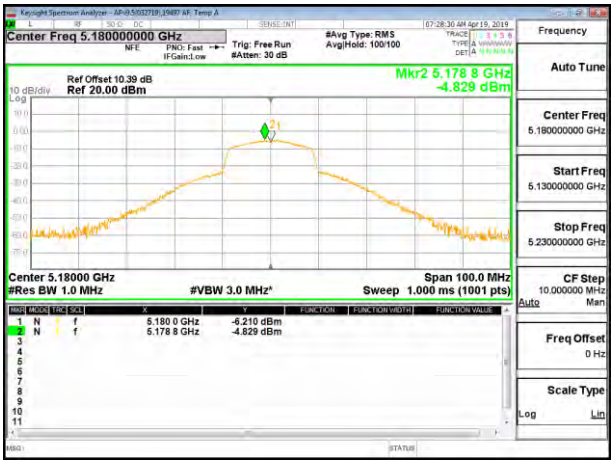

LOW CHANNEL

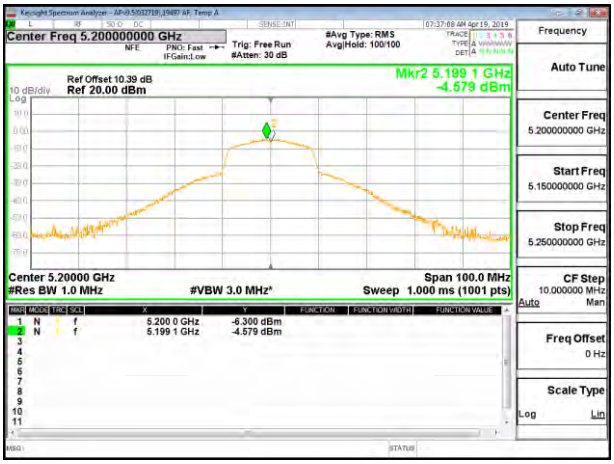

MID CHANNEL

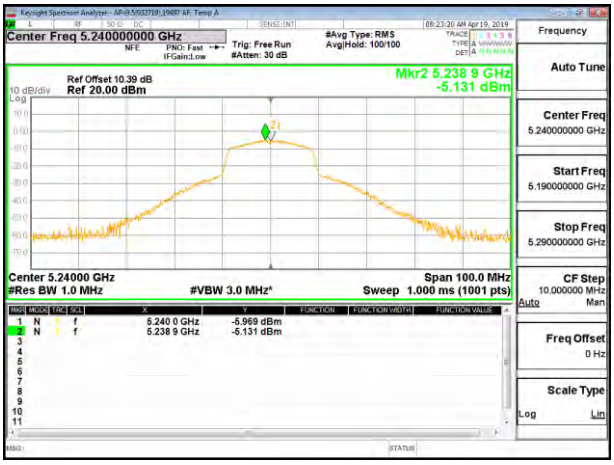

HIGH CHANNEL

UL VERIFICATION SERVICES INC.
47173 Benicia Street, Fremont, CA 94538; USA TEL:(510) 319-4000 FAX:(510) 661-0888
This report shall not be reproduced except in full, without the written approval of UL Verification Services Inc.

1TX Antenna 2 MODE (FCC) MOBILE

Antenna Gain and Limits

Channel	Frequency (MHz)	Directional Gain (dBi)	Power Limit (dBm)	PSD Limit (dBm/ 1MHz)
Low	5180	4.24	24.00	11.00
Mid	5200	4.24	24.00	11.00
High	5240	4.24	24.00	11.00

Duty Cycle CF (dB)	0.20	**Included in Calculations of Corr'd PSD**

Output Power Results

Channel	Frequency (MHz)	Meas Power (dBm)	Total Corr'd Power (dBm)	Power Limit (dBm)	Power Margin (dB)
Low	5180	8.23	8.23	24.00	-15.77
Mid	5200	8.40	8.40	24.00	-15.60
High	5240	8.33	8.33	24.00	-15.67

PSD Results

Channel	Frequency (MHz)	Meas PSD (dBm/1MHz)	Total Corr'd PSD (dBm/1MHz)	PSD Limit (dBm/ 1MHz)	PSD Margin (dB)
Low	5180	-5.246	-5.05	11.00	-16.05
Mid	5200	-4.784	-4.58	11.00	-15.58
High	5240	-5.232	-5.03	11.00	-16.03

UL VERIFICATION SERVICES INC.
47173 Benicia Street, Fremont, CA 94538; USA TEL:(510) 319-4000 FAX:(510) 661-0888
This report shall not be reproduced except in full, without the written approval of UL Verification Services Inc.

LOW CHANNEL

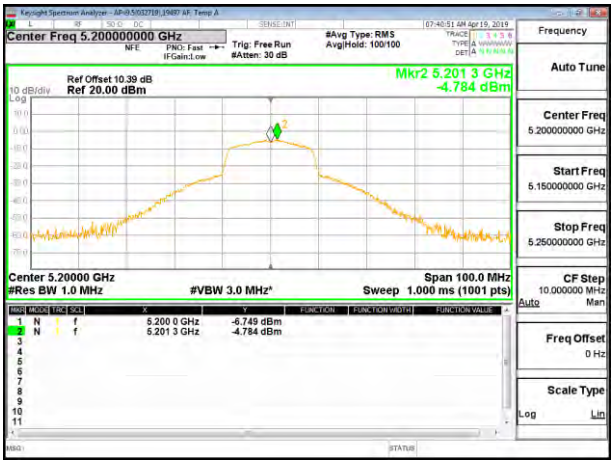

MID CHANNEL

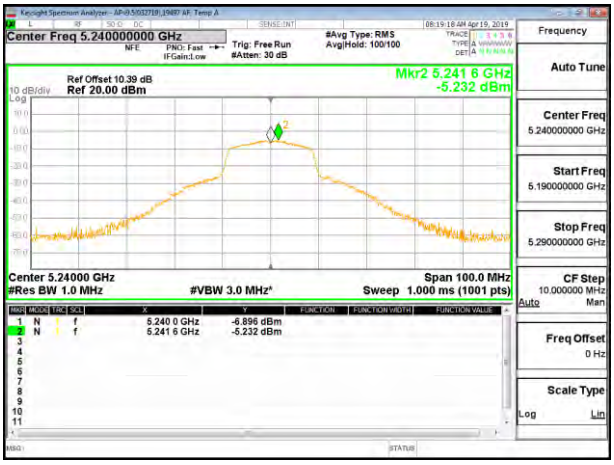

HIGH CHANNEL

UL VERIFICATION SERVICES INC.
47173 Benicia Street, Fremont, CA 94538; USA TEL:(510) 319-4000 FAX:(510) 661-0888
This report shall not be reproduced except in full, without the written approval of UL Verification Services Inc.

1TX Antenna 2 MODE (IC)

Bandwidth, Antenna Gain, and Limits

Channel	Frequency (MHz)	Min 99% BW (MHz)	Directional Gain (dBi)	EIRP Power Limit (dBm)	Power Limit (dBm)	EIRP PSD Limit (dBm/ 1MHz)	PSD Limit (dBm/ 1MHz)
Low	5180	18.259	4.24	22.61	18.37	10.00	5.76
Mid	5200	17.712	4.24	22.48	18.24	10.00	5.76
High	5240	18.535	4.24	22.68	18.44	10.00	5.76

Duty Cycle CF (dB)	0.20	**Included in Calculations of Corr'd PSD**

Output Power Results

Channel	Frequency (MHz)	Meas Power (dBm)	Total Corr'd Power (dBm)	Power Limit (dBm)	Power Margin (dB)
Low	5180	8.23	8.23	18.37	-10.14
Mid	5200	8.40	8.40	18.24	-9.84
High	5240	8.33	8.33	18.44	-10.11

PSD Results

Channel	Frequency (MHz)	Meas PSD (dBm/1MHz)	Total Corr'd PSD (dBm/1MHz)	PSD Limit (dBm/ 1MHz)	PSD Margin (dB)
Low	5180	-5.246	-5.05	5.76	-10.81
Mid	5200	-4.784	-4.58	5.76	-10.34
High	5240	-5.232	-5.03	5.76	-10.79

UL VERIFICATION SERVICES INC.
47173 Benicia Street, Fremont, CA 94538; USA TEL:(510) 319-4000 FAX:(510) 661-0888
This report shall not be reproduced except in full, without the written approval of UL Verification Services Inc.

LOW CHANNEL

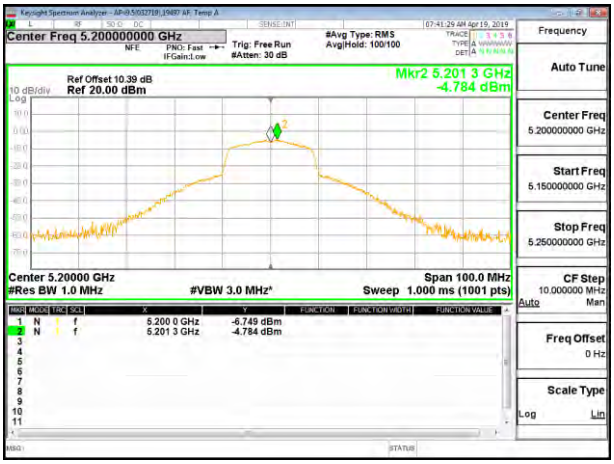

MID CHANNEL

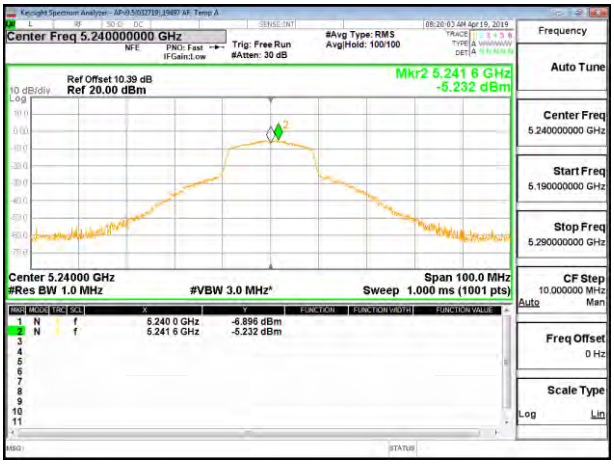

HIGH CHANNEL

UL VERIFICATION SERVICES INC.
47173 Benicia Street, Fremont, CA 94538; USA TEL:(510) 319-4000 FAX:(510) 661-0888
This report shall not be reproduced except in full, without the written approval of UL Verification Services Inc.

8.5.3. 802.11a MODE IN THE 5.3 GHz BAND

1TX Antenna 1 MODE (FCC)

Bandwidth, Antenna Gain, and Limits

Channel	Frequency (MHz)	Min 26 dB BW (MHz)	Directional Gain (dBi)	Power Limit (dBm)	PSD Limit (dBm/1MHz)
Low	5260	36.15	2.77	24.00	11.00
Mid	5300	36.00	2.77	24.00	11.00
High	5320	38.85	2.77	24.00	11.00

Duty Cycle CF (dB)	0.19	Included in Calculations of Corr'd PSD

Output Power Results

Channel	Frequency (MHz)	Meas Power (dBm)	Total Corr'd Power (dBm)	Power Limit (dBm)	Power Margin (dB)
Low	5260	8.20	8.20	24.00	-15.80
Mid	5300	8.26	8.26	24.00	-15.74
High	5320	8.13	8.13	24.00	-15.87

PSD Results

Channel	Frequency (MHz)	Meas PSD (dBm/1MHz)	Total Corr'd PSD (dBm/1MHz)	PSD Limit (dBm/1MHz)	PSD Margin (dB)
Low	5260	-2.170	-1.98	11.00	-12.98
Mid	5300	-2.335	-2.15	11.00	-13.15
High	5320	-2.925	-2.74	11.00	-13.74

UL VERIFICATION SERVICES INC.
47173 Benicia Street, Fremont, CA 94538; USA TEL:(510) 319-4000 FAX:(510) 661-0888
This report shall not be reproduced except in full, without the written approval of UL Verification Services Inc.

LOW CHANNEL

MID CHANNEL

HIGH CHANNEL

UL VERIFICATION SERVICES INC.
47173 Benicia Street, Fremont, CA 94538; USA TEL:(510) 319-4000 FAX:(510) 661-0888
This report shall not be reproduced except in full, without the written approval of UL Verification Services Inc.

1TX Antenna 1 MODE (IC)

Bandwidth, Antenna Gain, and Limits

Channel	Frequency (MHz)	Min 99% BW (MHz)	Directional Gain (dBi)	Power Limit (dBm)	PSD Limit (dBm/1MHz)
Low	5260	16.713	2.77	23.23	11.00
Mid	5300	16.721	2.77	23.23	11.00
High	5320	16.543	2.77	23.19	11.00

Duty Cycle CF (dB)	0.19	**Included in Calculations of Corr'd PSD**

Output Power Results

Channel	Frequency (MHz)	Meas Power (dBm)	Total Corr'd Power (dBm)	Power Limit (dBm)	Power Margin (dB)
Low	5260	8.20	8.20	23.23	-15.03
Mid	5300	8.26	8.26	23.23	-14.97
High	5320	8.13	8.13	23.19	-15.06

PSD Results

Channel	Frequency (MHz)	Meas PSD (dBm/1MHz)	Total Corr'd PSD (dBm/1MHz)	PSD Limit (dBm/1MHz)	PSD Margin (dB)
Low	5260	-2.170	-1.98	11.00	-12.98
Mid	5300	-2.335	-2.15	11.00	-13.15
High	5320	-2.925	-2.74	11.00	-13.74

UL VERIFICATION SERVICES INC.
47173 Benicia Street, Fremont, CA 94538; USA TEL:(510) 319-4000 FAX:(510) 661-0888
This report shall not be reproduced except in full, without the written approval of UL Verification Services Inc.

LOW CHANNEL

MID CHANNEL

HIGH CHANNEL

UL VERIFICATION SERVICES INC.
47173 Benicia Street, Fremont, CA 94538; USA TEL:(510) 319-4000 FAX:(510) 661-0888
This report shall not be reproduced except in full, without the written approval of UL Verification Services Inc.

1TX Antenna 2 MODE (FCC)

Bandwidth, Antenna Gain, and Limits

Channel	Frequency (MHz)	Min 26 dB BW (MHz)	Directional Gain (dBi)	Power Limit (dBm)	PSD Limit (dBm/1MHz)
Low	5260	34.90	4.02	24.00	11.00
Mid	5300	35.95	4.02	24.00	11.00
High	5320	33.85	4.02	24.00	11.00

Duty Cycle CF (dB)	0.19	Included in Calculations of Corr'd PSD

Output Power Results

Channel	Frequency (MHz)	Meas Power (dBm)	Total Corr'd Power (dBm)	Power Limit (dBm)	Power Margin (dB)
Low	5260	8.04	8.04	24.00	-15.96
Mid	5300	8.03	8.03	24.00	-15.97
High	5320	7.80	7.80	24.00	-16.20

PSD Results

Channel	Frequency (MHz)	Meas PSD (dBm/1MHz)	Total Corr'd PSD (dBm/1MHz)	PSD Limit (dBm/1MHz)	PSD Margin (dB)
Low	5260	-2.643	-2.45	11.00	-13.45
Mid	5300	-3.040	-2.85	11.00	-13.85
High	5320	-3.314	-3.12	11.00	-14.12

UL VERIFICATION SERVICES INC.
47173 Benicia Street, Fremont, CA 94538; USA TEL:(510) 319-4000 FAX:(510) 661-0888
This report shall not be reproduced except in full, without the written approval of UL Verification Services Inc.

LOW CHANNEL

MID CHANNEL

HIGH CHANNEL

UL VERIFICATION SERVICES INC.
47173 Benicia Street, Fremont, CA 94538; USA TEL:(510) 319-4000 FAX:(510) 661-0888
This report shall not be reproduced except in full, without the written approval of UL Verification Services Inc.

1TX Antenna 2 MODE (IC)

Bandwidth, Antenna Gain, and Limits

Channel	Frequency (MHz)	Min 99% BW (MHz)	Directional Gain (dBi)	Power Limit (dBm)	PSD Limit (dBm/1MHz)
Low	5260	16.594	4.02	23.20	11.00
Mid	5300	17.138	4.02	23.34	11.00
High	5320	16.557	4.02	23.19	11.00

Duty Cycle CF (dB)	0.19	**Included in Calculations of Corr'd PSD**

Output Power Results

Channel	Frequency (MHz)	Meas Power (dBm)	Total Corr'd Power (dBm)	Power Limit (dBm)	Power Margin (dB)
Low	5260	8.04	8.04	23.20	-15.16
Mid	5300	8.03	8.03	23.34	-15.31
High	5320	7.80	7.80	23.19	-15.39

PSD Results

Channel	Frequency (MHz)	Meas PSD (dBm/1MHz)	Total Corr'd PSD (dBm/1MHz)	PSD Limit (dBm/1MHz)	PSD Margin (dB)
Low	5260	-2.643	-2.45	11.00	-13.45
Mid	5300	-3.040	-2.85	11.00	-13.85
High	5320	-3.314	-3.12	11.00	-14.12

UL VERIFICATION SERVICES INC.
47173 Benicia Street, Fremont, CA 94538; USA TEL:(510) 319-4000 FAX:(510) 661-0888
This report shall not be reproduced except in full, without the written approval of UL Verification Services Inc.

LOW CHANNEL

MID CHANNEL

HIGH CHANNEL

UL VERIFICATION SERVICES INC.
47173 Benicia Street, Fremont, CA 94538; USA TEL:(510) 319-4000 FAX:(510) 661-0888
This report shall not be reproduced except in full, without the written approval of UL Verification Services Inc.

8.5.4. 802.11n HT20 MODE IN THE 5.3 GHz BAND

1TX Antenna 1 MODE (FCC)

Bandwidth, Antenna Gain, and Limits

Channel	Frequency (MHz)	Min 26 dB BW (MHz)	Directional Gain (dBi)	Power Limit (dBm)	PSD Limit (dBm/1MHz)
Low	5260	37.85	2.77	24.00	11.00
Mid	5300	37.20	2.77	24.00	11.00
High	5320	37.00	2.77	24.00	11.00

Duty Cycle CF (dB)	0.20	**Included in Calculations of Corr'd PSD**

Output Power Results

Channel	Frequency (MHz)	Meas Power (dBm)	Total Corr'd Power (dBm)	Power Limit (dBm)	Power Margin (dB)
Low	5260	8.08	8.08	24.00	-15.92
Mid	5300	8.18	8.18	24.00	-15.82
High	5320	8.37	8.37	24.00	-15.63

PSD Results

Channel	Frequency (MHz)	Meas PSD (dBm/1MHz)	Total Corr'd PSD (dBm/1MHz)	PSD Limit (dBm/1MHz)	PSD Margin (dB)
Low	5260	-2.503	-2.30	11.00	-13.30
Mid	5300	-2.647	-2.45	11.00	-13.45
High	5320	-2.885	-2.69	11.00	-13.69

UL VERIFICATION SERVICES INC.
47173 Benicia Street, Fremont, CA 94538; USA TEL:(510) 319-4000 FAX:(510) 661-0888
This report shall not be reproduced except in full, without the written approval of UL Verification Services Inc.

LOW CHANNEL

MID CHANNEL

HIGH CHANNEL

UL VERIFICATION SERVICES INC.
47173 Benicia Street, Fremont, CA 94538; USA TEL:(510) 319-4000 FAX:(510) 661-0888
This report shall not be reproduced except in full, without the written approval of UL Verification Services Inc.

1TX Antenna 1 MODE (IC)

Bandwidth, Antenna Gain, and Limits

Channel	Frequency (MHz)	Min 99% BW (MHz)	Directional Gain (dBi)	Power Limit (dBm)	PSD Limit (dBm/1MHz)
Low	5260	17.823	2.77	23.51	11.00
Mid	5300	17.787	2.77	23.50	11.00
High	5320	17.987	2.77	23.55	11.00

Duty Cycle CF (dB)	0.20	Included in Calculations of Corr'd PSD

Output Power Results

Channel	Frequency (MHz)	Meas Power (dBm)	Total Corr'd Power (dBm)	Power Limit (dBm)	Power Margin (dB)
Low	5260	8.08	8.08	23.51	-15.43
Mid	5300	8.18	8.18	23.50	-15.32
High	5320	8.37	8.37	23.55	-15.18

PSD Results

Channel	Frequency (MHz)	Meas PSD (dBm/1MHz)	Total Corr'd PSD (dBm/1MHz)	PSD Limit (dBm/1MHz)	PSD Margin (dB)
Low	5260	-2.503	-2.30	11.00	-13.30
Mid	5300	-2.647	-2.45	11.00	-13.45
High	5320	-2.885	-2.69	11.00	-13.69

UL VERIFICATION SERVICES INC.
47173 Benicia Street, Fremont, CA 94538; USA TEL:(510) 319-4000 FAX:(510) 661-0888
This report shall not be reproduced except in full, without the written approval of UL Verification Services Inc.

LOW CHANNEL

MID CHANNEL

HIGH CHANNEL

UL VERIFICATION SERVICES INC.
47173 Benicia Street, Fremont, CA 94538; USA TEL:(510) 319-4000 FAX:(510) 661-0888
This report shall not be reproduced except in full, without the written approval of UL Verification Services Inc.

1TX Antenna 2 MODE (FCC)

Bandwidth, Antenna Gain, and Limits

Channel	Frequency (MHz)	Min 26 dB BW (MHz)	Directional Gain (dBi)	Power Limit (dBm)	PSD Limit (dBm/1MHz)
Low	5260	37.80	4.02	24.00	11.00
Mid	5300	38.20	4.02	24.00	11.00
High	5320	38.45	4.02	24.00	11.00

Duty Cycle CF (dB)	0.20	Included in Calculations of Corr'd PSD

Output Power Results

Channel	Frequency (MHz)	Meas Power (dBm)	Total Corr'd Power (dBm)	Power Limit (dBm)	Power Margin (dB)
Low	5260	7.86	7.86	24.00	-16.14
Mid	5300	7.83	7.83	24.00	-16.17
High	5320	8.08	8.08	24.00	-15.92

PSD Results

Channel	Frequency (MHz)	Meas PSD (dBm/1MHz)	Total Corr'd PSD (dBm/1MHz)	PSD Limit (dBm/1MHz)	PSD Margin (dB)
Low	5260	-2.735	-2.54	11.00	-13.54
Mid	5300	-3.109	-2.91	11.00	-13.91
High	5320	-3.358	-3.16	11.00	-14.16

UL VERIFICATION SERVICES INC.
47173 Benicia Street, Fremont, CA 94538; USA TEL:(510) 319-4000 FAX:(510) 661-0888
This report shall not be reproduced except in full, without the written approval of UL Verification Services Inc.

LOW CHANNEL

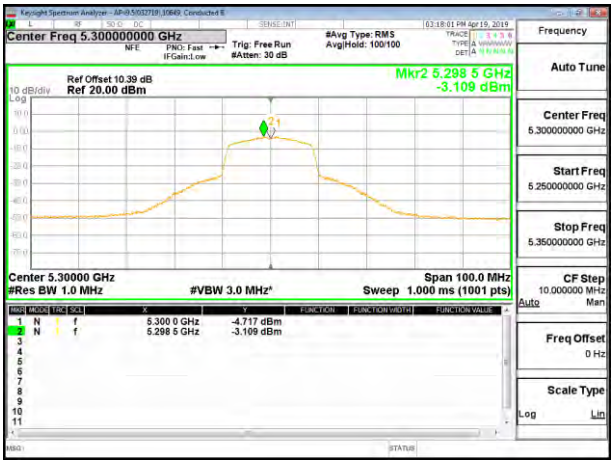

MID CHANNEL

HIGH CHANNEL

UL VERIFICATION SERVICES INC.
47173 Benicia Street, Fremont, CA 94538; USA TEL:(510) 319-4000 FAX:(510) 661-0888
This report shall not be reproduced except in full, without the written approval of UL Verification Services Inc.

1TX Antenna 2 MODE (IC)

Bandwidth, Antenna Gain, and Limits

Channel	Frequency (MHz)	Min 99% BW (MHz)	Directional Gain (dBi)	Power Limit (dBm)	PSD Limit (dBm/1MHz)
Low	5260	17.962	4.02	23.54	11.00
Mid	5300	17.890	4.02	23.53	11.00
High	5320	17.711	4.02	23.48	11.00

Duty Cycle CF (dB)	0.20	**Included in Calculations of Corr'd PSD**

Output Power Results

Channel	Frequency (MHz)	Meas Power (dBm)	Total Corr'd Power (dBm)	Power Limit (dBm)	Power Margin (dB)
Low	5260	7.86	7.86	23.54	-15.68
Mid	5300	7.83	7.83	23.53	-15.70
High	5320	8.08	8.08	23.48	-15.40

PSD Results

Channel	Frequency (MHz)	Meas PSD (dBm/1MHz)	Total Corr'd PSD (dBm/1MHz)	PSD Limit (dBm/1MHz)	PSD Margin (dB)
Low	5260	-2.735	-2.54	11.00	-13.54
Mid	5300	-3.109	-2.91	11.00	-13.91
High	5320	-3.358	-3.16	11.00	-14.16

UL VERIFICATION SERVICES INC.
47173 Benicia Street, Fremont, CA 94538; USA TEL:(510) 319-4000 FAX:(510) 661-0888
This report shall not be reproduced except in full, without the written approval of UL Verification Services Inc.

LOW CHANNEL

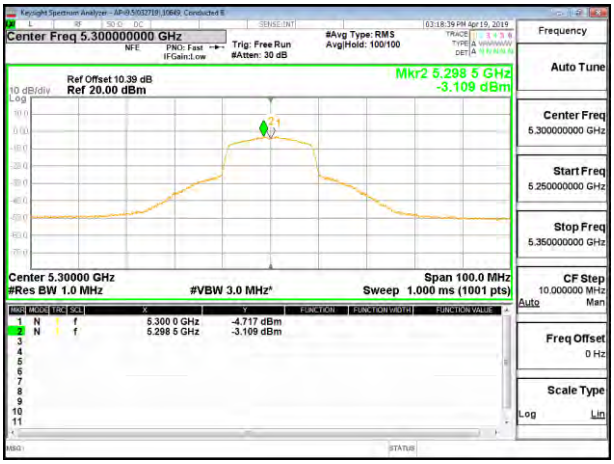

MID CHANNEL

HIGH CHANNEL

UL VERIFICATION SERVICES INC.
47173 Benicia Street, Fremont, CA 94538; USA TEL:(510) 319-4000 FAX:(510) 661-0888
This report shall not be reproduced except in full, without the written approval of UL Verification Services Inc.

8.5.5. 802.11a MODE IN THE 5.6 GHz BAND

1TX Antenna 1 MODE (FCC)

Bandwidth, Antenna Gain, and Limits

Channel	Frequency (MHz)	Min 26 dB BW (MHz)	Directional Gain (dBi)	Power Limit (dBm)	PSD Limit (dBm/ 1MHz)
Low	5500	34.40	3.82	24.00	11.00
Mid	5580	34.55	3.82	24.00	11.00
High	5700	33.40	3.82	24.00	11.00

Duty Cycle CF (dB)	0.19	Included in Calculations of Corr'd Power & PSD

Output Power Results

Channel	Frequency (MHz)	Meas Power (dBm)	Total Corr'd Power (dBm)	Power Limit (dBm)	Power Margin (dB)
Low	5500	8.05	8.05	24.00	-15.95
Mid	5580	8.11	8.11	24.00	-15.89
High	5700	8.15	8.15	24.00	-15.85

PSD Results

Channel	Frequency (MHz)	Meas PSD (dBm/ 1MHz)	Total Corr'd PSD (dBm/ 1MHz)	PSD Limit (dBm/ 1MHz)	PSD Margin (dB)
Low	5500	-5.016	-4.83	11.00	-15.83
Mid	5580	-4.935	-4.75	11.00	-15.75
High	5700	-5.409	-5.22	11.00	-16.22

UL VERIFICATION SERVICES INC.
47173 Benicia Street, Fremont, CA 94538; USA TEL:(510) 319-4000 FAX:(510) 661-0888
This report shall not be reproduced except in full, without the written approval of UL Verification Services Inc.

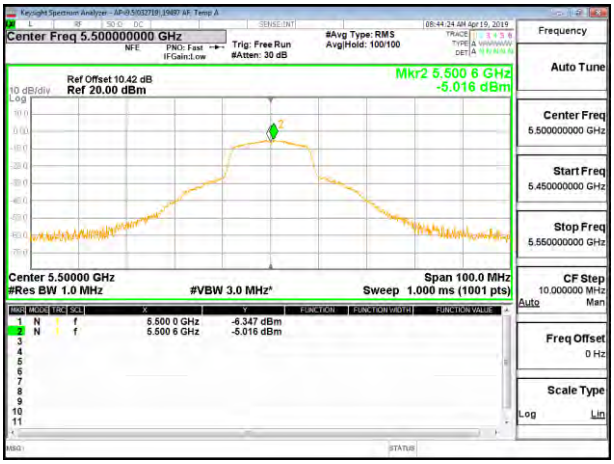

LOW CHANNEL

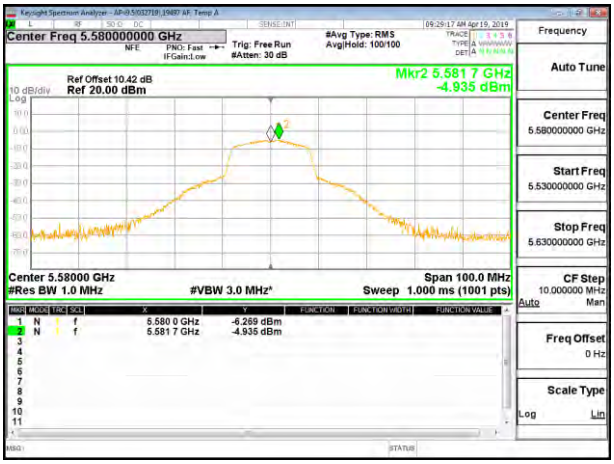

MID CHANNEL

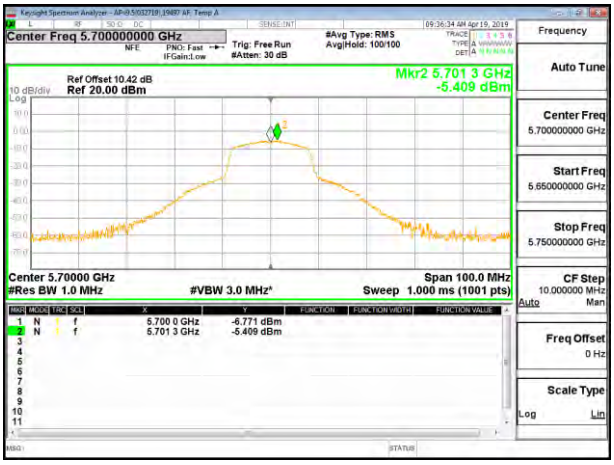

HIGH CHANNEL

UL VERIFICATION SERVICES INC.
47173 Benicia Street, Fremont, CA 94538; USA TEL:(510) 319-4000 FAX:(510) 661-0888
This report shall not be reproduced except in full, without the written approval of UL Verification Services Inc.

1TX Antenna 1 MODE (IC)

Bandwidth, Antenna Gain, and Limits

Channel	Frequency (MHz)	Min 99% BW (MHz)	Directional Gain (dBi)	Power Limit (dBm)	PSD Limit (dBm/ 1MHz)
Low	5500	16.998	3.82	23.30	11.00
Mid	5580	16.422	3.82	23.15	11.00
High	5700	16.715	3.82	23.23	11.00

Duty Cycle CF (dB)	0.19	Included in Calculations of Corr'd Power & PSD

Output Power Results

Channel	Frequency (MHz)	Meas Power (dBm)	Total Corr'd Power (dBm)	Power Limit (dBm)	Power Margin (dB)
Low	5500	8.05	8.05	23.30	-15.25
Mid	5580	8.11	8.11	23.15	-15.04
High	5700	8.15	8.15	23.23	-15.08

PSD Results

Channel	Frequency (MHz)	Meas PSD (dBm/ 1MHz)	Total Corr'd PSD (dBm/ 1MHz)	PSD Limit (dBm/ 1MHz)	PSD Margin (dB)
Low	5500	-5.016	-4.83	11.00	-15.83
Mid	5580	-4.935	-4.75	11.00	-15.75
High	5700	-5.409	-5.22	11.00	-16.22

UL VERIFICATION SERVICES INC.
47173 Benicia Street, Fremont, CA 94538; USA TEL:(510) 319-4000 FAX:(510) 661-0888
This report shall not be reproduced except in full, without the written approval of UL Verification Services Inc.

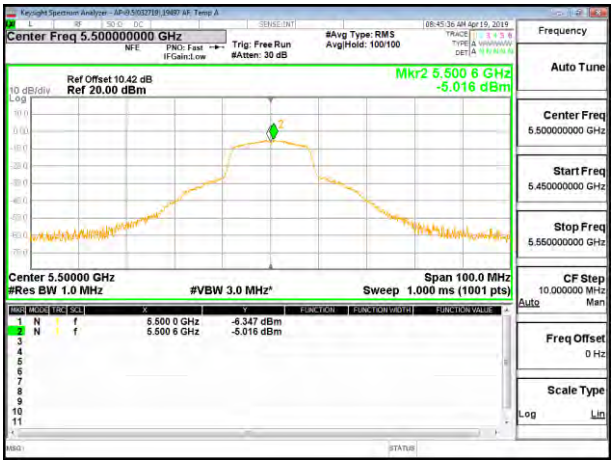

LOW CHANNEL

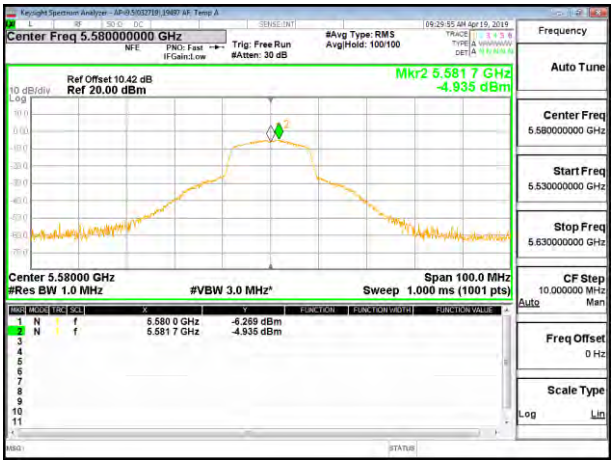

MID CHANNEL

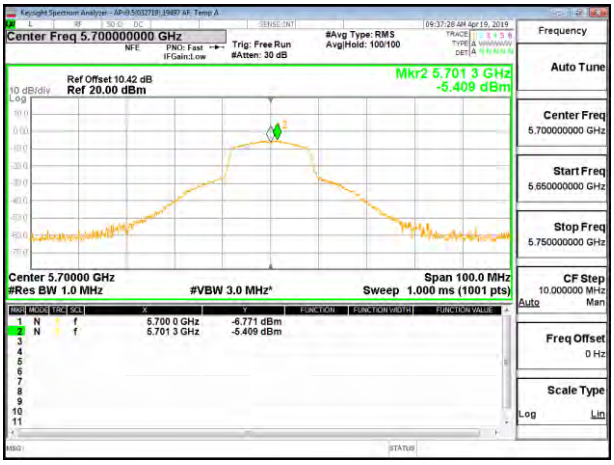

HIGH CHANNEL

UL VERIFICATION SERVICES INC.
47173 Benicia Street, Fremont, CA 94538; USA TEL:(510) 319-4000 FAX:(510) 661-0888
This report shall not be reproduced except in full, without the written approval of UL Verification Services Inc.

1TX Antenna 2 MODE (FCC)

Bandwidth, Antenna Gain, and Limits

Channel	Frequency (MHz)	Min 26 dB BW (MHz)	Directional Gain (dBi)	Power Limit (dBm)	PSD Limit (dBm/ 1MHz)
Low	5500	34.35	4.04	24.00	11.00
Mid	5580	35.30	4.04	24.00	11.00
High	5700	34.55	4.04	24.00	11.00

Duty Cycle CF (dB)	0.19	Included in Calculations of Corr'd Power & PSD

Output Power Results

Channel	Frequency (MHz)	Meas Power (dBm)	Total Corr'd Power (dBm)	Power Limit (dBm)	Power Margin (dB)
Low	5500	8.02	8.02	24.00	-15.98
Mid	5580	7.94	7.94	24.00	-16.06
High	5700	7.97	7.97	24.00	-16.03

PSD Results

Channel	Frequency (MHz)	Meas PSD (dBm/ 1MHz)	Total Corr'd PSD (dBm/ 1MHz)	PSD Limit (dBm/ 1MHz)	PSD Margin (dB)
Low	5500	-5.092	-4.90	11.00	-15.90
Mid	5580	-4.651	-4.46	11.00	-15.46
High	5700	-4.951	-4.76	11.00	-15.76

UL VERIFICATION SERVICES INC.
47173 Benicia Street, Fremont, CA 94538; USA TEL:(510) 319-4000 FAX:(510) 661-0888
This report shall not be reproduced except in full, without the written approval of UL Verification Services Inc.

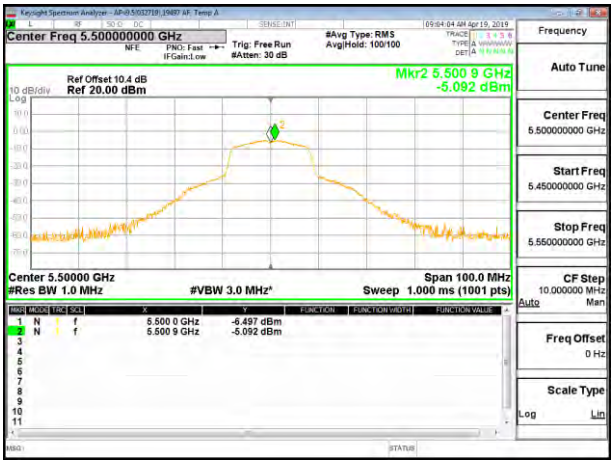

LOW CHANNEL

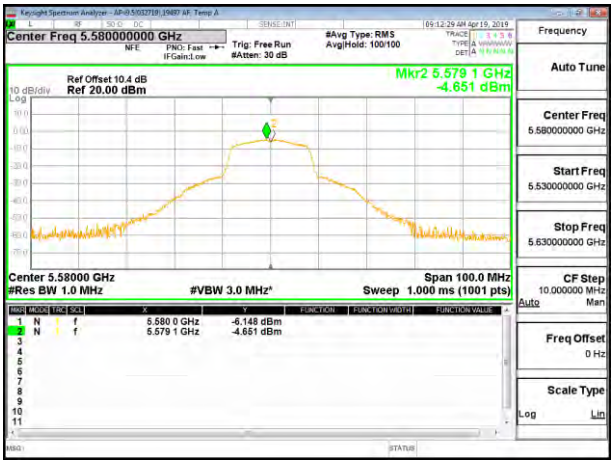

MID CHANNEL

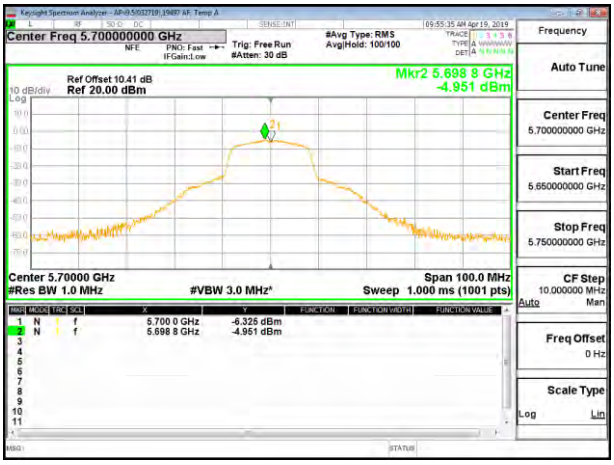

HIGH CHANNEL

UL VERIFICATION SERVICES INC.
47173 Benicia Street, Fremont, CA 94538; USA TEL:(510) 319-4000 FAX:(510) 661-0888
This report shall not be reproduced except in full, without the written approval of UL Verification Services Inc.

1TX Antenna 2 MODE (IC)

Bandwidth, Antenna Gain, and Limits

Channel	Frequency (MHz)	Min 99% BW (MHz)	Directional Gain (dBi)	Power Limit (dBm)	PSD Limit (dBm/ 1MHz)
Low	5500	16.642	4.04	23.21	11.00
Mid	5580	17.020	4.04	23.31	11.00
High	5700	16.724	4.04	23.23	11.00

Duty Cycle CF (dB)	0.19	Included in Calculations of Corr'd Power & PSD

Output Power Results

Channel	Frequency (MHz)	Meas Power (dBm)	Total Corr'd Power (dBm)	Power Limit (dBm)	Power Margin (dB)
Low	5500	8.02	8.02	23.21	-15.19
Mid	5580	7.94	7.94	23.31	-15.37
High	5700	7.97	7.97	23.23	-15.26

PSD Results

Channel	Frequency (MHz)	Meas PSD (dBm/ 1MHz)	Total Corr'd PSD (dBm/ 1MHz)	PSD Limit (dBm/ 1MHz)	PSD Margin (dB)
Low	5500	-5.092	-4.90	11.00	-15.90
Mid	5580	-4.651	-4.46	11.00	-15.46
High	5700	-4.951	-4.76	11.00	-15.76

UL VERIFICATION SERVICES INC.
47173 Benicia Street, Fremont, CA 94538; USA TEL:(510) 319-4000 FAX:(510) 661-0888
This report shall not be reproduced except in full, without the written approval of UL Verification Services Inc.

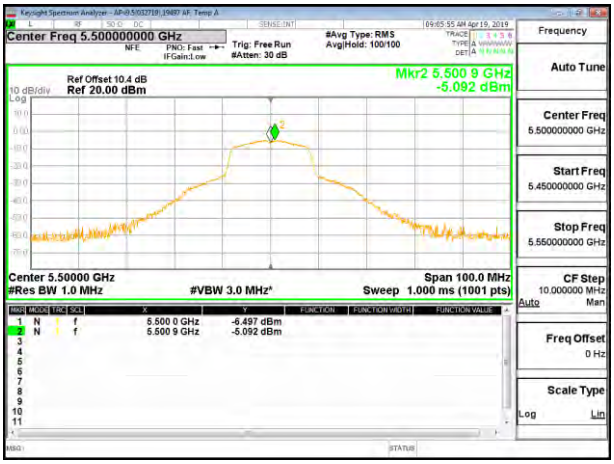

LOW CHANNEL

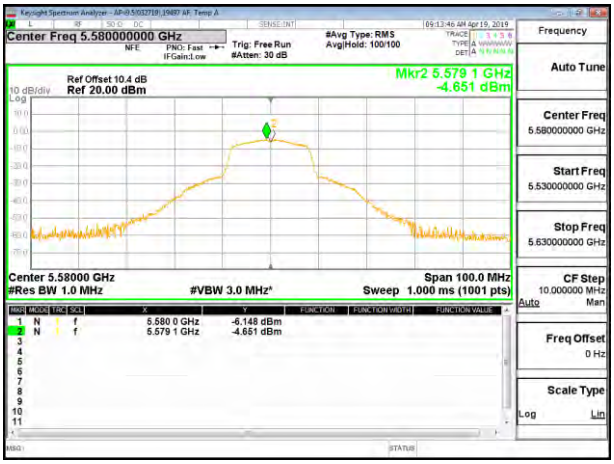

MID CHANNEL

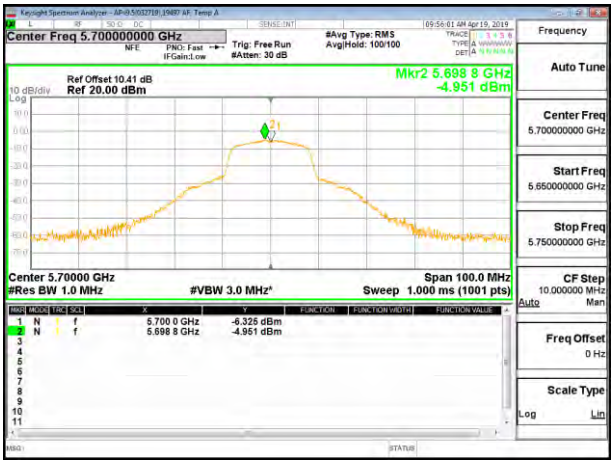

HIGH CHANNEL

UL VERIFICATION SERVICES INC.
47173 Benicia Street, Fremont, CA 94538; USA TEL:(510) 319-4000 FAX:(510) 661-0888
This report shall not be reproduced except in full, without the written approval of UL Verification Services Inc.

8.5.6. 802.11n HT20 MODE IN THE 5.6 GHz BAND

1TX Antenna 1 MODE (FCC)

Bandwidth, Antenna Gain, and Limits

Channel	Frequency (MHz)	Min 26 dB BW (MHz)	Directional Gain (dBi)	Power Limit (dBm)	PSD Limit (dBm/ 1MHz)
Low	5500	37.95	3.82	24.00	11.00
Mid	5580	37.90	3.82	24.00	11.00
High	5700	38.05	3.82	24.00	11.00

Duty Cycle CF (dB)	0.20	Included in Calculations of Corr'd Power & PSD

Output Power Results

Channel	Frequency (MHz)	Meas Power (dBm)	Total Corr'd Power (dBm)	Power Limit (dBm)	Power Margin (dB)
Low	5500	8.07	8.07	24.00	-15.93
Mid	5580	8.07	8.07	24.00	-15.93
High	5700	8.01	8.01	24.00	-15.99

PSD Results

Channel	Frequency (MHz)	Meas PSD (dBm/ 1MHz)	Total Corr'd PSD (dBm/ 1MHz)	PSD Limit (dBm/ 1MHz)	PSD Margin (dB)
Low	5500	-5.702	-5.50	11.00	-16.50
Mid	5580	-4.648	-4.45	11.00	-15.45
High	5700	-5.122	-4.92	11.00	-15.92

UL VERIFICATION SERVICES INC.
47173 Benicia Street, Fremont, CA 94538; USA TEL:(510) 319-4000 FAX:(510) 661-0888
This report shall not be reproduced except in full, without the written approval of UL Verification Services Inc.

LOW CHANNEL

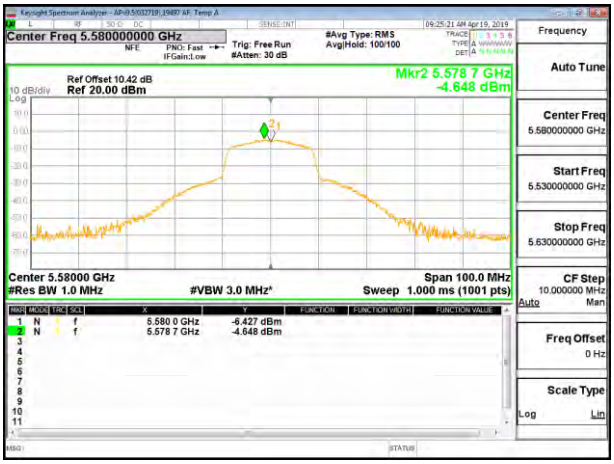

MID CHANNEL

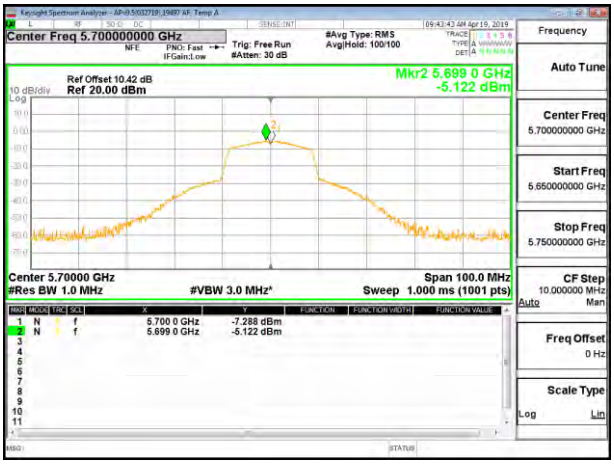

HIGH CHANNEL

UL VERIFICATION SERVICES INC.
47173 Benicia Street, Fremont, CA 94538; USA TEL:(510) 319-4000 FAX:(510) 661-0888
This report shall not be reproduced except in full, without the written approval of UL Verification Services Inc.

1TX Antenna 1 MODE (IC)

Bandwidth, Antenna Gain, and Limits

Channel	Frequency (MHz)	Min 99% BW (MHz)	Directional Gain (dBi)	Power Limit (dBm)	PSD Limit (dBm/ 1MHz)
Low	5500	17.645	3.82	23.47	11.00
Mid	5580	17.864	3.82	23.52	11.00
High	5700	17.788	3.82	23.50	11.00

Duty Cycle CF (dB)	0.20	**Included in Calculations of Corr'd Power & PSD**

Output Power Results

Channel	Frequency (MHz)	Meas Power (dBm)	Total Corr'd Power (dBm)	Power Limit (dBm)	Power Margin (dB)
Low	5500	8.07	8.07	23.47	-15.40
Mid	5580	8.07	8.07	23.52	-15.45
High	5700	8.01	8.01	23.50	-15.49

PSD Results

Channel	Frequency (MHz)	Meas PSD (dBm/ 1MHz)	Total Corr'd PSD (dBm/ 1MHz)	PSD Limit (dBm/ 1MHz)	PSD Margin (dB)
Low	5500	-5.702	-5.50	11.00	-16.50
Mid	5580	-4.648	-4.45	11.00	-15.45
High	5700	-5.122	-4.92	11.00	-15.92

UL VERIFICATION SERVICES INC.
47173 Benicia Street, Fremont, CA 94538; USA TEL:(510) 319-4000 FAX:(510) 661-0888
This report shall not be reproduced except in full, without the written approval of UL Verification Services Inc.