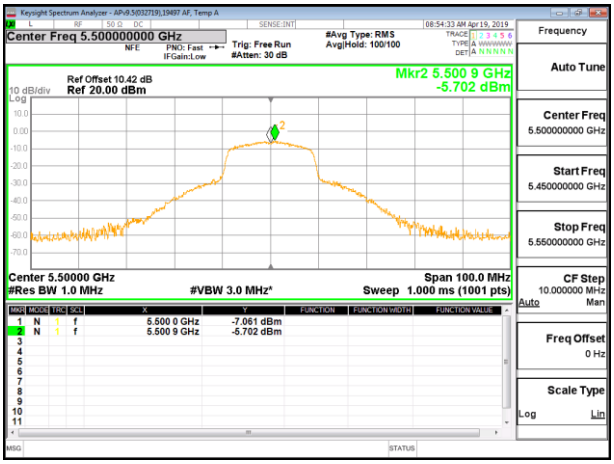

LOW CHANNEL

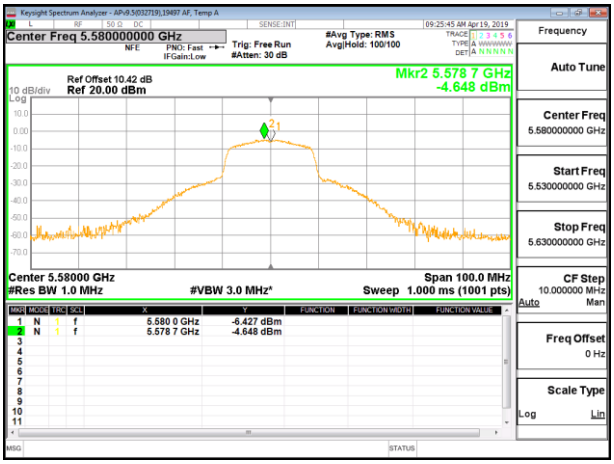

MID CHANNEL

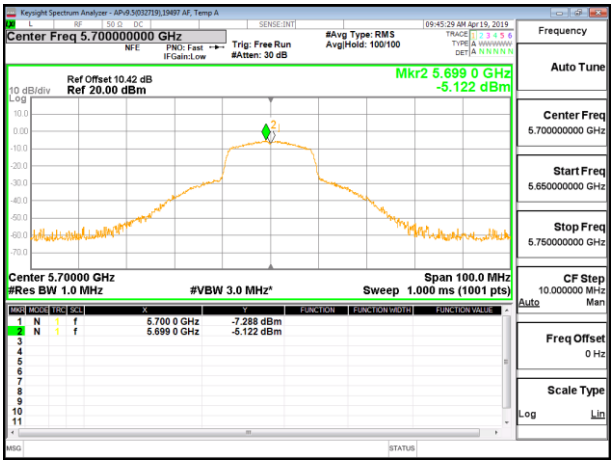

HIGH CHANNEL

UL VERIFICATION SERVICES INC.
47173 Benicia Street, Fremont, CA 94538; USA TEL:(510) 319-4000 FAX:(510) 661-0888
This report shall not be reproduced except in full, without the written approval of UL Verification Services Inc.

1TX Antenna 2 MODE (FCC)

Bandwidth, Antenna Gain, and Limits

Channel	Frequency (MHz)	Min 26 dB BW (MHz)	Directional Gain (dBi)	Power Limit (dBm)	PSD Limit (dBm/ 1MHz)
Low	5500	37.95	4.04	24.00	11.00
Mid	5580	38.25	4.04	24.00	11.00
High	5700	37.65	4.04	24.00	11.00

Duty Cycle CF (dB)	0.20	**Included in Calculations of Corr'd Power & PSD**

Output Power Results

Channel	Frequency (MHz)	Meas Power (dBm)	Total Corr'd Power (dBm)	Power Limit (dBm)	Power Margin (dB)
Low	5500	8.12	8.12	24.00	-15.88
Mid	5580	8.03	8.03	24.00	-15.97
High	5700	8.02	8.02	24.00	-15.98

PSD Results

Channel	Frequency (MHz)	Meas PSD (dBm/ 1MHz)	Total Corr'd PSD (dBm/ 1MHz)	PSD Limit (dBm/ 1MHz)	PSD Margin (dB)
Low	5500	-6.060	-5.86	11.00	-16.86
Mid	5580	-5.509	-5.31	11.00	-16.31
High	5700	-6.015	-5.82	11.00	-16.82

UL VERIFICATION SERVICES INC.
47173 Benicia Street, Fremont, CA 94538; USA TEL:(510) 319-4000 FAX:(510) 661-0888
This report shall not be reproduced except in full, without the written approval of UL Verification Services Inc.

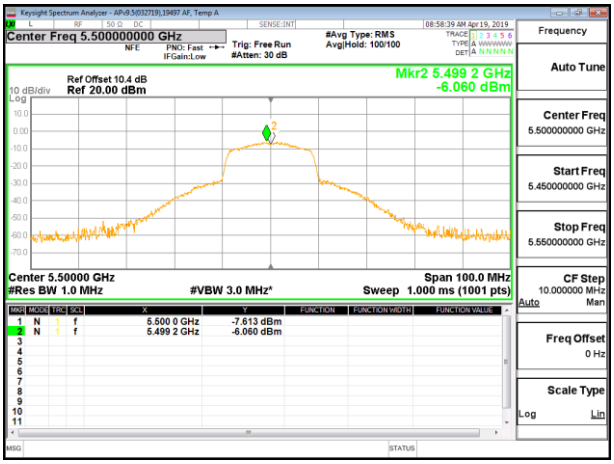

LOW CHANNEL

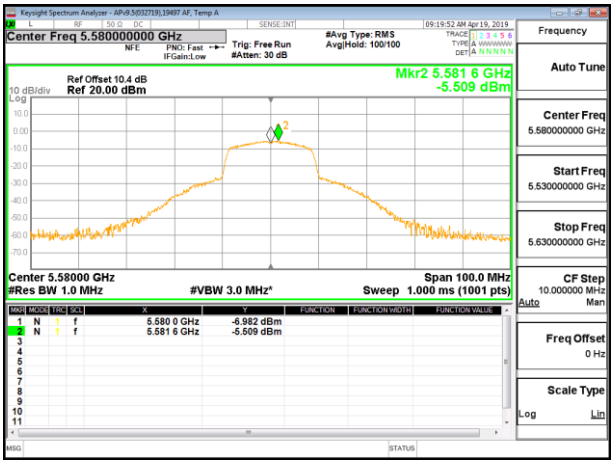

MID CHANNEL

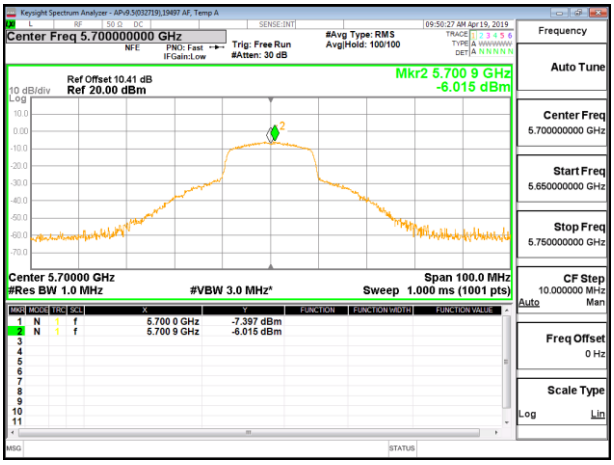

HIGH CHANNEL

UL VERIFICATION SERVICES INC.
47173 Benicia Street, Fremont, CA 94538; USA TEL:(510) 319-4000 FAX:(510) 661-0888
This report shall not be reproduced except in full, without the written approval of UL Verification Services Inc.

1TX Antenna 2 MODE (IC)

Bandwidth, Antenna Gain, and Limits

Channel	Frequency (MHz)	Min 99% BW (MHz)	Directional Gain (dBi)	Power Limit (dBm)	PSD Limit (dBm/ 1MHz)
Low	5500	17.696	4.04	23.48	11.00
Mid	5580	17.782	4.04	23.50	11.00
High	5700	17.760	4.04	23.49	11.00

Duty Cycle CF (dB)	0.20	**Included in Calculations of Corr'd Power & PSD**

Output Power Results

Channel	Frequency (MHz)	Meas Power (dBm)	Total Corr'd Power (dBm)	Power Limit (dBm)	Power Margin (dB)
Low	5500	8.12	8.12	23.48	-15.36
Mid	5580	8.03	8.03	23.50	-15.47
High	5700	8.02	8.02	23.49	-15.47

PSD Results

Channel	Frequency (MHz)	Meas PSD (dBm/ 1MHz)	Total Corr'd PSD (dBm/ 1MHz)	PSD Limit (dBm/ 1MHz)	PSD Margin (dB)
Low	5500	-6.060	-5.86	11.00	-16.86
Mid	5580	-5.509	-5.31	11.00	-16.31
High	5700	-6.015	-5.82	11.00	-16.82

UL VERIFICATION SERVICES INC.
47173 Benicia Street, Fremont, CA 94538; USA TEL:(510) 319-4000 FAX:(510) 661-0888
This report shall not be reproduced except in full, without the written approval of UL Verification Services Inc.

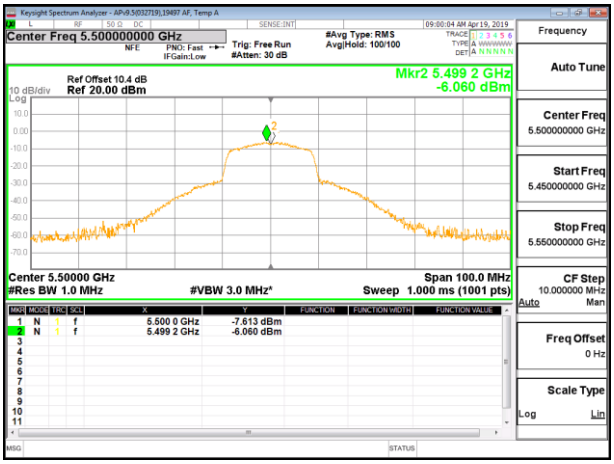

LOW CHANNEL

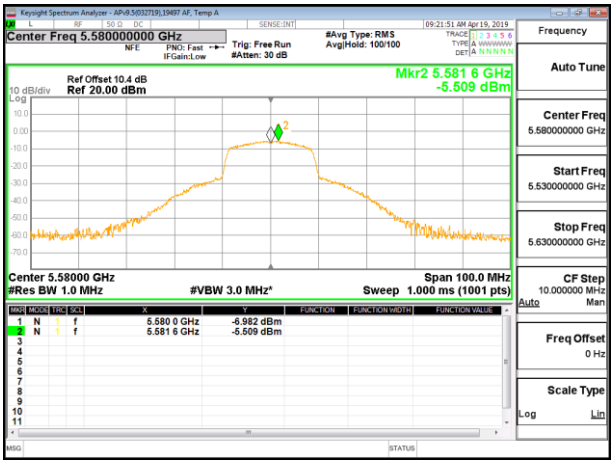

MID CHANNEL

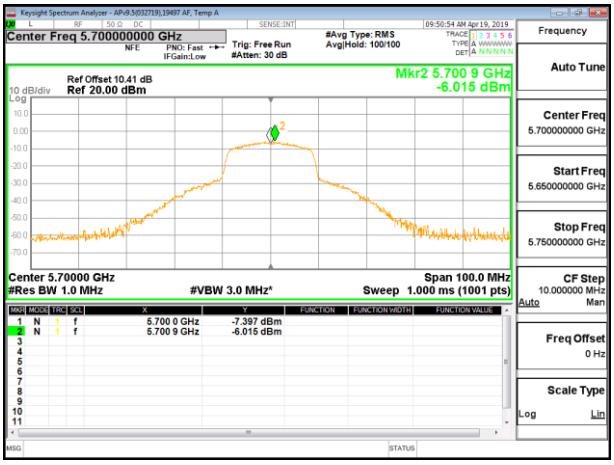

HIGH CHANNEL

UL VERIFICATION SERVICES INC.
47173 Benicia Street, Fremont, CA 94538; USA TEL:(510) 319-4000 FAX:(510) 661-0888
This report shall not be reproduced except in full, without the written approval of UL Verification Services Inc.

8.5.7. 802.11a MODE IN THE 5.8 GHz BAND

1TX Antenna 1 MODE (FCC)

Antenna Gain and Limit

Channel	Frequency (MHz)	Directional Gain (dBi)	Power Limit (dBm)	PSD Limit (dBm/ 1MHz)
Low	5745	3.75	30.00	30.00
Mid	5785	3.75	30.00	30.00
High	5825	3.75	30.00	30.00

Duty Cycle CF (dB)	0.19	Included in Calculations of Corr'd Power & PSD

Output Power Results

Channel	Frequency (MHz)	Meas Power (dBm)	Total Corr'd Power (dBm)	Power Limit (dBm)	Power Margin (dB)
Low	5745	8.15	8.15	30.00	-21.85
Mid	5785	7.75	7.75	30.00	-22.25
High	5825	7.38	7.38	30.00	-22.62

PSD Results

Channel	Frequency (MHz)	Meas PSD (dBm/ 500kHz)	Total Corr'd PSD (dBm/ 500kHz)	PSD Limit (dBm/ 500kHz)	PSD Margin (dB)
Low	5745	-5.302	-5.11	30.00	-35.11
Mid	5785	-5.523	-5.33	30.00	-35.33
High	5825	-5.618	-5.43	30.00	-35.43

UL VERIFICATION SERVICES INC.
47173 Benicia Street, Fremont, CA 94538; USA TEL:(510) 319-4000 FAX:(510) 661-0888
This report shall not be reproduced except in full, without the written approval of UL Verification Services Inc.

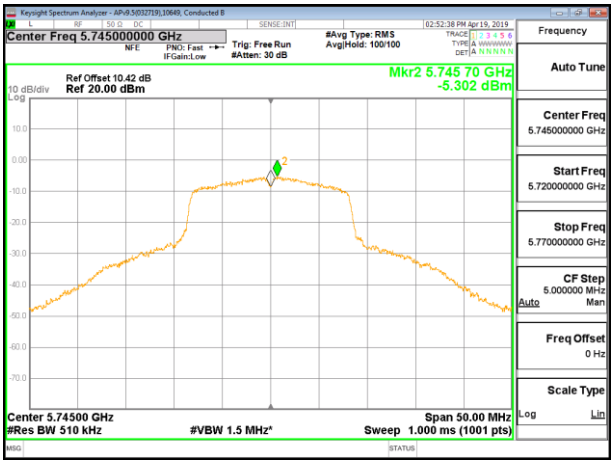

LOW CHANNEL

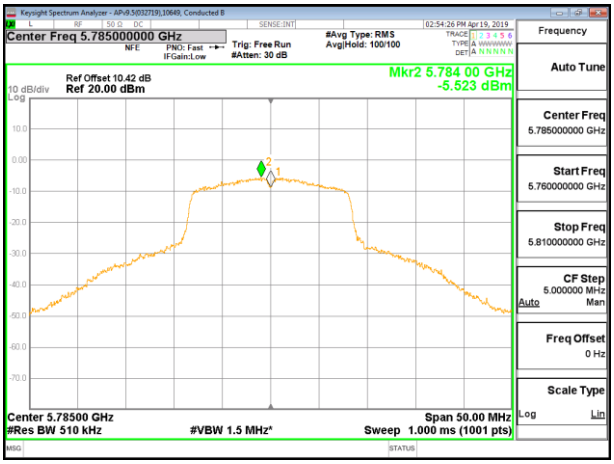

MID CHANNEL

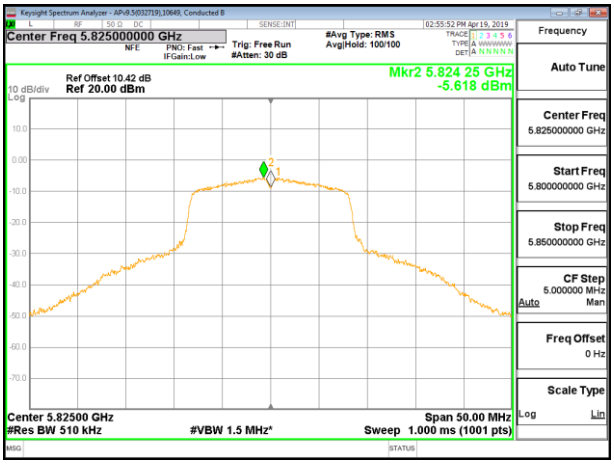

HIGH CHANNEL

UL VERIFICATION SERVICES INC.
47173 Benicia Street, Fremont, CA 94538; USA TEL:(510) 319-4000 FAX:(510) 661-0888
This report shall not be reproduced except in full, without the written approval of UL Verification Services Inc.

1TX Antenna 1 MODE (IC)

Antenna Gain and Limit

Channel	Frequency (MHz)	Directional Gain (dBi)	Power Limit (dBm)	PSD Limit (dBm/ 1MHz)
Low	5745	3.75	30.00	30.00
Mid	5785	3.75	30.00	30.00
High	5825	3.75	30.00	30.00

Duty Cycle CF (dB)	0.19	**Included in Calculations of Corr'd Power & PSD**

Output Power Results

Channel	Frequency (MHz)	Meas Power (dBm)	Total Corr'd Power (dBm)	Power Limit (dBm)	Power Margin (dB)
Low	5745	8.15	8.15	30.00	-21.85
Mid	5785	7.75	7.75	30.00	-22.25
High	5825	7.38	7.38	30.00	-22.62

PSD Results

Channel	Frequency (MHz)	Meas PSD (dBm/ 500kHz)	Total Corr'd PSD (dBm/ 500kHz)	PSD Limit (dBm/ 500kHz)	PSD Margin (dB)
Low	5745	-5.302	-5.11	30.00	-35.11
Mid	5785	-5.523	-5.33	30.00	-35.33
High	5825	-5.618	-5.43	30.00	-35.43

UL VERIFICATION SERVICES INC.
47173 Benicia Street, Fremont, CA 94538; USA TEL:(510) 319-4000 FAX:(510) 661-0888
This report shall not be reproduced except in full, without the written approval of UL Verification Services Inc.

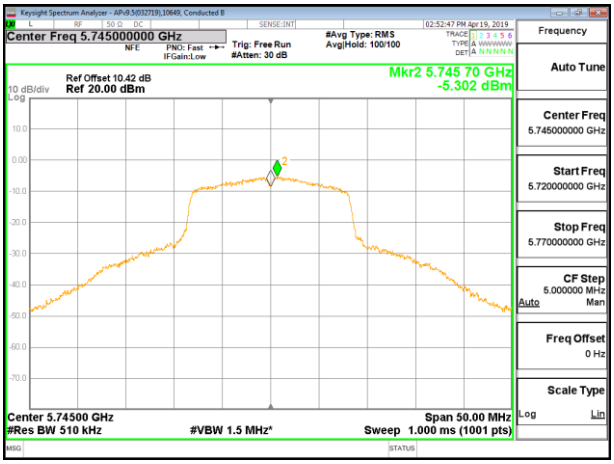

LOW CHANNEL

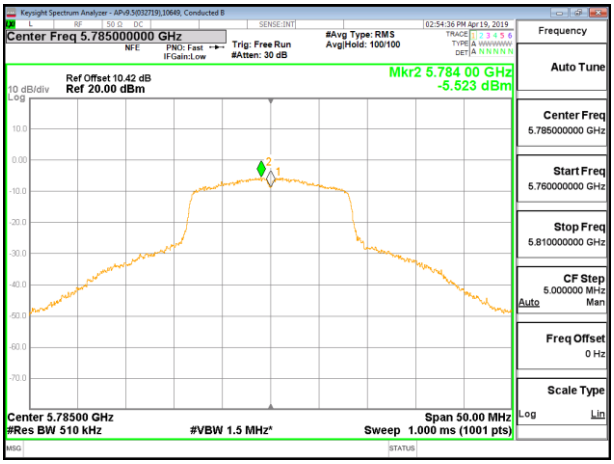

MID CHANNEL

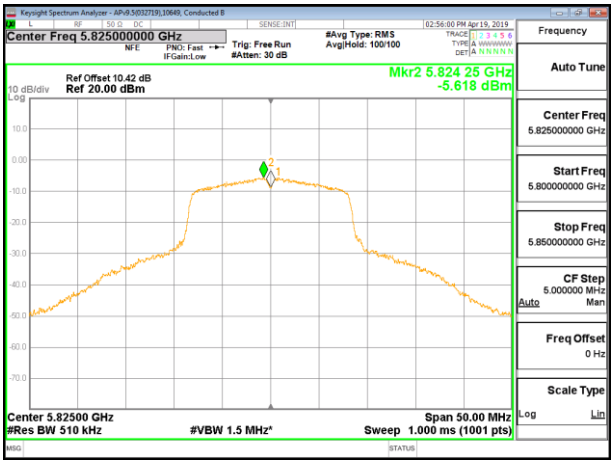

HIGH CHANNEL

UL VERIFICATION SERVICES INC.
47173 Benicia Street, Fremont, CA 94538; USA TEL:(510) 319-4000 FAX:(510) 661-0888
This report shall not be reproduced except in full, without the written approval of UL Verification Services Inc.

1TX Antenna 2 MODE (FCC)

Antenna Gain and Limit

Channel	Frequency (MHz)	Directional Gain (dBi)	Power Limit (dBm)	PSD Limit (dBm/ 1MHz)
Low	5745	4.33	30.00	30.00
Mid	5785	4.33	30.00	30.00
High	5825	4.33	30.00	30.00

Duty Cycle CF (dB)	0.19	Included in Calculations of Corr'd Power & PSD

Output Power Results

Channel	Frequency (MHz)	Meas Power (dBm)	Total Corr'd Power (dBm)	Power Limit (dBm)	Power Margin (dB)
Low	5745	7.95	7.95	30.00	-22.05
Mid	5785	7.58	7.58	30.00	-22.42
High	5825	7.39	7.39	30.00	-22.61

PSD Results

Channel	Frequency (MHz)	Meas PSD (dBm/ 500kHz)	Total Corr'd PSD (dBm/ 500kHz)	PSD Limit (dBm/ 500kHz)	PSD Margin (dB)
Low	5745	-5.429	-5.24	30.00	-35.24
Mid	5785	-5.336	-5.15	30.00	-35.15
High	5825	-5.661	-5.47	30.00	-35.47

UL VERIFICATION SERVICES INC.
47173 Benicia Street, Fremont, CA 94538; USA TEL:(510) 319-4000 FAX:(510) 661-0888
This report shall not be reproduced except in full, without the written approval of UL Verification Services Inc.

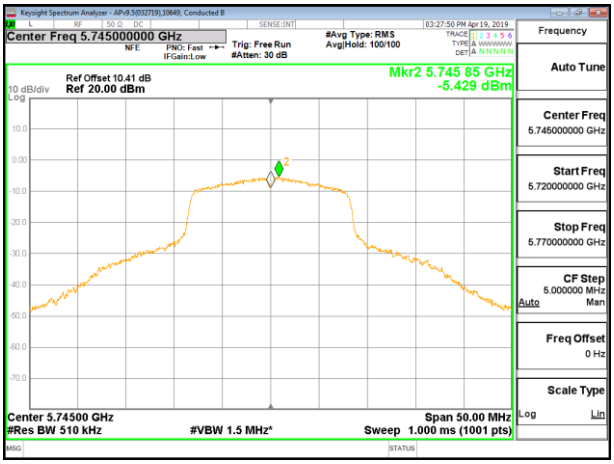

LOW CHANNEL

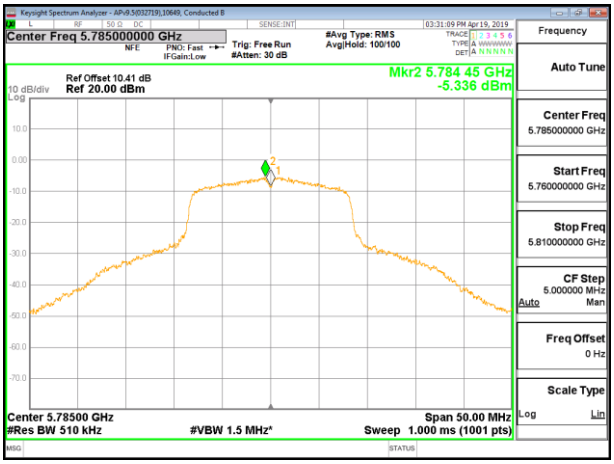

MID CHANNEL

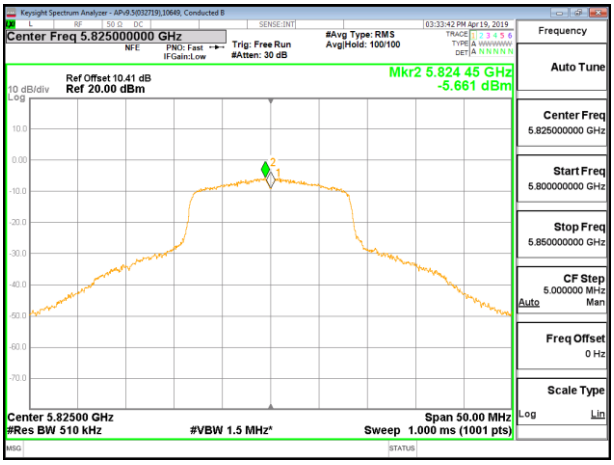

HIGH CHANNEL

UL VERIFICATION SERVICES INC.
47173 Benicia Street, Fremont, CA 94538; USA TEL:(510) 319-4000 FAX:(510) 661-0888
This report shall not be reproduced except in full, without the written approval of UL Verification Services Inc.

1TX Antenna 2 MODE (IC)

Antenna Gain and Limit

Channel	Frequency (MHz)	Directional Gain (dBi)	Power Limit (dBm)	PSD Limit (dBm/ 1MHz)
Low	5745	4.33	30.00	30.00
Mid	5785	4.33	30.00	30.00
High	5825	4.33	30.00	30.00

Duty Cycle CF (dB)	0.19	Included in Calculations of Corr'd Power & PSD

Output Power Results

Channel	Frequency (MHz)	Meas Power (dBm)	Total Corr'd Power (dBm)	Power Limit (dBm)	Power Margin (dB)
Low	5745	7.95	7.950	30.00	-22.05
Mid	5785	7.58	7.580	30.00	-22.42
High	5825	7.39	7.390	30.00	-22.61

PSD Results

Channel	Frequency (MHz)	Meas PSD (dBm/ 500kHz)	Total Corr'd PSD (dBm/ 500kHz)	PSD Limit (dBm/ 500kHz)	PSD Margin (dB)
Low	5745	-5.429	-5.24	30.00	-35.24
Mid	5785	-5.336	-5.15	30.00	-35.15
High	5825	-5.661	-5.47	30.00	-35.47

UL VERIFICATION SERVICES INC.
47173 Benicia Street, Fremont, CA 94538; USA TEL:(510) 319-4000 FAX:(510) 661-0888
This report shall not be reproduced except in full, without the written approval of UL Verification Services Inc.

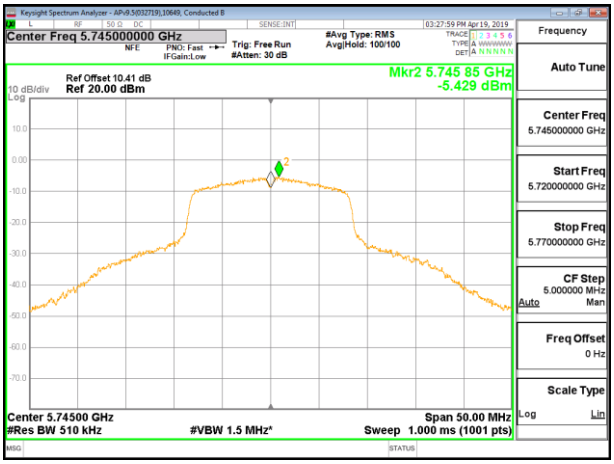

LOW CHANNEL

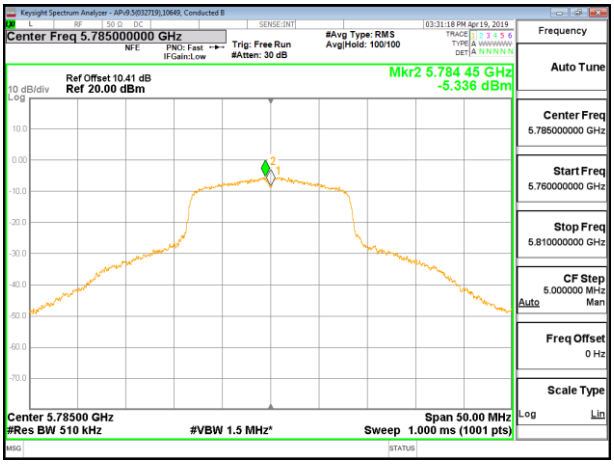

MID CHANNEL

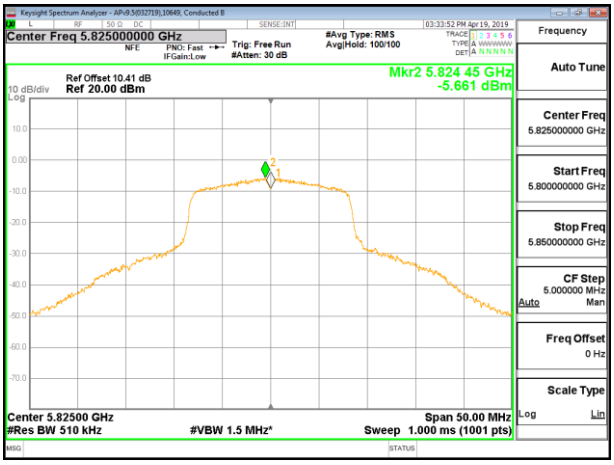

HIGH CHANNEL

UL VERIFICATION SERVICES INC.
47173 Benicia Street, Fremont, CA 94538; USA TEL:(510) 319-4000 FAX:(510) 661-0888
This report shall not be reproduced except in full, without the written approval of UL Verification Services Inc.

8.5.8. 802.11n HT20 MODE IN THE 5.8 GHz BAND

1TX Antenna 1 MODE (FCC)

Antenna Gain and Limit

Channel	Frequency (MHz)	Directional Gain (dBi)	Power Limit (dBm)	PSD Limit (dBm/ 1MHz)
Low	5745	3.75	30.00	30.00
Mid	5785	3.75	30.00	30.00
High	5825	3.75	30.00	30.00

Duty Cycle CF (dB)	0.20	Included in Calculations of Corr'd Power & PSD

Output Power Results

Channel	Frequency (MHz)	Meas Power (dBm)	Total Corr'd Power (dBm)	Power Limit (dBm)	Power Margin (dB)
Low	5745	7.85	7.85	30.00	-22.15
Mid	5785	7.64	7.64	30.00	-22.36
High	5825	7.26	7.26	30.00	-22.74

PSD Results

Channel	Frequency (MHz)	Meas PSD (dBm/ 500kHz)	Total Corr'd PSD (dBm/ 500kHz)	PSD Limit (dBm/ 500kHz)	PSD Margin (dB)
Low	5745	-5.642	-5.44	30.00	-35.44
Mid	5785	-5.652	-5.45	30.00	-35.45
High	5825	-5.820	-5.62	30.00	-35.62

UL VERIFICATION SERVICES INC.
47173 Benicia Street, Fremont, CA 94538; USA TEL:(510) 319-4000 FAX:(510) 661-0888
This report shall not be reproduced except in full, without the written approval of UL Verification Services Inc.

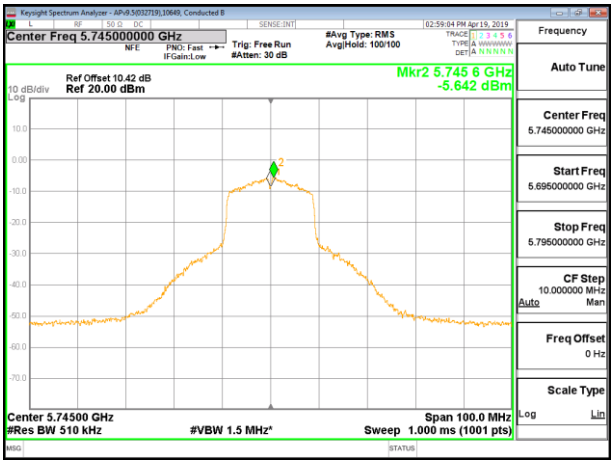

LOW CHANNEL

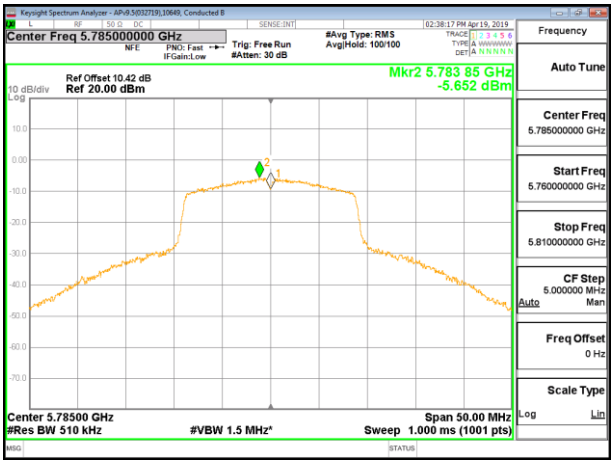

MID CHANNEL

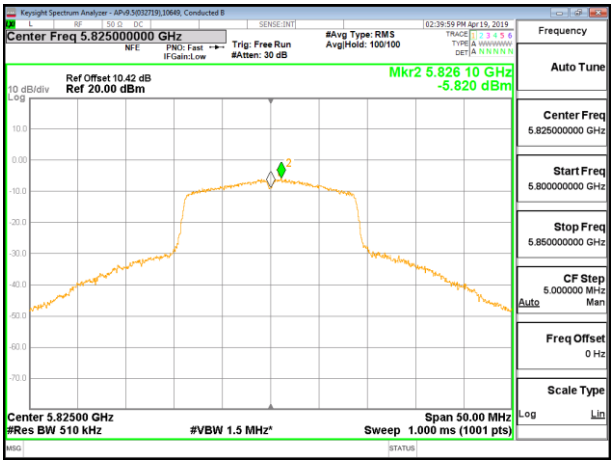

HIGH CHANNEL

UL VERIFICATION SERVICES INC.
47173 Benicia Street, Fremont, CA 94538; USA TEL:(510) 319-4000 FAX:(510) 661-0888
This report shall not be reproduced except in full, without the written approval of UL Verification Services Inc.

1TX Antenna 1 MODE (IC)

Antenna Gain and Limit

Channel	Frequency (MHz)	Directional Gain (dBi)	Power Limit (dBm)	PSD Limit (dBm/ 1MHz)
Low	5745	3.75	30.00	30.00
Mid	5785	3.75	30.00	30.00
High	5825	3.75	30.00	30.00

Duty Cycle CF (dB)	0.20	Included in Calculations of Corr'd Power & PSD

Output Power Results

Channel	Frequency (MHz)	Meas Power (dBm)	Total Corr'd Power (dBm)	Power Limit (dBm)	Power Margin (dB)
Low	5745	7.85	7.85	30.00	-22.15
Mid	5785	7.64	7.64	30.00	-22.36
High	5825	7.26	7.26	30.00	-22.74

PSD Results

Channel	Frequency (MHz)	Meas PSD (dBm/ 500kHz)	Total Corr'd PSD (dBm/ 500kHz)	PSD Limit (dBm/ 500kHz)	PSD Margin (dB)
Low	5745	-5.642	-5.44	30.00	-35.44
Mid	5785	-5.652	-5.45	30.00	-35.45
High	5825	-5.820	-5.62	30.00	-35.62

UL VERIFICATION SERVICES INC.
47173 Benicia Street, Fremont, CA 94538; USA TEL:(510) 319-4000 FAX:(510) 661-0888
This report shall not be reproduced except in full, without the written approval of UL Verification Services Inc.

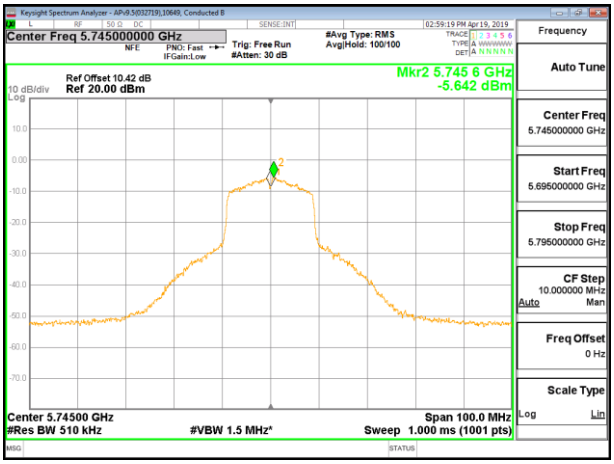

LOW CHANNEL

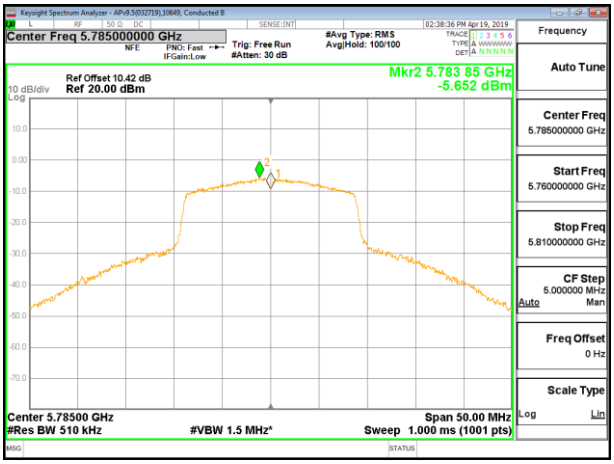

MID CHANNEL

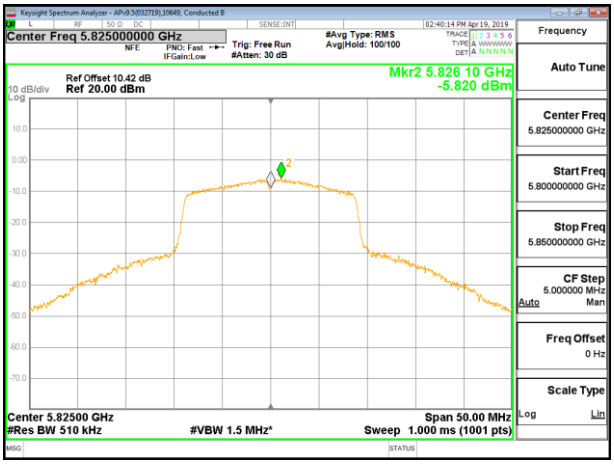

HIGH CHANNEL

UL VERIFICATION SERVICES INC.
47173 Benicia Street, Fremont, CA 94538; USA TEL:(510) 319-4000 FAX:(510) 661-0888
This report shall not be reproduced except in full, without the written approval of UL Verification Services Inc.

1TX Antenna 2 MODE (FCC)

Antenna Gain and Limit

Channel	Frequency (MHz)	Directional Gain (dBi)	Power Limit (dBm)	PSD Limit (dBm/ 1MHz)
Low	5745	4.33	30.00	30.00
Mid	5785	4.33	30.00	30.00
High	5825	4.33	30.00	30.00

Duty Cycle CF (dB)	0.20	Included in Calculations of Corr'd Power & PSD

Output Power Results

Channel	Frequency (MHz)	Meas Power (dBm)	Total Corr'd Power (dBm)	Power Limit (dBm)	Power Margin (dB)
Low	5745	7.89	7.89	30.00	-22.11
Mid	5785	7.58	7.58	30.00	-22.42
High	5825	7.32	7.32	30.00	-22.68

PSD Results

Channel	Frequency (MHz)	Meas PSD (dBm/ 500kHz)	Total Corr'd PSD (dBm/ 500kHz)	PSD Limit (dBm/ 500kHz)	PSD Margin (dB)
Low	5745	-5.702	-5.50	30.00	-35.50
Mid	5785	-5.654	-5.45	30.00	-35.45
High	5825	-6.110	-5.91	30.00	-35.91

UL VERIFICATION SERVICES INC.
47173 Benicia Street, Fremont, CA 94538; USA TEL:(510) 319-4000 FAX:(510) 661-0888
This report shall not be reproduced except in full, without the written approval of UL Verification Services Inc.

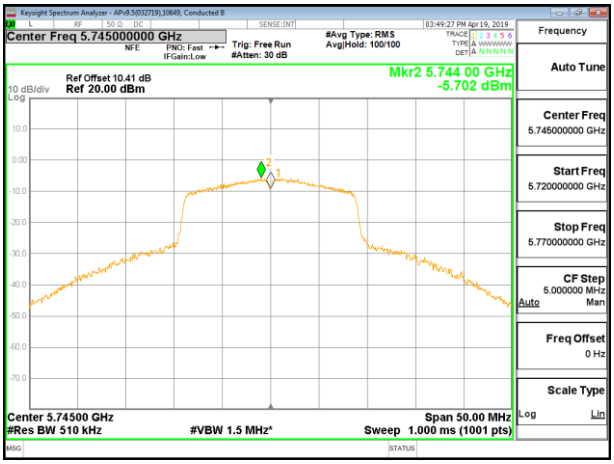

LOW CHANNEL

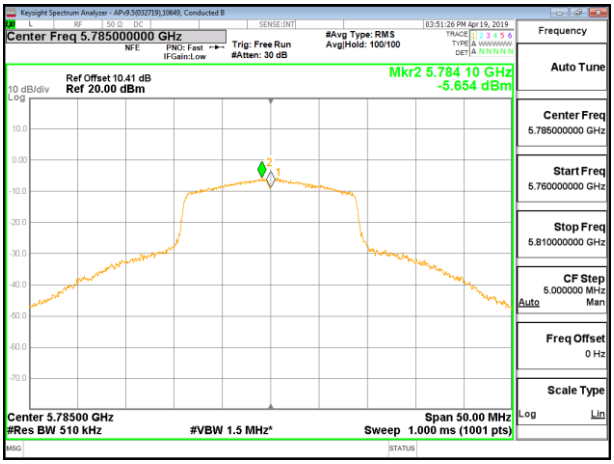

MID CHANNEL

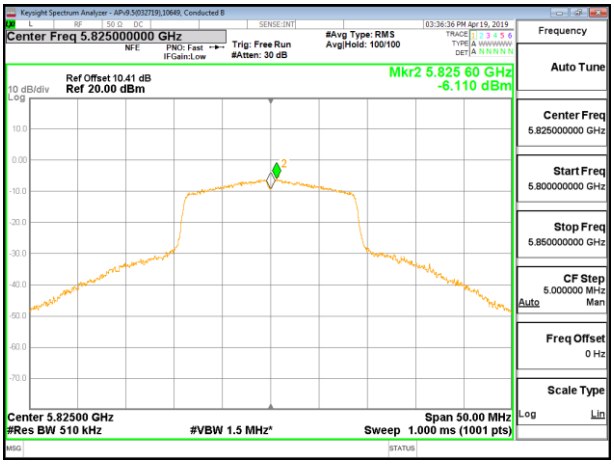

HIGH CHANNEL

UL VERIFICATION SERVICES INC.
47173 Benicia Street, Fremont, CA 94538; USA TEL:(510) 319-4000 FAX:(510) 661-0888
This report shall not be reproduced except in full, without the written approval of UL Verification Services Inc.

1TX Antenna 2 MODE (IC)

Antenna Gain and Limit

Channel	Frequency (MHz)	Directional Gain (dBi)	Power Limit (dBm)	PSD Limit (dBm/ 1MHz)
Low	5745	4.33	30.00	30.00
Mid	5785	4.33	30.00	30.00
High	5825	4.33	30.00	30.00

Duty Cycle CF (dB)	0.20	Included in Calculations of Corr'd Power & PSD

Output Power Results

Channel	Frequency (MHz)	Meas Power (dBm)	Total Corr'd Power (dBm)	Power Limit (dBm)	Power Margin (dB)
Low	5745	7.89	7.89	30.00	-22.11
Mid	5785	7.58	7.58	30.00	-22.42
High	5825	7.32	7.32	30.00	-22.68

PSD Results

Channel	Frequency (MHz)	Meas PSD (dBm/ 1MHz)	Total Corr'd PSD (dBm/ 1MHz)	PSD Limit (dBm/ 1MHz)	PSD Margin (dB)
Low	5745	-5.702	-5.50	30.00	-35.50
Mid	5785	-5.654	-5.45	30.00	-35.45
High	5825	-6.110	-5.91	30.00	-35.91

UL VERIFICATION SERVICES INC.
47173 Benicia Street, Fremont, CA 94538; USA TEL:(510) 319-4000 FAX:(510) 661-0888
This report shall not be reproduced except in full, without the written approval of UL Verification Services Inc.

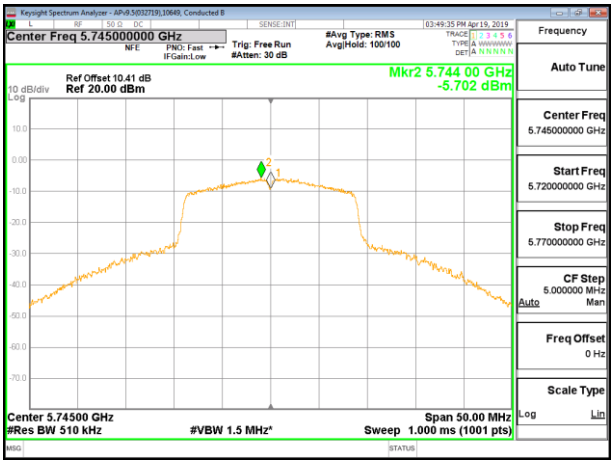

LOW CHANNEL

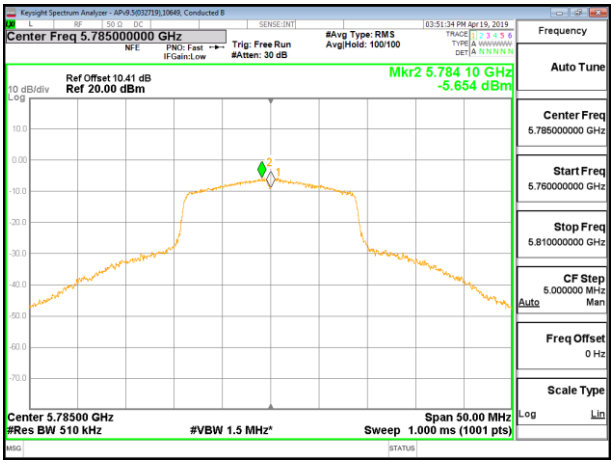

MID CHANNEL

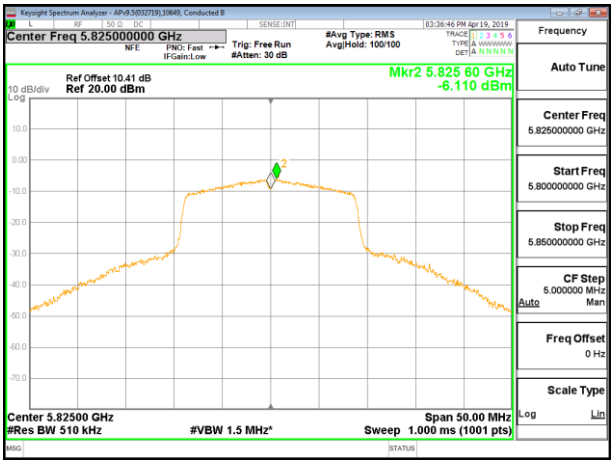

HIGH CHANNEL

UL VERIFICATION SERVICES INC.
47173 Benicia Street, Fremont, CA 94538; USA TEL:(510) 319-4000 FAX:(510) 661-0888
This report shall not be reproduced except in full, without the written approval of UL Verification Services Inc.

9. RADIATED TEST RESULTS

LIMITS

FCC §15.205 and §15.209 -Restriced bands

FCC §15.407(b)(1-3) -Un-Restriced bands

After January 01, 2019 for Outside of the Restricted Bands Emissions

RSS 247 Issue 2 Sections
6.2.1.2 (for 5150-5250 MHz band)
6.2.2.2 (for 5250-5350 MHz band)
6.2.3.2 (for 5470-5600 MHz and 5650-5725 MHz bands)
6.2.4.2 (for 5725-5850 MHz band)

NCC LP0002 §2.7 and §2.8

Frequency Range (MHz)	Field Strength Limit (uV/m) at 3 m	Field Strength Limit (dBuV/m) at 3 m
30 - 88	100	40
88 - 216	150	43.5
216 - 960	200	46
Above 960	500	54

TEST PROCEDURE

The EUT is placed on a non-conducting table 80 cm above the ground plane for measurement below 1GHz; 1.5 m above the ground plane for measurement above 1GHz. The antenna to EUT distance is 3 meters. The EUT is configured in accordance with ANSI C63.10. The EUT is set to transmit in a continuous mode.

For measurements below 1 GHz the resolution bandwidth is set to 100 kHz for peak detection measurements or 120 kHz for quasi-peak detection measurements. Peak detection is used unless otherwise noted as quasi-peak.

For pre-scans above 1 GHz the resolution bandwidth is set to 1 MHz; the video bandwidth is set to 30 KHz for peak measurements.

For final measurements above 1 GHz the resolution bandwidth is set to 1 MHz; the video bandwidth is set to 3 MHz for peak measurements and as applicable for average measurements.

The spectrum from 9kHz to 30Mhz, 30 MHz to 1GHz and 18GHz to 40 GHz is investigated with the transmitter set to transmit at the channel with highest output power as worst-case scenario. 1GHz to 18GHz was set to the lowest, middle, and highest channels in the 5 GHz bands.

UL VERIFICATION SERVICES INC.
47173 Benicia Street, Fremont, CA 94538; USA TEL:(510) 319-4000 FAX:(510) 661-0888
This report shall not be reproduced except in full, without the written approval of UL Verification Services Inc.

The frequency range of interest is monitored at a fixed antenna height and EUT azimuth. The EUT is rotated through 360 degrees to maximize emissions received. The antenna is scanned from 1 to 4 meters above the ground plane to further maximize the emission. Measurements are made with the antenna polarized in both the vertical and the horizontal positions.

2D antenna use - For below 30MHz testing, investigation was done on three antenna orientations (parallel, perpendicular, and ground-parallel), parallel and perpendicular are the worst orientations, therefore testing was performed on these two orientations only.

KDB 414788 Open Field Site(OFS) and Chamber Correlation Justification

Base on FCC 15.31 (f) (2): measurements may be performed at a distance closer than that specified in the regulations; however, an attempt should be made to avoid making measurements in the near field.

OFS and chamber correlation testing had been performed and chamber measured test result is the worst case test result.

UL VERIFICATION SERVICES INC.
47173 Benicia Street, Fremont, CA 94538; USA TEL:(510) 319-4000 FAX:(510) 661-0888
This report shall not be reproduced except in full, without the written approval of UL Verification Services Inc.

9.1. TRANSMITTER ABOVE 1 GHz

9.1.1. TX ABOVE 1 GHz 802.11a MODE IN THE 5.2 GHz BAND

1TX Antenna 1 MODE

BANDEDGE (LOW CHANNEL)

HORIZONTAL RESULT

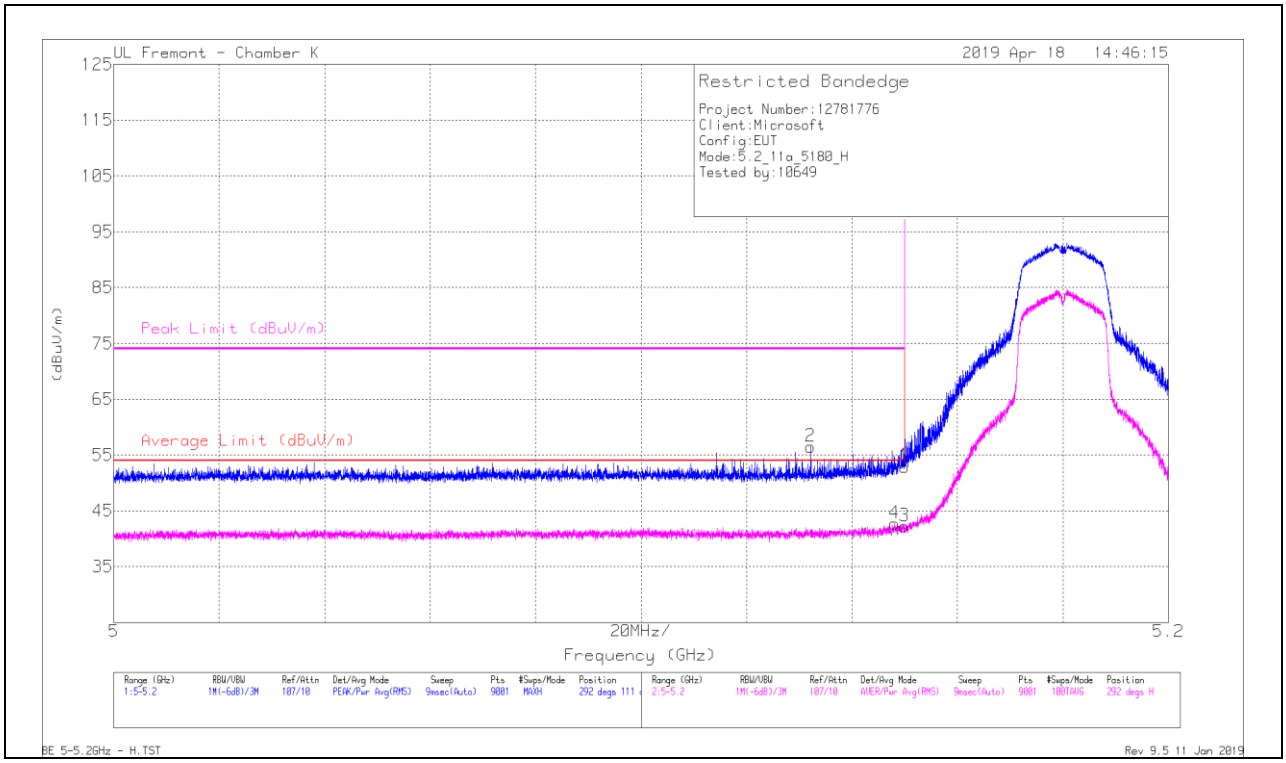

Marker	Frequency (GHz)	Meter Reading (dBuV)	Det	AF T344 (dB/m)	Amp/Cbl/Fltr /Pad (dB)	DC Corr (dB)	Corrected Reading (dBuV/m)	Average Limit (dBuV/m)	Margin (dB)	Peak Limit (dBuV/m)	PK Margin (dB)	Azimuth (Degs)	Height (cm)	Polarity
1	* 5.15	38.66	Pk	34.4	-20.1	0	52.96	-	-	74	-21.04	292	111	H
2	* 5.132	42.29	Pk	34.4	-20.2	0	56.49	-	-	74	-17.51	292	111	H
3	* 5.15	27.91	RMS	34.4	-20.1	.19	42.4	54	-11.6	-	-	292	111	H
4	* 5.148	28.43	RMS	34.4	-20.1	.19	42.92	54	-11.08	-	-	292	111	H

* - indicates frequency in CFR47 Pt 15 / IC RSS-Restricted Band
Pk - Peak detector
RMS - RMS detection

UL VERIFICATION SERVICES INC.
47173 Benicia Street, Fremont, CA 94538; USA TEL:(510) 319-4000 FAX:(510) 661-0888
This report shall not be reproduced except in full, without the written approval of UL Verification Services Inc.

VERTICAL RESULT

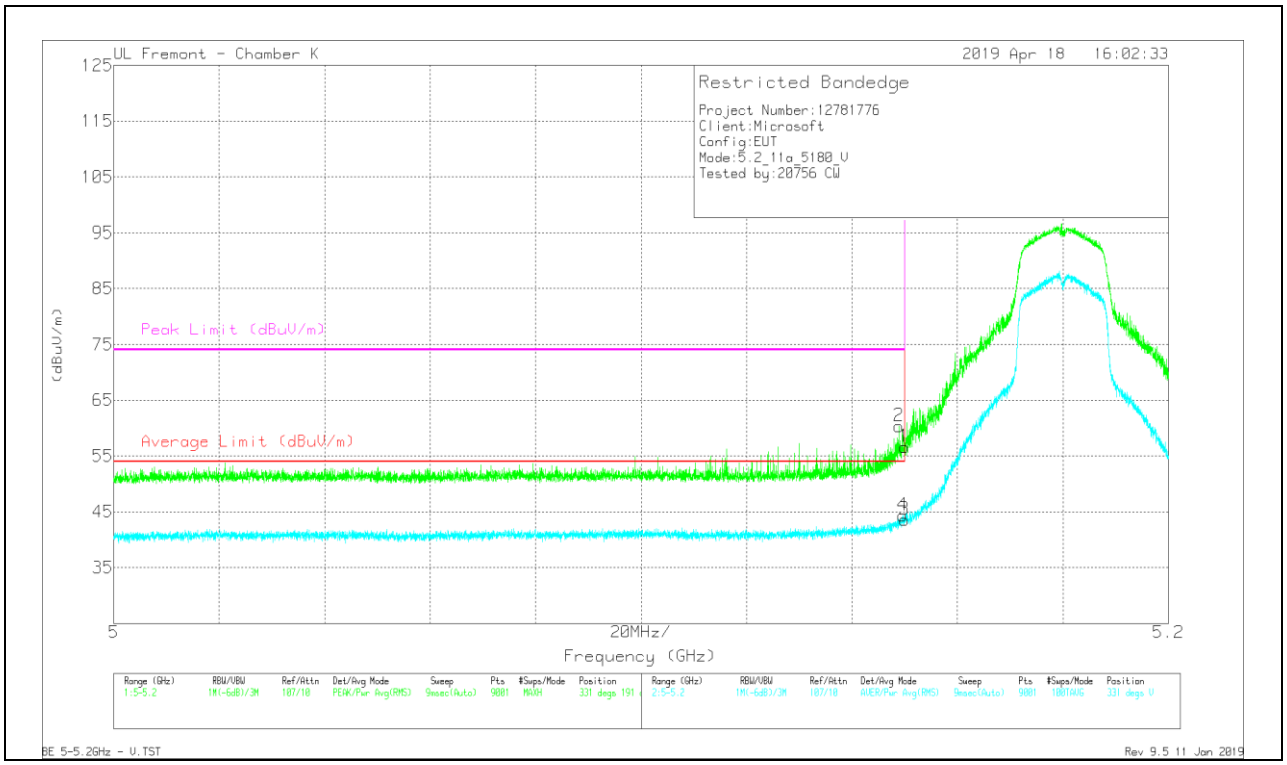

Marker	Frequency (GHz)	Meter Reading (dBuV)	Det	AF T344 (dB/m)	Amp/Cbl/Fltr /Pad (dB)	DC Corr (dB)	Corrected Reading (dBuV/m)	Average Limit (dBuV/m)	Margin (dB)	Peak Limit (dBuV/m)	PK Margin (dB)	Azimuth (Degs)	Height (cm)	Polarity
1	* 5.15	42.36	Pk	34.4	-20.1	0	56.66	-	-	74	-17.34	331	191	V
2	* 5.149	46.04	Pk	34.4	-20.1	0	60.34	-	-	74	-13.66	331	191	V
3	* 5.15	29.33	RMS	34.4	-20.1	.19	43.82	54	-10.18	-	-	331	191	V
4	* 5.15	30.05	RMS	34.4	-20.1	.19	44.54	54	-9.46	-	-	331	191	V

* - indicates frequency in CFR47 Pt 15 / IC RSS-Restricted Band
Pk - Peak detector
RMS - RMS detection

UL VERIFICATION SERVICES INC.
47173 Benicia Street, Fremont, CA 94538; USA TEL:(510) 319-4000 FAX:(510) 661-0888
This report shall not be reproduced except in full, without the written approval of UL Verification Services Inc.

HARMONICS AND SPURIOUS EMISSIONS

LOW CHANNEL RESULTS

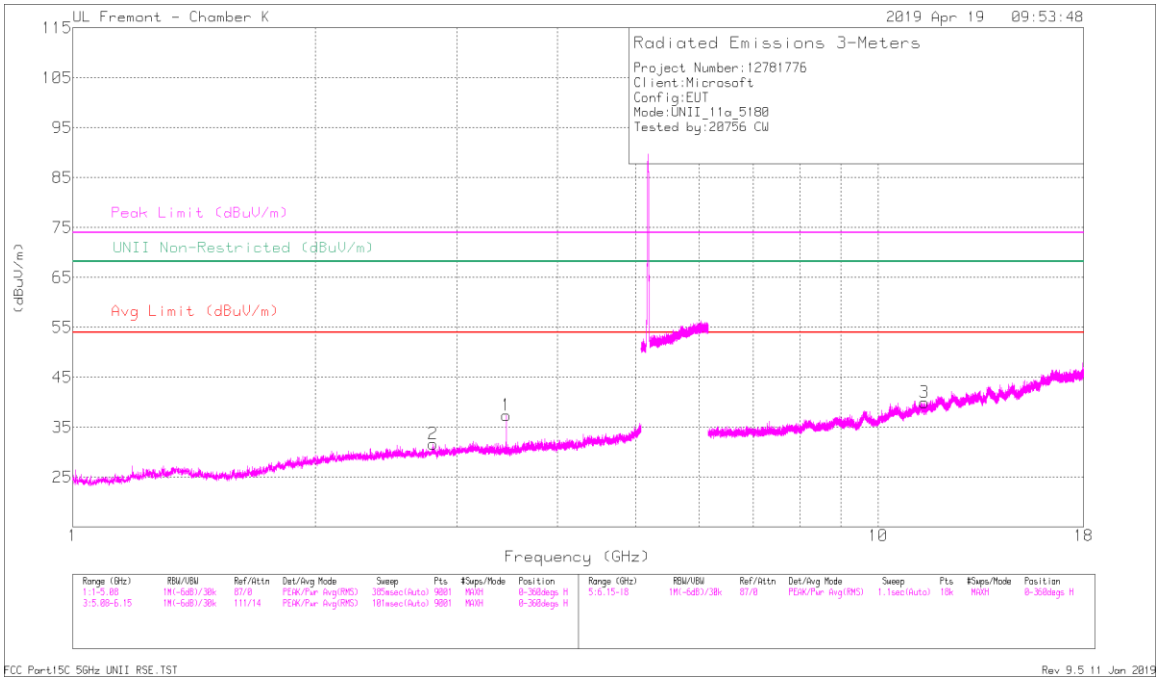

HORIZONTAL

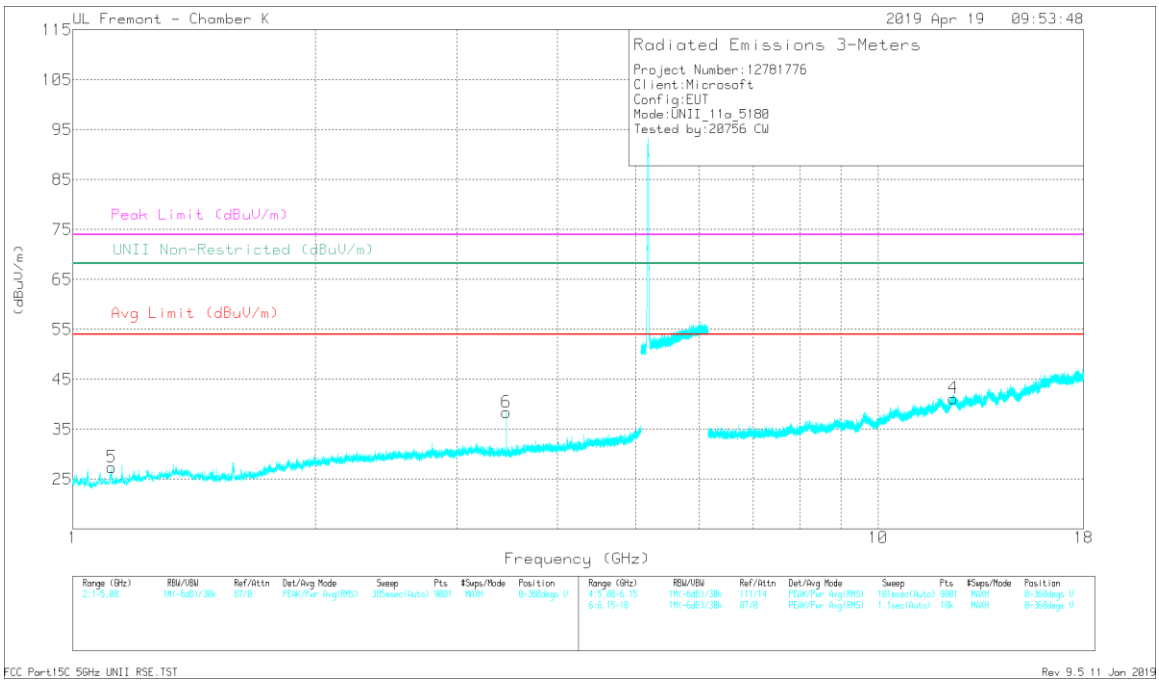

VERTICAL

UL VERIFICATION SERVICES INC.
47173 Benicia Street, Fremont, CA 94538; USA TEL:(510) 319-4000 FAX:(510) 661-0888
This report shall not be reproduced except in full, without the written approval of UL Verification Services Inc.

RADIATED EMISSIONS

Marker	Frequency (GHz)	Meter Reading (dBuV)	Det	AF T344 (dB/m)	Amp/Cbl/Fltr/Pad (dB)	DC Corr (dB)	Corrected Reading (dBuV/m)	Avg Limit (dBuV/m)	Margin (dB)	Peak Limit (dBuV/m)	PK Margin (dB)	UNII Non-Restricted (dBuV/m)	PK Margin (dB)	Azimuth (Degs)	Height (cm)	Polarity
1	3.453	42.74	PK-U	32.6	-32.9	0	42.44	-	-	-	-	68.2	-25.76	16	178	H
2	* 2.801	40.76	PK-U	32.4	-34.5	0	38.66	-	-	74	-35.34	-	-	126	357	H
	* 2.804	31.21	ADR	32.4	-34.6	.19	29.2	54	-24.8	-	-	-	-	126	357	H
6	3.453	42.41	PK-U	32.6	-32.9	0	42.11	-	-	-	-	68.2	-26.09	334	100	V
5	* 1.117	47.14	PK-U	27.5	-35.1	0	39.54	-	-	74	-34.46	-	-	334	200	V
	* 1.117	31.77	ADR	27.5	-35.1	.19	24.36	54	-29.64	-	-	-	-	334	200	V
3	* 11.409	29.27	PK-U	38.1	-21.1	0	46.27	-	-	74	-27.73	-	-	266	322	H
	* 11.408	19.52	ADR	38.1	-21.1	.19	36.71	54	-17.29	-	-	-	-	266	322	H
4	* 12.398	30.16	PK-U	38.8	-20.4	0	48.56	-	-	74	-25.44	-	-	131	265	V
	* 12.395	20.85	ADR	38.8	-20.4	.19	39.44	54	-14.56	-	-	-	-	131	265	V

* - indicates frequency in CFR47 Pt 15 / IC RSS-Restricted Band
PK-U - U-NII: Maximum Peak
ADR - U-NII AD primary method, RMS average

UL VERIFICATION SERVICES INC.
47173 Benicia Street, Fremont, CA 94538; USA TEL:(510) 319-4000 FAX:(510) 661-0888
This report shall not be reproduced except in full, without the written approval of UL Verification Services Inc.

MID CHANNEL RESULTS

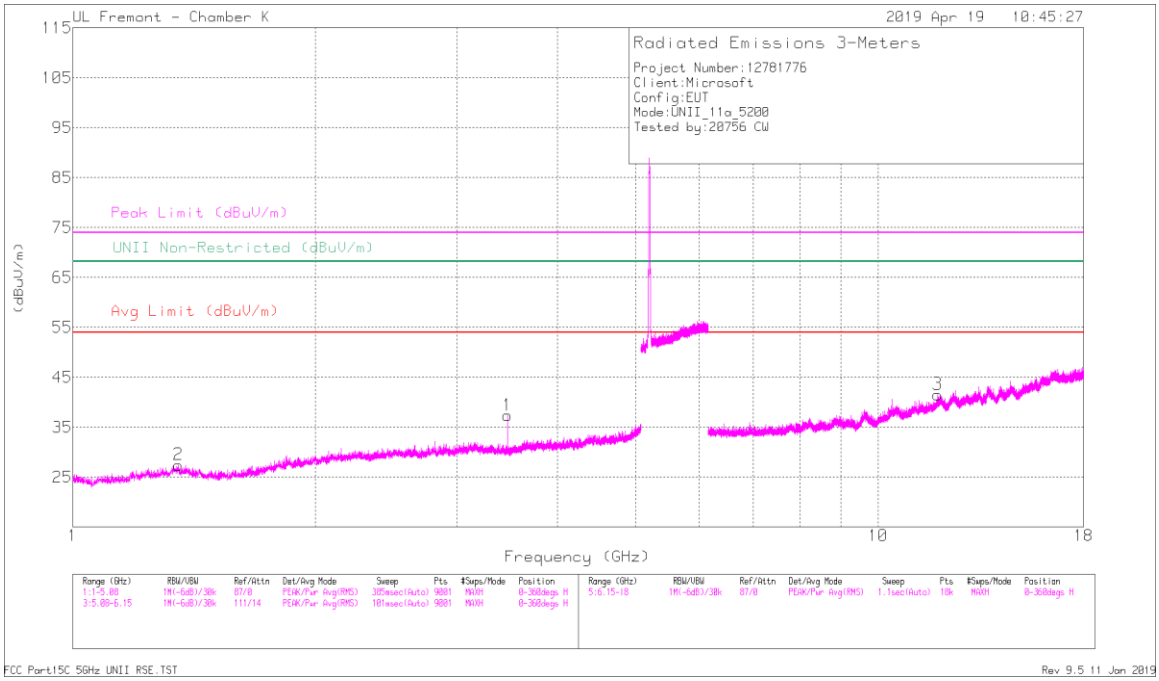

HORIZONTAL

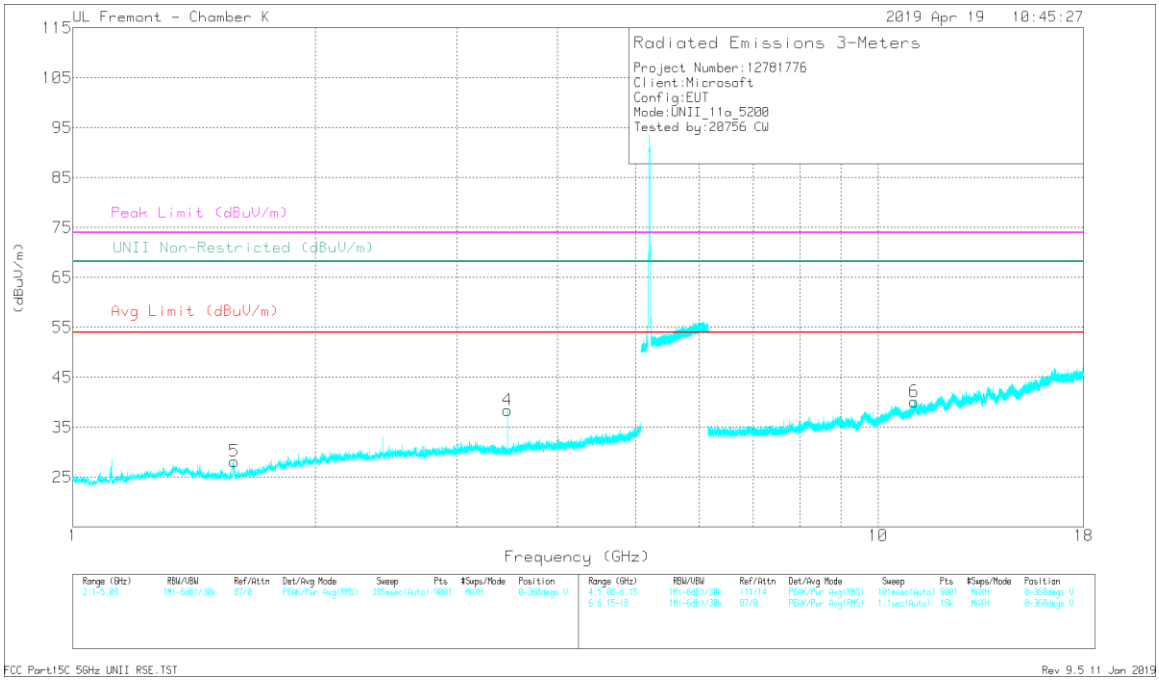

VERTICAL

UL VERIFICATION SERVICES INC.
47173 Benicia Street, Fremont, CA 94538; USA TEL:(510) 319-4000 FAX:(510) 661-0888
This report shall not be reproduced except in full, without the written approval of UL Verification Services Inc.

RADIATED EMISSIONS

Marker	Frequency (GHz)	Meter Reading (dBuV)	Det	AF T344 (dB/m)	Amp/Cbl/Fltr/Pad (dB)	DC Corr (dB)	Corrected Reading (dBuV/m)	Avg Limit (dBuV/m)	Margin (dB)	Peak Limit (dBuV/m)	PK Margin (dB)	UNII Non-Restricted (dBuV/m)	PK Margin (dB)	Azimuth (Degs)	Height (cm)	Polarity
1	3.467	42.48	PK-U	32.6	-32.9	0	42.18	-	-	-	-	68.2	-26.02	15	174	H
2	* 1.351	40.63	PK-U	29.4	-35.3	0	34.73	-	-	74	-39.27	-	-	24	143	H
	* 1.353	30.02	ADR	29.4	-35.2	.19	24.41	54	-29.59	-	-	-	-	24	143	H
4	3.467	41.97	PK-U	32.6	-32.9	0	41.67	-	-	-	-	68.2	-26.53	170	105	V
5	* 1.587	41.83	PK-U	28	-35.2	0	34.63	-	-	74	-39.37	-	-	355	309	V
	* 1.586	30.63	ADR	28	-35.2	.19	23.62	54	-30.38	-	-	-	-	355	309	V
3	* 11.859	30.21	PK-U	38.4	-20.8	0	47.81	-	-	74	-26.19	-	-	56	339	H
	* 11.858	20.53	ADR	38.4	-20.8	.19	38.32	54	-15.68	-	-	-	-	56	339	H
6	* 11.085	29.15	PK-U	37.9	-21.8	0	45.25	-	-	74	-28.75	-	-	219	271	V
	* 11.087	20.77	ADR	37.9	-21.8	.19	37.06	54	-16.94	-	-	-	-	219	271	V

* - indicates frequency in CFR47 Pt 15 / IC RSS-Restricted Band
PK-U - U-NII: Maximum Peak
ADR - U-NII AD primary method, RMS average

UL VERIFICATION SERVICES INC.
47173 Benicia Street, Fremont, CA 94538; USA TEL:(510) 319-4000 FAX:(510) 661-0888
This report shall not be reproduced except in full, without the written approval of UL Verification Services Inc.

HIGH CHANNEL RESULTS

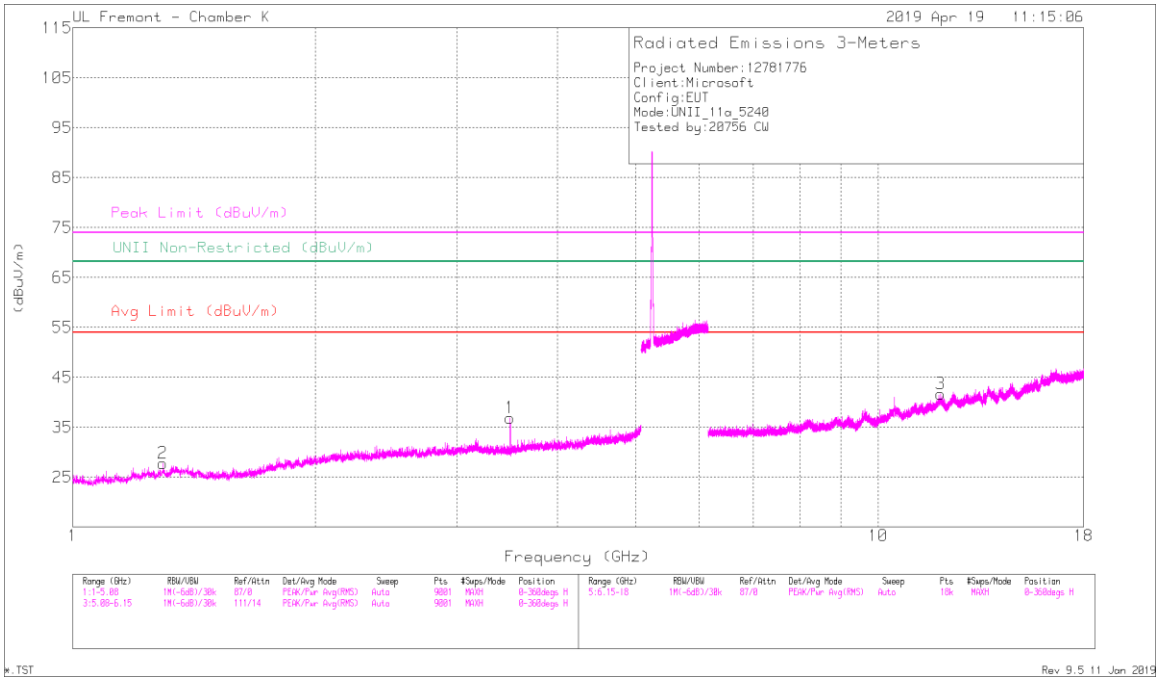

HORIZONTAL

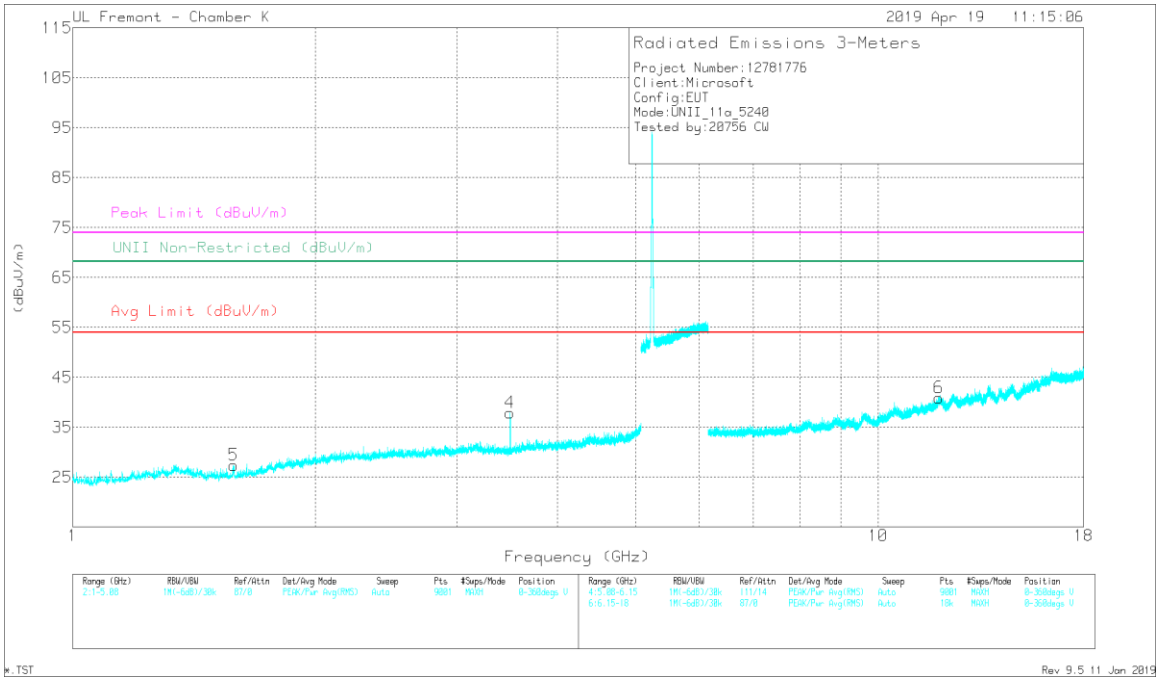

VERTICAL

UL VERIFICATION SERVICES INC.
47173 Benicia Street, Fremont, CA 94538; USA TEL:(510) 319-4000 FAX:(510) 661-0888
This report shall not be reproduced except in full, without the written approval of UL Verification Services Inc.

RADIATED EMISSIONS

Marker	Frequency (GHz)	Meter Reading (dBuV)	Det	AF T344 (dB/m)	Amp/Cbl/Fltr/Pad (dB)	DC Corr (dB)	Corrected Reading (dBuV/m)	Avg Limit (dBuV/m)	Margin (dB)	Peak Limit (dBuV/m)	PK Margin (dB)	UNII Non-Restricted (dBuV/m)	PK Margin (dB)	Azimuth (Degs)	Height (cm)	Polarity
1	3.493	41.46	PK-U	32.6	-32.7	0	41.36	-	-	-	-	68.2	-26.84	7	172	H
2	* 1.294	40.43	PK-U	28.7	-35.3	0	33.83	-	-	74	-40.17	-	-	326	223	H
	* 1.294	30.51	ADR	28.7	-35.3	.19	24.1	54	-29.9	-	-	-	-	326	223	H
4	3.493	41.53	PK-U	32.6	-32.7	0	41.43	-	-	-	-	68.2	-26.77	165	117	V
5	* 1.585	40.57	PK-U	28	-35.2	0	33.37	-	-	74	-40.63	-	-	164	164	V
	* 1.585	30.37	ADR	28	-35.2	.19	23.36	54	-30.64	-	-	-	-	164	164	V
3	* 11.965	28.72	PK-U	38.5	-20.2	0	47.02	-	-	74	-26.98	-	-	64	229	H
	* 11.965	20.06	ADR	38.5	-20.2	.19	38.55	54	-15.45	-	-	-	-	64	229	H
6	* 11.894	29.06	PK-U	38.4	-20.4	0	47.06	-	-	74	-26.94	-	-	322	287	V
	* 11.892	20.4	ADR	38.4	-20.4	.19	38.69	54	-15.31	-	-	-	-	322	287	V

* - indicates frequency in CFR47 Pt 15 / IC RSS-Restricted Band
PK-U - U-NII: Maximum Peak
ADR - U-NII AD primary method, RMS average

UL VERIFICATION SERVICES INC.
47173 Benicia Street, Fremont, CA 94538; USA TEL:(510) 319-4000 FAX:(510) 661-0888
This report shall not be reproduced except in full, without the written approval of UL Verification Services Inc.

1TX Antenna 2 MODE

BANDEDGE (LOW CHANNEL)

HORIZONTAL RESULT

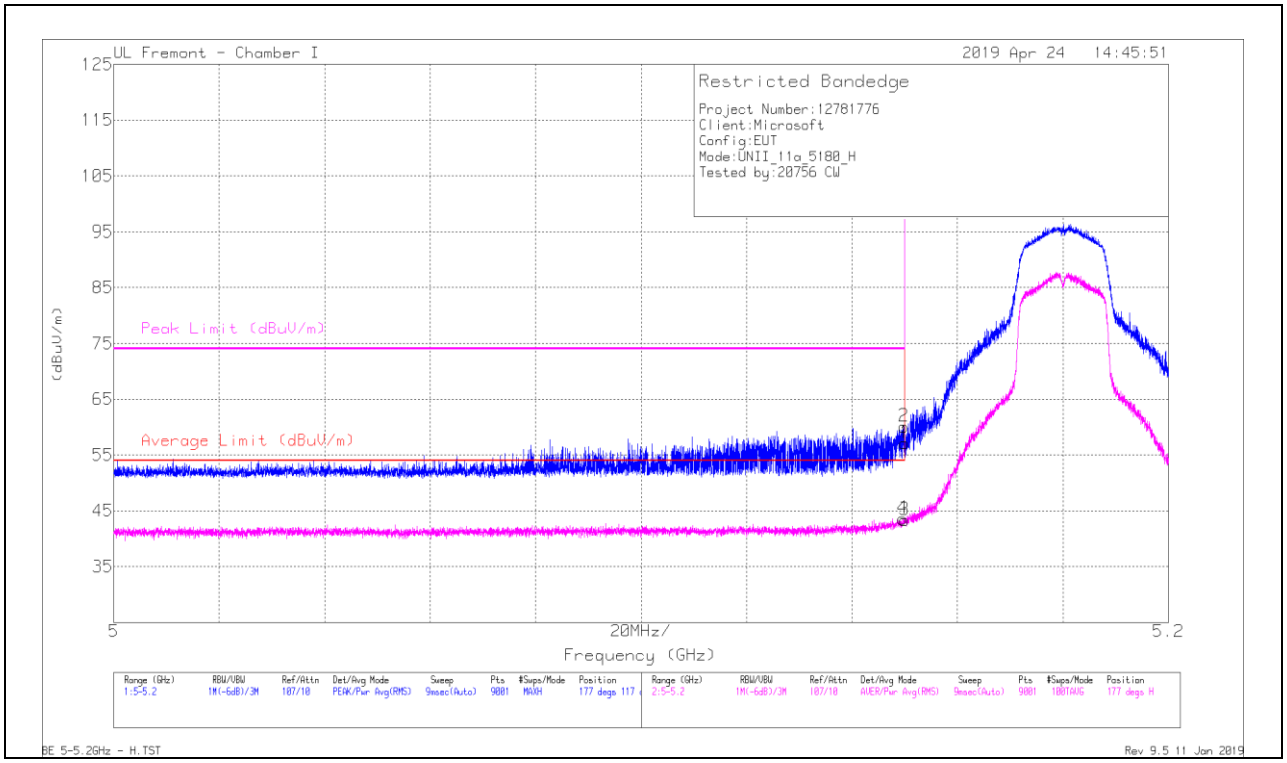

Marker	Frequency (GHz)	Meter Reading (dBuV)	Det	AF T862 (dB/m)	Amp/Cbl/Fltr/Pad (dB)	DC Corr (dB)	Corrected Reading (dBuV/m)	Average Limit (dBuV/m)	Margin (dB)	Peak Limit (dBuV/m)	PK Margin (dB)	Azimuth (Degs)	Height (cm)	Polarity
1	* 5.15	41.7	Pk	34.4	-19	0	57.1	-	-	74	-16.9	177	117	H
2	* 5.15	44.65	Pk	34.4	-19	0	60.05	-	-	74	-13.95	177	117	H
3	* 5.15	27.97	RMS	34.4	-19	.19	43.56	54	-10.44	-	-	177	117	H
4	* 5.15	28.23	RMS	34.4	-19	.19	43.82	54	-10.18	-	-	177	117	H

* - indicates frequency in CFR47 Pt 15 / IC RSS-Restricted Band
Pk - Peak detector
RMS - RMS detection

UL VERIFICATION SERVICES INC.
47173 Benicia Street, Fremont, CA 94538; USA TEL:(510) 319-4000 FAX:(510) 661-0888
This report shall not be reproduced except in full, without the written approval of UL Verification Services Inc.

VERTICAL RESULT

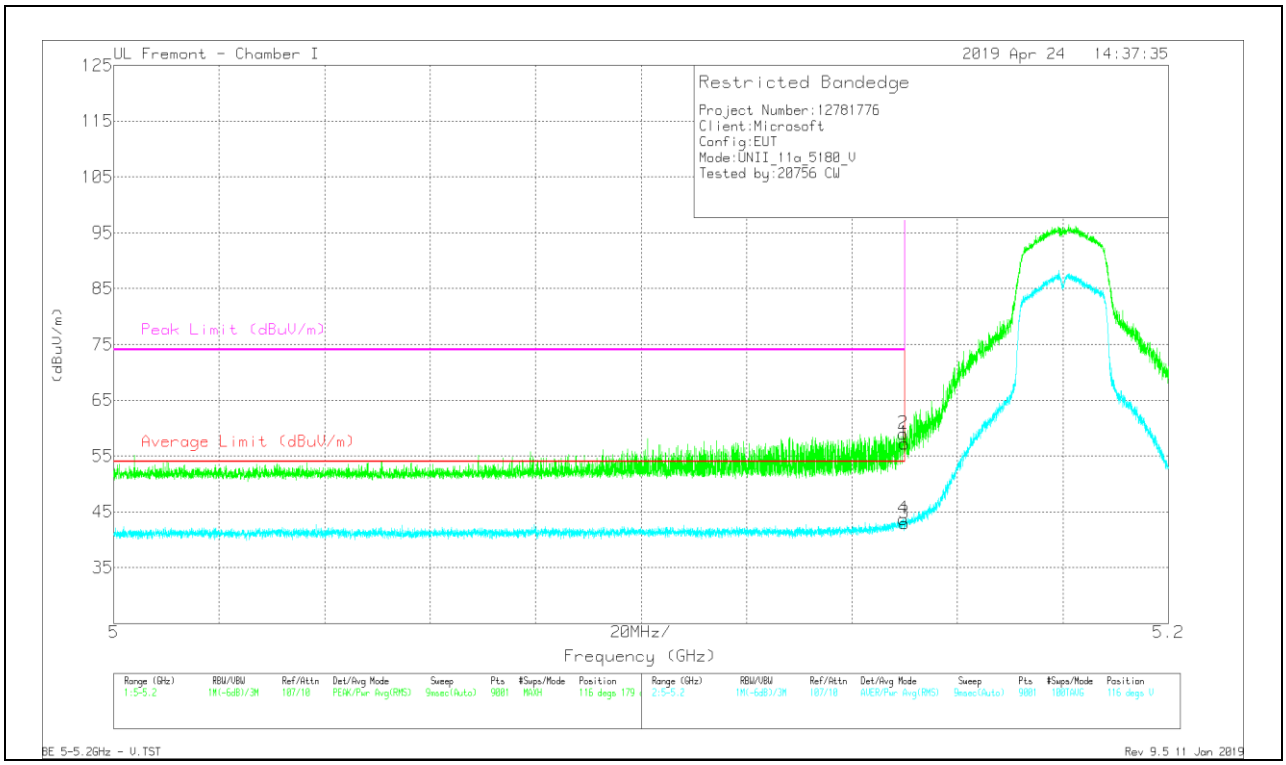

Marker	Frequency (GHz)	Meter Reading (dBuV)	Det	AF T862 (dB/m)	Amp/Cbl/Filt r/Pad (dB)	DC Corr (dB)	Corrected Reading (dBuV/m)	Average Limit (dBuV/m)	Margin (dB)	Peak Limit (dBuV/m)	PK Margin (dB)	Azimuth (Degs)	Height (cm)	Polarity
1	* 5.15	41.87	Pk	34.4	-19	0	57.27	-	-	74	-16.73	116	179	V
2	* 5.15	43.61	Pk	34.4	-19	0	59.01	-	-	74	-14.99	116	179	V
3	* 5.15	27.61	RMS	34.4	-19	.19	43.2	54	-10.8	-	-	116	179	V
4	* 5.15	28.27	RMS	34.4	-19	.19	43.86	54	-10.14	-	-	116	179	V

* - indicates frequency in CFR47 Pt 15 / IC RSS-Restricted Band
Pk - Peak detector
RMS - RMS detection

UL VERIFICATION SERVICES INC.
47173 Benicia Street, Fremont, CA 94538; USA TEL:(510) 319-4000 FAX:(510) 661-0888
This report shall not be reproduced except in full, without the written approval of UL Verification Services Inc.

HARMONICS AND SPURIOUS EMISSIONS

LOW CHANNEL RESULTS

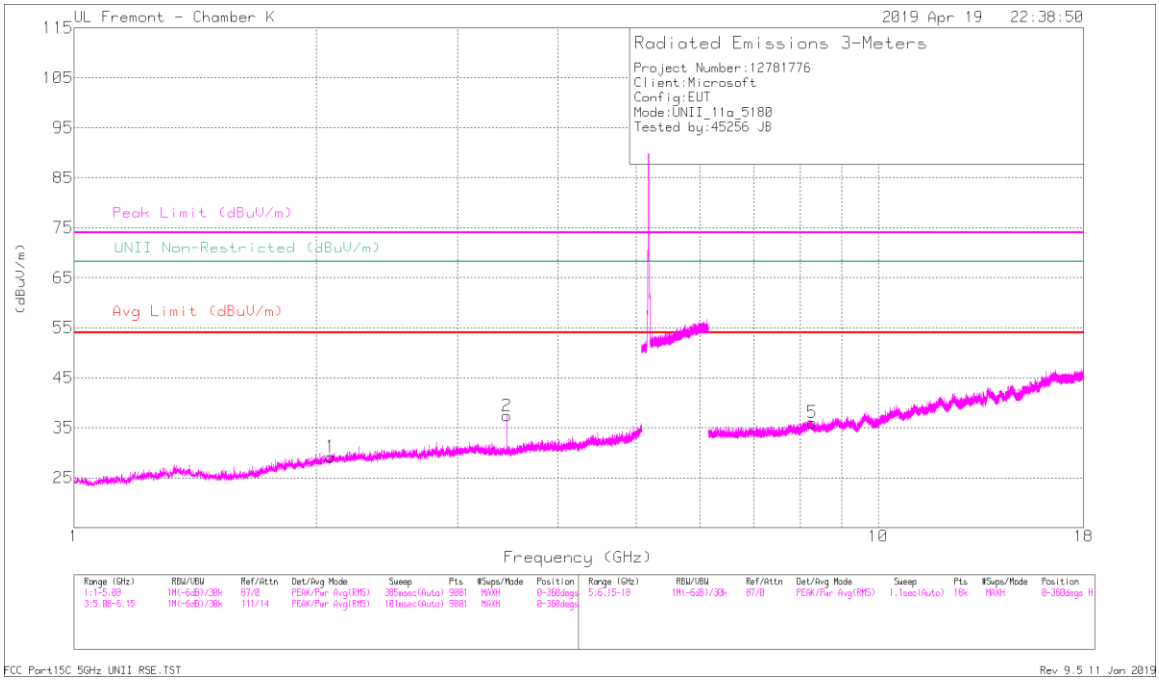

HORIZONTAL

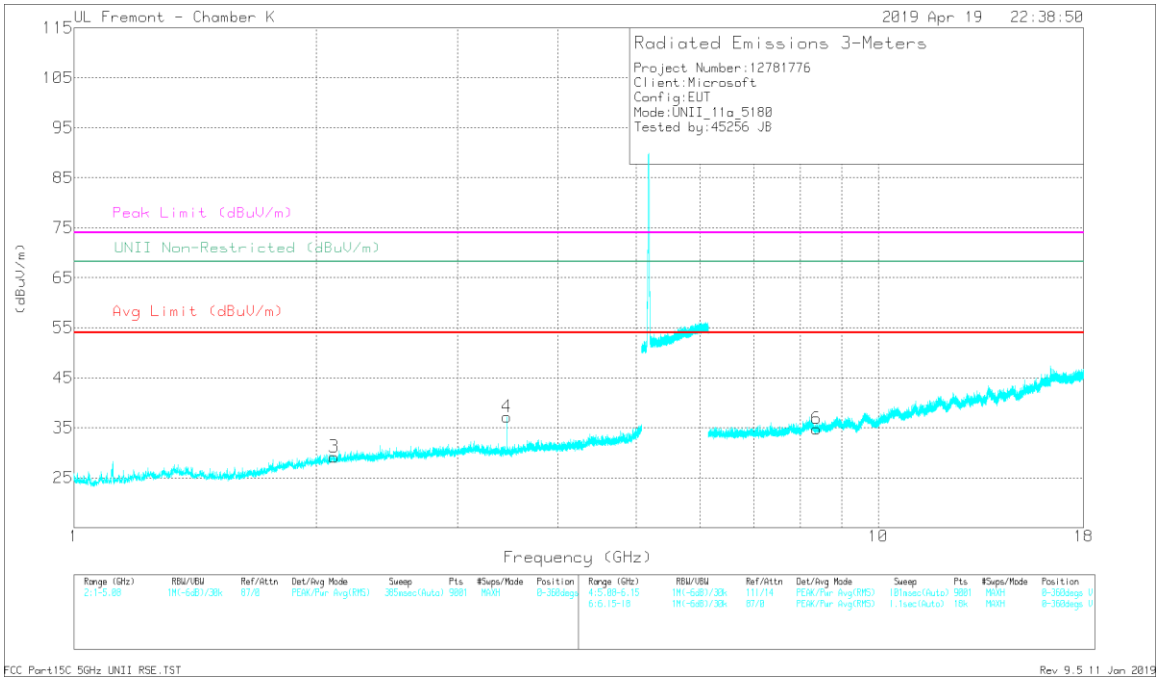

VERTICAL

UL VERIFICATION SERVICES INC.
47173 Benicia Street, Fremont, CA 94538; USA TEL:(510) 319-4000 FAX:(510) 661-0888
This report shall not be reproduced except in full, without the written approval of UL Verification Services Inc.

RADIATED EMISSIONS

Marker	Frequency (GHz)	Meter Reading (dBuV)	Det	AF T344 (dB/m)	Amp/Cbl/Fltr/Pad (dB)	DC Corr (dB)	Corrected Reading (dBuV/m)	Avg Limit (dBuV/m)	Margin (dB)	Peak Limit (dBuV/m)	PK Margin (dB)	UNII Non-Restricted (dBuV/m)	PK Margin (dB)	Azimuth (Degs)	Height (cm)	Polarity
1	2.085	40.08	PK-U	31.5	-35.1	0	36.48	-	-	-	-	68.2	-31.72	208	190	H
2	3.453	41.98	PK-U	32.6	-32.9	0	41.68	-	-	-	-	68.2	-26.52	311	129	H
3	2.104	40.44	PK-U	31.6	-35.1	0	36.94	-	-	-	-	68.2	-31.26	137	318	V
4	3.454	40.94	PK-U	32.6	-32.9	0	40.64	-	-	-	-	68.2	-27.56	332	213	V
5	* 8.278	31.91	PK-U	35.7	-25.1	0	42.51	-	-	74	-31.49	-	-	145	317	H
	* 8.278	23.16	ADR	35.7	-25.1	.19	33.95	54	-20.05	-	-	-	-	145	317	H
6	* 8.382	31.83	PK-U	35.7	-25.3	0	42.23	-	-	74	-31.77	-	-	175	370	V
	* 8.385	22.45	ADR	35.7	-25.3	.19	33.04	54	-20.96	-	-	-	-	175	370	V

* - indicates frequency in CFR47 Pt 15 / IC RSS-Restricted Band
PK-U - U-NII: Maximum Peak
ADR - U-NII AD primary method, RMS average

UL VERIFICATION SERVICES INC.
47173 Benicia Street, Fremont, CA 94538; USA TEL:(510) 319-4000 FAX:(510) 661-0888
This report shall not be reproduced except in full, without the written approval of UL Verification Services Inc.

MID CHANNEL RESULTS

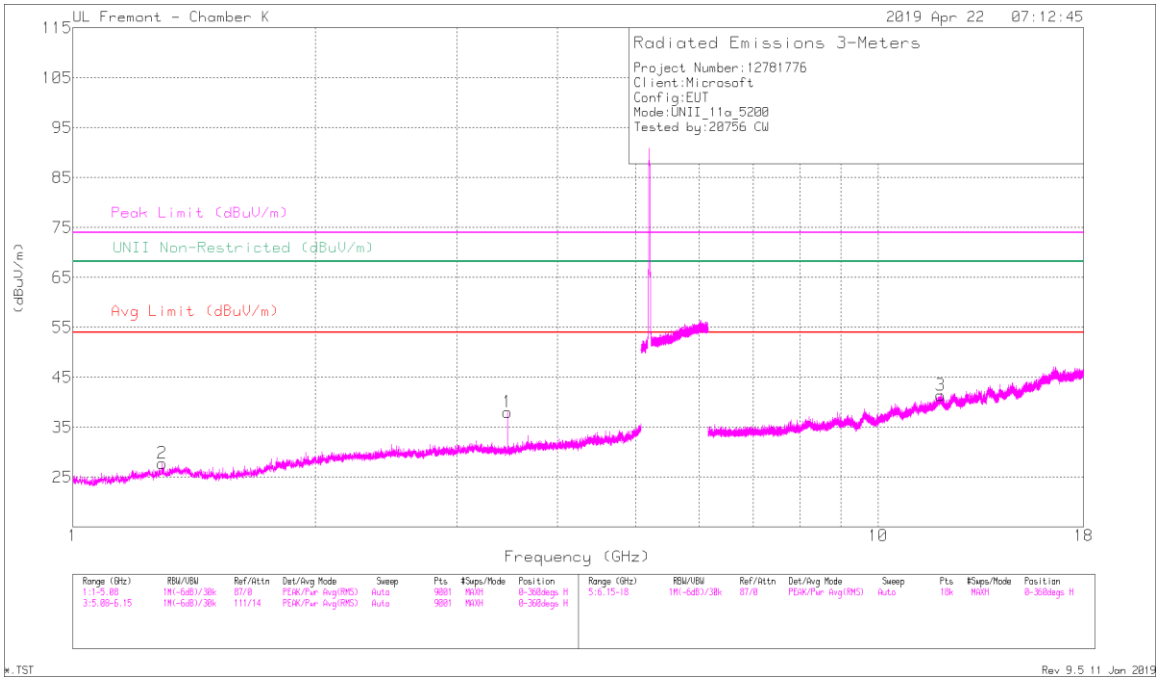

HORIZONTAL

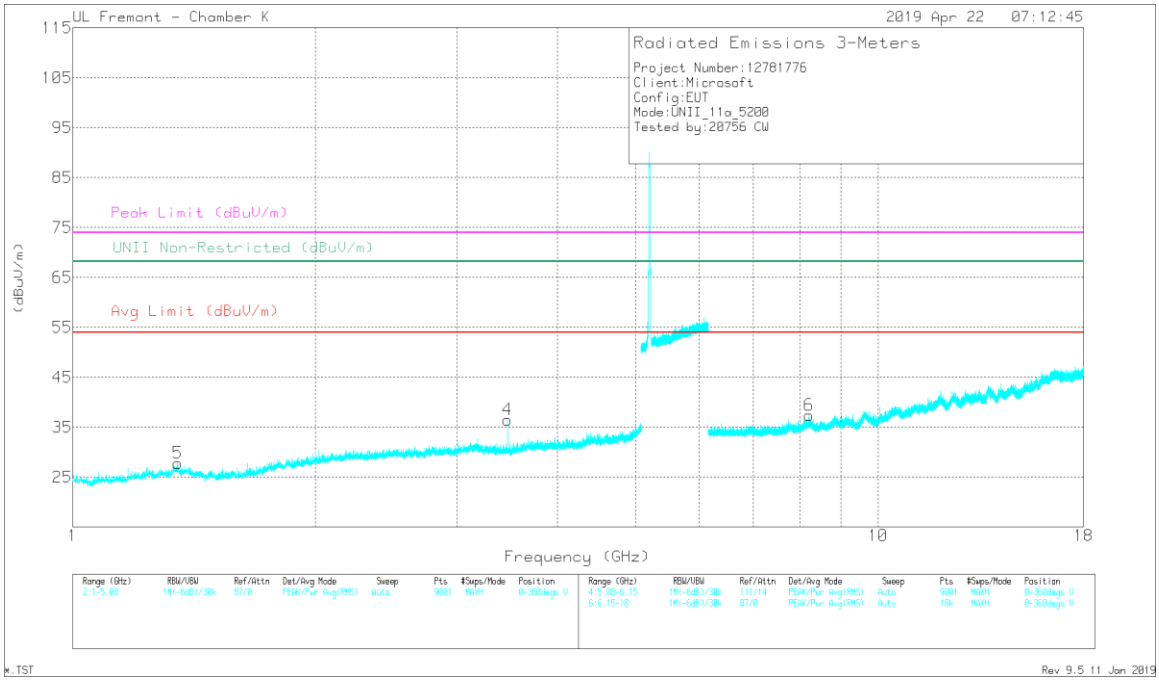

VERTICAL

UL VERIFICATION SERVICES INC.
47173 Benicia Street, Fremont, CA 94538; USA TEL:(510) 319-4000 FAX:(510) 661-0888
This report shall not be reproduced except in full, without the written approval of UL Verification Services Inc.

RADIATED EMISSIONS

Marker	Frequency (GHz)	Meter Reading (dBuV)	Det	AF T344 (dB/m)	Amp/Cbl/Fltr/Pad (dB)	DC Corr (dB)	Corrected Reading (dBuV/m)	Avg Limit (dBuV/m)	Margin (dB)	Peak Limit (dBuV/m)	PK Margin (dB)	UNII Non-Restricted (dBuV/m)	PK Margin (dB)	Azimuth (Degs)	Height (cm)	Polarity
1	3.467	42.56	PK-U	32.6	-32.9	0	42.26	-	-	-	-	68.2	-25.94	329	104	H
2	* 1.292	40.97	PK-U	28.7	-35.3	0	34.37	-	-	74	-39.63	-	-	360	374	H
	* 1.292	30.53	ADR	28.7	-35.3	.19	24.12	54	-29.88	-	-	-	-	360	374	H
4	3.467	41.87	PK-U	32.6	-32.9	0	41.57	-	-	-	-	68.2	-26.63	343	203	V
5	* 1.351	40	PK-U	29.4	-35.3	0	34.1	-	-	74	-39.9	-	-	72	322	V
	* 1.351	30.01	ADR	29.4	-35.3	.19	24.3	54	-29.5	-	-	-	-	72	322	V
3	* 11.953	29.51	PK-U	38.5	-20.2	0	47.81	-	-	74	-26.19	-	-	155	272	H
	* 11.953	20.2	ADR	38.5	-20.2	.19	38.69	54	-15.31	-	-	-	-	155	272	H
6	* 8.209	30.46	PK-U	35.7	-24.8	0	41.36	-	-	74	-32.64	-	-	155	201	V
	* 8.209	23.09	ADR	35.7	-24.8	.19	34.18	54	-19.82	-	-	-	-	155	201	V

* - indicates frequency in CFR47 Pt 15 / IC RSS-Restricted Band
PK-U - U-NII: Maximum Peak
ADR - U-NII AD primary method, RMS average

UL VERIFICATION SERVICES INC.
47173 Benicia Street, Fremont, CA 94538; USA TEL:(510) 319-4000 FAX:(510) 661-0888
This report shall not be reproduced except in full, without the written approval of UL Verification Services Inc.

HIGH CHANNEL RESULTS

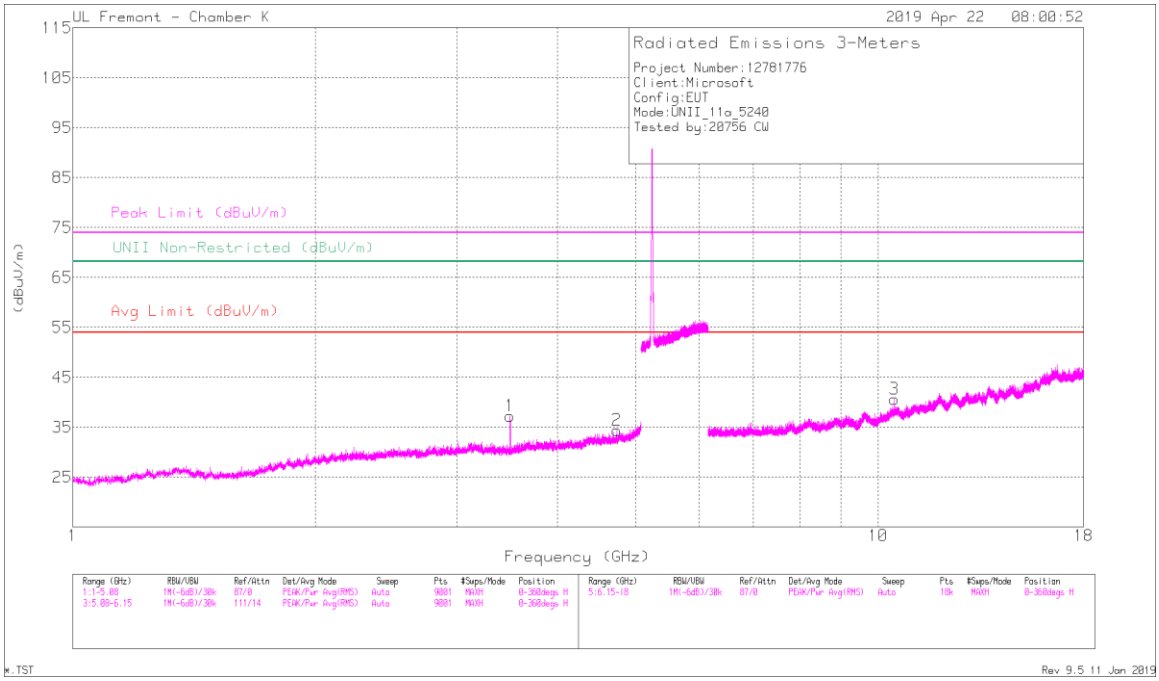

HORIZONTAL

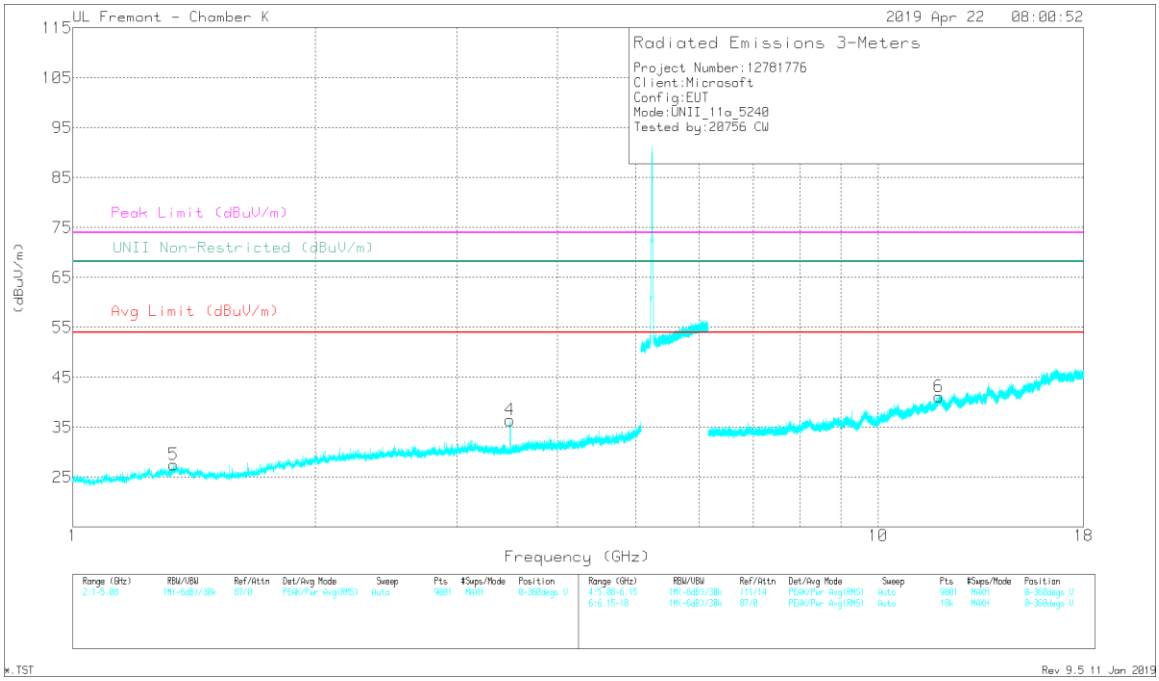

VERTICAL

UL VERIFICATION SERVICES INC.
47173 Benicia Street, Fremont, CA 94538; USA TEL:(510) 319-4000 FAX:(510) 661-0888
This report shall not be reproduced except in full, without the written approval of UL Verification Services Inc.

RADIATED EMISSIONS

Marker	Frequency (GHz)	Meter Reading (dBuV)	Det	AF T344 (dB/m)	Amp/Cbl/Fltr/Pad (dB)	DC Corr (dB)	Corrected Reading (dBuV/m)	Avg Limit (dBuV/m)	Margin (dB)	Peak Limit (dBuV/m)	PK Margin (dB)	UNII Non-Restricted (dBuV/m)	PK Margin (dB)	Azimuth (Degs)	Height (cm)	Polarity
1	3.493	41.8	PK-U	32.6	-32.7	0	41.7	-	-	-	-	68.2	-26.5	321	128	H
2	* 4.737	37.41	PK-U	34.1	-30.5	0	41.01	-	-	74	-32.99	-	-	292	281	H
	* 4.737	26.48	ADR	34.1	-30.5	.19	30.27	54	-23.73	-	-	-	-	292	281	H
4	3.494	39.26	PK-U	32.6	-32.7	0	39.16	-	-	-	-	68.2	-29.04	34	222	V
5	* 1.334	40.5	PK-U	29.2	-35.2	0	34.5	-	-	74	-39.5	-	-	77	173	V
	* 1.335	30.49	ADR	29.2	-35.2	.19	24.68	54	-29.32	-	-	-	-	77	173	V
3	10.477	30.51	PK-U	37.5	-22.9	0	45.11	-	-	-	-	68.2	-23.09	127	146	H
6	* 11.894	27.85	PK-U	38.4	-20.4	0	45.85	-	-	74	-28.15	-	-	161	136	V
	* 11.893	20.43	ADR	38.4	-20.4	.19	38.62	54	-15.38	-	-	-	-	161	136	V

* - indicates frequency in CFR47 Pt 15 / IC RSS-Restricted Band
PK-U - U-NII: Maximum Peak
ADR - U-NII AD primary method, RMS average

UL VERIFICATION SERVICES INC.
47173 Benicia Street, Fremont, CA 94538; USA TEL:(510) 319-4000 FAX:(510) 661-0888
This report shall not be reproduced except in full, without the written approval of UL Verification Services Inc.

9.1.2. TX ABOVE 1 GHz 802.11n HT20 MODE IN THE 5.2 GHz BAND

1TX Antenna 1 MODE

BANDEDGE (LOW CHANNEL)

HORIZONTAL RESULT

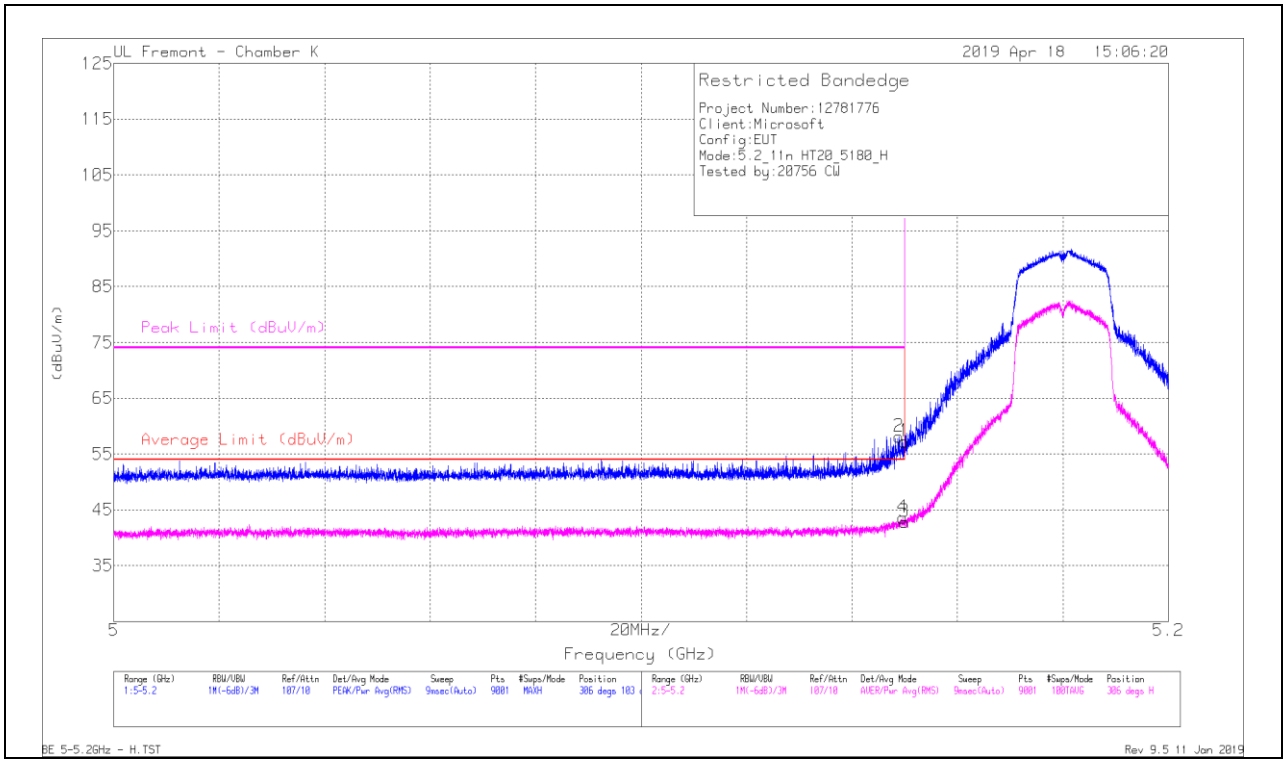

Marker	Frequency (GHz)	Meter Reading (dBuV)	Det	AF T344 (dB/m)	Amp/Cbl/Fltr/Pad (dB)	DC Corr (dB)	Corrected Reading (dBuV/m)	Average Limit (dBuV/m)	Margin (dB)	Peak Limit (dBuV/m)	PK Margin (dB)	Azimuth (Degs)	Height (cm)	Polarity
1	* 5.15	42.96	Pk	34.4	-20.1	0	57.26	-	-	74	-16.74	306	103	H
2	* 5.149	43.82	Pk	34.4	-20.1	0	58.12	-	-	74	-15.88	306	103	H
3	* 5.15	28.3	RMS	34.4	-20.1	.2	42.8	54	-11.2	-	-	306	103	H
4	* 5.15	29.06	RMS	34.4	-20.1	.2	43.56	54	-10.44	-	-	306	103	H

* - indicates frequency in CFR47 Pt 15 / IC RSS-Restricted Band
Pk - Peak detector
RMS - RMS detection

UL VERIFICATION SERVICES INC.
47173 Benicia Street, Fremont, CA 94538; USA TEL:(510) 319-4000 FAX:(510) 661-0888
This report shall not be reproduced except in full, without the written approval of UL Verification Services Inc.

VERTICAL RESULT

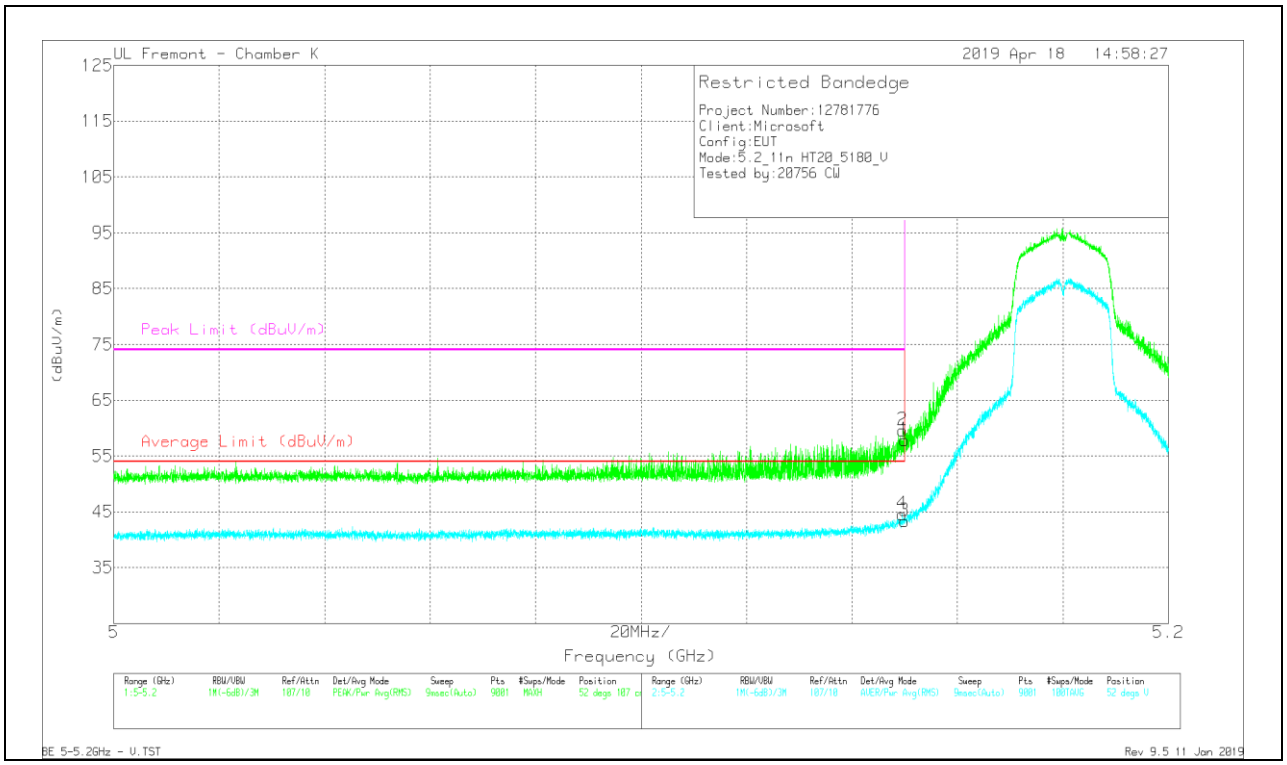

Marker	Frequency (GHz)	Meter Reading (dBuV)	Det	AF T344 (dB/m)	Amp/Cbl/Fltr/Pad (dB)	DC Corr (dB)	Corrected Reading (dBuV/m)	Average Limit (dBuV/m)	Margin (dB)	Peak Limit (dBuV/m)	PK Margin (dB)	Azimuth (Degs)	Height (cm)	Polarity
1	*5.15	43.53	Pk	34.4	-20.1	0	57.83	-	-	74	-16.17	52	107	V
2	*5.15	45.27	Pk	34.4	-20.1	0	59.57	-	-	74	-14.43	52	107	V
3	*5.15	28.81	RMS	34.4	-20.1	.2	43.31	54	-10.69	-	-	52	107	V
4	*5.15	30.07	RMS	34.4	-20.1	.2	44.57	54	-9.43	-	-	52	107	V

* - indicates frequency in CFR47 Pt 15 / IC RSS-Restricted Band
Pk - Peak detector
RMS - RMS detection

UL VERIFICATION SERVICES INC.
47173 Benicia Street, Fremont, CA 94538; USA TEL:(510) 319-4000 FAX:(510) 661-0888
This report shall not be reproduced except in full, without the written approval of UL Verification Services Inc.

HARMONICS AND SPURIOUS EMISSIONS

LOW CHANNEL RESULTS

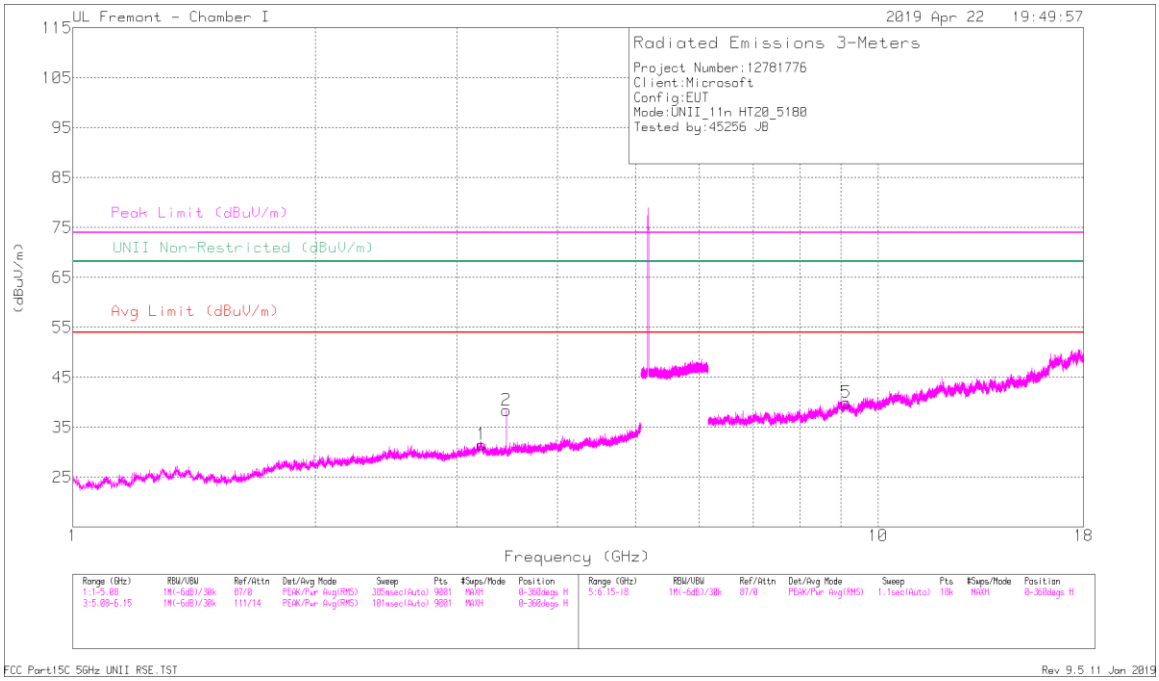

HORIZONTAL

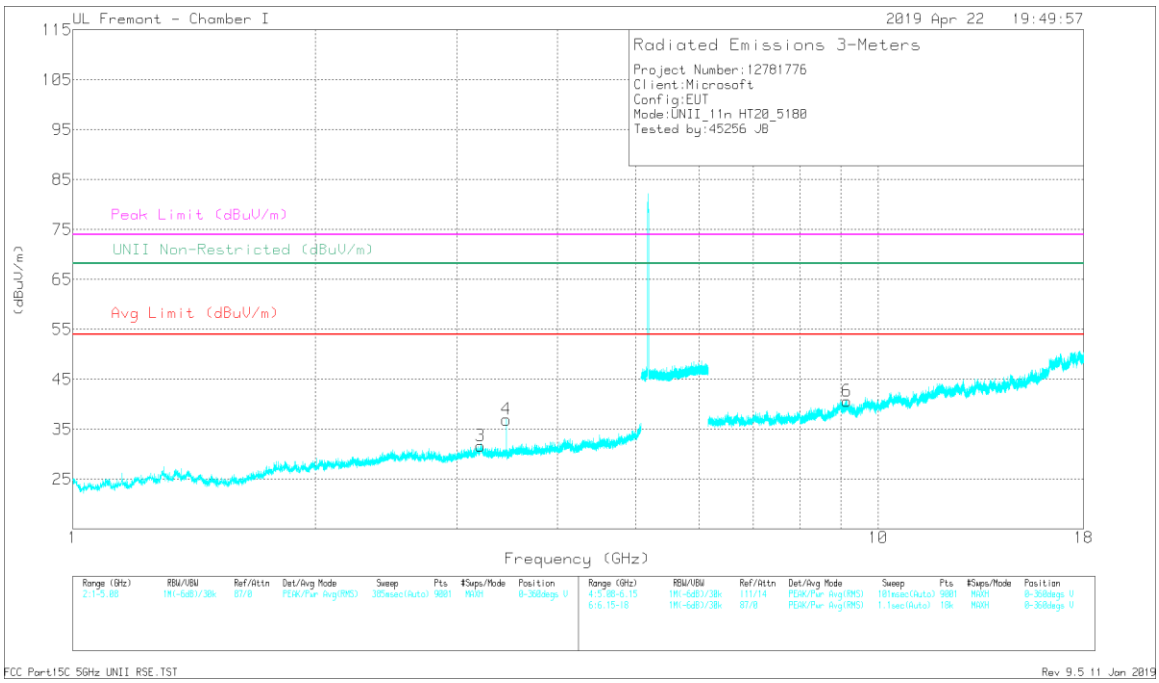

VERTICAL

UL VERIFICATION SERVICES INC.
47173 Benicia Street, Fremont, CA 94538; USA TEL:(510) 319-4000 FAX:(510) 661-0888
This report shall not be reproduced except in full, without the written approval of UL Verification Services Inc.

RADIATED EMISSIONS

Marker	Frequency (GHz)	Meter Reading (dBuV)	Det	AF T862 (dB/m)	Amp/Cbl/Fltr/Pad (dB)	DC Corr (dB)	Corrected Reading (dBuV/m)	Avg Limit (dBuV/m)	Margin (dB)	Peak Limit (dBuV/m)	PK Margin (dB)	UNII Non-Restricted (dBuV/m)	PK Margin (dB)	Azimuth (Degs)	Height (cm)	Polarity
1	3.221	35.13	PK-U	33.2	-29.8	0	38.53	-	-	-	-	68.2	-29.67	96	120	H
2	3.453	38.69	PK-U	32.7	-30.4	0	40.99	-	-	-	-	68.2	-27.21	240	196	H
3	3.209	35.54	PK-U	33.6	-29.8	0	39.34	-	-	-	-	68.2	-28.86	103	363	V
4	3.453	38.23	PK-U	32.7	-30.4	0	40.53	-	-	-	-	68.2	-27.67	320	102	V
5	* 9.134	28.66	PK-U	36.3	-17.7	0	47.26	-	-	74	-26.74	-	-	38	352	H
	* 9.135	19.32	ADR	36.3	-17.7	.2	38.12	54	-15.88	-	-	-	-	38	352	H
6	* 9.148	29.26	PK-U	36.4	-17.7	0	47.96	-	-	74	-26.04	-	-	75	151	V
	* 9.145	19.05	ADR	36.4	-17.7	.2	37.95	54	-16.05	-	-	-	-	75	151	V

* - indicates frequency in CFR47 Pt 15 / IC RSS-Restricted Band
PK-U - U-NII: Maximum Peak
ADR - U-NII AD primary method, RMS average

UL VERIFICATION SERVICES INC.
47173 Benicia Street, Fremont, CA 94538; USA TEL:(510) 319-4000 FAX:(510) 661-0888
This report shall not be reproduced except in full, without the written approval of UL Verification Services Inc.

MID CHANNEL RESULTS

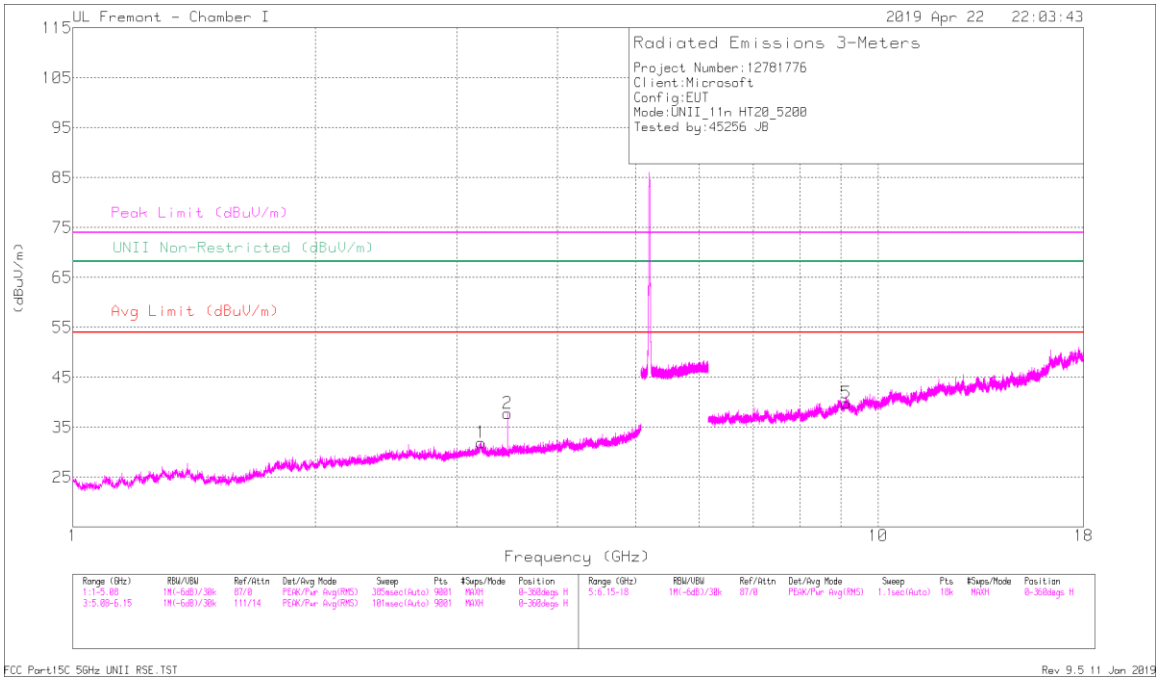

HORIZONTAL

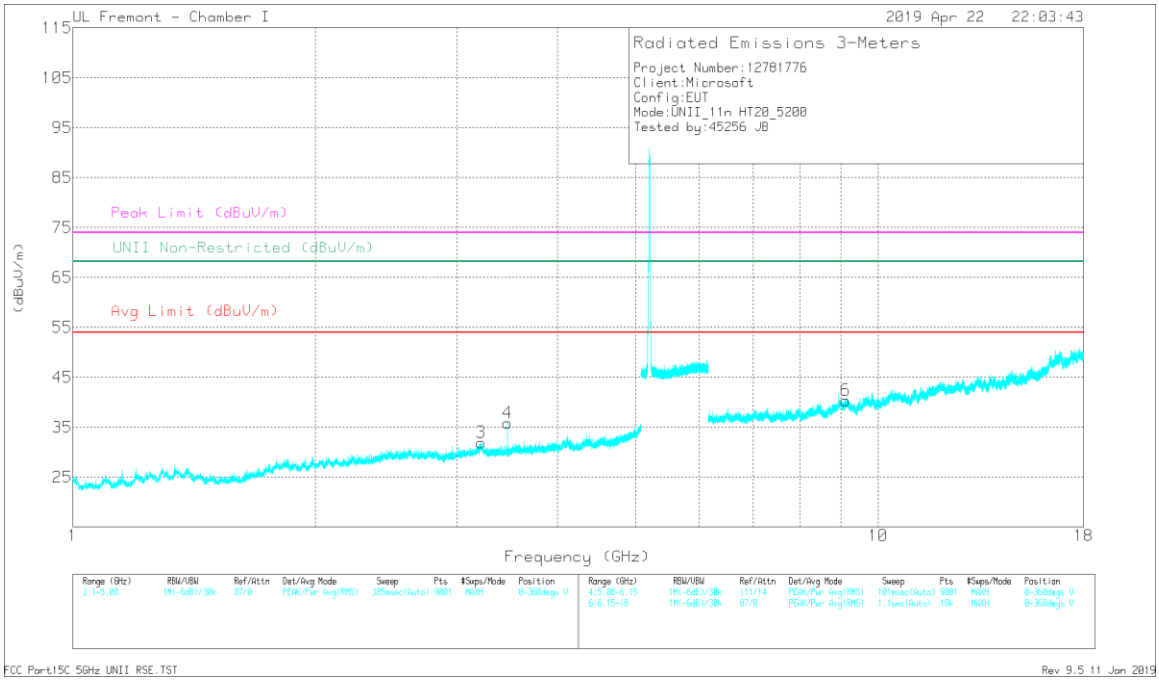

VERTICAL

UL VERIFICATION SERVICES INC.
47173 Benicia Street, Fremont, CA 94538; USA TEL:(510) 319-4000 FAX:(510) 661-0888
This report shall not be reproduced except in full, without the written approval of UL Verification Services Inc.

RADIATED EMISSIONS

Marker	Frequency (GHz)	Meter Reading (dBuV)	Det	AF T862 (dB/m)	Amp/Cbl/Fltr/Pad (dB)	DC Corr (dB)	Corrected Reading (dBuV/m)	Avg Limit (dBuV/m)	Margin (dB)	Peak Limit (dBuV/m)	PK Margin (dB)	UNII Non-Restricted (dBuV/m)	PK Margin (dB)	Azimuth (Degs)	Height (cm)	Polarity
1	3.215	35.58	PK-U	33.5	-29.8	0	39.28	-	-	-	-	68.2	-28.92	308	236	H
2	3.467	39.43	PK-U	32.7	-30.6	0	41.53	-	-	-	-	68.2	-26.67	103	115	H
3	3.211	35.48	PK-U	33.7	-29.8	0	39.38	-	-	-	-	68.2	-28.82	112	373	V
4	3.467	38.24	PK-U	32.7	-30.6	0	40.34	-	-	-	-	68.2	-27.86	322	386	V
5	* 9.135	28.96	PK-U	36.3	-17.7	0	47.56	-	-	74	-26.44	-	-	35	158	H
	* 9.137	19.49	ADR	36.3	-17.7	.2	38.29	54	-15.71	-	-	-	-	35	158	H
6	* 9.121	29.66	PK-U	36.4	-17.9	0	48.16	-	-	74	-25.84	-	-	68	221	V
	* 9.121	19.2	ADR	36.4	-17.9	.2	37.9	54	-16.1	-	-	-	-	68	221	V

* - indicates frequency in CFR47 Pt 15 / IC RSS-Restricted Band
PK-U - U-NII: Maximum Peak
ADR - U-NII AD primary method, RMS average

UL VERIFICATION SERVICES INC.
47173 Benicia Street, Fremont, CA 94538; USA TEL:(510) 319-4000 FAX:(510) 661-0888
This report shall not be reproduced except in full, without the written approval of UL Verification Services Inc.

HIGH CHANNEL RESULTS

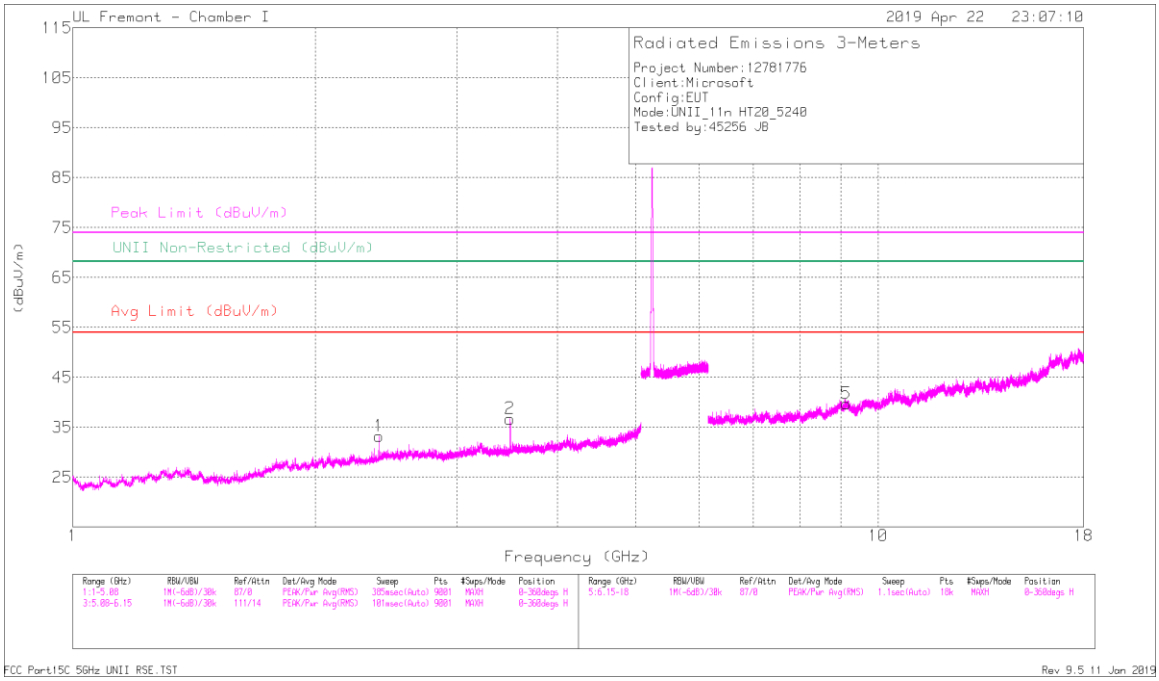

HORIZONTAL

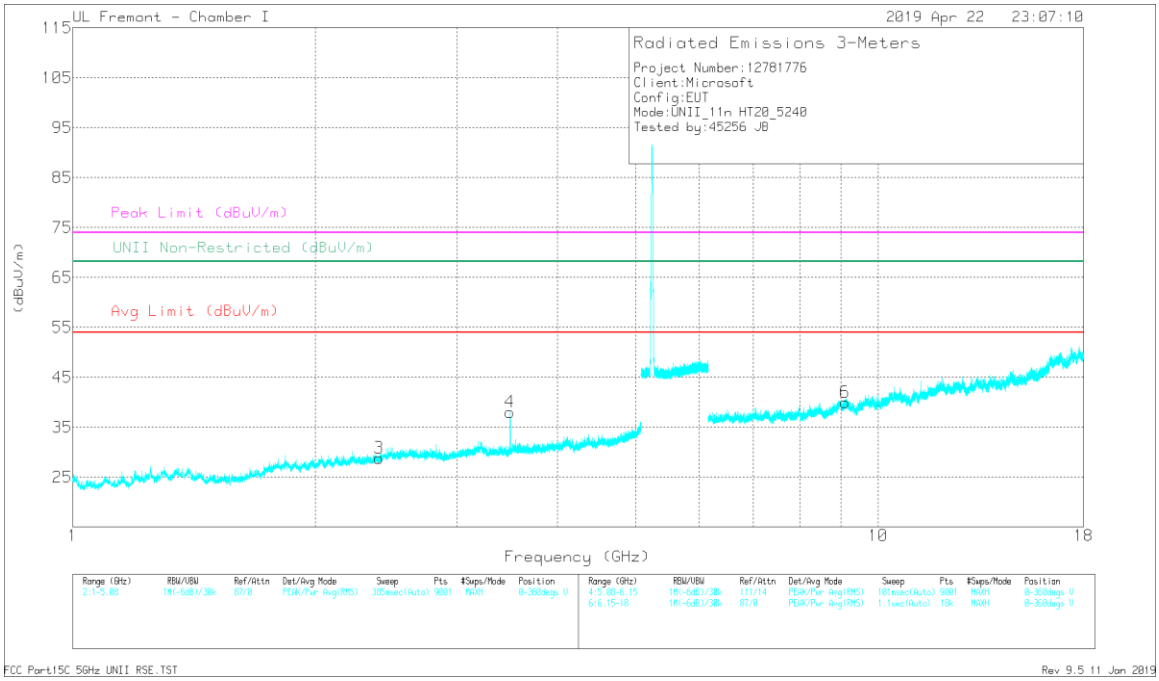

VERTICAL

UL VERIFICATION SERVICES INC.
47173 Benicia Street, Fremont, CA 94538; USA TEL:(510) 319-4000 FAX:(510) 661-0888
This report shall not be reproduced except in full, without the written approval of UL Verification Services Inc.

RADIATED EMISSIONS

Marker	Frequency (GHz)	Meter Reading (dBuV)	Det	AF T862 (dB/m)	Amp/Cbl/Fltr/Pad (dB)	DC Corr (dB)	Corrected Reading (dBuV/m)	Avg Limit (dBuV/m)	Margin (dB)	Peak Limit (dBuV/m)	PK Margin (dB)	UNII Non-Restricted (dBuV/m)	PK Margin (dB)	Azimuth (Degs)	Height (cm)	Polarity
1	2.403	36.73	PK-U	32	-31.9	0	36.83	-	-	-	-	68.2	-31.37	244	181	H
2	3.493	38.8	PK-U	32.8	-30.3	0	41.3	-	-	-	-	68.2	-26.9	238	267	H
3	2.403	37.23	PK-U	32	-31.9	0	37.33	-	-	-	-	68.2	-30.87	335	331	V
4	3.493	39	PK-U	32.8	-30.3	0	41.5	-	-	-	-	68.2	-26.7	311	300	V
5	* 9.137	28.85	PK-U	36.3	-17.7	0	47.45	-	-	74	-26.55	-	-	286	151	H
	* 9.134	19.08	ADR	36.3	-17.7	.2	37.88	54	-16.12	-	-	-	-	286	151	H
6	* 9.099	28.47	PK-U	36.3	-18.1	0	46.67	-	-	74	-27.33	-	-	142	253	V
	* 9.1	19.02	ADR	36.3	-18.2	.2	37.32	54	-16.68	-	-	-	-	142	253	V

* - indicates frequency in CFR47 Pt 15 / IC RSS-Restricted Band
PK-U - U-NII: Maximum Peak
ADR - U-NII AD primary method, RMS average

UL VERIFICATION SERVICES INC.
47173 Benicia Street, Fremont, CA 94538; USA TEL:(510) 319-4000 FAX:(510) 661-0888
This report shall not be reproduced except in full, without the written approval of UL Verification Services Inc.

1TX Antenna 2 MODE

BANDEDGE (LOW CHANNEL)

HORIZONTAL RESULT

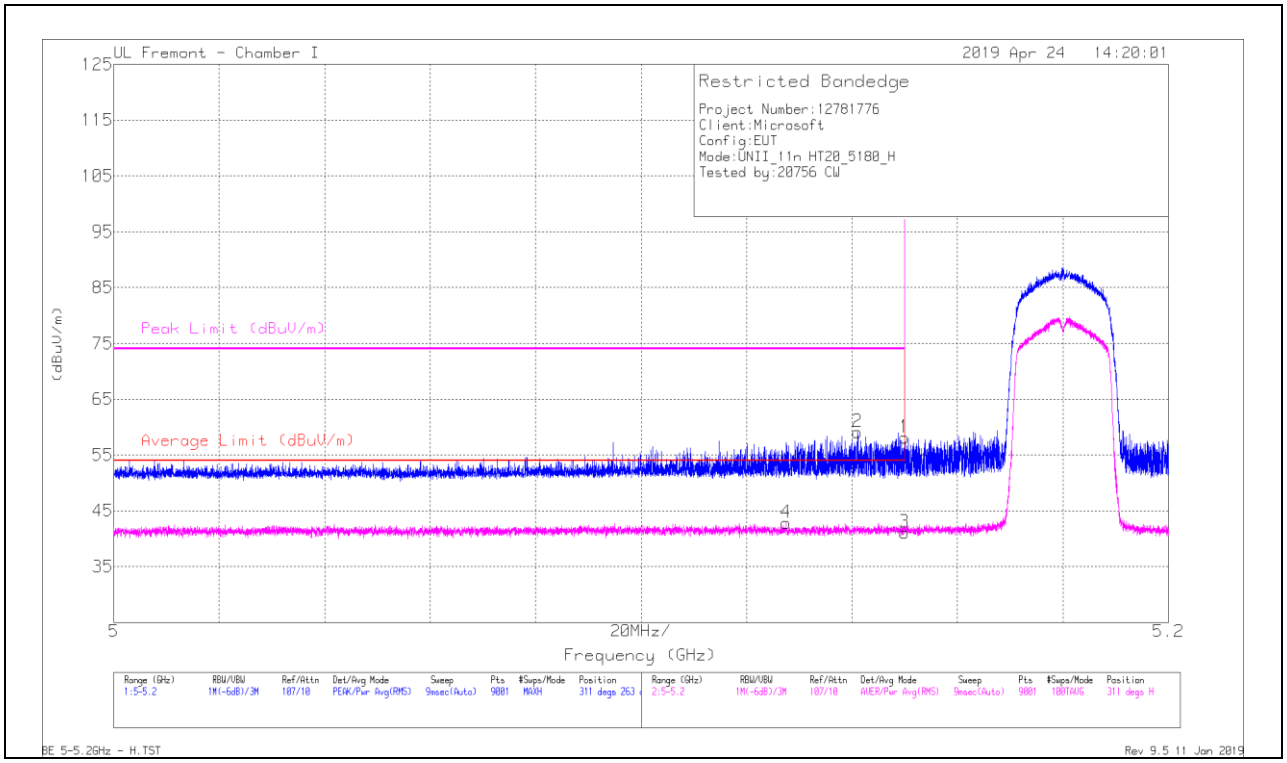

Marker	Frequency (GHz)	Meter Reading (dBuV)	Det	AF T862 (dB/m)	Amp/Cbl/Fltr/Pad (dB)	DC Corr (dB)	Corrected Reading (dBuV/m)	Average Limit (dBuV/m)	Margin (dB)	Peak Limit (dBuV/m)	PK Margin (dB)	Azimuth (Degs)	Height (cm)	Polarity
1	* 5.15	42.69	Pk	34.4	-19	0	58.09	-	-	74	-15.91	311	263	H
2	* 5.141	43.7	Pk	34.4	-19	0	59.1	-	-	74	-14.9	311	263	H
3	* 5.15	25.55	RMS	34.4	-19	.2	41.15	54	-12.85	-	-	311	263	H
4	* 5.127	27.24	RMS	34.3	-18.9	.2	42.84	54	-11.16	-	-	311	263	H

* - indicates frequency in CFR47 Pt 15 / IC RSS-Restricted Band
Pk - Peak detector
RMS - RMS detection

UL VERIFICATION SERVICES INC.
47173 Benicia Street, Fremont, CA 94538; USA TEL:(510) 319-4000 FAX:(510) 661-0888
This report shall not be reproduced except in full, without the written approval of UL Verification Services Inc.

VERTICAL RESULT

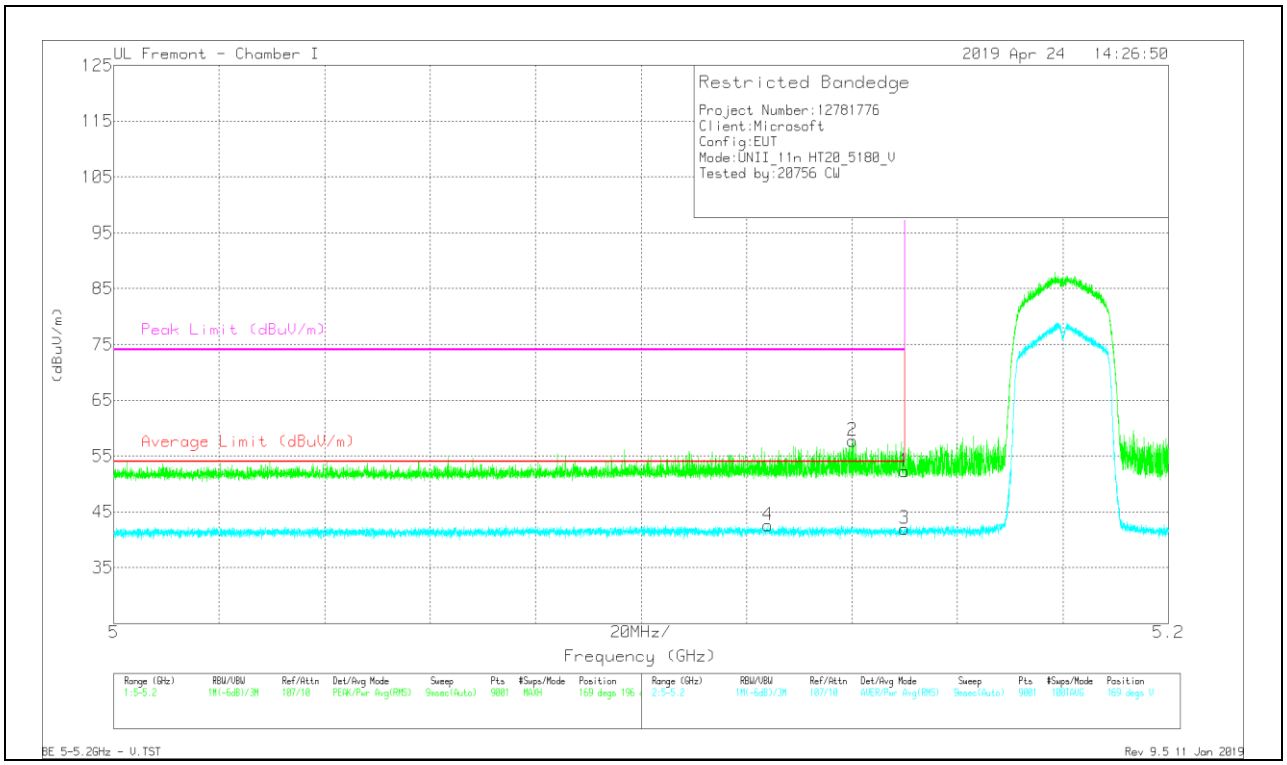

Marker	Frequency (GHz)	Meter Reading (dBuV)	Det	AF T862 (dB/m)	Amp/Cbl/Fltr/Pad (dB)	DC Corr (dB)	Corrected Reading (dBuV/m)	Average Limit (dBuV/m)	Margin (dB)	Peak Limit (dBuV/m)	PK Margin (dB)	Azimuth (Degs)	Height (cm)	Polarity
1	* 5.15	36.9	Pk	34.4	-19	0	52.3	-	-	74	-21.7	169	196	V
2	* 5.14	42.29	Pk	34.4	-19	0	57.69	-	-	74	-16.31	169	196	V
3	* 5.15	26.33	RMS	34.4	-19	.2	41.93	54	-12.07	-	-	169	196	V
4	* 5.124	26.98	RMS	34.4	-19	.2	42.58	54	-11.42	-	-	169	196	V

* - indicates frequency in CFR47 Pt 15 / IC RSS-Restricted Band
Pk - Peak detector
RMS - RMS detection

UL VERIFICATION SERVICES INC.
47173 Benicia Street, Fremont, CA 94538; USA TEL:(510) 319-4000 FAX:(510) 661-0888
This report shall not be reproduced except in full, without the written approval of UL Verification Services Inc.

HARMONICS AND SPURIOUS EMISSIONS

LOW CHANNEL RESULTS

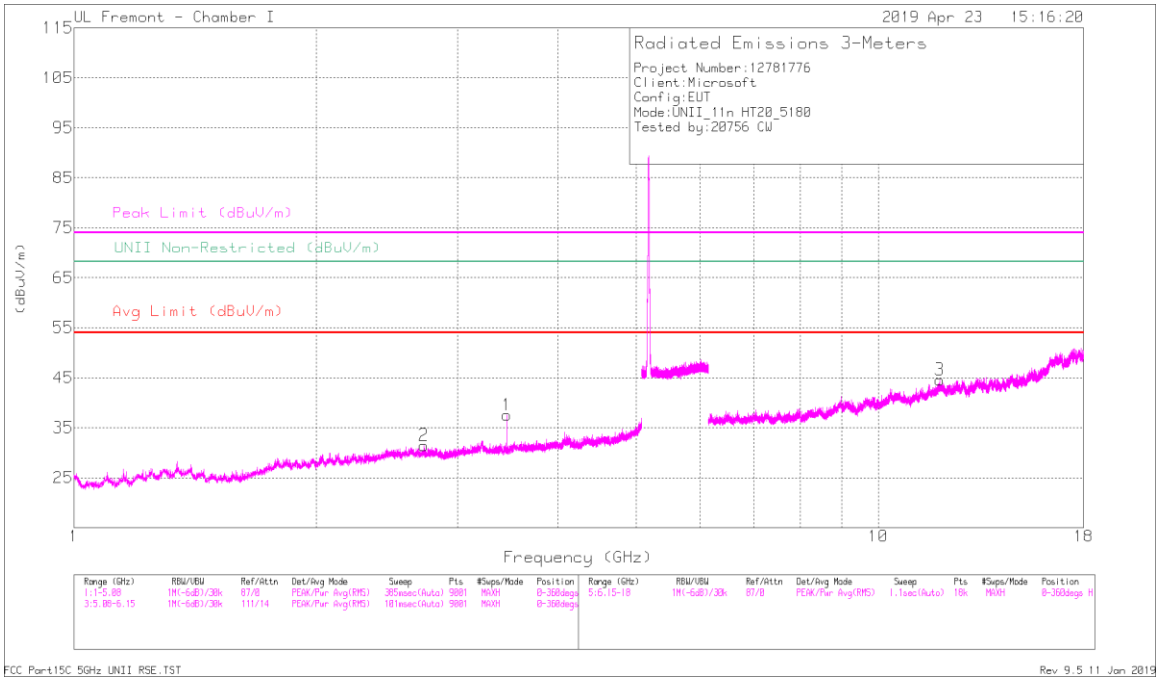

HORIZONTAL

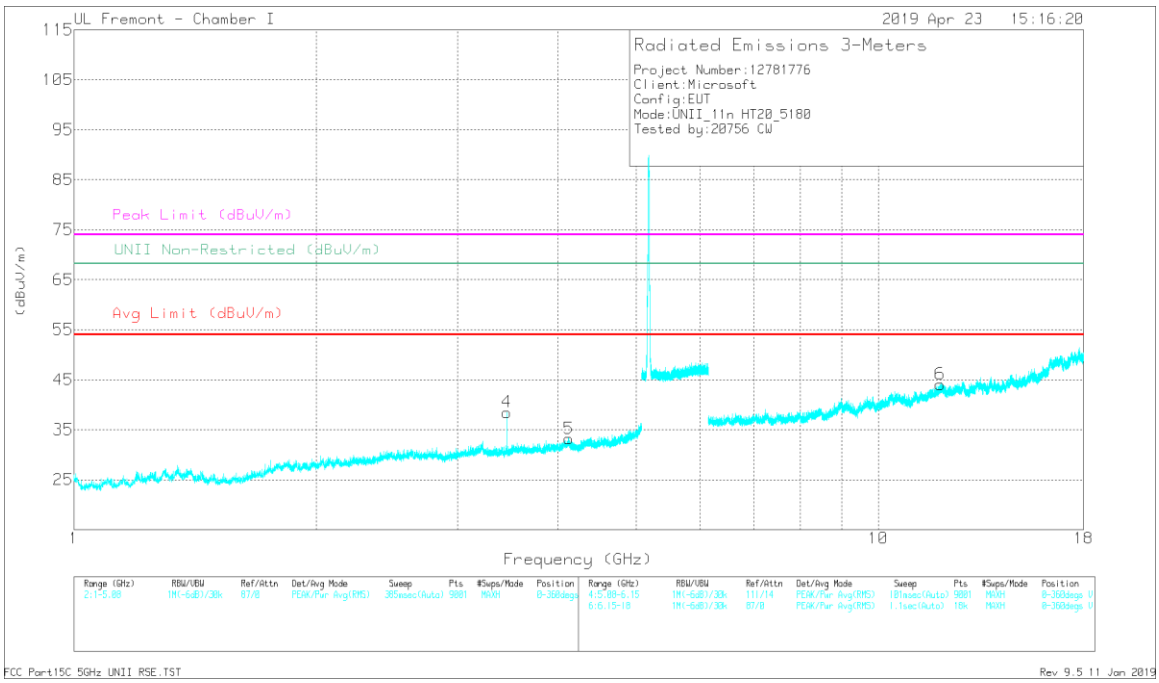

VERTICAL

UL VERIFICATION SERVICES INC.
47173 Benicia Street, Fremont, CA 94538; USA TEL:(510) 319-4000 FAX:(510) 661-0888
This report shall not be reproduced except in full, without the written approval of UL Verification Services Inc.