VERTICAL RESULT

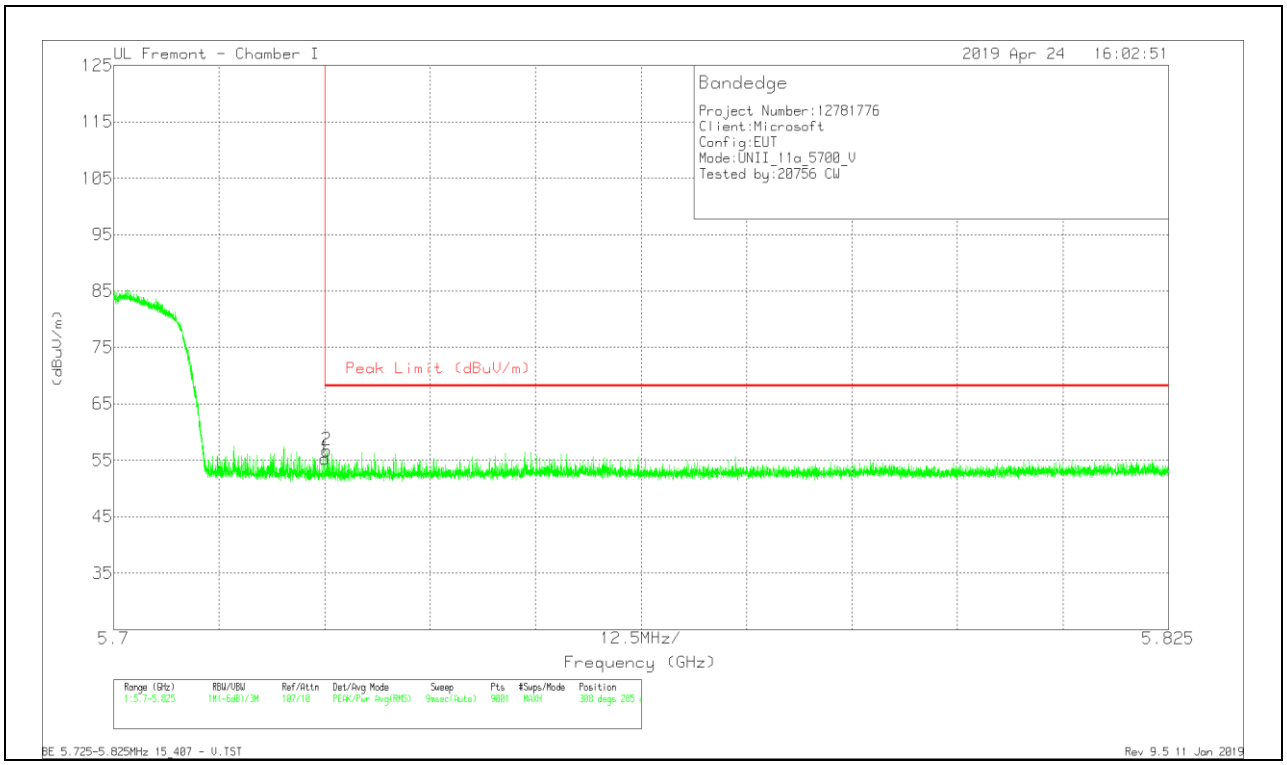

Marker	Frequency (GHz)	Meter Reading (dBuV)	Det	AF T862 (dB/m)	Amp/Cbl/Fltr/ Pad (dB)	Corrected Reading (dBuV/m)	Peak Limit (dBuV/m)	PK Margin (dB)	Azimuth (Degs)	Height (cm)	Polarity
1	5.725	38.81	Pk	35	-18.5	55.31	68.2	-12.89	308	285	V
2	5.725	40.3	Pk	35	-18.5	56.8	68.2	-11.4	308	285	V

* - indicates frequency in CFR47 Pt 15 / IC RSS-Restricted Band
Pk - Peak detector

UL VERIFICATION SERVICES INC.
47173 Benicia Street, Fremont, CA 94538; USA TEL:(510) 319-4000 FAX:(510) 661-0888
This report shall not be reproduced except in full, without the written approval of UL Verification Services Inc.

HARMONICS AND SPURIOUS EMISSIONS

LOW CHANNEL RESULTS

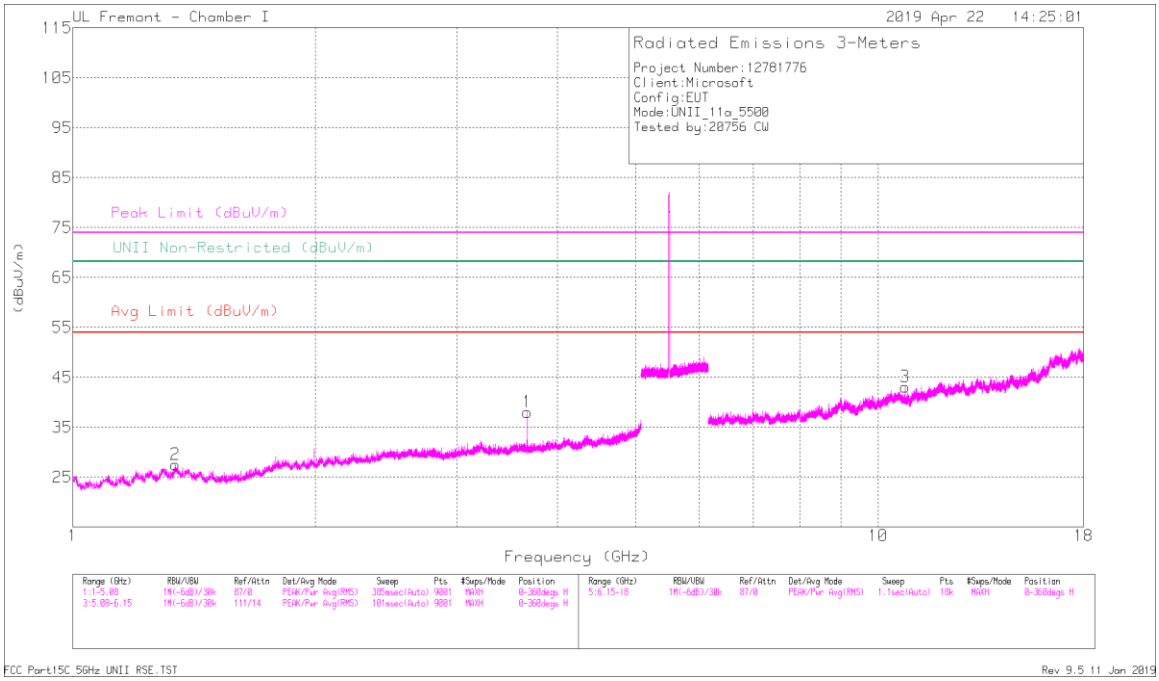

HORIZONTAL

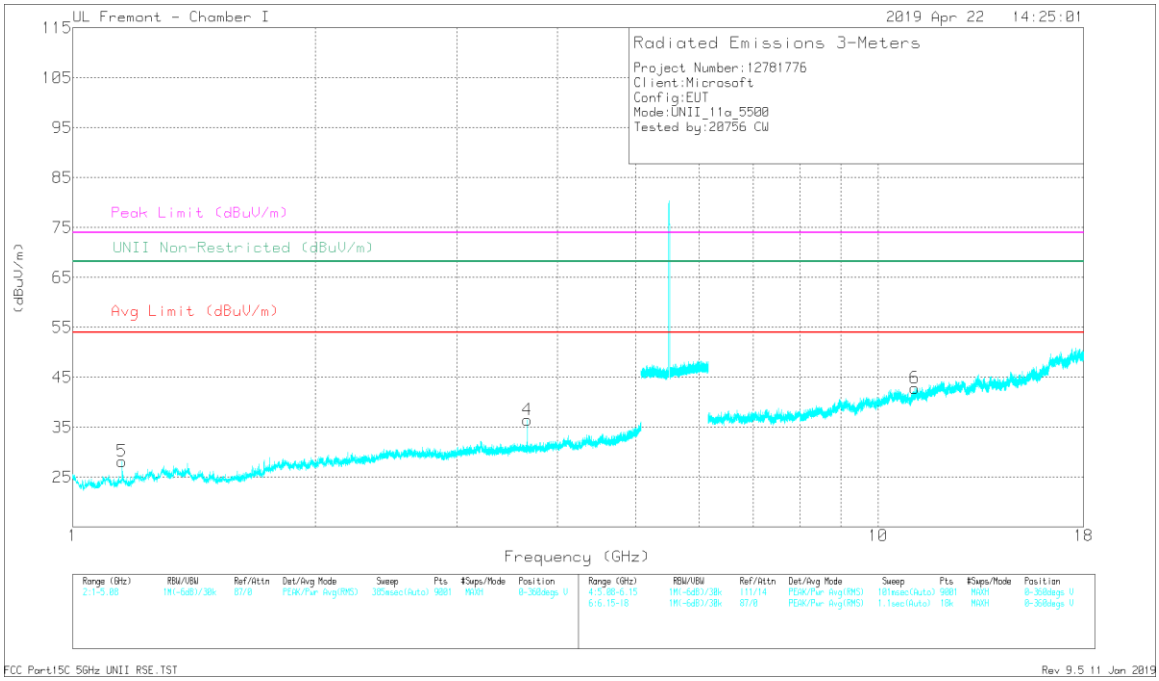

VERTICAL

UL VERIFICATION SERVICES INC.
47173 Benicia Street, Fremont, CA 94538; USA TEL:(510) 319-4000 FAX:(510) 661-0888
This report shall not be reproduced except in full, without the written approval of UL Verification Services Inc.

RADIATED EMISSIONS

Marker	Frequency (GHz)	Meter Reading (dBuV)	Det	AF T862 (dB/m)	Amp/Cbl/Fltr/Pad (dB)	DC Corr (dB)	Corrected Reading (dBuV/m)	Avg Limit (dBuV/m)	Margin (dB)	Peak Limit (dBuV/m)	PK Margin (dB)	UNII Non-Restricted (dBuV/m)	PK Margin (dB)	Azimuth (Degs)	Height (cm)	Polarity
1	* 3.667	38.65	PK-U	33	-29.5	0	42.15	-	-	74	-31.85	-	-	96	105	H
	* 3.667	33.89	ADR	33	-29.5	.19	37.58	54	-16.42	-	-	-	-	96	105	H
2	* 1.34	39.23	PK-U	29.3	-33.7	0	34.83	-	-	74	-39.17	-	-	183	196	H
	* 1.34	28.96	ADR	29.3	-33.7	.19	24.75	54	-29.25	-	-	-	-	183	196	H
4	* 3.667	39.19	PK-U	33	-29.5	0	42.69	-	-	74	-31.31	-	-	118	120	V
	* 3.667	33.29	ADR	33	-29.5	.19	36.98	54	-17.02	-	-	-	-	118	120	V
5	* 1.15	37.65	PK-U	27.6	-34	0	31.25	-	-	74	-42.75	-	-	332	162	V
	* 1.152	30.85	ADR	27.6	-34	.19	24.64	54	-29.36	-	-	-	-	332	162	V
3	* 10.801	26.73	PK-U	37.8	-16.6	0	47.93	-	-	74	-26.07	-	-	48	241	H
	* 10.803	17.48	ADR	37.8	-16.7	.19	38.77	54	-15.23	-	-	-	-	48	241	H
6	* 11.11	26.38	PK-U	37.8	-16.9	0	47.28	-	-	74	-26.72	-	-	112	224	V
	* 11.108	18.95	ADR	37.8	-16.9	.19	40.04	54	-13.96	-	-	-	-	112	224	V

* - indicates frequency in CFR47 Pt 15 / IC RSS-Restricted Band
PK-U - U-NII: Maximum Peak
ADR - U-NII AD primary method, RMS average

UL VERIFICATION SERVICES INC.
47173 Benicia Street, Fremont, CA 94538; USA TEL:(510) 319-4000 FAX:(510) 661-0888
This report shall not be reproduced except in full, without the written approval of UL Verification Services Inc.

MID CHANNEL RESULTS

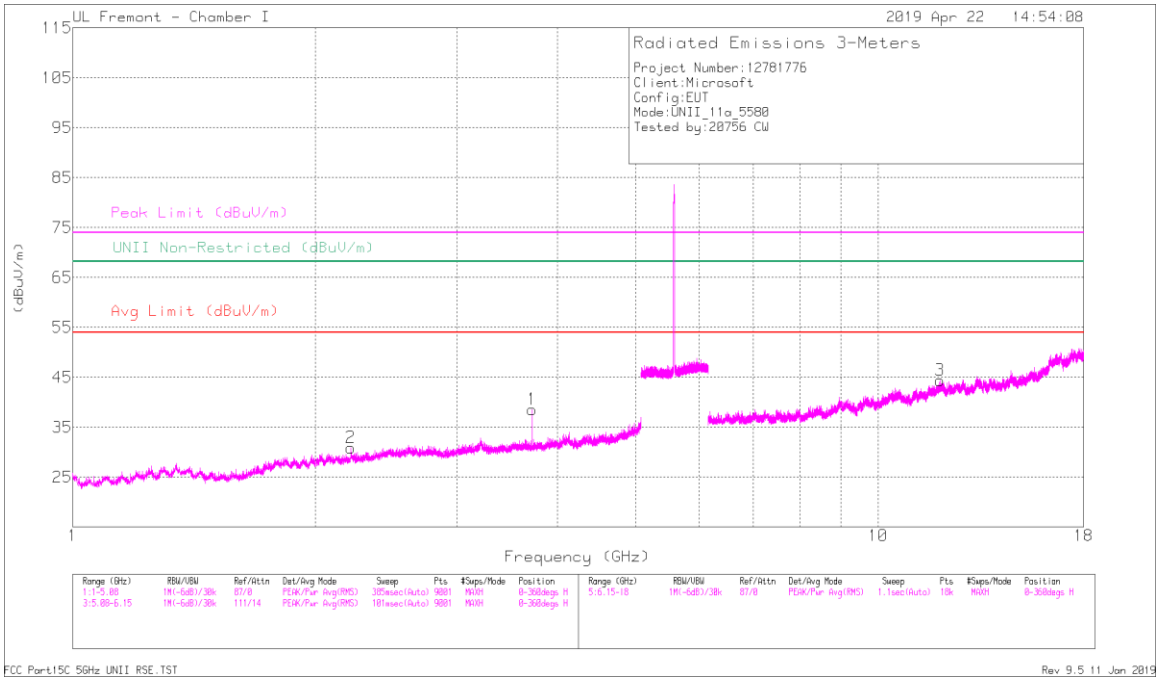

HORIZONTAL

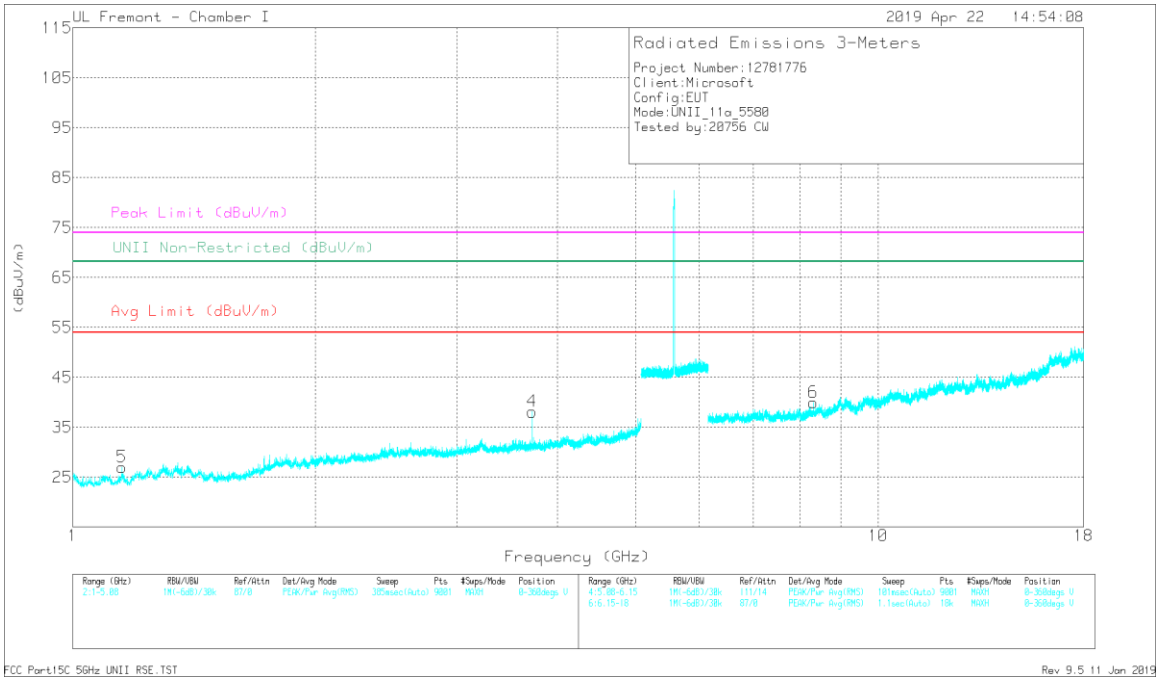

VERTICAL

UL VERIFICATION SERVICES INC.
47173 Benicia Street, Fremont, CA 94538; USA TEL:(510) 319-4000 FAX:(510) 661-0888
This report shall not be reproduced except in full, without the written approval of UL Verification Services Inc.

RADIATED EMISSIONS

Marker	Frequency (GHz)	Meter Reading (dBuV)	Det	AF T862 (dB/m)	Amp/Cbl/Fltr/Pad (dB)	DC Corr (dB)	Corrected Reading (dBuV/m)	Avg Limit (dBuV/m)	Margin (dB)	Peak Limit (dBuV/m)	PK Margin (dB)	UNII Non-Restricted (dBuV/m)	PK Margin (dB)	Azimuth (Degs)	Height (cm)	Polarity
1	* 3.72	38.72	PK-U	32.9	-29.2	0	42.42	-	-	74	-31.58	-	-	62	105	H
	* 3.72	33.97	ADR	32.9	-29.2	.19	37.86	54	-16.14	-	-	-	-	62	105	H
2	* 2.217	37.11	PK-U	31.4	-31.9	0	36.61	-	-	74	-37.39	-	-	211	216	H
	* 2.213	27.78	ADR	31.4	-32	.19	27.37	54	-26.63	-	-	-	-	211	216	H
4	* 3.72	39.94	PK-U	32.9	-29.2	0	43.64	-	-	74	-30.36	-	-	93	120	V
	* 3.72	33.69	ADR	32.9	-29.2	.19	37.58	54	-16.42	-	-	-	-	93	120	V
5	* 1.152	39.69	PK-U	27.6	-34	0	33.29	-	-	74	-40.71	-	-	240	170	V
	* 1.152	30.07	ADR	27.6	-34	.19	23.86	54	-30.17	-	-	-	-	240	170	V
3	* 11.936	26.96	PK-U	38.7	-16.2	0	49.46	-	-	74	-24.54	-	-	355	147	H
	* 11.939	18.57	ADR	38.7	-16.2	.19	41.26	54	-12.74	-	-	-	-	355	147	H
6	* 8.309	27.28	PK-U	35.8	-19.7	0	43.38	-	-	74	-30.62	-	-	173	120	V
	* 8.312	19.96	ADR	35.8	-19.7	.19	36.25	54	-17.75	-	-	-	-	173	120	V

* - indicates frequency in CFR47 Pt 15 / IC RSS-Restricted Band
PK-U - U-NII: Maximum Peak
ADR - U-NII AD primary method, RMS average

UL VERIFICATION SERVICES INC.
47173 Benicia Street, Fremont, CA 94538; USA TEL:(510) 319-4000 FAX:(510) 661-0888
This report shall not be reproduced except in full, without the written approval of UL Verification Services Inc.

HIGH CHANNEL RESULTS

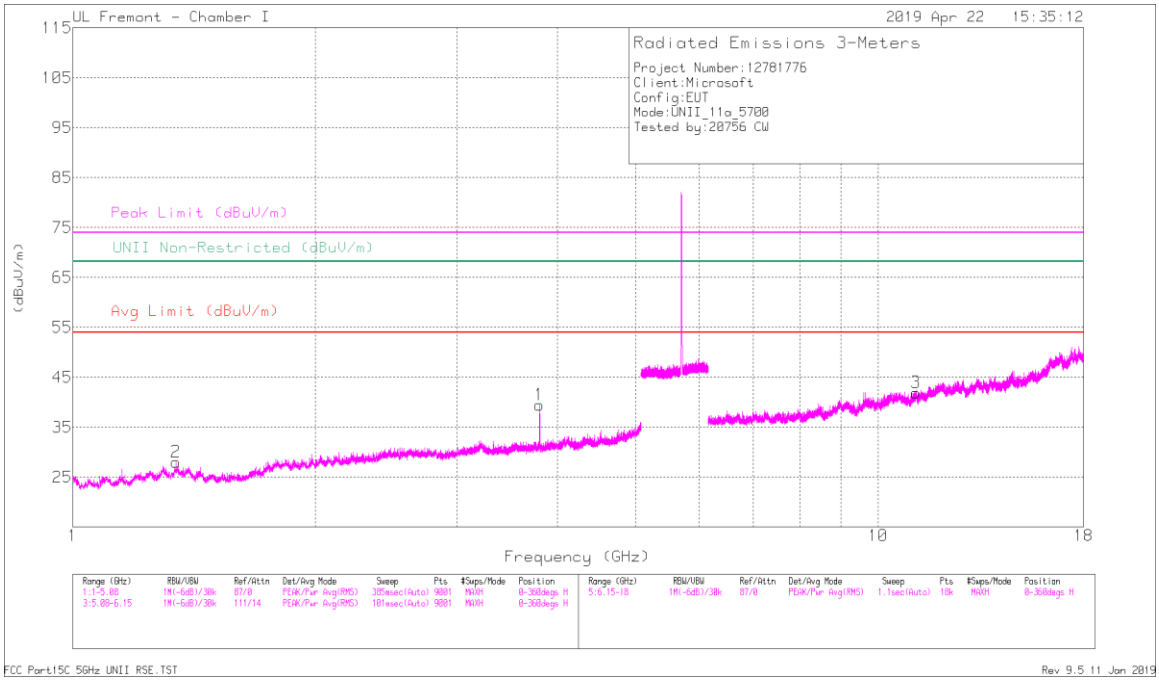

HORIZONTAL

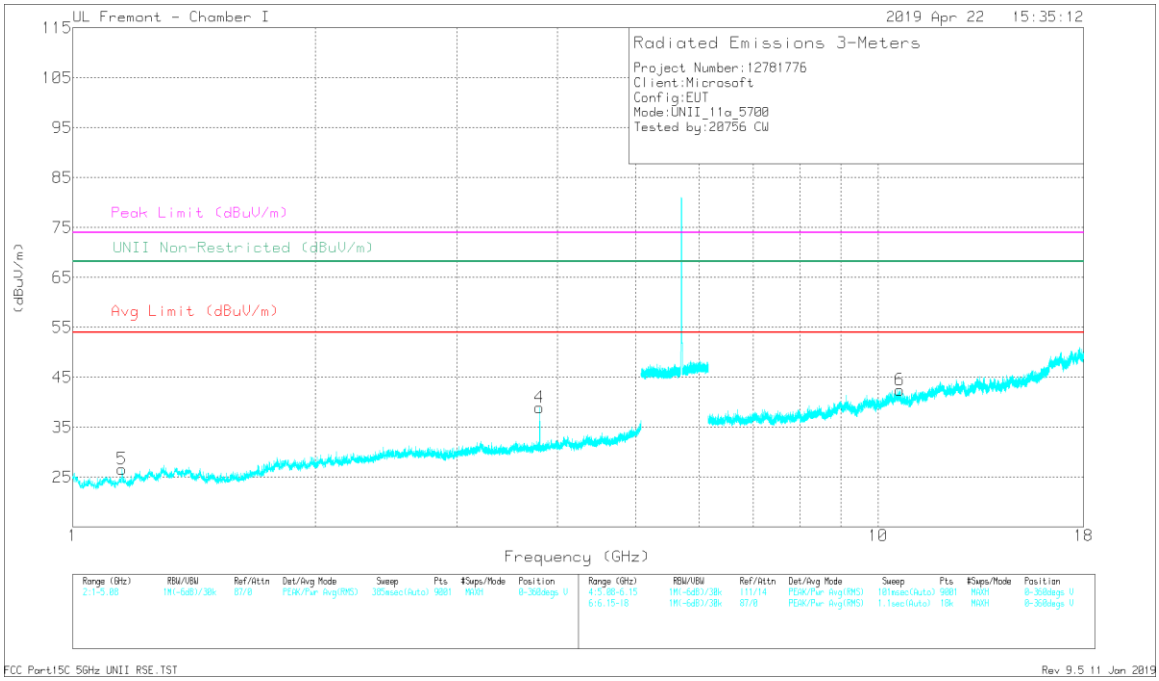

VERTICAL

UL VERIFICATION SERVICES INC.
47173 Benicia Street, Fremont, CA 94538; USA TEL:(510) 319-4000 FAX:(510) 661-0888
This report shall not be reproduced except in full, without the written approval of UL Verification Services Inc.

RADIATED EMISSIONS

Marker	Frequency (GHz)	Meter Reading (dBuV)	Det	AF T862 (dB/m)	Amp/Cbl/Fltr/Pad (dB)	DC Corr (dB)	Corrected Reading (dBuV/m)	Avg Limit (dBuV/m)	Margin (dB)	Peak Limit (dBuV/m)	PK Margin (dB)	UNII Non-Restricted (dBuV/m)	PK Margin (dB)	Azimuth (Degs)	Height (cm)	Polarity
1	* 3.8	39.67	PK-U	33.1	-29.8	0	42.97	-	-	74	-31.03	-	-	63	158	H
	* 3.8	35.56	ADR	33.1	-29.8	.19	39.05	54	-14.95	-	-	-	-	63	158	H
2	* 1.343	38.87	PK-U	29.3	-33.6	0	34.57	-	-	74	-39.43	-	-	134	292	H
	* 1.343	28.46	ADR	29.3	-33.6	.19	24.35	54	-29.65	-	-	-	-	134	292	H
4	* 3.8	40.84	PK-U	33.1	-29.8	0	44.14	-	-	74	-29.86	-	-	300	153	V
	* 3.8	35.14	ADR	33.1	-29.8	.19	38.63	54	-15.47	-	-	-	-	300	153	V
5	* 1.152	39.72	PK-U	27.6	-34	0	33.32	-	-	74	-40.68	-	-	118	175	V
	* 1.152	29.88	ADR	27.6	-34	.19	23.67	54	-30.33	-	-	-	-	118	175	V
3	* 11.143	26.69	PK-U	37.9	-16.5	0	48.09	-	-	74	-25.91	-	-	234	127	H
	* 11.142	18.15	ADR	37.9	-16.5	.19	39.74	54	-14.36	-	-	-	-	234	127	H
6	* 10.637	27.18	PK-U	37.8	-16.3	0	48.68	-	-	74	-25.32	-	-	325	122	V
	* 10.636	18.29	ADR	37.8	-16.3	.19	39.98	54	-14.02	-	-	-	-	325	122	V

* - indicates frequency in CFR47 Pt 15 / IC RSS-Restricted Band
PK-U - U-NII: Maximum Peak
ADR - U-NII AD primary method, RMS average

UL VERIFICATION SERVICES INC.
47173 Benicia Street, Fremont, CA 94538; USA TEL:(510) 319-4000 FAX:(510) 661-0888
This report shall not be reproduced except in full, without the written approval of UL Verification Services Inc.

9.1.6. TX ABOVE 1 GHz 802.11n HT20 MODE IN THE 5.6 GHz BAND

1TX Antenna 1 MODE

BANDEDGE (LOW CHANNEL)

HORIZONTAL RESULT

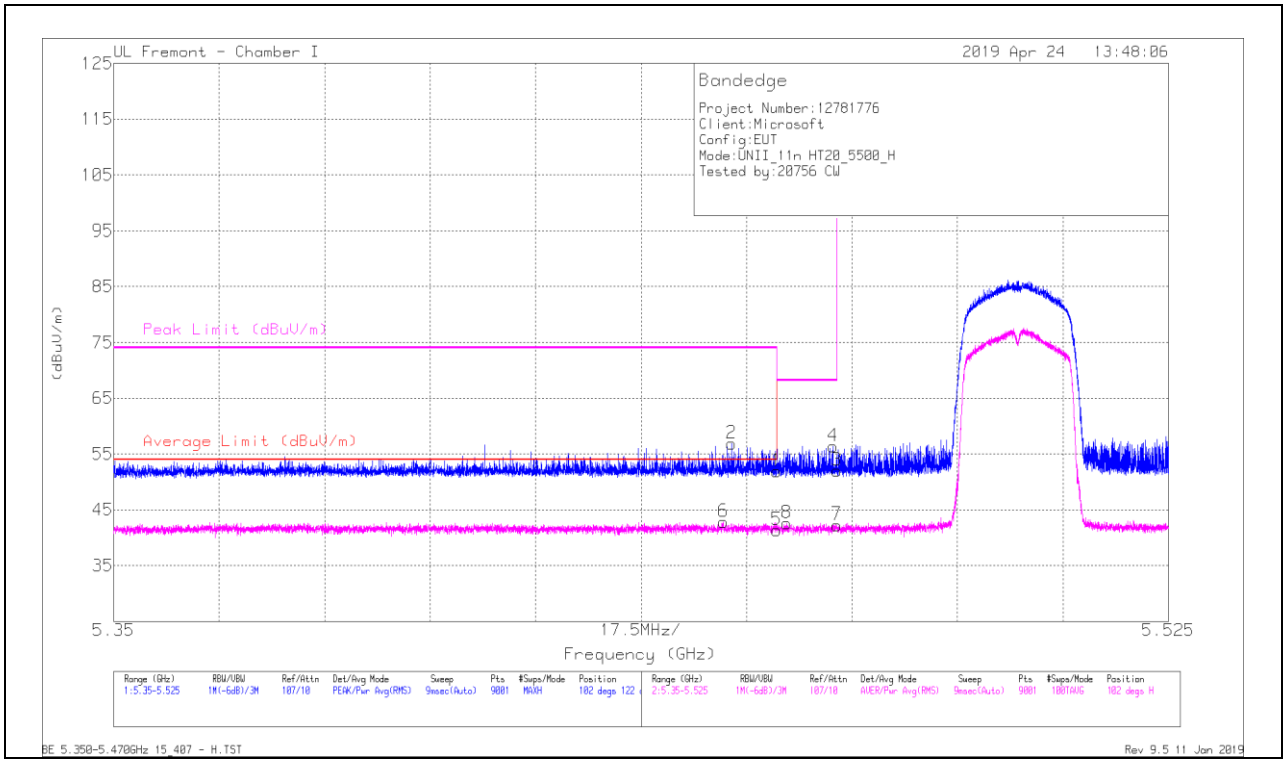

Marker	Frequency (GHz)	Meter Reading (dBuV)	Det	AF T862 (dB/m)	Amp/Cbl/Fltr/Pad (dB)	DC Corr (dB)	Corrected Reading (dBuV/m)	Average Limit (dBuV/m)	Margin (dB)	Peak Limit (dBuV/m)	PK Margin (dB)	Azimuth (Degs)	Height (cm)	Polarity
1	* 5.46	35.19	Pk	34.6	-17.9	0	51.89	-	-	74	-22.11	102	122	H
2	* 5.453	40.12	Pk	34.6	-17.9	0	56.82	-	-	74	-17.18	102	122	H
3	5.47	35.3	Pk	34.6	-17.9	0	52	-	-	68.2	-16.2	102	122	H
4	5.469	39.81	Pk	34.6	-18	0	56.41	-	-	68.2	-11.79	102	122	H
5	* 5.46	24.47	RMS	34.6	-17.9	.2	41.37	54	-12.63	-	-	102	122	H
6	* 5.451	25.99	RMS	34.5	-17.9	.2	42.79	54	-11.21	-	-	102	122	H
7	5.47	25.38	RMS	34.6	-17.9	.2	42.28	-	-	-	-	102	122	H
8	5.462	25.73	RMS	34.6	-17.9	.2	42.63	-	-	-	-	102	122	H

* - indicates frequency in CFR47 Pt 15 / IC RSS-Restricted Band
Pk - Peak detector
RMS - RMS detection

UL VERIFICATION SERVICES INC.
47173 Benicia Street, Fremont, CA 94538; USA TEL:(510) 319-4000 FAX:(510) 661-0888
This report shall not be reproduced except in full, without the written approval of UL Verification Services Inc.

VERTICAL RESULT

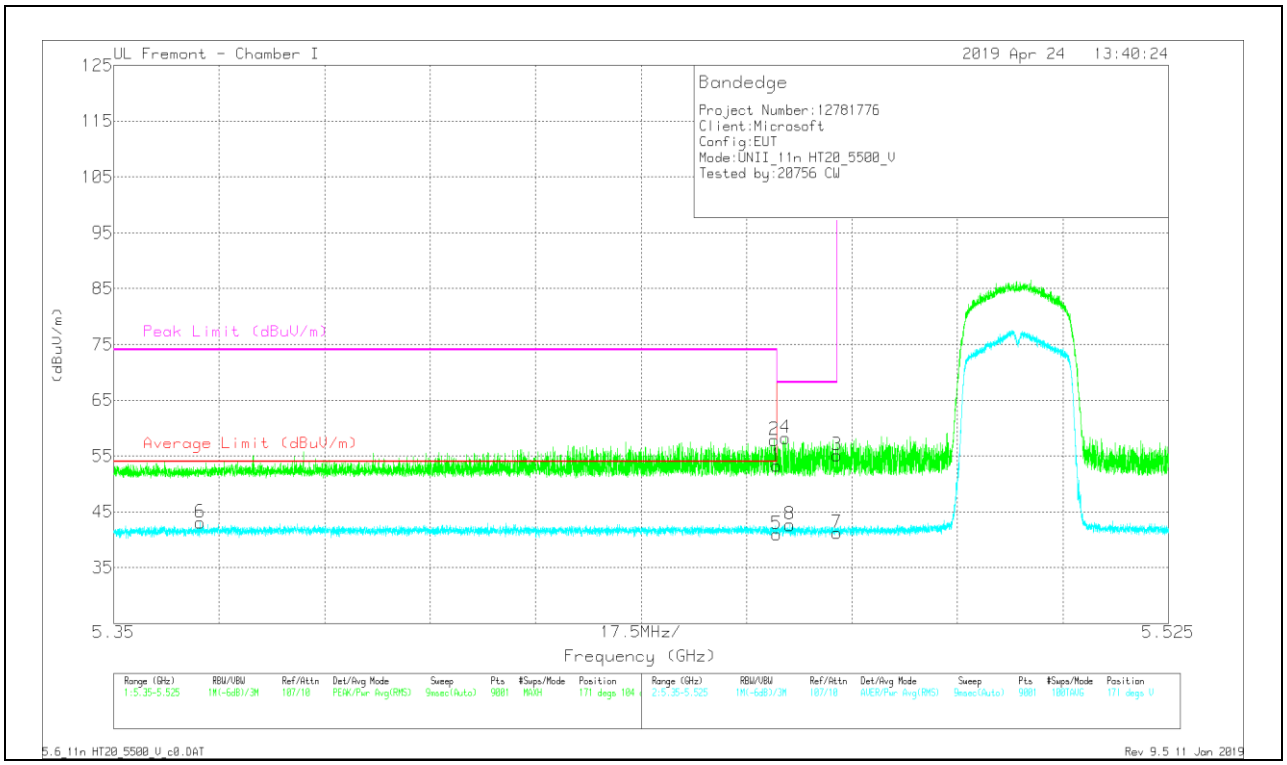

Marker	Frequency (GHz)	Meter Reading (dBuV)	Det	AF T862 (dB/m)	Amp/Cbl/Fltr/Pad (dB)	DC Corr (dB)	Corrected Reading (dBuV/m)	Average Limit (dBuV/m)	Margin (dB)	Peak Limit (dBuV/m)	PK Margin (dB)	Azimuth (Degs)	Height (cm)	Polarity
1	* 5.46	36.57	Pk	34.6	-17.9	0	53.27	-	-	74	-20.73	171	104	V
2	* 5.46	41.18	Pk	34.6	-17.9	0	57.88	-	-	74	-16.12	171	104	V
3	5.47	38.46	Pk	34.6	-17.9	0	55.16	-	-	68.2	-13.04	171	104	V
4	5.462	41.55	Pk	34.6	-17.9	0	58.25	-	-	68.2	-9.95	171	104	V
5	* 5.46	24.09	RMS	34.6	-17.9	.2	40.99	54	-13.01	-	-	171	104	V
6	* 5.364	26.54	RMS	34.5	-18.2	.2	43.04	54	-10.96	-	-	171	104	V
7	5.47	24.38	RMS	34.6	-17.9	.2	41.28	-	-	-	-	171	104	V
8	5.462	25.76	RMS	34.6	-17.9	.2	42.66	-	-	-	-	171	104	V

* - indicates frequency in CFR47 Pt 15 / IC RSS-Restricted Band
Pk - Peak detector
RMS - RMS detection

UL VERIFICATION SERVICES INC.
47173 Benicia Street, Fremont, CA 94538; USA TEL:(510) 319-4000 FAX:(510) 661-0888
This report shall not be reproduced except in full, without the written approval of UL Verification Services Inc.

BANDEDGE (HIGH CHANNEL)

HORIZONTAL RESULT

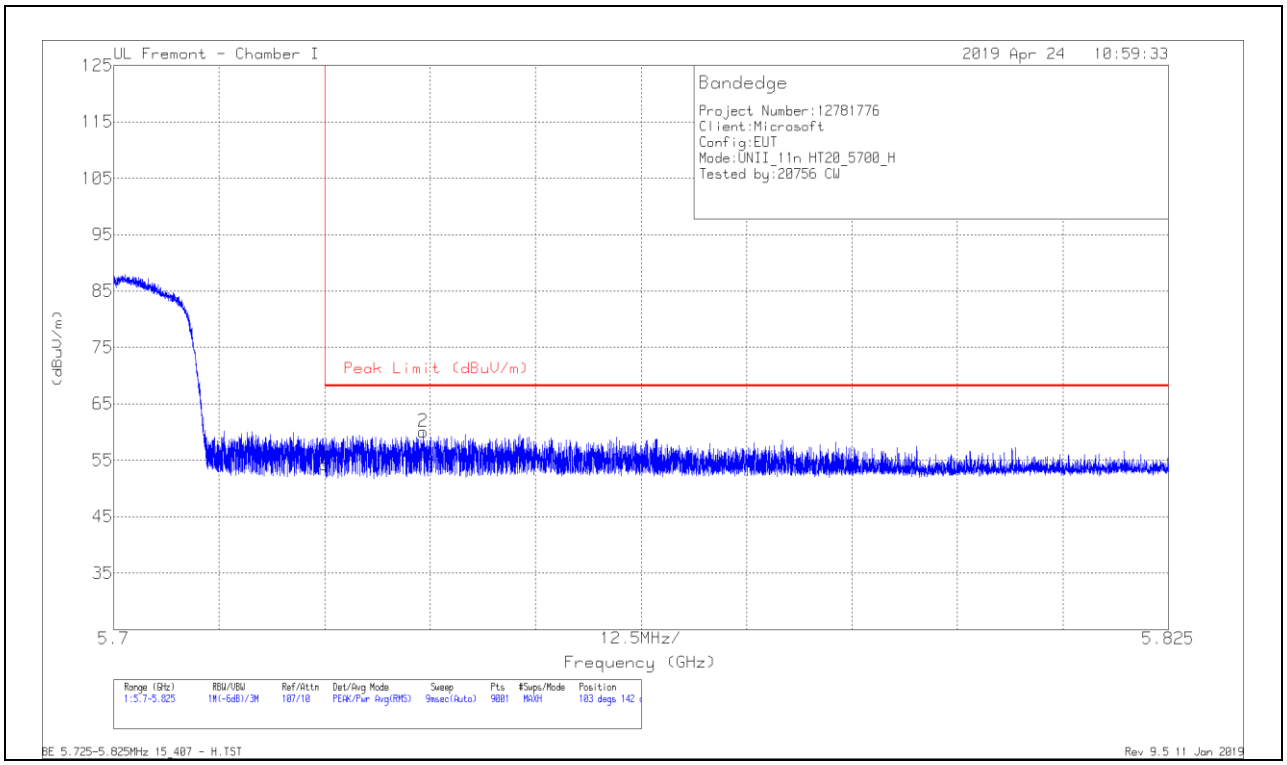

Marker	Frequency (GHz)	Meter Reading (dBuV)	Det	AF T862 (dB/m)	Amp/Cbl/Fltr/ Pad (dB)	Corrected Reading (dBuV/m)	Peak Limit (dBuV/m)	PK Margin (dB)	Azimuth (Degs)	Height (cm)	Polarity
1	5.725	37.74	Pk	35	-18.5	54.24	68.2	-13.96	103	142	H
2	5.737	43.48	Pk	35	-18.4	60.08	68.2	-8.12	103	142	H

* - indicates frequency in CFR47 Pt 15 / IC RSS-Restricted Band
Pk - Peak detector

UL VERIFICATION SERVICES INC.
47173 Benicia Street, Fremont, CA 94538; USA TEL:(510) 319-4000 FAX:(510) 661-0888
This report shall not be reproduced except in full, without the written approval of UL Verification Services Inc.

VERTICAL RESULT

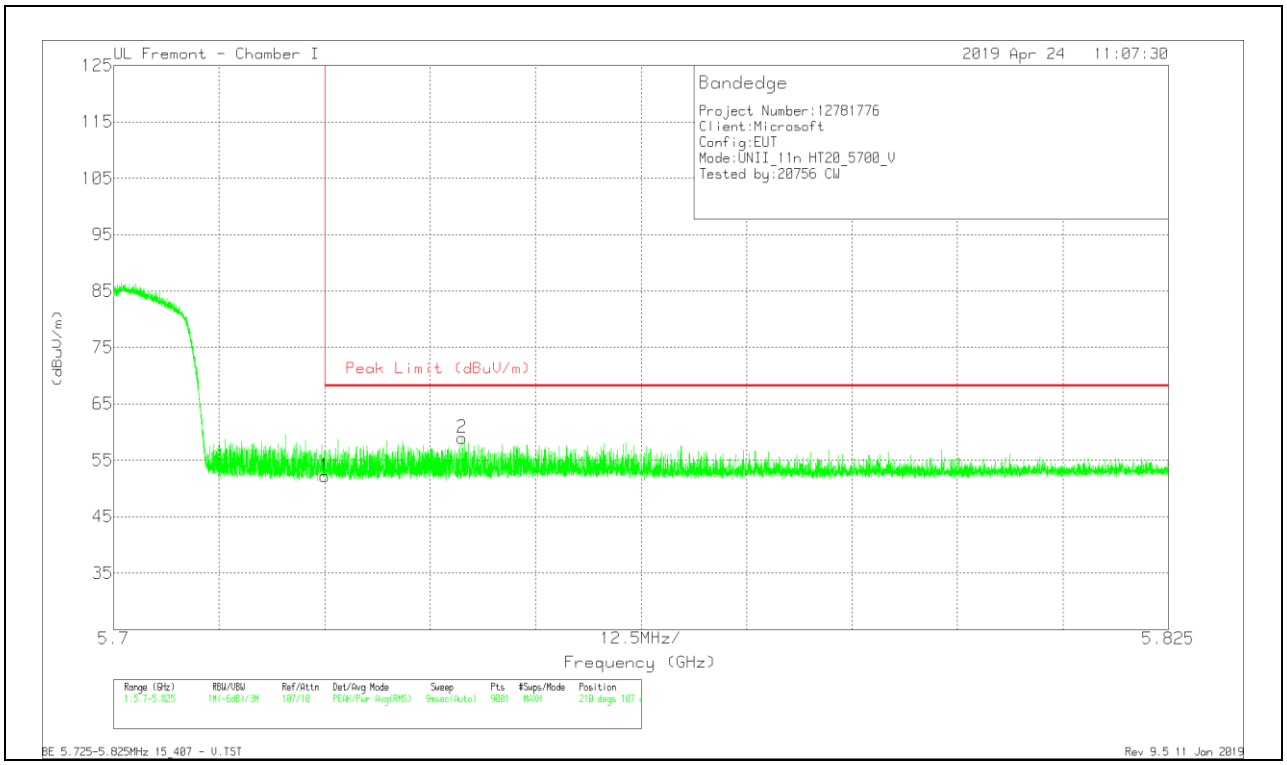

Marker	Frequency (GHz)	Meter Reading (dBuV)	Det	AF T862 (dB/m)	Amp/Cbl/Fltr/ Pad (dB)	Corrected Reading (dBuV/m)	Peak Limit (dBuV/m)	PK Margin (dB)	Azimuth (Degs)	Height (cm)	Polarity
1	5.725	35.76	Pk	35	-18.5	52.26	68.2	-15.94	210	107	V
2	5.741	42.24	Pk	35	-18.3	58.94	68.2	-9.26	210	107	V

* - indicates frequency in CFR47 Pt 15 / IC RSS-Restricted Band
Pk - Peak detector

UL VERIFICATION SERVICES INC.
47173 Benicia Street, Fremont, CA 94538; USA TEL:(510) 319-4000 FAX:(510) 661-0888
This report shall not be reproduced except in full, without the written approval of UL Verification Services Inc.

HARMONICS AND SPURIOUS EMISSIONS

LOW CHANNEL RESULTS

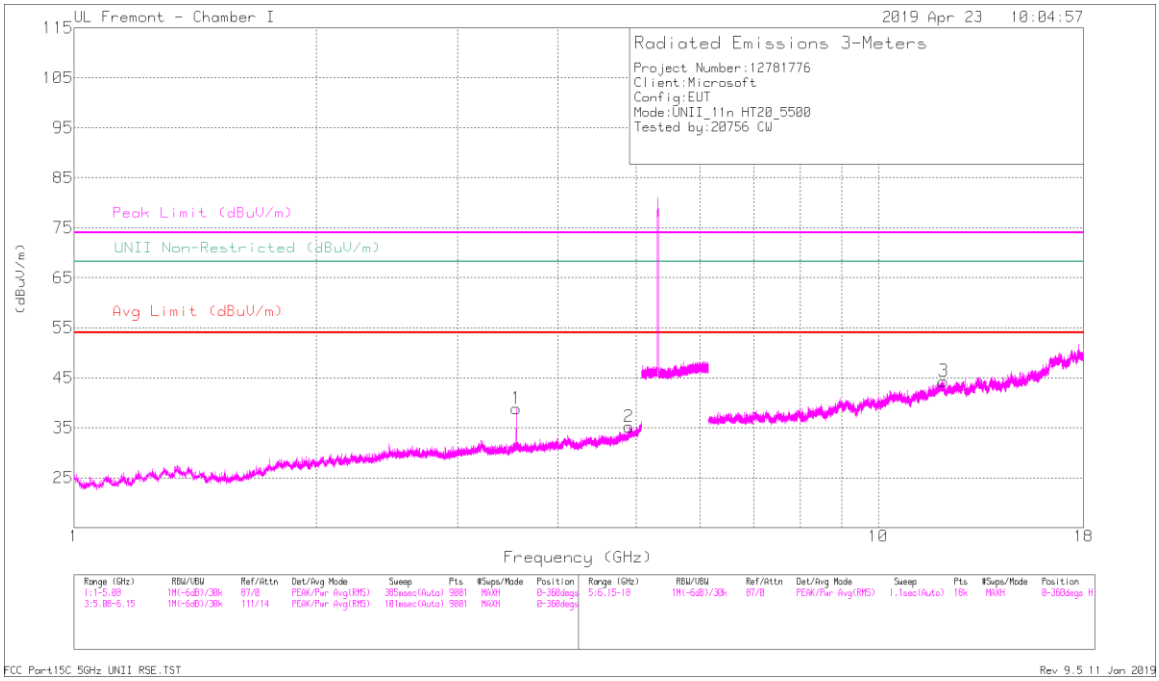

HORIZONTAL

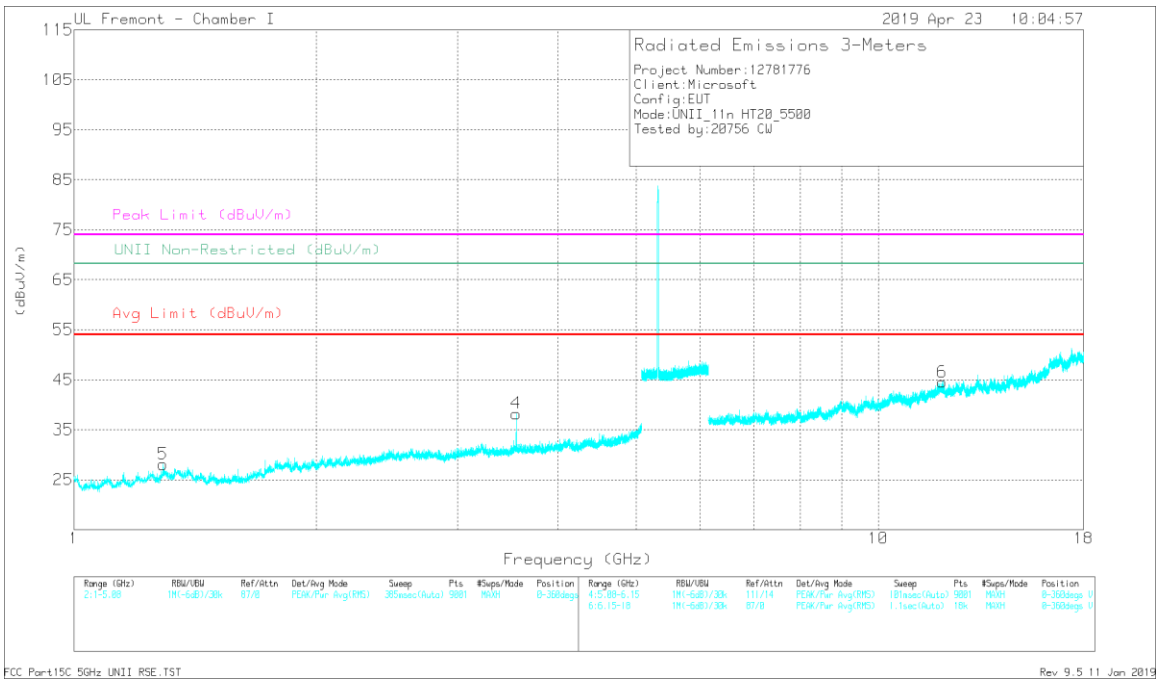

VERTICAL

UL VERIFICATION SERVICES INC.
47173 Benicia Street, Fremont, CA 94538; USA TEL:(510) 319-4000 FAX:(510) 661-0888
This report shall not be reproduced except in full, without the written approval of UL Verification Services Inc.

RADIATED EMISSIONS

Marker	Frequency (GHz)	Meter Reading (dBuV)	Det	AF T862 (dB/m)	Amp/Cbl/Fltr/Pad (dB)	DC Corr (dB)	Corrected Reading (dBuV/m)	Avg Limit (dBuV/m)	Margin (dB)	Peak Limit (dBuV/m)	PK Margin (dB)	UNII Non-Restricted (dBuV/m)	PK Margin (dB)	Azimuth (Degs)	Height (cm)	Polarity
1	* 3.547	38.7	PK-U	33	-29.4	0	42.3	-	-	74	-31.7	-	-	207	103	H
	* 3.547	33.8	ADR	33	-29.4	.2	37.6	54	-16.4	-	-	-	-	207	103	H
2	* 4.895	34.03	PK-U	34.1	-27.1	0	41.03	-	-	74	-32.97	-	-	123	168	H
	* 4.895	24.06	ADR	34.1	-27.1	.2	31.26	54	-22.74	-	-	-	-	123	168	H
4	* 3.547	38.74	PK-U	33	-29.4	0	42.34	-	-	74	-31.66	-	-	118	141	V
	* 3.547	33.11	ADR	33	-29.4	.2	36.91	54	-17.09	-	-	-	-	118	141	V
5	* 1.29	39.4	PK-U	29.3	-33.8	0	34.9	-	-	74	-39.1	-	-	253	225	V
	* 1.291	28.62	ADR	29.3	-33.8	.2	24.32	54	-29.68	-	-	-	-	253	225	V
3	* 12.06	28.37	PK-U	38.9	-16.4	0	50.87	-	-	74	-23.13	-	-	98	149	H
	* 12.061	18.15	ADR	38.9	-16.4	.2	40.85	54	-13.15	-	-	-	-	98	149	H
6	* 12	26.44	PK-U	38.8	-16.2	0	49.04	-	-	74	-24.96	-	-	242	146	V
	* 12.003	18.61	ADR	38.9	-16.2	.2	41.51	54	-12.49	-	-	-	-	242	146	V

* - indicates frequency in CFR47 Pt 15 / IC RSS-Restricted Band
PK-U - U-NII: Maximum Peak
ADR - U-NII AD primary method, RMS average

UL VERIFICATION SERVICES INC.
47173 Benicia Street, Fremont, CA 94538; USA TEL:(510) 319-4000 FAX:(510) 661-0888
This report shall not be reproduced except in full, without the written approval of UL Verification Services Inc.

MID CHANNEL RESULTS

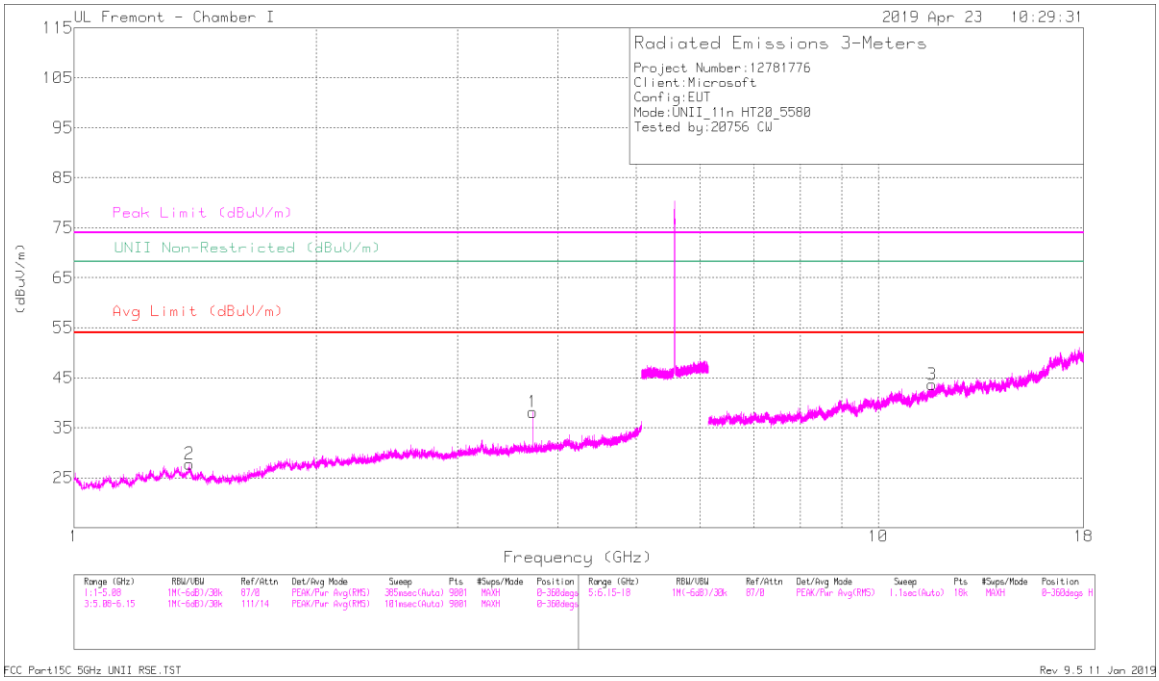

HORIZONTAL

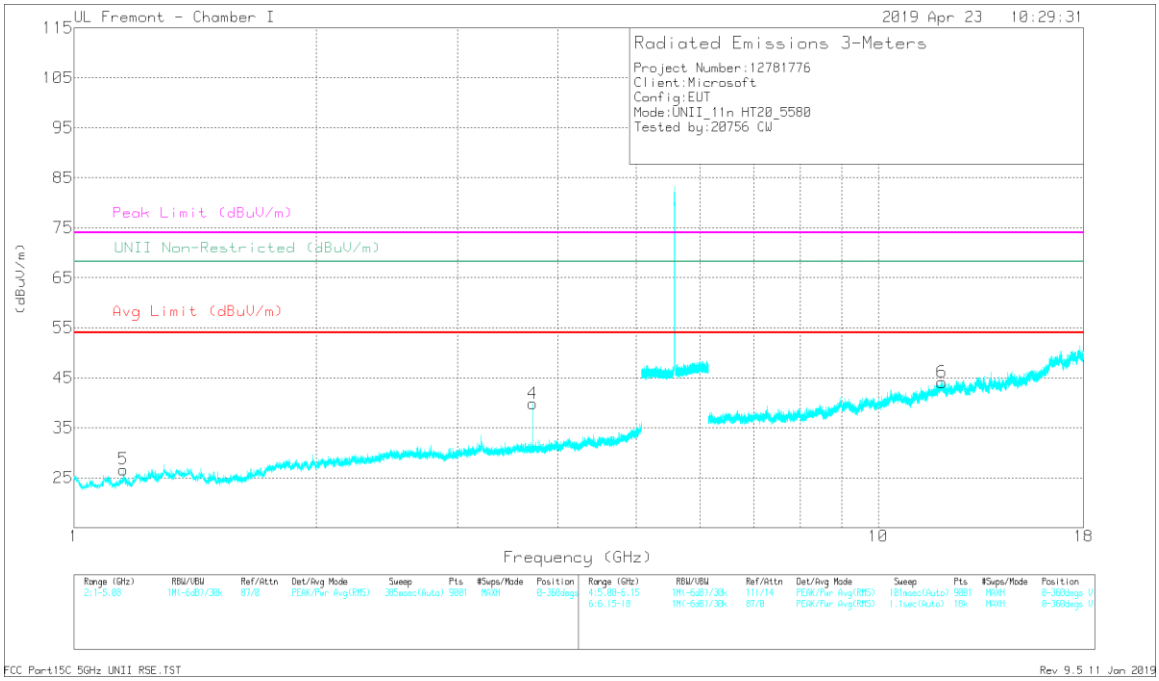

VERTICAL

UL VERIFICATION SERVICES INC.
47173 Benicia Street, Fremont, CA 94538; USA TEL:(510) 319-4000 FAX:(510) 661-0888
This report shall not be reproduced except in full, without the written approval of UL Verification Services Inc.

RADIATED EMISSIONS

Marker	Frequency (GHz)	Meter Reading (dBuV)	Det	AF T862 (dB/m)	Amp/Cbl/Fltr/Pad (dB)	DC Corr (dB)	Corrected Reading (dBuV/m)	Avg Limit (dBuV/m)	Margin (dB)	Peak Limit (dBuV/m)	PK Margin (dB)	UNII Non-Restricted (dBuV/m)	PK Margin (dB)	Azimuth (Degs)	Height (cm)	Polarity
1	* 3.72	36.16	PK-U	32.9	-29.2	0	39.86	-	-	74	-34.14	-	-	220	105	H
	* 3.72	27.69	ADR	32.9	-29.2	.2	31.59	54	-22.41	-	-	-	-	220	105	H
2	* 1.392	37.79	PK-U	29.1	-33.5	0	33.39	-	-	74	-40.61	-	-	343	280	H
	* 1.392	28.82	ADR	29.1	-33.5	.2	24.62	54	-29.38	-	-	-	-	343	280	H
4	* 3.72	38.49	PK-U	32.9	-29.2	0	42.19	-	-	74	-31.81	-	-	325	105	V
	* 3.72	34.4	ADR	32.9	-29.2	.2	38.3	54	-15.7	-	-	-	-	325	105	V
5	* 1.152	40.76	PK-U	27.6	-34	0	34.36	-	-	74	-39.64	-	-	137	277	V
	* 1.152	30.58	ADR	27.6	-34	.2	24.38	54	-29.62	-	-	-	-	137	277	V
3	* 11.659	26.63	PK-U	38.4	-16.7	0	48.33	-	-	74	-25.67	-	-	233	302	H
	* 11.661	18.63	ADR	38.4	-16.7	.2	40.53	54	-13.47	-	-	-	-	233	302	H
6	* 12	26.35	PK-U	38.8	-16.2	0	48.95	-	-	74	-25.05	-	-	113	217	V
	* 12.001	18.74	ADR	38.8	-16.2	.2	41.54	54	-12.46	-	-	-	-	113	217	V

* - indicates frequency in CFR47 Pt 15 / IC RSS-Restricted Band
PK-U - U-NII: Maximum Peak
ADR - U-NII AD primary method, RMS average

UL VERIFICATION SERVICES INC.
47173 Benicia Street, Fremont, CA 94538; USA TEL:(510) 319-4000 FAX:(510) 661-0888
This report shall not be reproduced except in full, without the written approval of UL Verification Services Inc.

HIGH CHANNEL RESULTS

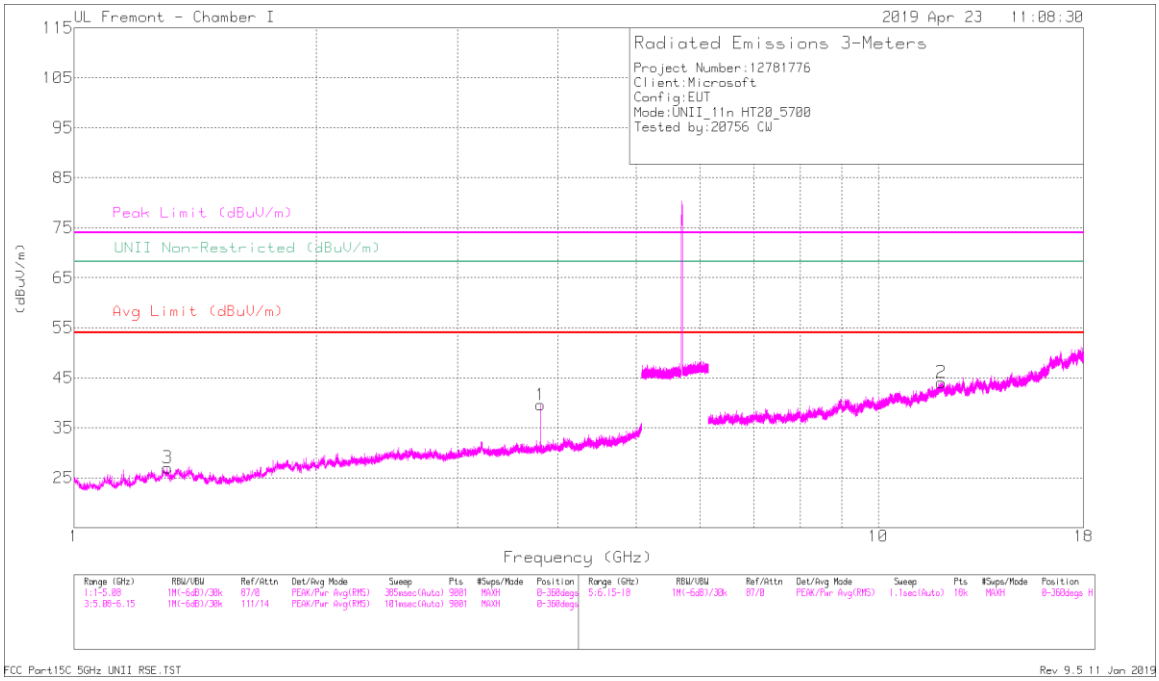

HORIZONTAL

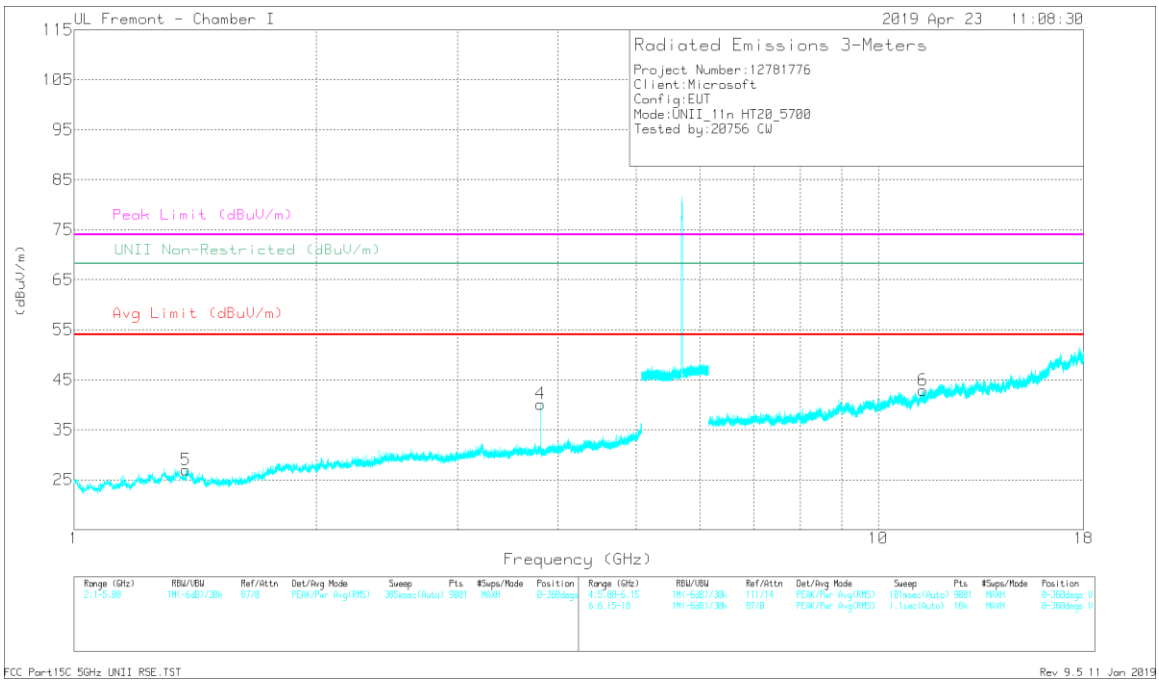

VERTICAL

UL VERIFICATION SERVICES INC.
47173 Benicia Street, Fremont, CA 94538; USA TEL:(510) 319-4000 FAX:(510) 661-0888
This report shall not be reproduced except in full, without the written approval of UL Verification Services Inc.

RADIATED EMISSIONS

Marker	Frequency (GHz)	Meter Reading (dBuV)	Det	AF T862 (dB/m)	Amp/Cbl/Fltr/Pad (dB)	DC Corr (dB)	Corrected Reading (dBuV/m)	Avg Limit (dBuV/m)	Margin (dB)	Peak Limit (dBuV/m)	PK Margin (dB)	UNII Non-Restricted (dBuV/m)	PK Margin (dB)	Azimuth (Degs)	Height (cm)	Polarity
1	* 3.8	41.1	PK-U	33.1	-29.8	0	44.4	-	-	74	-29.6	-	-	254	228	H
	* 3.8	36.33	ADR	33.1	-29.8	.2	39.83	54	-14.17	-	-	-	-	254	228	H
3	* 1.307	37.27	PK-U	29.4	-33.6	0	33.07	-	-	74	-40.93	-	-	24	191	H
	* 1.306	27.44	ADR	29.4	-33.6	.2	23.44	54	-30.56	-	-	-	-	24	191	H
4	* 3.8	39.31	PK-U	33.1	-29.8	0	42.61	-	-	74	-31.39	-	-	212	100	V
	* 3.8	34.71	ADR	33.1	-29.8	.2	38.21	54	-15.79	-	-	-	-	212	100	V
5	* 1.377	38	PK-U	29.4	-33.5	0	33.9	-	-	74	-40.1	-	-	318	146	V
	* 1.377	27.08	ADR	29.4	-33.5	.2	23.18	54	-30.82	-	-	-	-	318	146	V
2	* 11.975	27.03	PK-U	38.8	-16.3	0	49.53	-	-	74	-24.47	-	-	147	129	H
	* 11.976	18.58	ADR	38.8	-16.3	.2	41.28	54	-12.72	-	-	-	-	147	129	H
6	* 11.361	25.87	PK-U	38	-16.5	0	47.37	-	-	74	-26.63	-	-	319	205	V
	* 11.361	17.89	ADR	38	-16.5	.2	39.59	54	-14.41	-	-	-	-	319	205	V

* - indicates frequency in CFR47 Pt 15 / IC RSS-Restricted Band
PK-U - U-NII: Maximum Peak
ADR - U-NII AD primary method, RMS average

UL VERIFICATION SERVICES INC.
47173 Benicia Street, Fremont, CA 94538; USA TEL:(510) 319-4000 FAX:(510) 661-0888
This report shall not be reproduced except in full, without the written approval of UL Verification Services Inc.

1TX Antenna 2 MODE

BANDEDGE (LOW CHANNEL)

HORIZONTAL RESULT

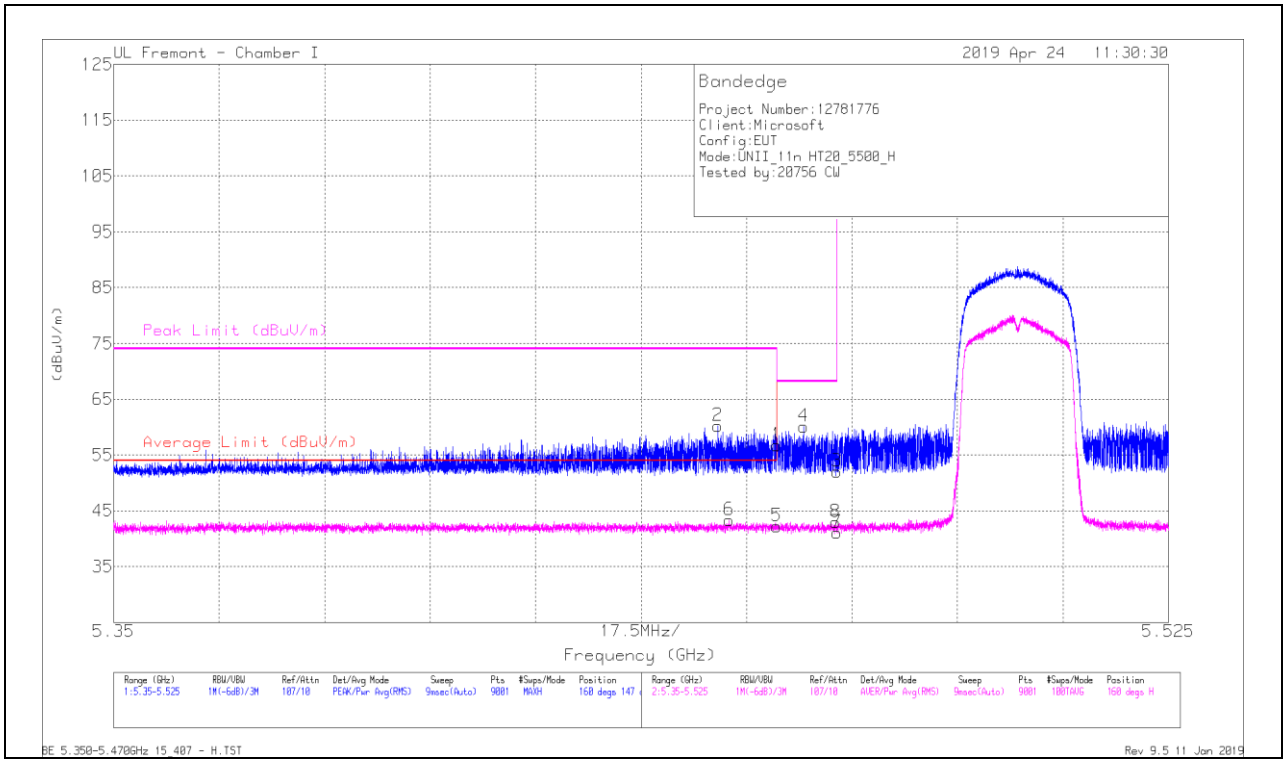

Marker	Frequency (GHz)	Meter Reading (dBuV)	Det	AF T862 (dB/m)	Amp/Cbl/Fltr/Pad (dB)	DC Corr (dB)	Corrected Reading (dBuV/m)	Average Limit (dBuV/m)	Margin (dB)	Peak Limit (dBuV/m)	PK Margin (dB)	Azimuth (Degs)	Height (cm)	Polarity
1	*5.46	40.01	Pk	34.6	-17.9	0	56.71	-	-	74	-17.29	160	147	H
2	*5.45	43.62	Pk	34.5	-17.9	0	60.22	-	-	74	-13.78	160	147	H
3	5.47	35.36	Pk	34.6	-17.9	0	52.06	-	-	68.2	-16.14	160	147	H
4	5.465	43.51	Pk	34.6	-18	0	60.11	-	-	68.2	-8.09	160	147	H
5	*5.46	25.35	RMS	34.6	-17.9	.2	42.25	54	-11.75	-	-	160	147	H
6	*5.452	26.45	RMS	34.6	-17.9	.2	43.35	54	-10.65	-	-	160	147	H
7	5.47	24.22	RMS	34.6	-17.9	.2	41.12	-	-	-	-	160	147	H
8	5.47	26.15	RMS	34.6	-18	.2	42.95	-	-	-	-	160	147	H

* - indicates frequency in CFR47 Pt 15 / IC RSS-Restricted Band
Pk - Peak detector
RMS - RMS detection

UL VERIFICATION SERVICES INC.
47173 Benicia Street, Fremont, CA 94538; USA TEL:(510) 319-4000 FAX:(510) 661-0888
This report shall not be reproduced except in full, without the written approval of UL Verification Services Inc.

VERTICAL RESULT

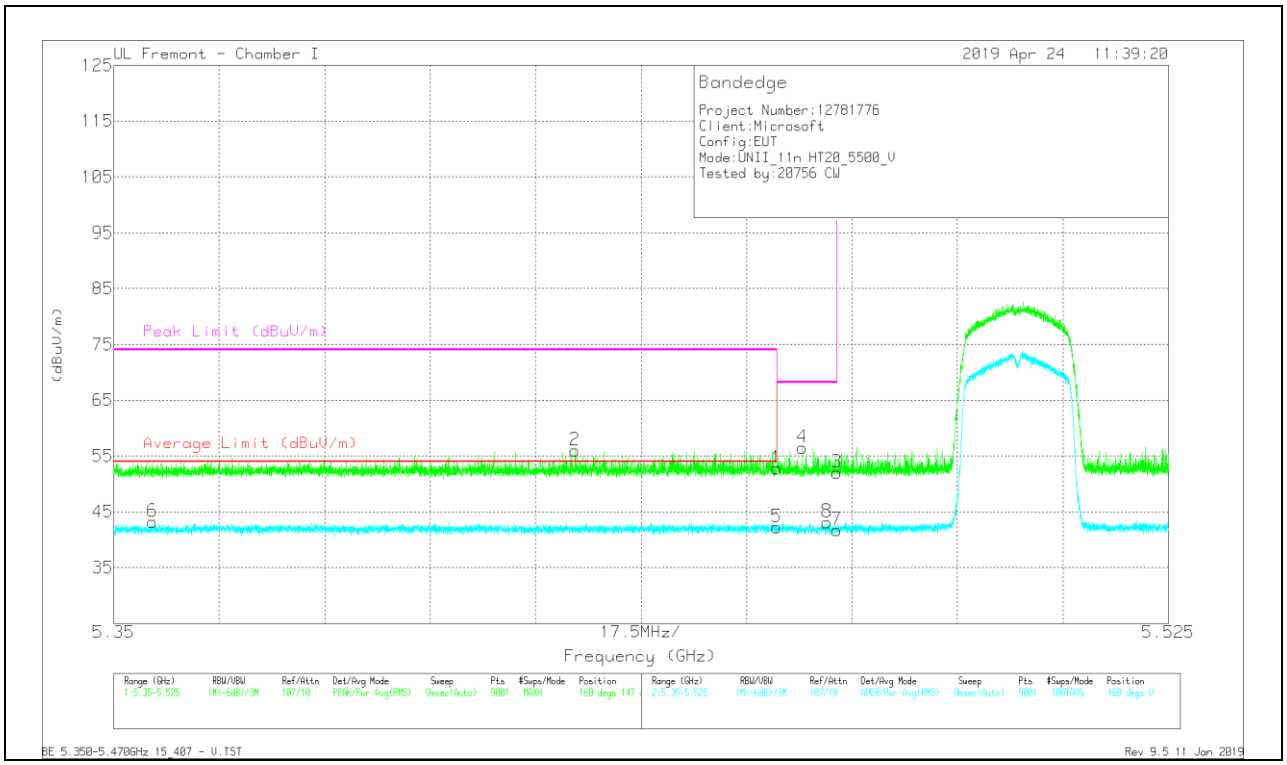

Marker	Frequency (GHz)	Meter Reading (dBuV)	Det	AF T862 (dB/m)	Amp/Cbl/Fltr/Pad (dB)	DC Corr (dB)	Corrected Reading (dBuV/m)	Average Limit (dBuV/m)	Margin (dB)	Peak Limit (dBuV/m)	PK Margin (dB)	Azimuth (Degs)	Height (cm)	Polarity
1	* 5.46	36.07	Pk	34.6	-17.9	0	52.77	-	-	74	-21.23	160	147	V
2	* 5.427	39.6	Pk	34.5	-18.1	0	56	-	-	74	-18	160	147	V
3	5.47	35.38	Pk	34.6	-17.9	0	52.08	-	-	68.2	-16.12	160	147	V
4	5.464	39.87	Pk	34.6	-18	0	56.47	-	-	68.2	-11.73	160	147	V
5	* 5.46	25.29	RMS	34.6	-17.9	.2	42.19	54	-11.81	-	-	160	147	V
6	* 5.356	26.78	RMS	34.4	-18.2	.2	43.18	54	-10.82	-	-	160	147	V
7	5.47	24.84	RMS	34.6	-17.9	.2	41.74	-	-	-	-	160	147	V
8	5.468	26.35	RMS	34.6	-18	.2	43.15	-	-	-	-	160	147	V

* - indicates frequency in CFR47 Pt 15 / IC RSS-Restricted Band
Pk - Peak detector
RMS - RMS detection

UL VERIFICATION SERVICES INC.
47173 Benicia Street, Fremont, CA 94538; USA TEL:(510) 319-4000 FAX:(510) 661-0888
This report shall not be reproduced except in full, without the written approval of UL Verification Services Inc.

BANDEDGE (HIGH CHANNEL)

HORIZONTAL RESULT

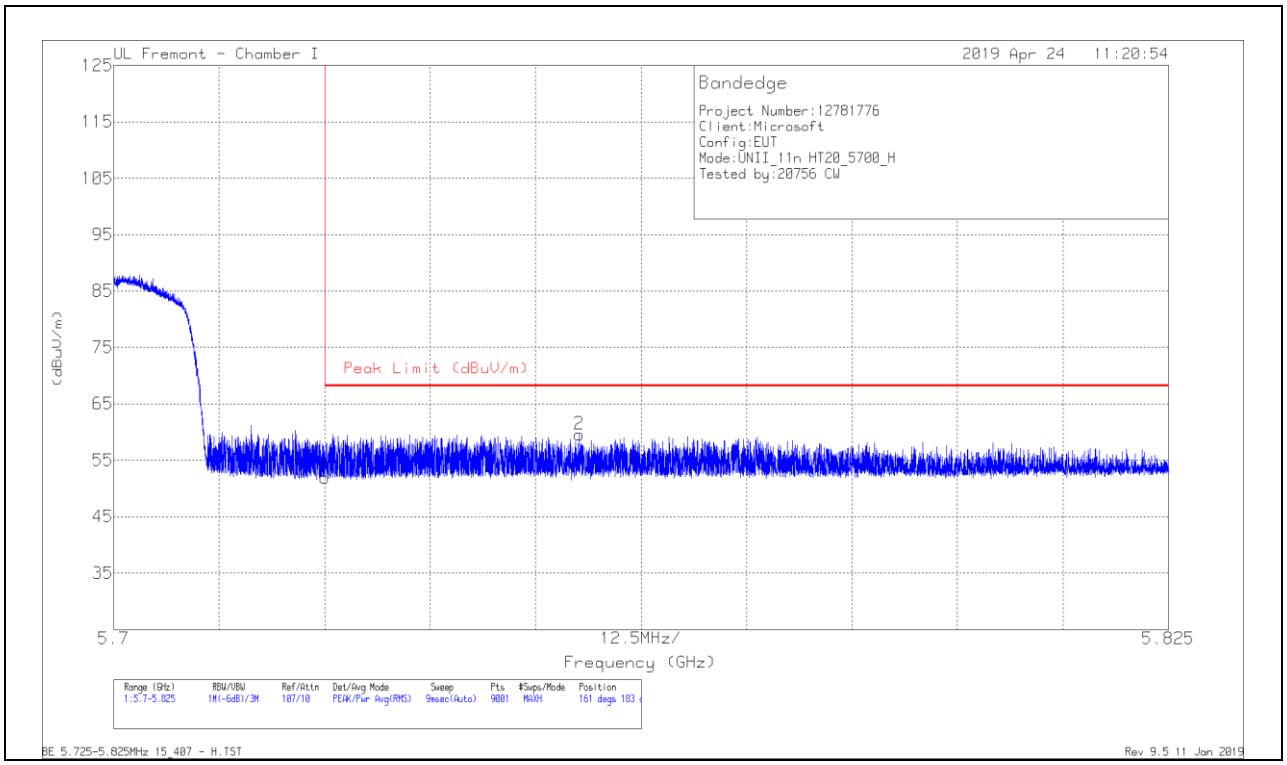

Marker	Frequency (GHz)	Meter Reading (dBuV)	Det	AF T862 (dB/m)	Amp/Cbl/Fltr/ Pad (dB)	Corrected Reading (dBuV/m)	Peak Limit (dBuV/m)	PK Margin (dB)	Azimuth (Degs)	Height (cm)	Polarity
1	5.725	35.5	Pk	35	-18.5	52	68.2	-16.2	161	183	H
2	5.755	42.79	Pk	35.1	-18.3	59.59	68.2	-8.61	161	183	H

* - indicates frequency in CFR47 Pt 15 / IC RSS-Restricted Band
Pk - Peak detector

UL VERIFICATION SERVICES INC.
47173 Benicia Street, Fremont, CA 94538; USA TEL:(510) 319-4000 FAX:(510) 661-0888
This report shall not be reproduced except in full, without the written approval of UL Verification Services Inc.

VERTICAL RESULT

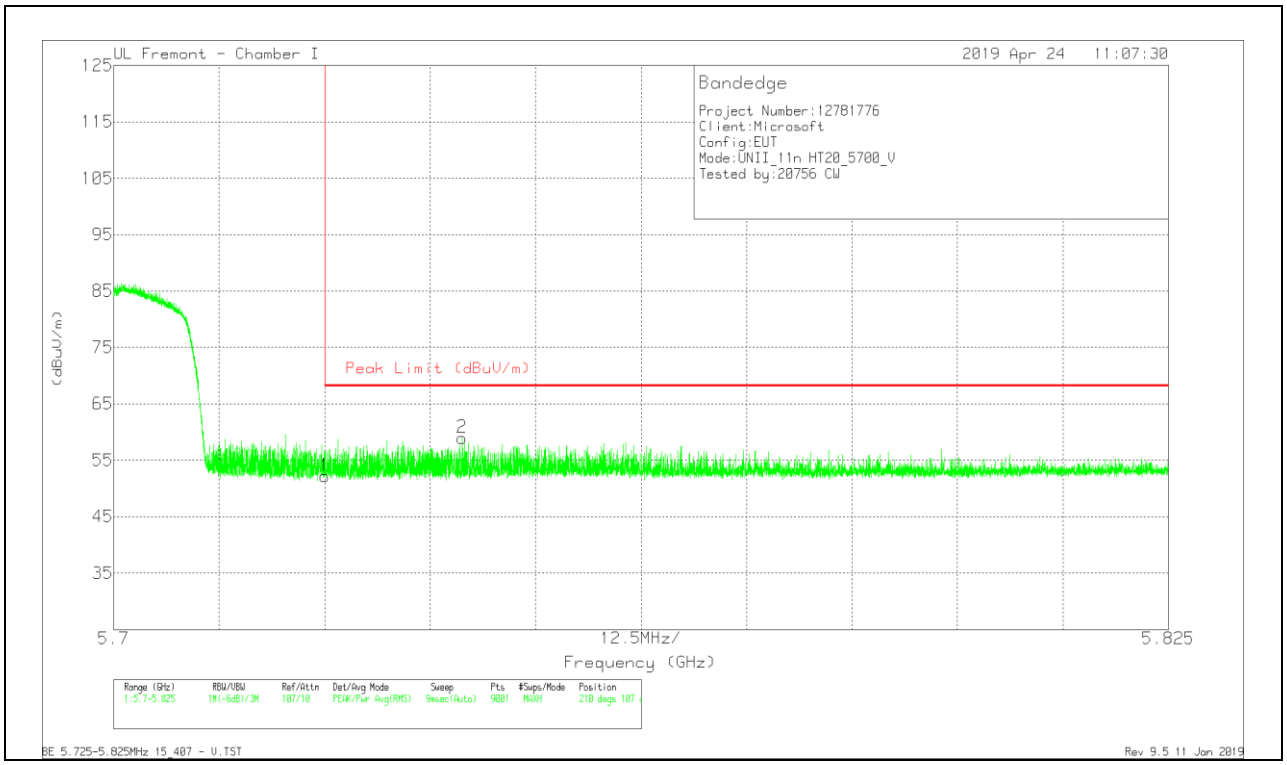

Marker	Frequency (GHz)	Meter Reading (dBuV)	Det	AF T862 (dB/m)	Amp/Cbl/Fltr/ Pad (dB)	Corrected Reading (dBuV/m)	Peak Limit (dBuV/m)	PK Margin (dB)	Azimuth (Degs)	Height (cm)	Polarity
1	5.725	35.76	Pk	35	-18.5	52.26	68.2	-15.94	210	107	V
2	5.741	42.24	Pk	35	-18.3	58.94	68.2	-9.26	210	107	V

* - indicates frequency in CFR47 Pt 15 / IC RSS-Restricted Band
Pk - Peak detector

UL VERIFICATION SERVICES INC.
47173 Benicia Street, Fremont, CA 94538; USA TEL:(510) 319-4000 FAX:(510) 661-0888
This report shall not be reproduced except in full, without the written approval of UL Verification Services Inc.

HARMONICS AND SPURIOUS EMISSIONS

LOW CHANNEL RESULTS

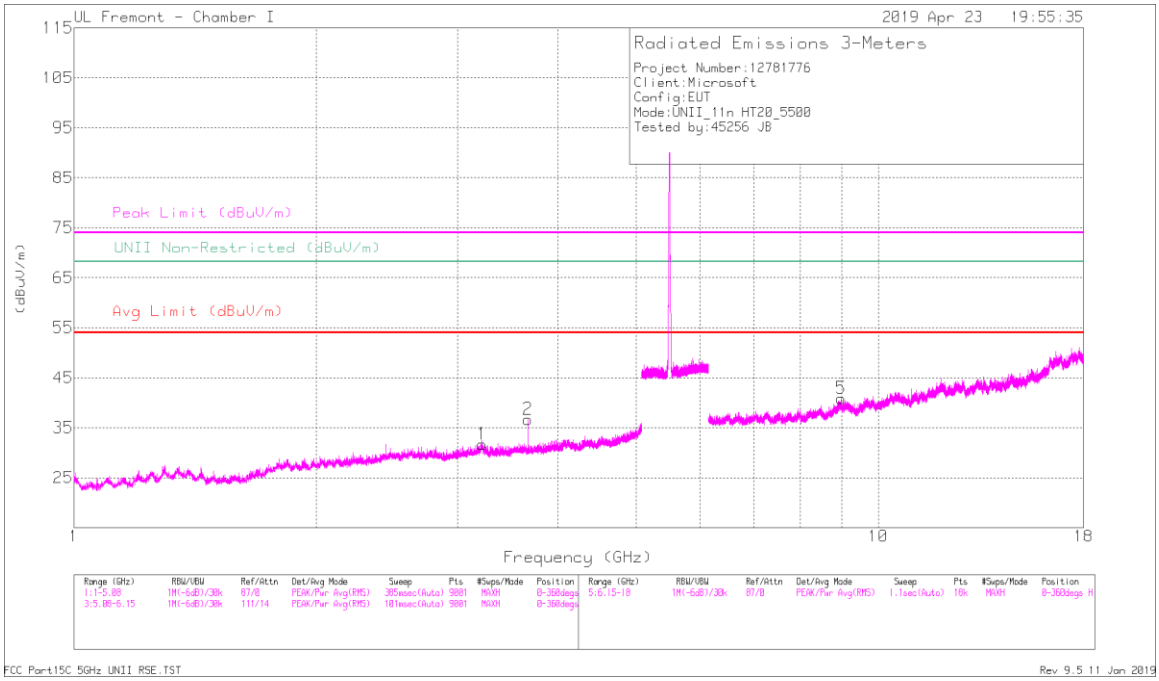

HORIZONTAL

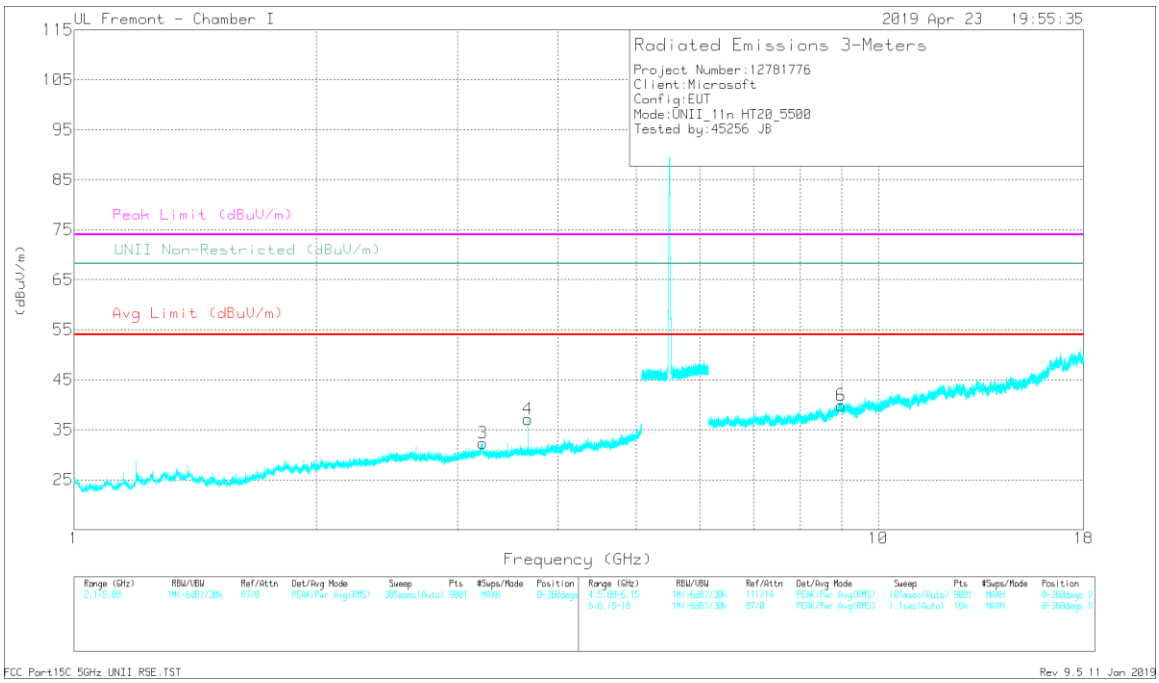

VERTICAL

UL VERIFICATION SERVICES INC.
47173 Benicia Street, Fremont, CA 94538; USA TEL:(510) 319-4000 FAX:(510) 661-0888
This report shall not be reproduced except in full, without the written approval of UL Verification Services Inc.

RADIATED EMISSIONS

Marker	Frequency (GHz)	Meter Reading (dBuV)	Det	AF T862 (dB/m)	Amp/Cbl/Fltr/Pad (dB)	DC Corr (dB)	Corrected Reading (dBuV/m)	Avg Limit (dBuV/m)	Margin (dB)	Peak Limit (dBuV/m)	PK Margin (dB)	UNII Non-Restricted (dBuV/m)	PK Margin (dB)	Azimuth (Degs)	Height (cm)	Polarity
1	3.216	35.81	PK-U	33.4	-29.8	0	39.41	-	-	-	-	68.2	-28.79	269	390	H
2	* 3.667	37.34	PK-U	33	-29.5	0	40.84	-	-	74	-33.16	-	-	125	112	H
	* 3.667	31.67	ADR	33	-29.5	.2	35.37	54	-18.63	-	-	-	-	125	112	H
3	3.222	35.56	PK-U	33.2	-29.9	0	38.86	-	-	-	-	68.2	-29.34	44	390	V
4	* 3.667	37.92	PK-U	33	-29.5	0	41.42	-	-	74	-32.58	-	-	139	100	V
	* 3.667	32.24	ADR	33	-29.5	.2	35.94	54	-18.06	-	-	-	-	139	100	V
5	8.996	28.54	PK-U	36.2	-17.8	0	46.94	-	-	-	-	68.2	-21.26	290	184	H
6	8.993	28.72	PK-U	36.2	-17.6	0	47.32	-	-	-	-	68.2	-20.88	182	195	V

* - indicates frequency in CFR47 Pt 15 / IC RSS-Restricted Band
PK-U - U-NII: Maximum Peak
ADR - U-NII AD primary method, RMS average

UL VERIFICATION SERVICES INC.
47173 Benicia Street, Fremont, CA 94538; USA TEL:(510) 319-4000 FAX:(510) 661-0888
This report shall not be reproduced except in full, without the written approval of UL Verification Services Inc.

MID CHANNEL RESULTS

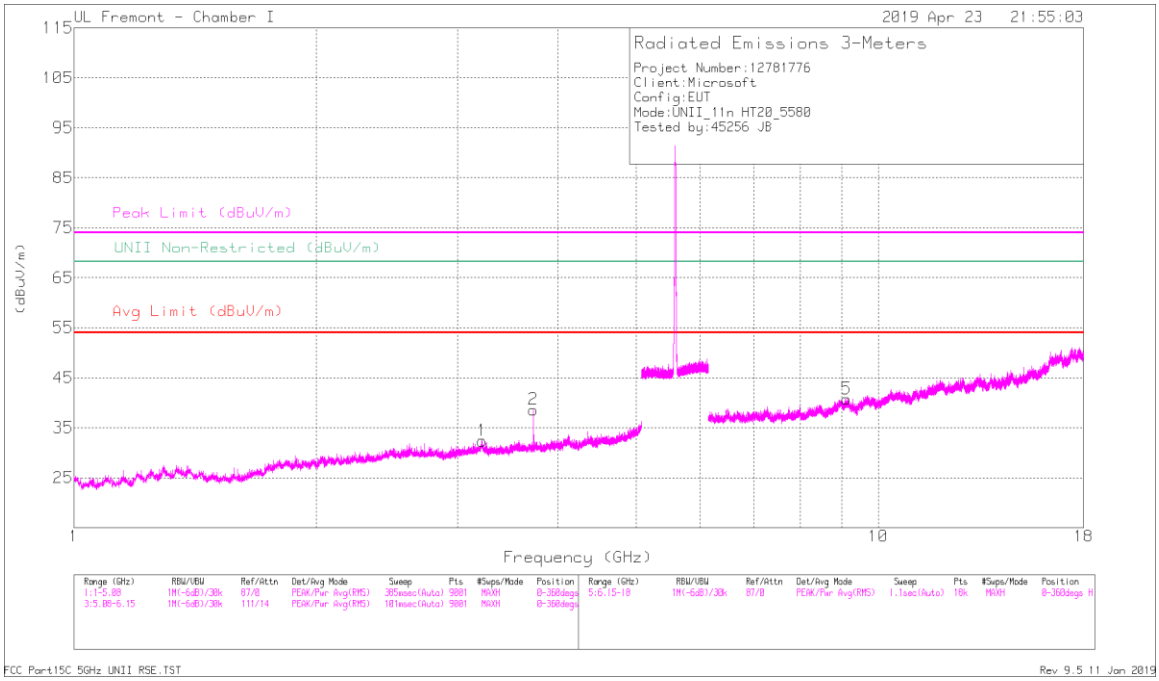

HORIZONTAL

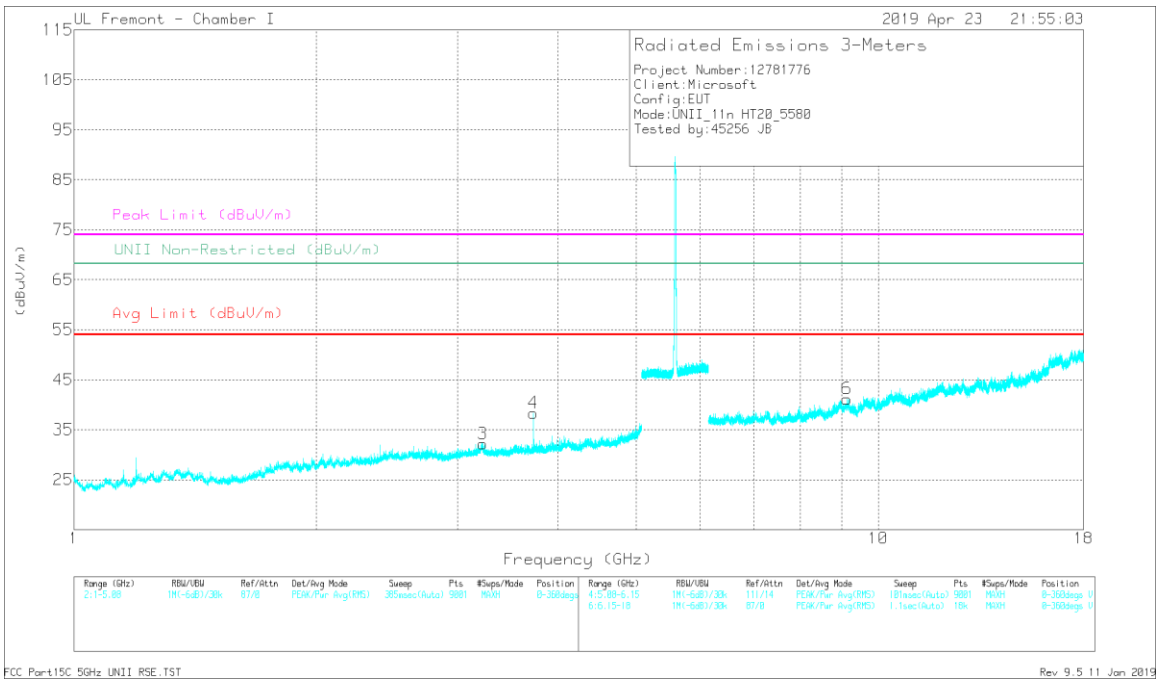

VERTICAL

UL VERIFICATION SERVICES INC.
47173 Benicia Street, Fremont, CA 94538; USA TEL:(510) 319-4000 FAX:(510) 661-0888
This report shall not be reproduced except in full, without the written approval of UL Verification Services Inc.

RADIATED EMISSIONS

Marker	Frequency (GHz)	Meter Reading (dBuV)	Det	AF T862 (dB/m)	Amp/Cbl/Fltr/Pad (dB)	DC Corr (dB)	Corrected Reading (dBuV/m)	Avg Limit (dBuV/m)	Margin (dB)	Peak Limit (dBuV/m)	PK Margin (dB)	UNII Non-Restricted (dBuV/m)	PK Margin (dB)	Azimuth (Degs)	Height (cm)	Polarity
1	3.22	35.63	PK-U	33.2	-29.8	0	39.03	-	-	-	-	68.2	-29.17	170	159	H
2	* 3.727	38.05	PK-U	32.9	-29.3	0	41.65	-	-	74	-32.35	-	-	317	193	H
	* 3.727	32.02	ADR	32.9	-29.3	.2	35.82	54	-18.18	-	-	-	-	317	193	H
3	3.226	35.54	PK-U	33.1	-29.8	0	38.84	-	-	-	-	68.2	-29.36	91	117	V
4	* 3.727	38.79	PK-U	32.9	-29.3	0	42.39	-	-	74	-31.61	-	-	99	110	V
	* 3.727	34.31	ADR	32.9	-29.3	.2	38.11	54	-15.89	-	-	-	-	99	110	V
5	* 9.134	28.69	PK-U	36.3	-17.7	0	47.29	-	-	74	-26.71	-	-	59	386	H
	* 9.136	19.67	ADR	36.3	-17.7	.2	38.47	54	-15.53	-	-	-	-	59	386	H
6	* 9.143	29.81	PK-U	36.3	-17.7	0	48.41	-	-	74	-25.59	-	-	238	209	V
	* 9.143	19.99	ADR	36.3	-17.7	.2	38.79	54	-15.21	-	-	-	-	238	209	V

* - indicates frequency in CFR47 Pt 15 / IC RSS-Restricted Band
PK-U - U-NII: Maximum Peak
ADR - U-NII AD primary method, RMS average

UL VERIFICATION SERVICES INC.
47173 Benicia Street, Fremont, CA 94538; USA TEL:(510) 319-4000 FAX:(510) 661-0888
This report shall not be reproduced except in full, without the written approval of UL Verification Services Inc.

HIGH CHANNEL RESULTS

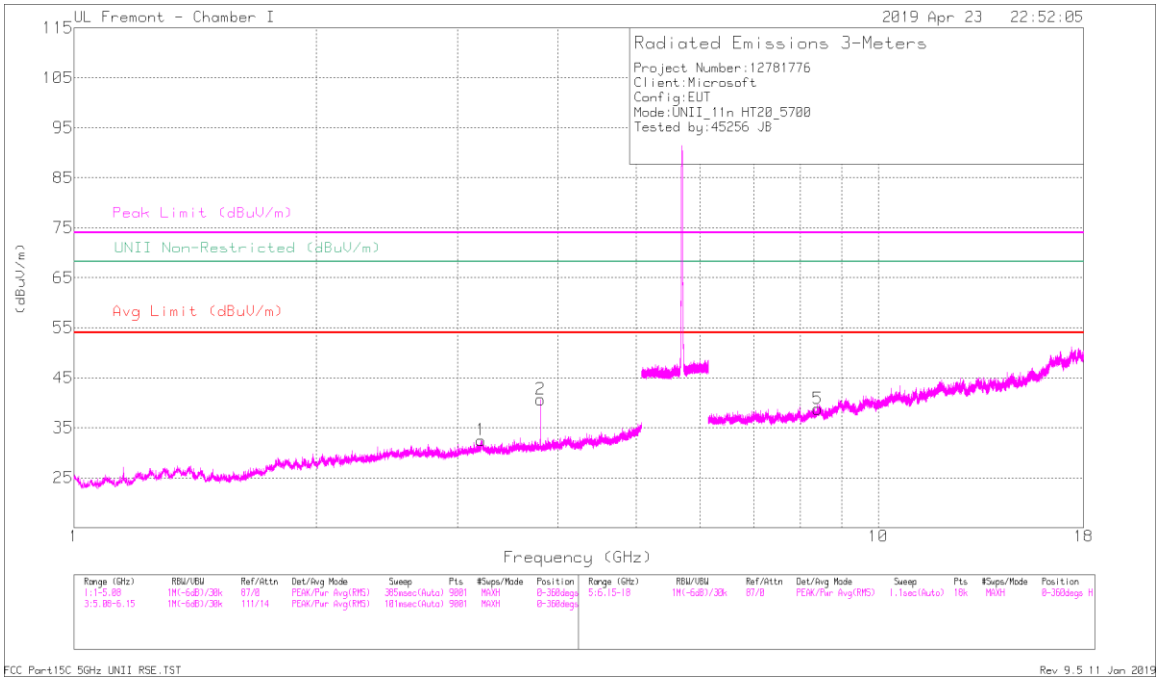

HORIZONTAL

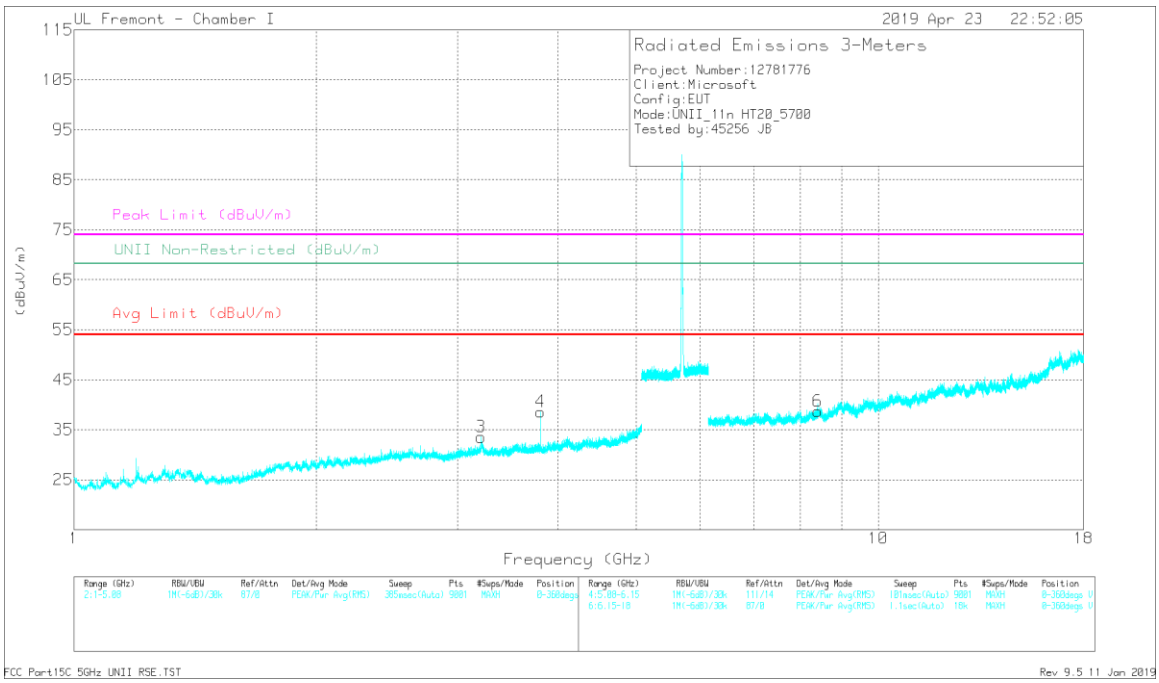

VERTICAL

UL VERIFICATION SERVICES INC.
47173 Benicia Street, Fremont, CA 94538; USA TEL:(510) 319-4000 FAX:(510) 661-0888
This report shall not be reproduced except in full, without the written approval of UL Verification Services Inc.

RADIATED EMISSIONS

Marker	Frequency (GHz)	Meter Reading (dBuV)	Det	AF T862 (dB/m)	Amp/Cbl/Fltr/Pad (dB)	DC Corr (dB)	Corrected Reading (dBuV/m)	Avg Limit (dBuV/m)	Margin (dB)	Peak Limit (dBuV/m)	PK Margin (dB)	UNII Non-Restricted (dBuV/m)	PK Margin (dB)	Azimuth (Degs)	Height (cm)	Polarity
1	3.204	36.51	PK-U	33.3	-29.9	0	39.91	-	-	-	-	68.2	-28.29	267	183	H
2	* 3.8	40.45	PK-U	33.1	-29.8	0	43.75	-	-	74	-30.25	-	-	142	114	H
	* 3.8	36.55	ADR	33.1	-29.8	.2	40.05	54	-13.95	-	-	-	-	142	114	H
3	3.21	35.65	PK-U	33.6	-29.8	0	39.45	-	-	-	-	68.2	-28.75	188	219	V
4	* 3.8	39.35	PK-U	33.1	-29.8	0	42.65	-	-	74	-31.35	-	-	318	151	V
	* 3.8	33.72	ADR	33.1	-29.8	.2	37.22	54	-16.78	-	-	-	-	318	151	V
5	* 8.408	29.31	PK-U	35.7	-19.4	0	45.61	-	-	74	-28.39	-	-	210	316	H
	* 8.408	19.38	ADR	35.7	-19.4	.2	35.88	54	-18.12	-	-	-	-	210	316	H
6	* 8.406	29.47	PK-U	35.7	-19.4	0	45.77	-	-	74	-28.23	-	-	295	244	V
	* 8.406	19.93	ADR	35.7	-19.4	.2	36.43	54	-17.57	-	-	-	-	295	244	V

* - indicates frequency in CFR47 Pt 15 / IC RSS-Restricted Band
PK-U - U-NII: Maximum Peak
ADR - U-NII AD primary method, RMS average

UL VERIFICATION SERVICES INC.
47173 Benicia Street, Fremont, CA 94538; USA TEL:(510) 319-4000 FAX:(510) 661-0888
This report shall not be reproduced except in full, without the written approval of UL Verification Services Inc.

9.1.7. TX ABOVE 1 GHz 802.11a MODE IN THE 5.8 GHz BAND

1TX Antenna 1 MODE

BANDEDGE (LOW CHANNEL)

HORIZONTAL RESULT

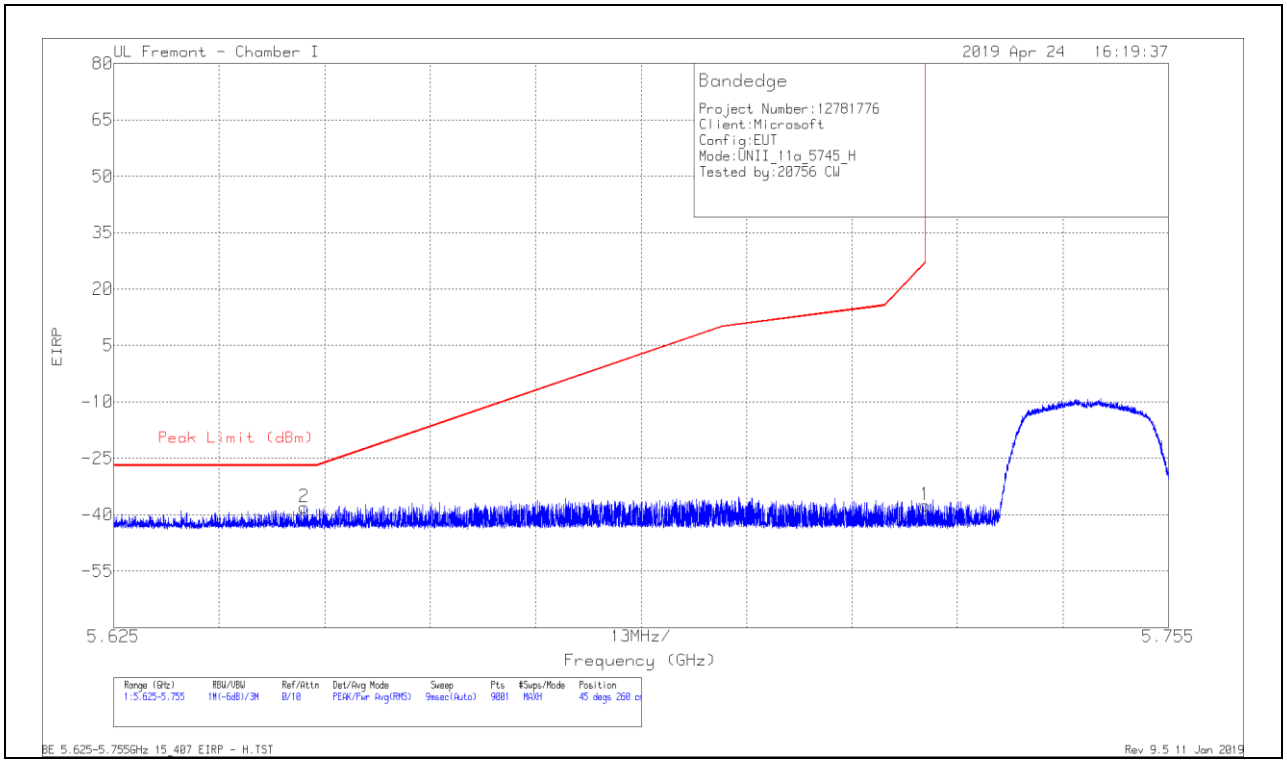

Marker	Frequency (GHz)	Meter Reading (dBm)	Det	AF T862 (dB/m)	Amp/Cbl/Flt r/Pad (dB)	Conversion Factor (dB)	Corrected Reading EIRP	Peak Limit (dBm)	PK Margin (dB)	Azimuth (Degs)	Height (cm)	Polarity
1	5.725	-65.76	Pk	35	-18.5	11.8	-37.46	26.99	-64.45	45	260	H
2	5.649	-66.28	Pk	35	-18.6	11.8	-38.08	-27	-11.08	45	260	H

* - indicates frequency in CFR47 Pt 15 / IC RSS-Restricted Band
Pk - Peak detector

UL VERIFICATION SERVICES INC.
47173 Benicia Street, Fremont, CA 94538; USA TEL:(510) 319-4000 FAX:(510) 661-0888
This report shall not be reproduced except in full, without the written approval of UL Verification Services Inc.

VERTICAL RESULT

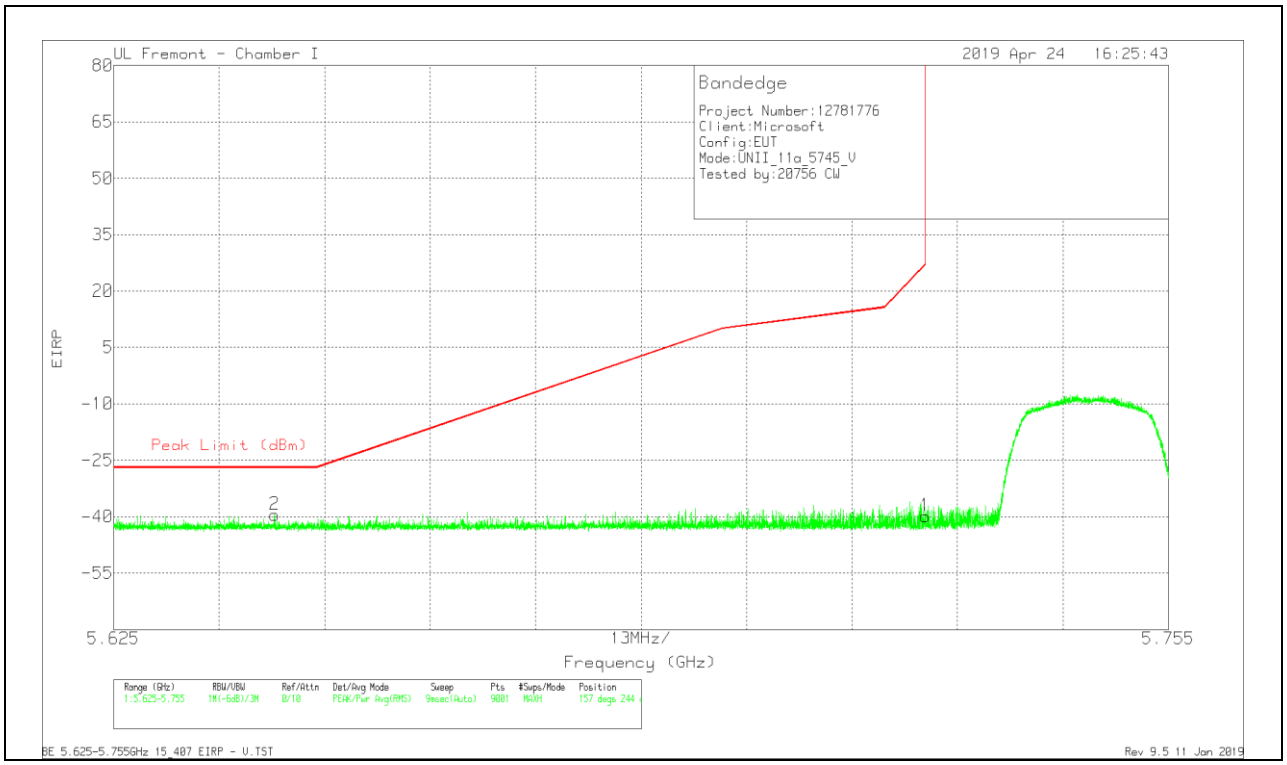

Marker	Frequency (GHz)	Meter Reading (dBm)	Det	AF T862 (dB/m)	Amp/Cbl/Flt r/Pad (dB)	Conversion Factor (dB)	Corrected Reading EIRP	Peak Limit (dBm)	PK Margin (dB)	Azimuth (Degs)	Height (cm)	Polarity
1	5.725	-68.13	Pk	35	-18.5	11.8	-39.83	26.99	-66.82	157	244	V
2	5.645	-67.89	Pk	35.1	-18.6	11.8	-39.59	-27	-12.59	157	244	V

* - indicates frequency in CFR47 Pt 15 / IC RSS-Restricted Band
Pk - Peak detector

UL VERIFICATION SERVICES INC.
47173 Benicia Street, Fremont, CA 94538; USA TEL:(510) 319-4000 FAX:(510) 661-0888
This report shall not be reproduced except in full, without the written approval of UL Verification Services Inc.

BANDEDGE (HIGH CHANNEL)

HORIZONTAL RESULT

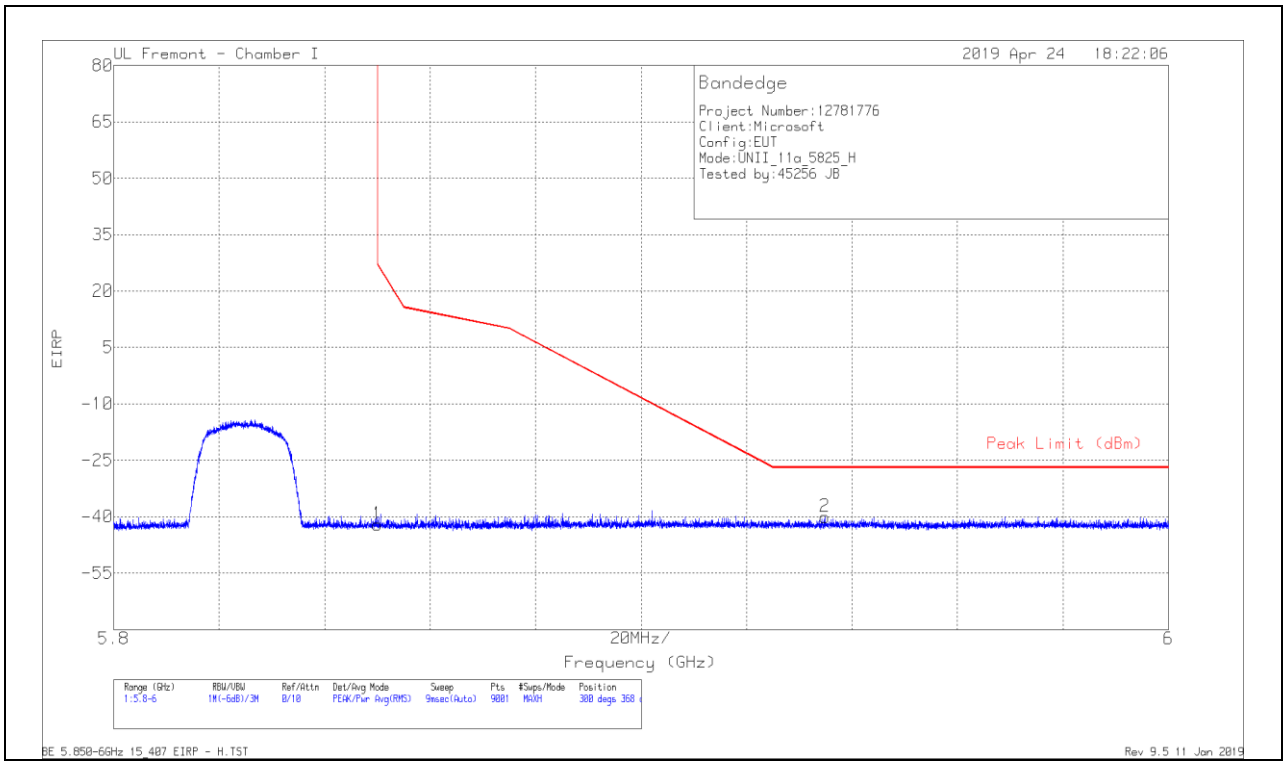

Marker	Frequency (GHz)	Meter Reading (dBm)	Det	AF T862 (dB/m)	Amp/Cbl/Flt r/Pad (dB)	Conversion Factor (dB)	Corrected Reading EIRP	Peak Limit (dBm)	PK Margin (dB)	Azimuth (Degs)	Height (cm)	Polarity
1	5.85	-71.56	Pk	35.1	-17.4	11.8	-42.06	26.95	-69.01	300	368	H
2	5.935	-69.54	Pk	35.1	-17.4	11.8	-40.04	-27	-13.04	300	368	H

* - indicates frequency in CFR47 Pt 15 / IC RSS-Restricted Band
Pk - Peak detector

UL VERIFICATION SERVICES INC.
47173 Benicia Street, Fremont, CA 94538; USA TEL:(510) 319-4000 FAX:(510) 661-0888
This report shall not be reproduced except in full, without the written approval of UL Verification Services Inc.

VERTICAL RESULT

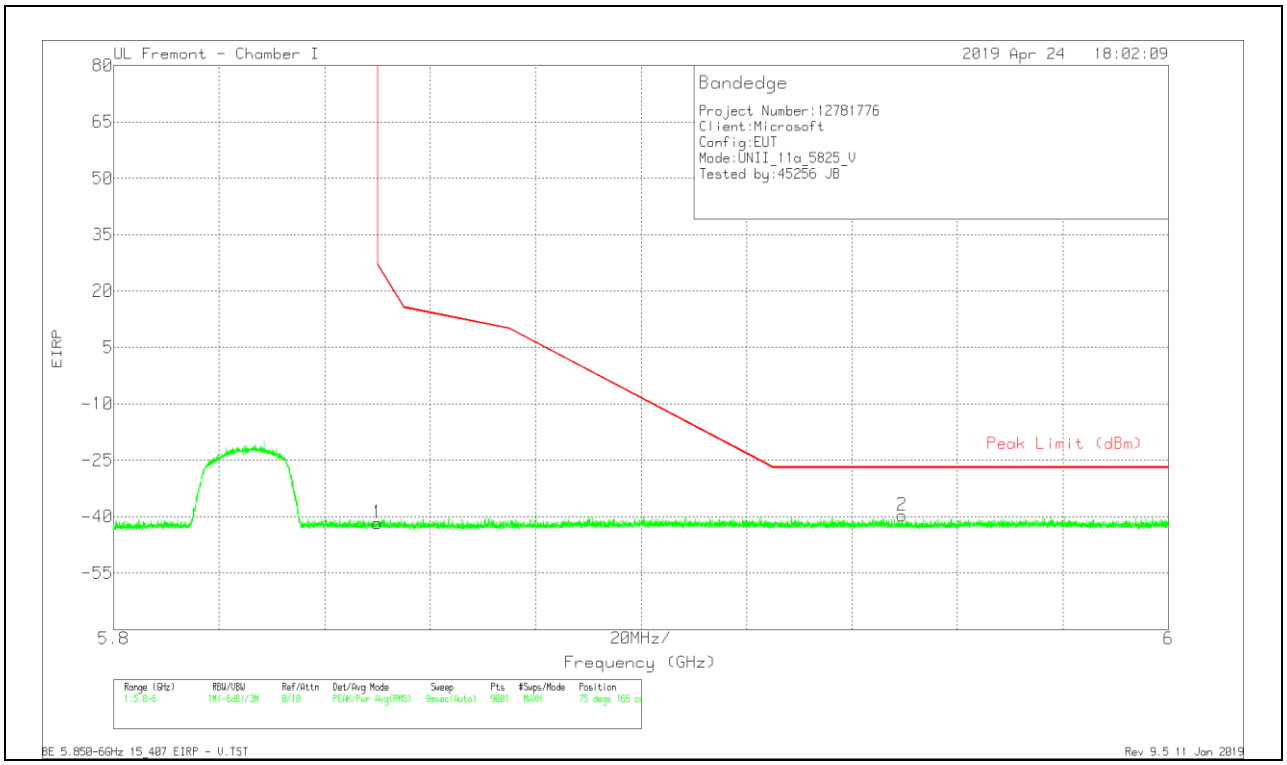

Marker	Frequency (GHz)	Meter Reading (dBm)	Det	AF T862 (dB/m)	Amp/Cbl/Flt r/Pad (dB)	Conversion Factor (dB)	DC Corr (dB)	Corrected Reading EIRP	Peak Limit (dBm)	PK Margin (dB)	Azimuth (Degs)	Height (cm)	Polarity
1	5.85	-71.26	Pk	35.1	-17.4	11.8	0	-41.76	26.95	-68.71	75	166	V
2	5.95	-69.17	Pk	35.2	-17.5	11.8	0	-39.67	-27	-12.67	75	166	V

* - indicates frequency in CFR47 Pt 15 / IC RSS-Restricted Band
Pk - Peak detector

UL VERIFICATION SERVICES INC.
47173 Benicia Street, Fremont, CA 94538; USA TEL:(510) 319-4000 FAX:(510) 661-0888
This report shall not be reproduced except in full, without the written approval of UL Verification Services Inc.

HARMONICS AND SPURIOUS EMISSIONS

LOW CHANNEL RESULTS

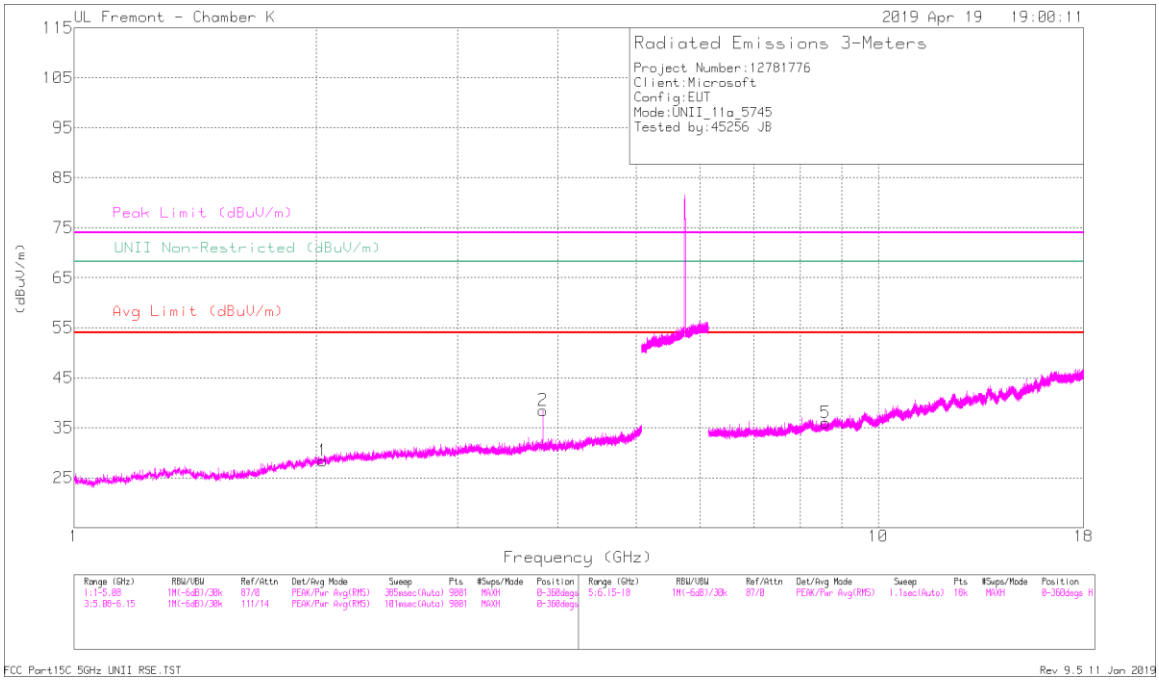

HORIZONTAL

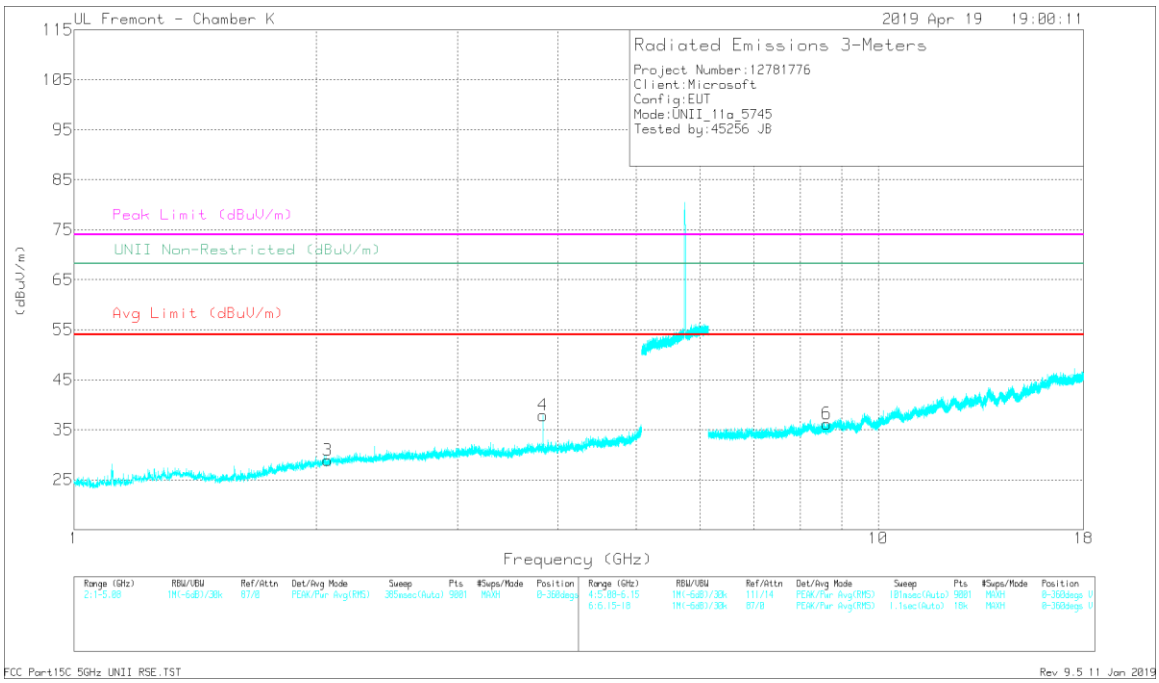

VERTICAL

UL VERIFICATION SERVICES INC.
47173 Benicia Street, Fremont, CA 94538; USA TEL:(510) 319-4000 FAX:(510) 661-0888
This report shall not be reproduced except in full, without the written approval of UL Verification Services Inc.

RADIATED EMISSIONS

Marker	Frequency (GHz)	Meter Reading (dBuV)	Det	AF T344 (dB/m)	Amp/Cbl/Fltr/Pad (dB)	DC Corr (dB)	Corrected Reading (dBuV/m)	Avg Limit (dBuV/m)	Margin (dB)	Peak Limit (dBuV/m)	PK Margin (dB)	UNII Non-Restricted (dBuV/m)	PK Margin (dB)	Azimuth (Degs)	Height (cm)	Polarity
2	* 3.83	40.78	PK-U	33.4	-31.6	0	42.58	-	-	74	-31.42	-	-	71	190	H
	* 3.83	35.45	ADR	33.4	-31.6	.19	37.44	54	-16.56	-	-	-	-	71	190	H
1	2.039	40.51	PK-U	31.2	-35.1	0	36.61	-	-	-	-	68.2	-31.59	283	384	H
4	* 3.83	40.23	PK-U	33.4	-31.6	0	42.03	-	-	74	-31.97	-	-	301	125	V
	* 3.83	35.34	ADR	33.4	-31.6	.19	37.33	54	-16.67	-	-	-	-	301	125	V
3	2.065	40.27	PK-U	31.3	-35.2	0	36.37	-	-	-	-	68.2	-31.83	88	314	V
5	8.6	31.09	PK-U	35.8	-24.4	0	42.49	-	-	-	-	68.2	-25.71	145	152	H
6	8.632	31.22	PK-U	35.9	-24.5	0	42.62	-	-	-	-	68.2	-25.58	10	370	V

* - indicates frequency in CFR47 Pt 15 / IC RSS-Restricted Band
PK-U - U-NII: Maximum Peak
ADR - U-NII AD primary method, RMS average

UL VERIFICATION SERVICES INC.
47173 Benicia Street, Fremont, CA 94538; USA TEL:(510) 319-4000 FAX:(510) 661-0888
This report shall not be reproduced except in full, without the written approval of UL Verification Services Inc.

MID CHANNEL RESULTS

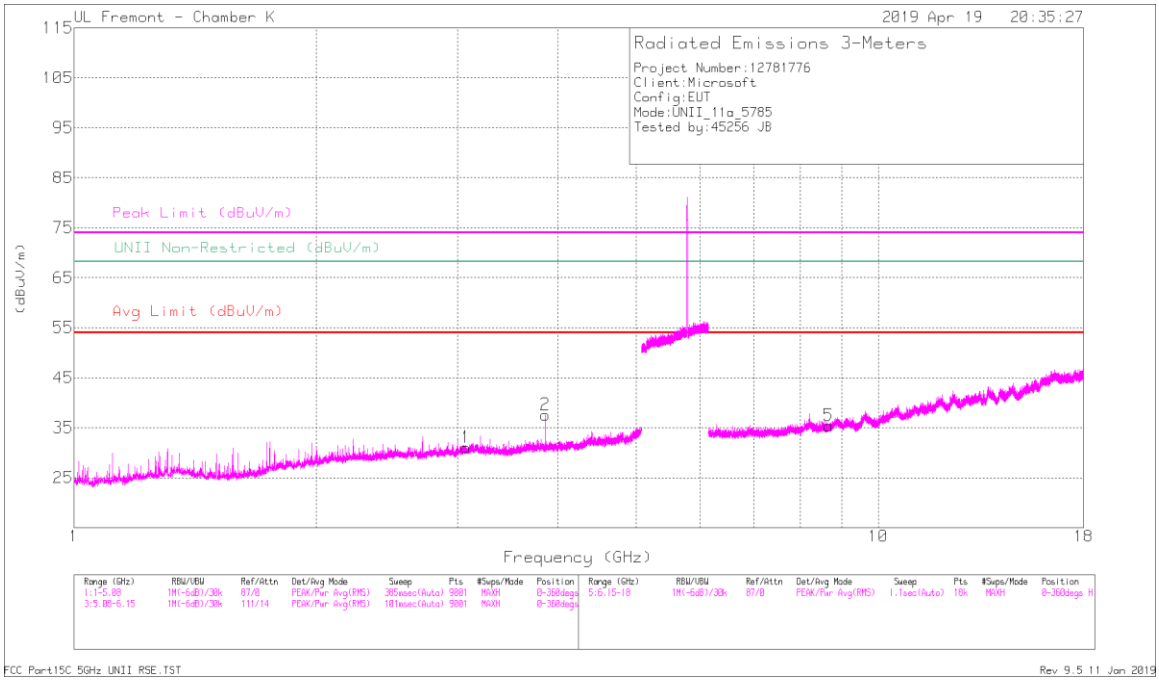

HORIZONTAL

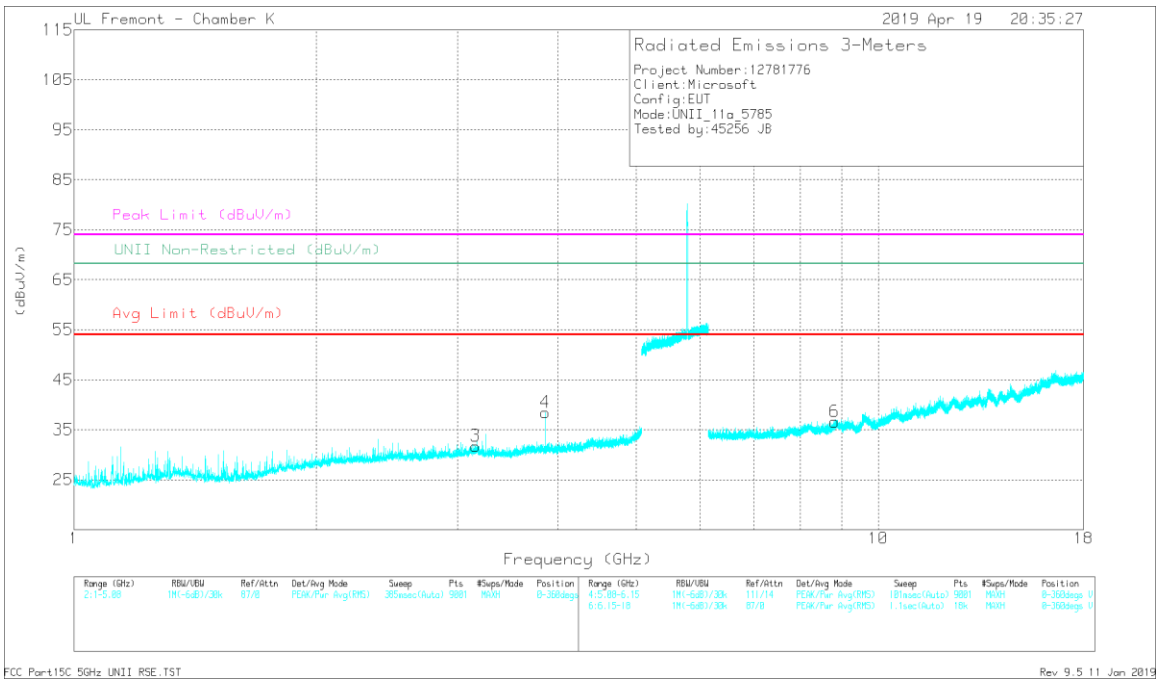

VERTICAL

UL VERIFICATION SERVICES INC.
47173 Benicia Street, Fremont, CA 94538; USA TEL:(510) 319-4000 FAX:(510) 661-0888
This report shall not be reproduced except in full, without the written approval of UL Verification Services Inc.

RADIATED EMISSIONS

Marker	Frequency (GHz)	Meter Reading (dBuV)	Det	AF T344 (dB/m)	Amp/Cbl/Fltr/Pad (dB)	DC Corr (dB)	Corrected Reading (dBuV/m)	Avg Limit (dBuV/m)	Margin (dB)	Peak Limit (dBuV/m)	PK Margin (dB)	UNII Non-Restricted (dBuV/m)	PK Margin (dB)	Azimuth (Degs)	Height (cm)	Polarity
2	* 3.857	40.77	PK-U	33.4	-31.6	0	42.57	-	-	74	-31.43	-	-	344	348	H
	* 3.857	34.89	ADR	33.4	-31.6	.19	36.88	54	-17.12	-	-	-	-	344	348	H
1	3.071	39.92	PK-U	32.9	-34	0	38.82	-	-	-	-	68.2	-29.38	320	101	H
4	* 3.857	41.1	PK-U	33.4	-31.6	0	42.9	-	-	74	-31.1	-	-	279	124	V
	* 3.857	35.76	ADR	33.4	-31.6	0	37.75	54	-16.25	-	-	-	-	279	124	V
3	3.159	40.19	PK-U	32.9	-33.4	0	39.69	-	-	-	-	68.2	-28.51	307	269	V
5	8.675	32.04	PK-U	35.9	-24.6	0	43.34	-	-	-	-	68.2	-24.86	347	168	H
6	8.825	31.49	PK-U	36.1	-24	0	43.59	-	-	-	-	68.2	-24.61	354	104	V

* - indicates frequency in CFR47 Pt 15 / IC RSS-Restricted Band
PK-U - U-NII: Maximum Peak
ADR - U-NII AD primary method, RMS average

UL VERIFICATION SERVICES INC.
47173 Benicia Street, Fremont, CA 94538; USA TEL:(510) 319-4000 FAX:(510) 661-0888
This report shall not be reproduced except in full, without the written approval of UL Verification Services Inc.

HIGH CHANNEL RESULTS

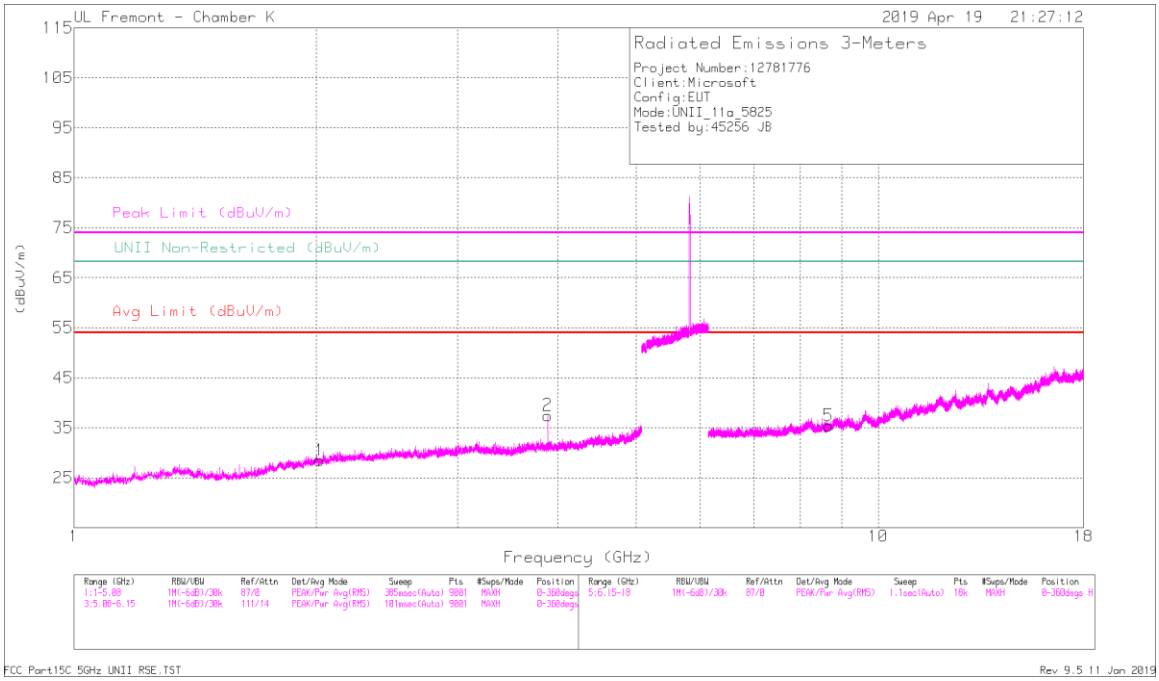

HORIZONTAL

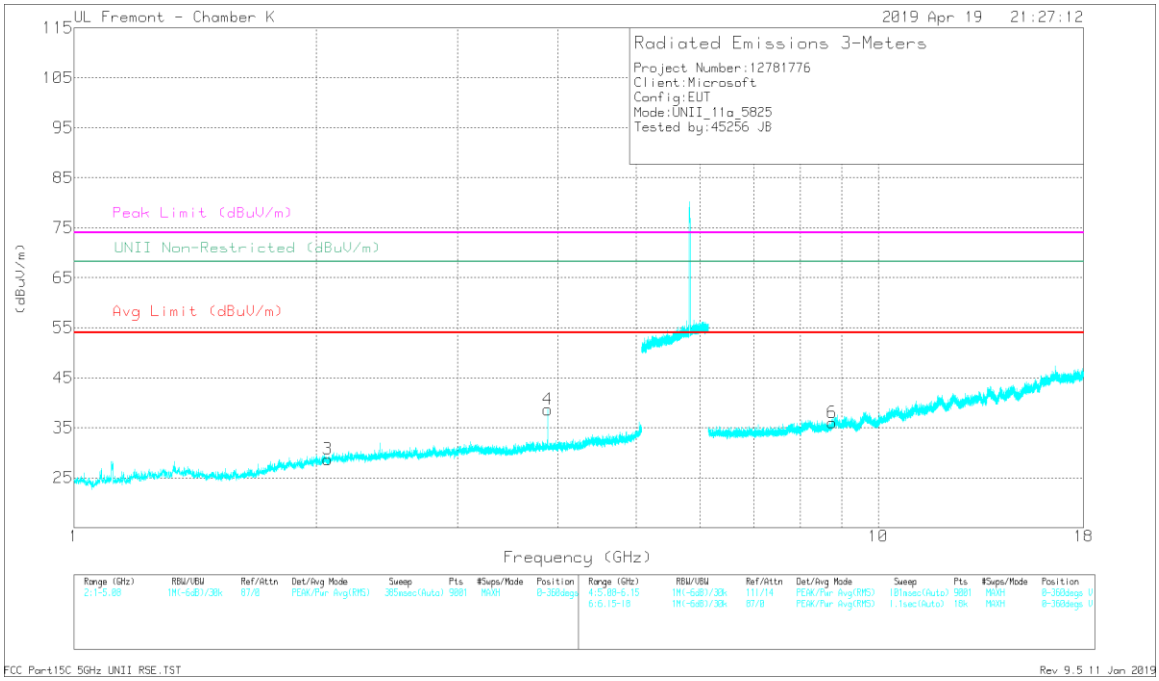

VERTICAL

UL VERIFICATION SERVICES INC.
47173 Benicia Street, Fremont, CA 94538; USA TEL:(510) 319-4000 FAX:(510) 661-0888
This report shall not be reproduced except in full, without the written approval of UL Verification Services Inc.

RADIATED EMISSIONS

Merker	Frequency (GHz)	Meter Reading (dBuV)	Det	AF T344 (dB/m)	Amp/Cbl/Fltr/Pad (dB)	DC Corr (dB)	Corrected Reading (dBuV/m)	Avg Limit (dBuV/m)	Margin (dB)	Peak Limit (dBuV/m)	PK Margin (dB)	UNII Non-Restricted (dBuV/m)	PK Margin (dB)	Azimuth (Degs)	Height (cm)	Polarity
2	* 3.883	40.4	PK-U	33.4	-31.7	0	42.1	-	-	74	-31.9	-	-	71	200	H
	* 3.883	35.01	ADR	33.4	-31.7	.19	36.9	54	-17.1	-	-	-	-	71	200	H
1	2.019	41.26	PK-U	31.1	-35.1	0	37.26	-	-	-	-	68.2	-30.94	115	279	H
4	* 3.883	40.84	PK-U	33.4	-31.7	0	42.54	-	-	74	-31.46	-	-	284	135	V
	* 3.883	35.62	ADR	33.4	-31.7	.19	37.51	54	-16.49	-	-	-	-	284	135	V
3	2.067	40.17	PK-U	31.4	-35.2	0	36.37	-	-	-	-	68.2	-31.83	150	344	V
5	8.676	31.94	PK-U	35.9	-24.6	0	43.24	-	-	-	-	68.2	-24.96	245	134	H
6	8.761	32.35	PK-U	36.1	-24.6	0	43.85	-	-	-	-	68.2	-24.35	328	385	V

* - indicates frequency in CFR47 Pt 15 / IC RSS-Restricted Band
PK-U - U-NII: Maximum Peak
ADR - U-NII AD primary method, RMS average

UL VERIFICATION SERVICES INC.
47173 Benicia Street, Fremont, CA 94538; USA TEL:(510) 319-4000 FAX:(510) 661-0888
This report shall not be reproduced except in full, without the written approval of UL Verification Services Inc.

1TX Antenna 2 MODE

BANDEDGE (LOW CHANNEL)

HORIZONTAL RESULT

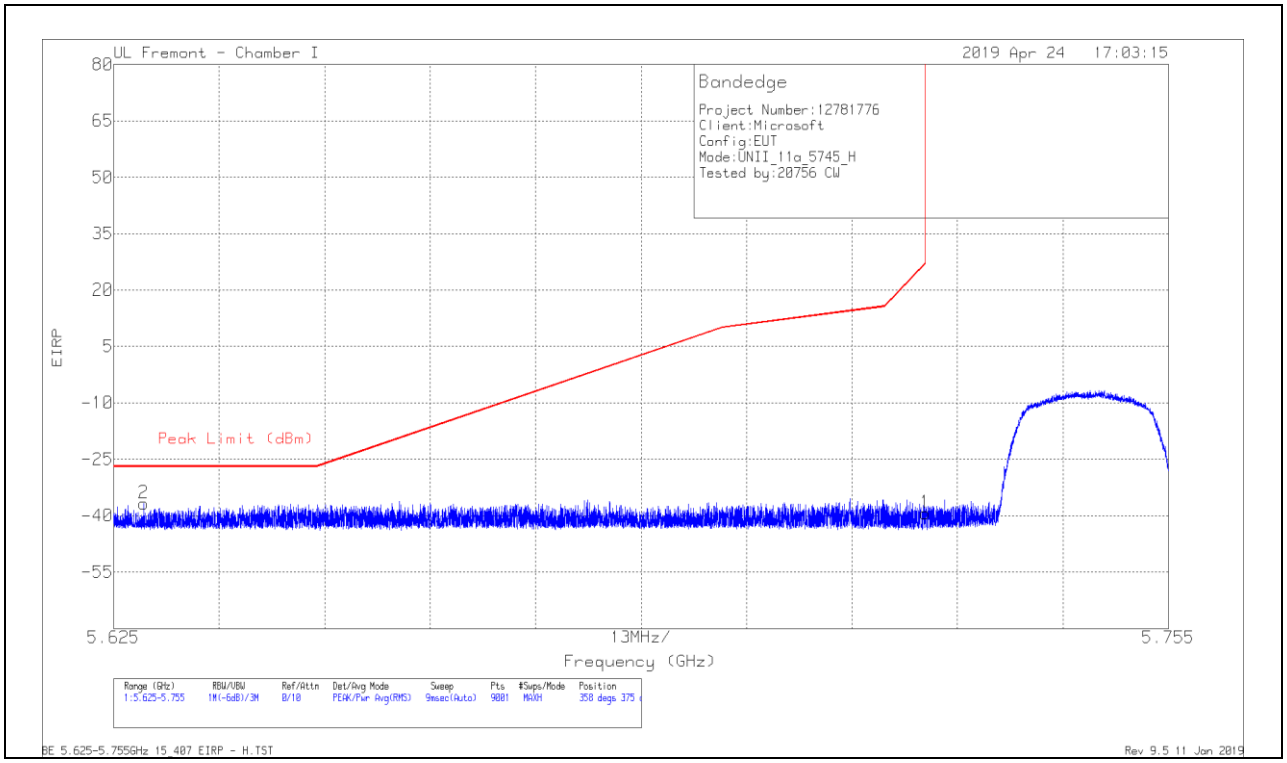

Marker	Frequency (GHz)	Meter Reading (dBm)	Det	AF T862 (dB/m)	Amp/Cbl/Flt r/Pad (dB)	Conversion Factor (dB)	Corrected Reading EIRP	Peak Limit (dBm)	PK Margin (dB)	Azimuth (Degs)	Height (cm)	Polarity
1	5.725	-67.68	Pk	35	-18.5	11.8	-39.38	26.99	-66.37	358	375	H
2	5.629	-65.11	Pk	35.1	-18.6	11.8	-36.81	-27	-9.81	358	375	H

* - indicates frequency in CFR47 Pt 15 / IC RSS-Restricted Band
Pk - Peak detector

UL VERIFICATION SERVICES INC.
47173 Benicia Street, Fremont, CA 94538; USA TEL:(510) 319-4000 FAX:(510) 661-0888
This report shall not be reproduced except in full, without the written approval of UL Verification Services Inc.

VERTICAL RESULT

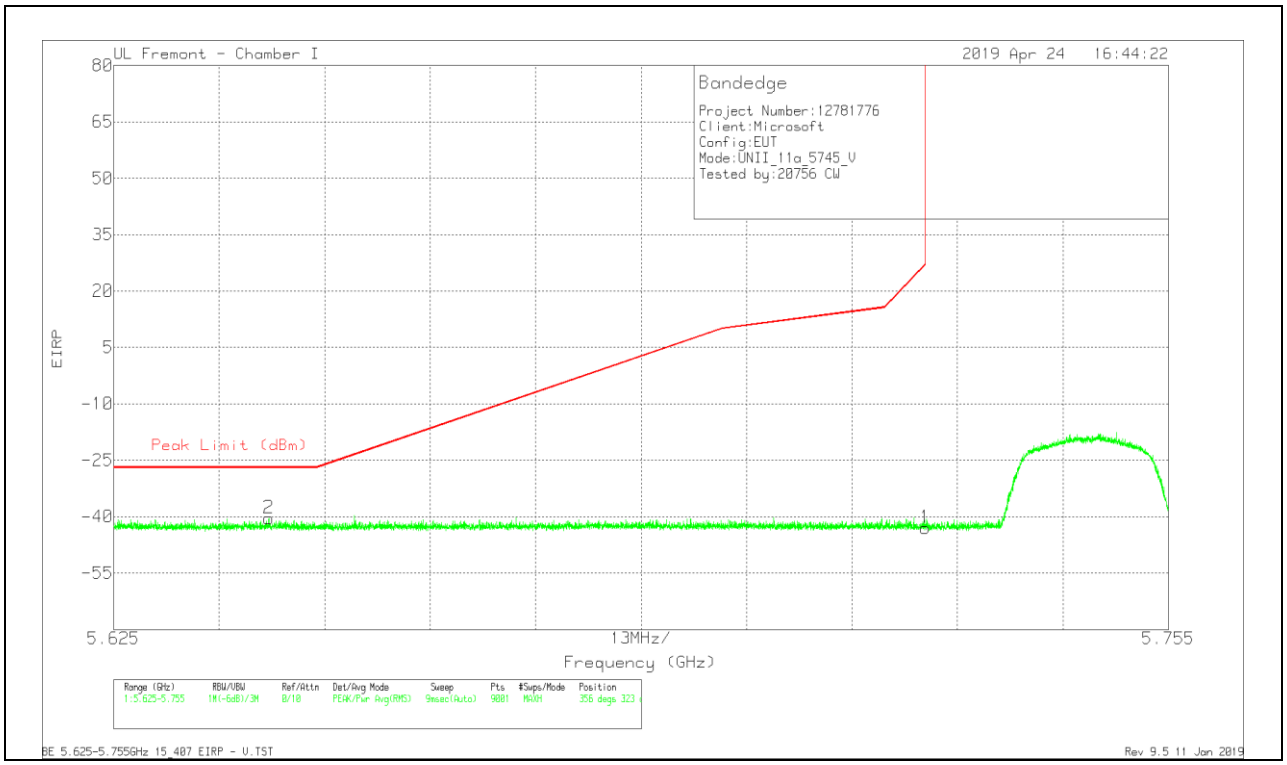

Marker	Frequency (GHz)	Meter Reading (dBm)	Det	AF T862 (dB/m)	Amp/Cbl/Flt r/Pad (dB)	Conversion Factor (dB)	Corrected Reading EIRP	Peak Limit (dBm)	PK Margin (dB)	Azimuth (Degs)	Height (cm)	Polarity
1	5.725	-71.28	Pk	35	-18.5	11.8	-42.98	26.99	-69.97	356	323	V
2	5.644	-68.81	Pk	35.1	-18.6	11.8	-40.51	-27	-13.51	356	323	V

* - indicates frequency in CFR47 Pt 15 / IC RSS-Restricted Band
Pk - Peak detector

UL VERIFICATION SERVICES INC.
47173 Benicia Street, Fremont, CA 94538; USA TEL:(510) 319-4000 FAX:(510) 661-0888
This report shall not be reproduced except in full, without the written approval of UL Verification Services Inc.

BANDEDGE (HIGH CHANNEL)

HORIZONTAL RESULT

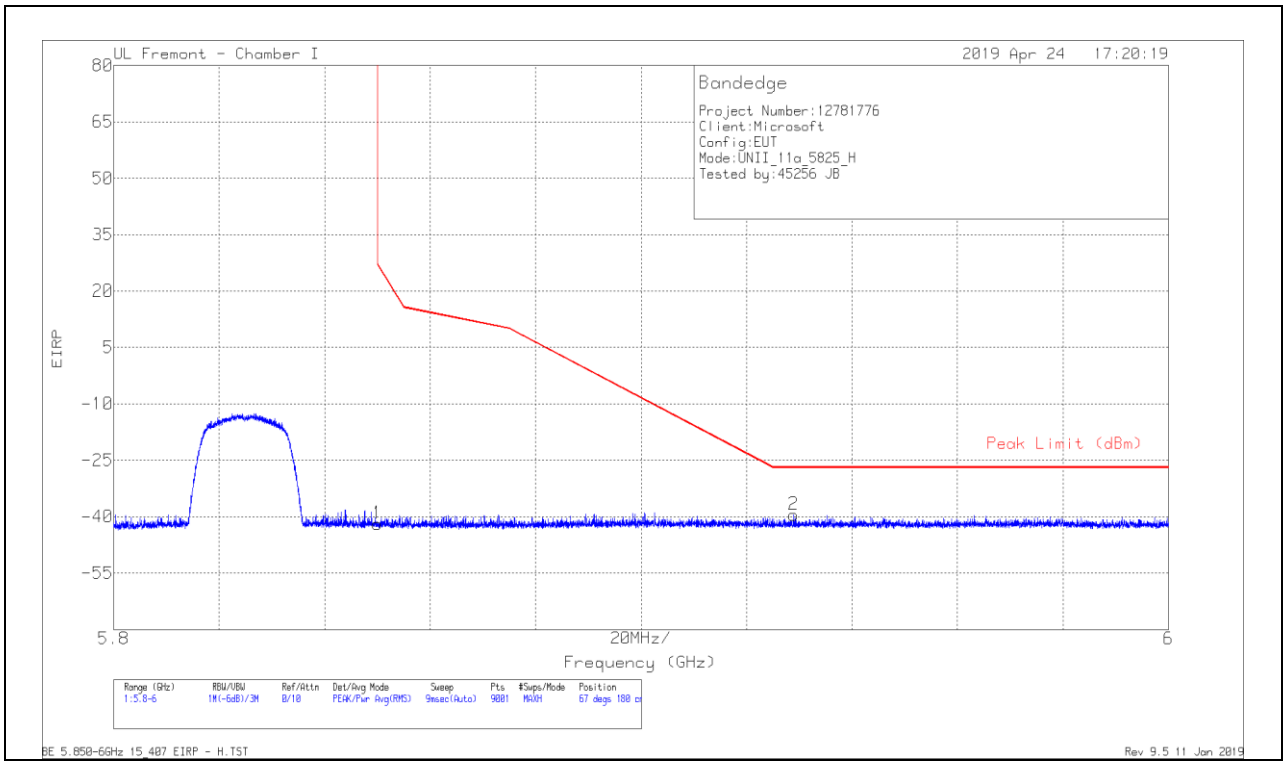

Marker	Frequency (GHz)	Meter Reading (dBm)	Det	AF T862 (dB/m)	Amp/Cbl/Flt r/Pad (dB)	Conversion Factor (dB)	Corrected Reading EIRP	Peak Limit (dBm)	PK Margin (dB)	Azimuth (Degs)	Height (cm)	Polarity
1	5.85	-71.36	Pk	35.1	-17.4	11.8	-41.86	26.95	-68.81	67	180	H
2	5.929	-69.19	Pk	35.2	-17.4	11.8	-39.59	-27	-12.59	67	180	H

* - indicates frequency in CFR47 Pt 15 / IC RSS-Restricted Band
Pk - Peak detector

UL VERIFICATION SERVICES INC.
47173 Benicia Street, Fremont, CA 94538; USA TEL:(510) 319-4000 FAX:(510) 661-0888
This report shall not be reproduced except in full, without the written approval of UL Verification Services Inc.

VERTICAL RESULT

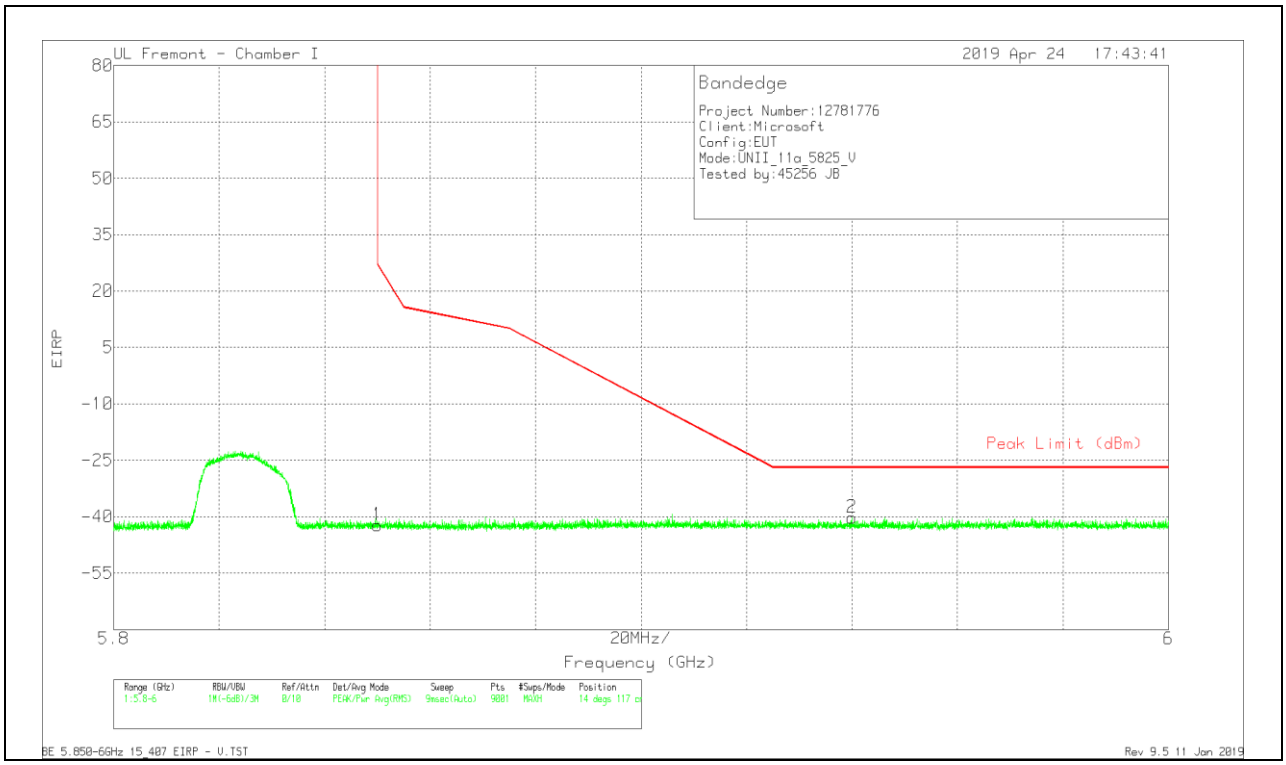

Marker	Frequency (GHz)	Meter Reading (dBm)	Det	AF T862 (dB/m)	Amp/Cbl/Flt r/Pad (dB)	Conversion Factor (dB)	DC Corr (dB)	Corrected Reading EIRP	Peak Limit (dBm)	PK Margin (dB)	Azimuth (Degs)	Height (cm)	Polarity
1	5.85	-71.71	Pk	35.1	-17.4	11.8	0	-42.21	26.95	-69.16	14	117	V
2	5.94	-69.8	Pk	35.2	-17.4	11.8	0	-40.2	-27	-13.2	14	117	V

* - indicates frequency in CFR47 Pt 15 / IC RSS-Restricted Band
Pk - Peak detector

UL VERIFICATION SERVICES INC.
47173 Benicia Street, Fremont, CA 94538; USA TEL:(510) 319-4000 FAX:(510) 661-0888
This report shall not be reproduced except in full, without the written approval of UL Verification Services Inc.

HARMONICS AND SPURIOUS EMISSIONS

LOW CHANNEL RESULTS

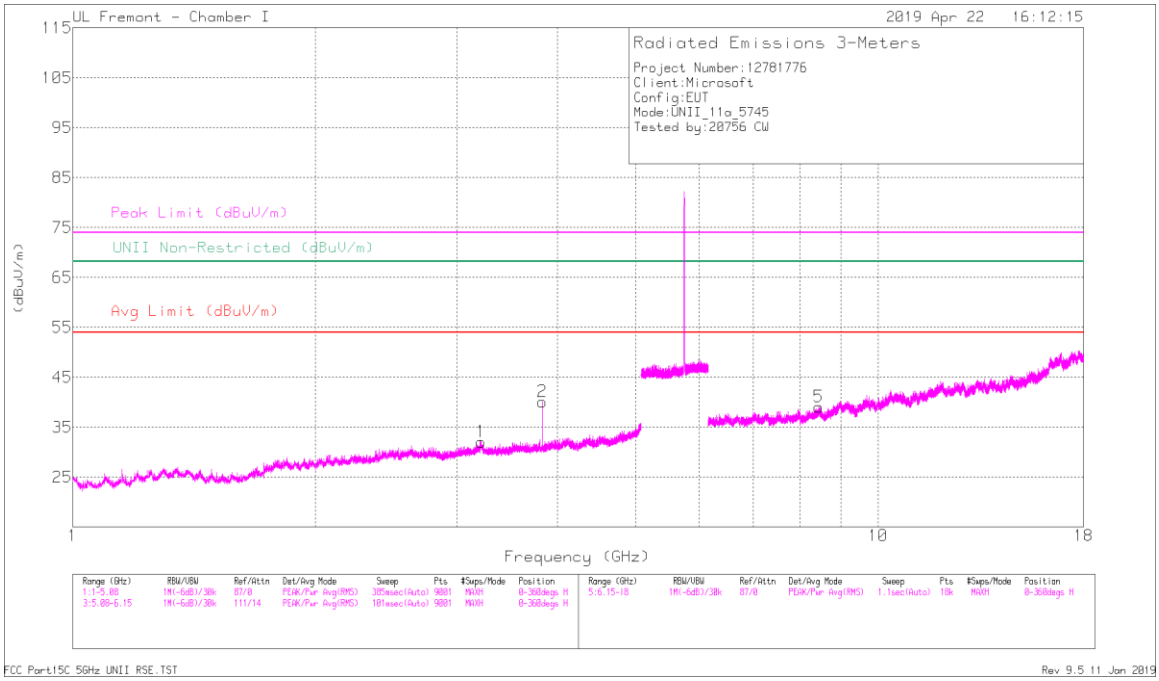

HORIZONTAL

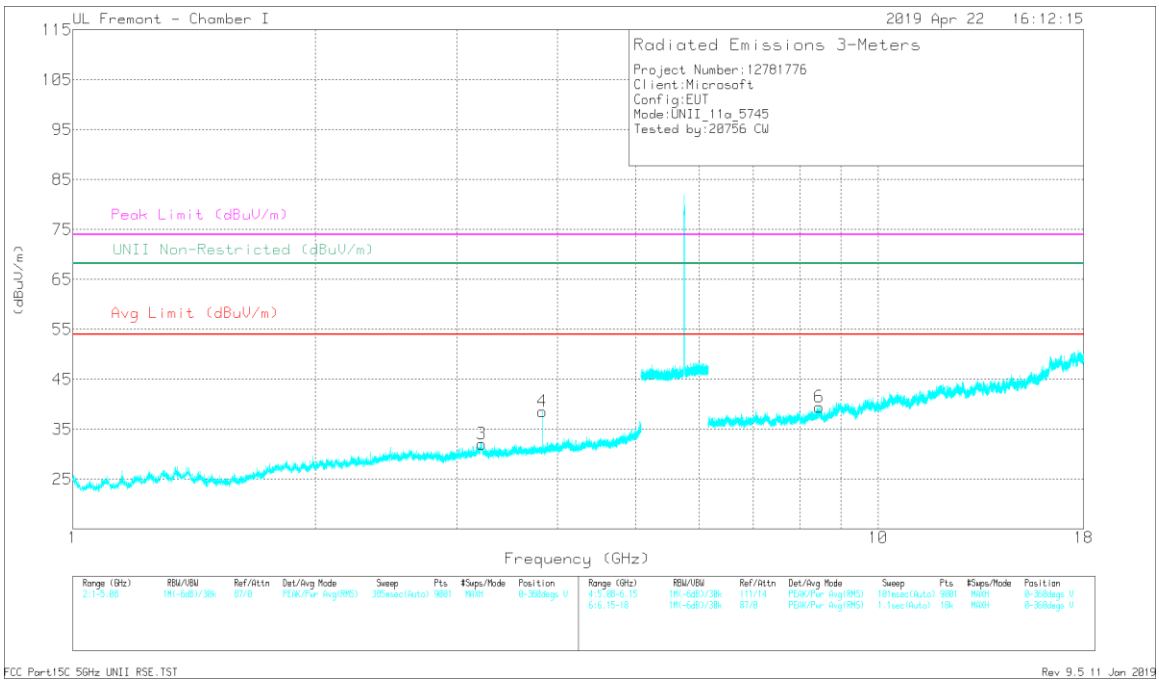

VERTICAL

UL VERIFICATION SERVICES INC.
47173 Benicia Street, Fremont, CA 94538; USA TEL:(510) 319-4000 FAX:(510) 661-0888
This report shall not be reproduced except in full, without the written approval of UL Verification Services Inc.

RADIATED EMISSIONS

Marker	Frequency (GHz)	Meter Reading (dBuV)	Det	AF T862 (dB/m)	Amp/Cbl/Fltr/Pad (dB)	DC Corr (dB)	Corrected Reading (dBuV/m)	Avg Limit (dBuV/m)	Margin (dB)	Peak Limit (dBuV/m)	PK Margin (dB)	UNII Non-Restricted (dBuV/m)	PK Margin (dB)	Azimuth (Degs)	Height (cm)	Polarity
1	3.213	35.86	PK-U	33.6	-29.9	0	39.56	-	-	-	-	68.2	-28.64	40	350	H
2	* 3.83	39.55	PK-U	33	-30	0	42.55	-	-	74	-31.45	-	-	61	100	H
	* 3.83	35.72	ADR	33	-30	.19	38.91	54	-15.09	-	-	-	-	61	100	H
3	3.219	37.13	PK-U	33.3	-29.8	0	40.63	-	-	-	-	68.2	-27.57	320	372	V
4	* 3.83	39.73	PK-U	33	-30	0	42.73	-	-	74	-31.27	-	-	76	224	V
	* 3.83	34.32	ADR	33	-30	.19	37.51	54	-16.49	-	-	-	-	76	224	V
5	* 8.438	29.32	PK-U	35.8	-19.1	0	46.02	-	-	74	-27.98	-	-	267	125	H
	* 8.44	19	ADR	35.8	-19.1	.19	35.89	54	-18.11	-	-	-	-	267	125	H
6	* 8.456	28.6	PK-U	35.8	-18.6	0	45.8	-	-	74	-28.2	-	-	310	315	V
	* 8.456	19.14	ADR	35.8	-18.6	.19	36.53	54	-17.47	-	-	-	-	310	315	V

* - indicates frequency in CFR47 Pt 15 / IC RSS-Restricted Band
PK-U - U-NII: Maximum Peak
ADR - U-NII AD primary method, RMS average

UL VERIFICATION SERVICES INC.
47173 Benicia Street, Fremont, CA 94538; USA TEL:(510) 319-4000 FAX:(510) 661-0888
This report shall not be reproduced except in full, without the written approval of UL Verification Services Inc.

MID CHANNEL RESULTS

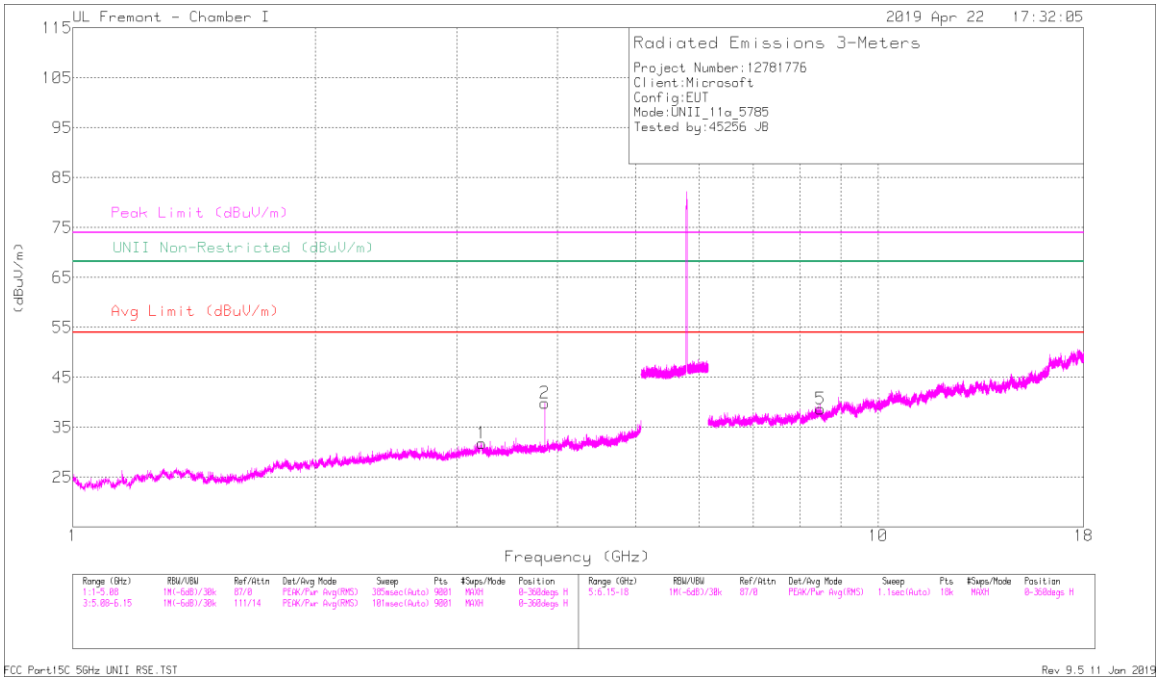

HORIZONTAL

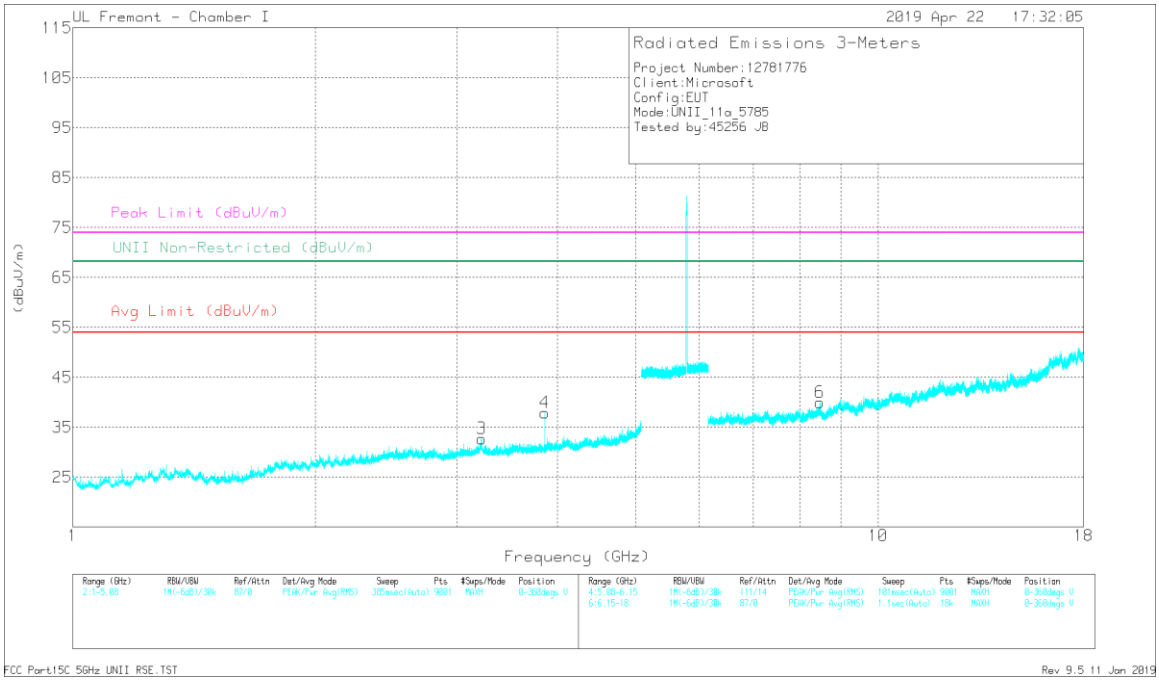

VERTICAL

UL VERIFICATION SERVICES INC.
47173 Benicia Street, Fremont, CA 94538; USA TEL:(510) 319-4000 FAX:(510) 661-0888
This report shall not be reproduced except in full, without the written approval of UL Verification Services Inc.

RADIATED EMISSIONS

Marker	Frequency (GHz)	Meter Reading (dBuV)	Det	AF T862 (dB/m)	Amp/Cbl/Fltr/Pad (dB)	DC Corr (dB)	Corrected Reading (dBuV/m)	Avg Limit (dBuV/m)	Margin (dB)	Peak Limit (dBuV/m)	PK Margin (dB)	UNII Non-Restricted (dBuV/m)	PK Margin (dB)	Azimuth (Degs)	Height (cm)	Polarity
1	3.222	35.55	PK-U	33.2	-29.9	0	38.85	-	-	-	-	68.2	-29.35	321	391	H
3	3.219	35.59	PK-U	33.2	-29.8	0	38.99	-	-	-	-	68.2	-29.21	315	343	V
2	* 3.857	39.05	PK-U	33	-29.5	0	42.55	-	-	74	-31.45	-	-	73	100	H
	* 3.857	34.51	ADR	33	-29.5	.19	38.2	54	-15.8	-	-	-	-	73	100	H
4	* 3.857	38.74	PK-U	33	-29.5	0	42.24	-	-	74	-31.76	-	-	12	100	V
	* 3.857	32.4	ADR	33	-29.5	.19	36.09	54	-17.91	-	-	-	-	12	100	V
5	* 8.485	28.78	PK-U	35.8	-18.9	0	45.68	-	-	74	-28.32	-	-	221	279	H
	* 8.483	19.2	ADR	35.8	-18.8	.19	36.39	54	-17.61	-	-	-	-	221	279	H
6	* 8.471	29.25	PK-U	35.8	-18.8	0	46.25	-	-	74	-27.75	-	-	8	334	V
	* 8.469	19.95	ADR	35.8	-18.8	.19	37.14	54	-16.86	-	-	-	-	8	334	V

* - indicates frequency in CFR47 Pt 15 / IC RSS-Restricted Band
PK-U - U-NII: Maximum Peak
ADR - U-NII AD primary method, RMS average

UL VERIFICATION SERVICES INC.
47173 Benicia Street, Fremont, CA 94538; USA TEL:(510) 319-4000 FAX:(510) 661-0888
This report shall not be reproduced except in full, without the written approval of UL Verification Services Inc.

HIGH CHANNEL RESULTS

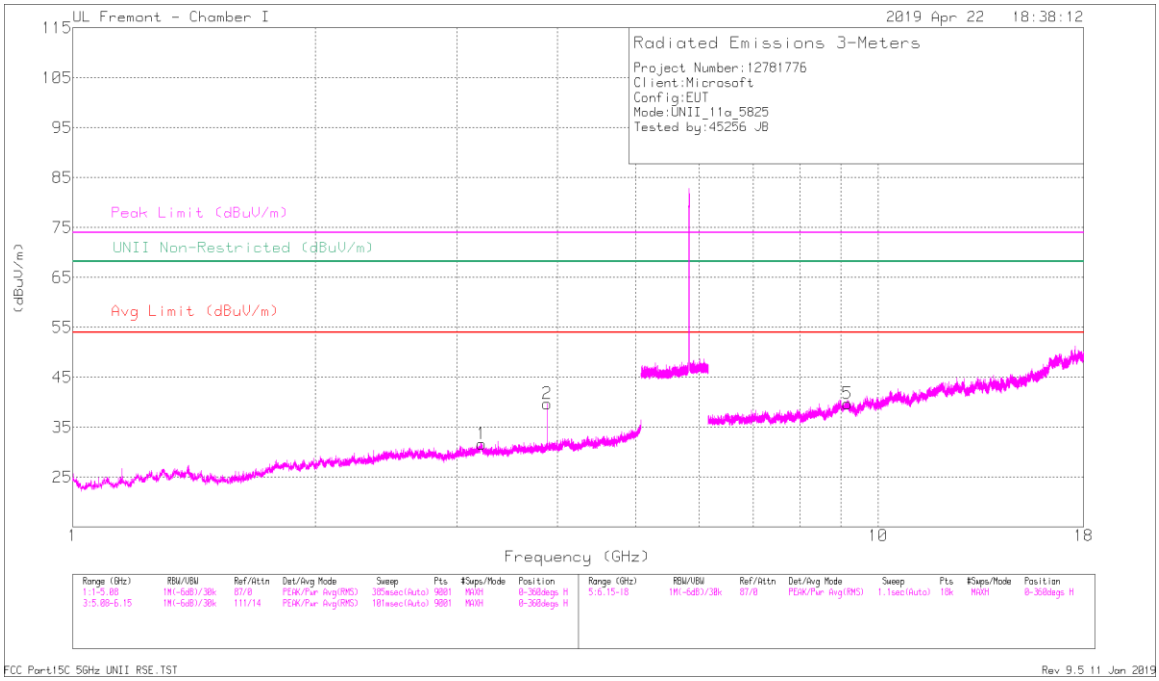

HORIZONTAL

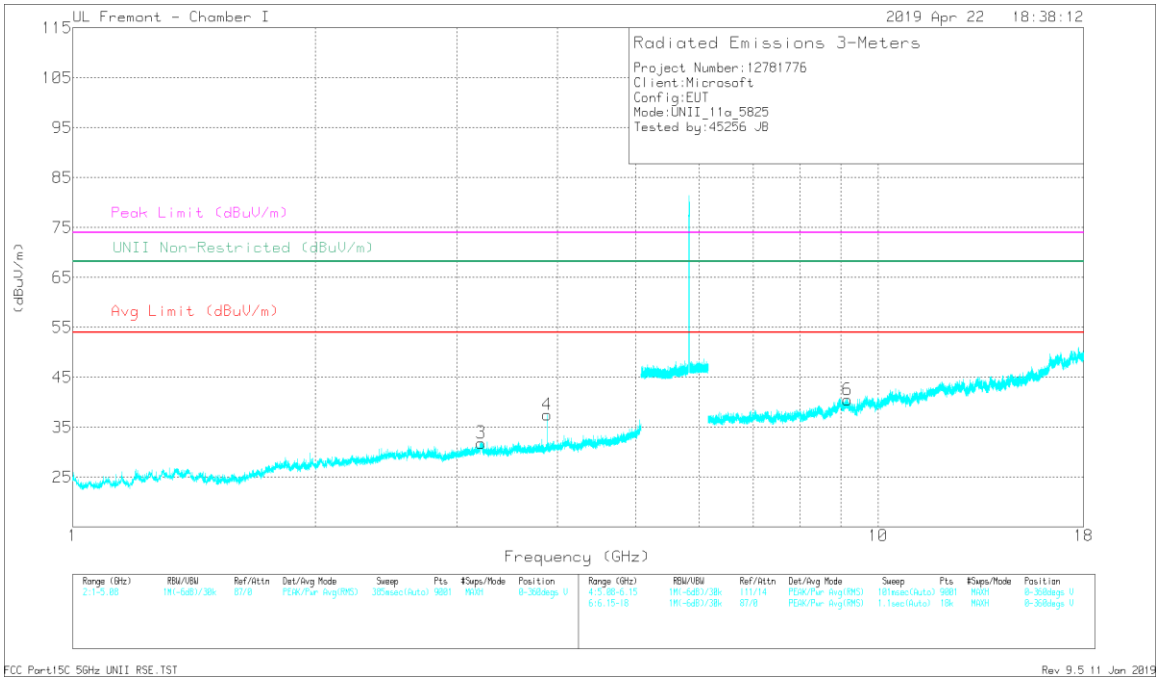

VERTICAL

UL VERIFICATION SERVICES INC.
47173 Benicia Street, Fremont, CA 94538; USA TEL:(510) 319-4000 FAX:(510) 661-0888
This report shall not be reproduced except in full, without the written approval of UL Verification Services Inc.

RADIATED EMISSIONS

Marker	Frequency (GHz)	Meter Reading (dBuV)	Det	AF T862 (dB/m)	Amp/Cbl/Fltr/Pad (dB)	DC Corr (dB)	Corrected Reading (dBuV/m)	Avg Limit (dBuV/m)	Margin (dB)	Peak Limit (dBuV/m)	PK Margin (dB)	UNII Non-Restricted (dBuV/m)	PK Margin (dB)	Azimuth (Degs)	Height (cm)	Polarity
1	3.22	35.2	PK-U	33.2	-29.8	0	38.6	-	-	-	-	68.2	-29.6	339	335	H
2	* 3.883	38.69	PK-U	33.1	-28.9	0	42.89	-	-	74	-31.11	-	-	242	206	H
	* 3.883	32.92	ADR	33.1	-28.9	.19	37.31	54	-16.69	-	-	-	-	242	206	H
3	3.215	35.64	PK-U	33.5	-29.8	0	39.34	-	-	-	-	68.2	-28.86	352	204	V
4	* 3.883	39.12	PK-U	33.1	-28.9	0	43.32	-	-	74	-30.68	-	-	90	210	V
	* 3.883	34.88	ADR	33.1	-28.9	.19	39.27	54	-14.63	-	-	-	-	90	210	V
5	* 9.164	28.97	PK-U	36.4	-18	0	47.37	-	-	74	-26.63	-	-	83	390	H
	* 9.165	19.26	ADR	36.4	-18	.19	37.85	54	-16.15	-	-	-	-	83	390	H
6	* 9.165	28.5	PK-U	36.4	-18	0	46.9	-	-	74	-27.1	-	-	24	160	V
	* 9.166	19.24	ADR	36.4	-18	.19	37.83	54	-16.17	-	-	-	-	24	160	V

* - indicates frequency in CFR47 Pt 15 / IC RSS-Restricted Band
PK-U - U-NII: Maximum Peak
ADR - U-NII AD primary method, RMS average

UL VERIFICATION SERVICES INC.
47173 Benicia Street, Fremont, CA 94538; USA TEL:(510) 319-4000 FAX:(510) 661-0888
This report shall not be reproduced except in full, without the written approval of UL Verification Services Inc.

9.1.8. TX ABOVE 1 GHz 802.11n HT20 MODE IN THE 5.8 GHz BAND

1TX Antenna 1 MODE

BANDEDGE (LOW CHANNEL)

HORIZONTAL RESULT

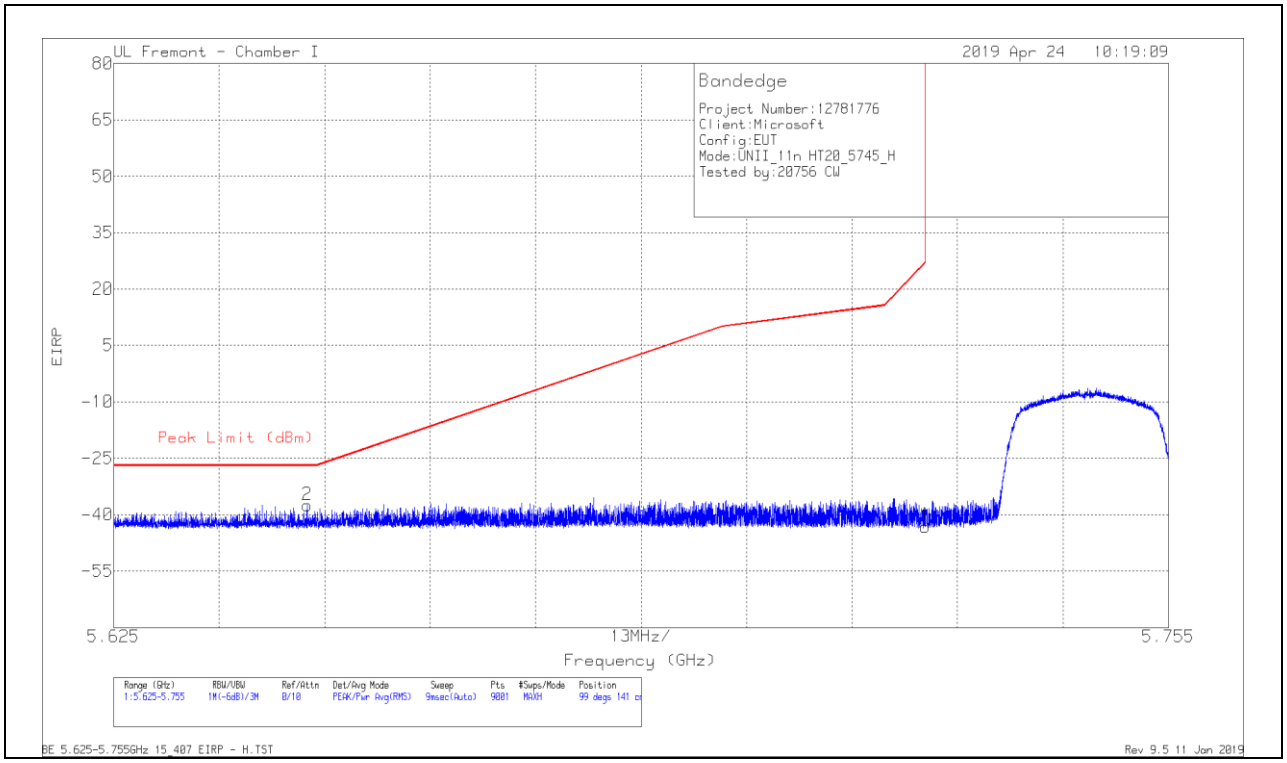

Marker	Frequency (GHz)	Meter Reading (dBm)	Det	AF T862 (dB/m)	Amp/Cbl/Flt r/Pad (dB)	Conversion Factor (dB)	Corrected Reading EIRP	Peak Limit (dBm)	PK Margin (dB)	Azimuth (Degs)	Height (cm)	Polarity
1	5.725	-71.46	Pk	35	-18.5	11.8	-43.16	26.99	-70.15	99	141	H
2	5.649	-65.6	Pk	35	-18.6	11.8	-37.4	-27	-10.4	99	141	H

* - indicates frequency in CFR47 Pt 15 / IC RSS-Restricted Band
Pk - Peak detector

UL VERIFICATION SERVICES INC.
47173 Benicia Street, Fremont, CA 94538; USA TEL:(510) 319-4000 FAX:(510) 661-0888
This report shall not be reproduced except in full, without the written approval of UL Verification Services Inc.

VERTICAL RESULT

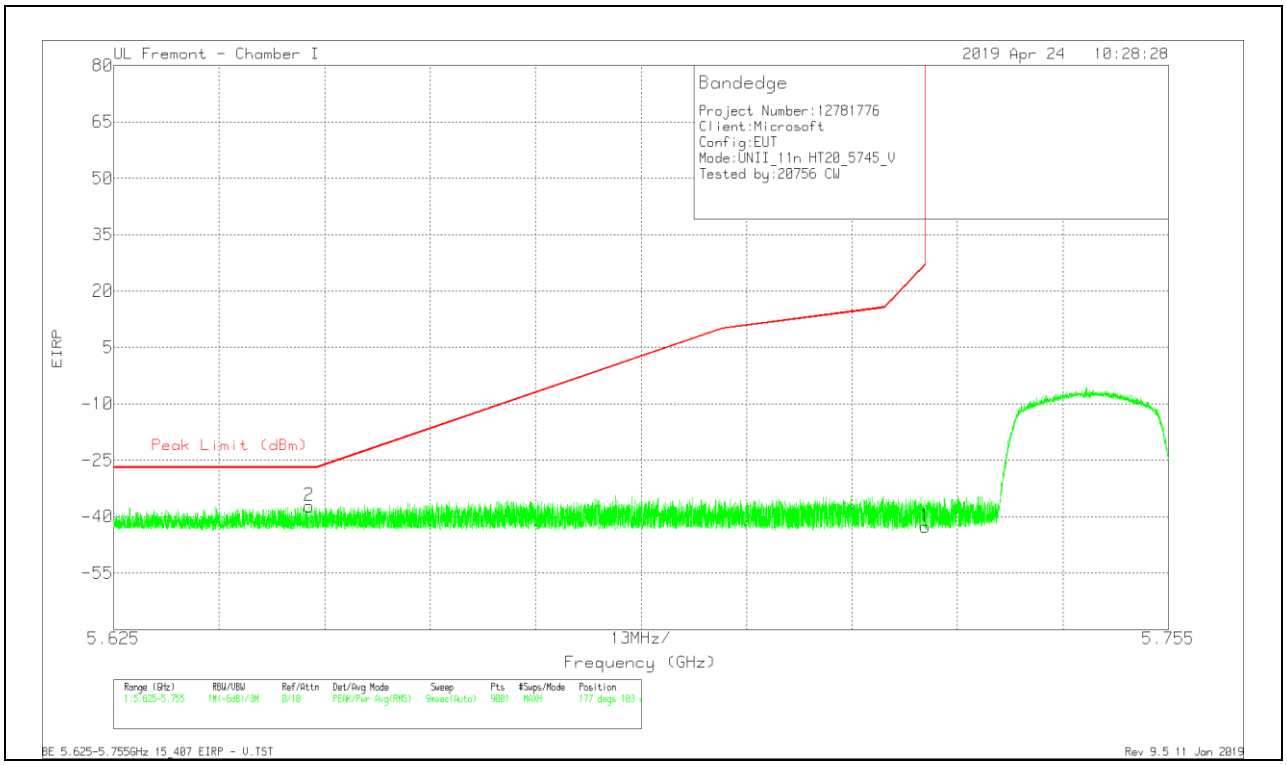

Marker	Frequency (GHz)	Meter Reading (dBm)	Det	AF T862 (dB/m)	Amp/Cbl/Flt r/Pad (dB)	Conversion Factor (dB)	Corrected Reading EIRP	Peak Limit (dBm)	PK Margin (dB)	Azimuth (Degs)	Height (cm)	Polarity
1	5.725	-70.93	Pk	35	-18.5	11.8	-42.63	26.99	-69.62	177	103	V
2	5.649	-65.4	Pk	35	-18.6	11.8	-37.2	-27	-10.2	177	103	V

* - indicates frequency in CFR47 Pt 15 / IC RSS-Restricted Band
Pk - Peak detector

UL VERIFICATION SERVICES INC.
47173 Benicia Street, Fremont, CA 94538; USA TEL:(510) 319-4000 FAX:(510) 661-0888
This report shall not be reproduced except in full, without the written approval of UL Verification Services Inc.

BANDEDGE (HIGH CHANNEL)

HORIZONTAL RESULT

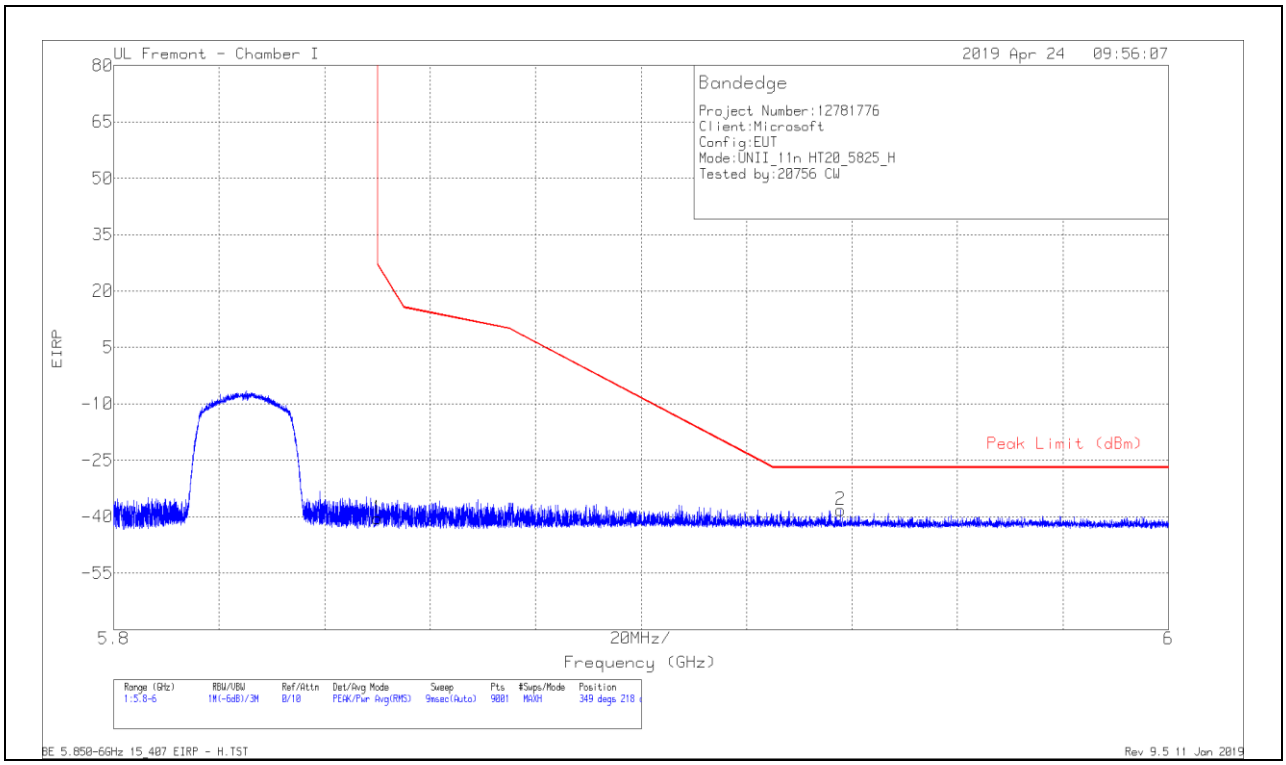

Marker	Frequency (GHz)	Meter Reading (dBm)	Det	AF T862 (dB/m)	Amp/Cbl/Flt r/Pad (dB)	Conversion Factor (dB)	Corrected Reading EIRP	Peak Limit (dBm)	PK Margin (dB)	Azimuth (Degs)	Height (cm)	Polarity
1	5.85	-69.87	Pk	35.1	-17.4	11.8	-40.37	26.95	-67.32	349	218	H
2	5.938	-67.85	Pk	35.2	-17.4	11.8	-38.25	-27	-11.25	349	218	H

* - indicates frequency in CFR47 Pt 15 / IC RSS-Restricted Band
Pk - Peak detector

UL VERIFICATION SERVICES INC.
47173 Benicia Street, Fremont, CA 94538; USA TEL:(510) 319-4000 FAX:(510) 661-0888
This report shall not be reproduced except in full, without the written approval of UL Verification Services Inc.