TEST SETUP PHOTOS

For

MODEL NO. 1836
FCC ID: C3K1836
IC ID: 3048A-1836

Test Report No. R-TR484-FCCISED-TS-1
Issue Date: May 23, 2018

FCC CFR47 Part 15 Subpart C
Innovation, Science and Economic Development
Canada RSS-247 Issue 2

Prepared by
Microsoft EMC Laboratory
17760 NE 67th Ct,
Redmond WA, 98052, U.S.A.
425-421-9799
sajose@microsoft.com

TESTING CERT #3472.01

Record of Revisions

Revision	Date	Section	Page(s)	Summary of Changes	Author/Revised By:
1.0	05/23/2018	All	All	First Version	Andy Shen

1 Test Setup pictures



Fig.1 Radiated Spurious Emissions Test Setup (9kHz- 30MHz)

Fig.2 Radiated Spurious Emissions Test Setup (30MHz – 1GHz)



Fig.3 Radiated Spurious Emissions Test Setup (1-18 GHz)- (Rm 1328)



Fig.4 Radiated Spurious Emissions Test Setup (1-18 GHz)- (Rm 1304)



Fig.5 Radiated Spurious Emissions (18-26.5GHz)



Fig.6 Radiated Spurious Emissions (26.5 - 40GHz)



Fig.7 Antenna port Conducted Measurements Test Setup



Fig.8 DFS Test Setup



Fig.9 AC Line Conducted Emissions Measurements Test Setup- Top View



Fig.10 AC Line Conducted Emissions Measurements Test Setup- Side View