Plot 1

Measurement Report for 1855, DEFAULT, WLAN 2.4GHz, IEEE 802.11b WiFi 2.4 GHz (DSSS, 1 Mbps), Channel 1 (2412.0 MHz) - Chain 0

Device under Test Properties

Name, Manufacturer	Dimensions [mm]	IMEI	DUT Type
1855 900217290956	90.0 x 135.0 x 35.0		Headset

Exposure Conditions

Phantom Section, TSL	Position, Test Distance [mm]	Band	Group, UID	Frequency [MHz], Channel Number	Conversion Factor	TSL Conductivity [S/m]	TSL Permittivity
Head, HSL	DEFAULT, 0	WLAN 2.4GHz	WLAN, 10012-CAB	2412.0, 1	7.38	1.77	38.5

Hardware Setup

Phantom	TSL, Measured Date	Probe, Calibration Date	DAE, Calibration Date
SAM-HeadStand V10.0 - 1007	HBBL600-6000_160212-1 Charge: 160212-1, --	EX3DV4 - SN3940, 2018-07-20	DAE4 Sn1384, 2018-07-17

Scan Setup

	Area Scan	Zoom Scan
Grid Extents [mm]	107.220137505 x 99.2988165879	30.0 x 30.0 x 30.0
Grid Steps [mm]	107.220137505 x 99.2988165879	5.0 x 5.0 x 5.0
Sensor Surface [mm]	3.0	3.0
Graded Grid	No	No
Grading Ratio	n/a	n/a
MAIA	MAIA not used	MAIA not used
Surface Detection	Mother Scan	Mother Scan
Scan Method	Measured	Measured

Measurement Results

	Area Scan	Zoom Scan
Date	2019-05-11, 19:44	2019-05-11, 19:55
SAR 1g [W/Kg]	0.364	0.359
SAR 10g [W/Kg]	0.198	0.189
Power Drift [dB]		-0.10
Power Scaling	Disabled	Disabled
Scaling Factor [dB]		
TSL Correction	No correction	No correction

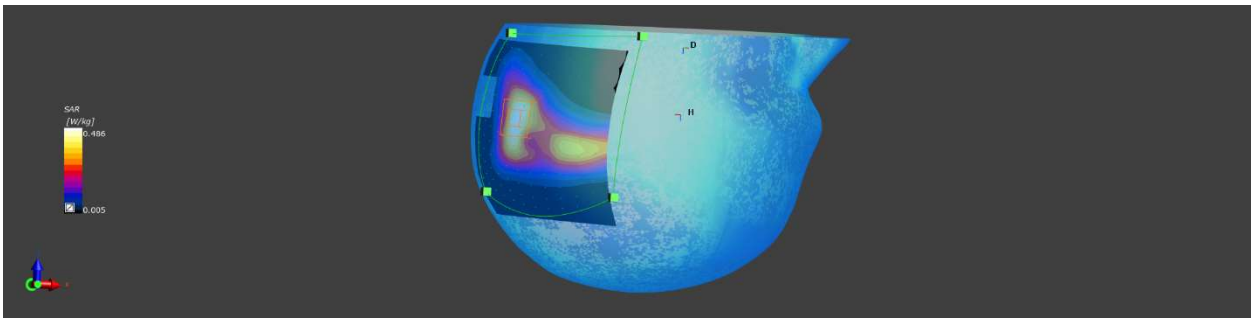

Plot 2

Measurement Report for 1855, DEFAULT, WLAN 2.4GHz, IEEE 802.11b WiFi 2.4 GHz (DSSS, 1 Mbps), Channel 1 (2412.0 MHz) - Chain 1

Device under Test Properties

Name, Manufacturer	Dimensions [mm]	IMEI	DUT Type
1855 900338591056	90.0 x 135.0 x 35.0		Headset

Exposure Conditions

Phantom Section, TSL	Position, Test Distance [mm]	Band	Group, UID	Frequency [MHz], Channel Number	Conversion Factor	TSL Conductivity [S/m]	TSL Permittivity
Head, HSL	DEFAULT, 0	WLAN 2.4GHz	WLAN, 10012-CAB	2412.0, 1	7.38	1.77	38.5

Hardware Setup

Phantom	TSL, Measured Date	Probe, Calibration Date	DAE, Calibration Date
SAM-HeadStand V10.0 - 1007	HBBL600-6000_160212-1 Charge: 160212-1, --	EX3DV4 - SN3940, 2018-07-20	DAE4 Sn1384, 2018-07-17

Scan Setup

	Area Scan	Zoom Scan
Grid Extents [mm]	112.568110895 x 108.5729718	30.0 x 30.0 x 30.0
Grid Steps [mm]	112.568110895 x 108.5729718	5.0 x 5.0 x 5.0
Sensor Surface [mm]	3.0	3.0
Graded Grid	No	No
Grading Ratio	n/a	n/a
MAIA	MAIA not used	MAIA not used
Surface Detection	Mother Scan	Mother Scan
Scan Method	Measured	Measured

Measurement Results

	Area Scan	Zoom Scan
Date	2019-05-13, 18:49	2019-05-13, 19:00
SAR 1g [W/Kg]	0.520	0.527
SAR 10g [W/Kg]	0.261	0.275
Power Drift [dB]		-0.10
Power Scaling	Disabled	Disabled
Scaling Factor [dB]		
TSL Correction	No correction	No correction

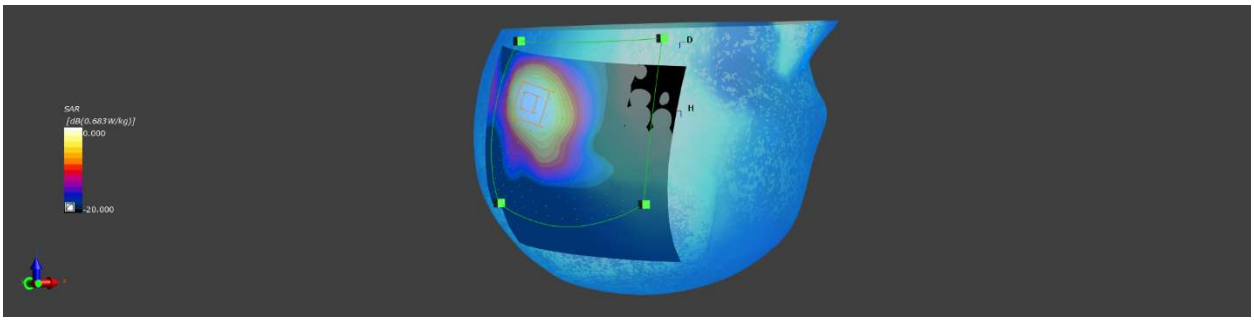

Plot 3

Measurement Report for 1855, DEFAULT, WLAN 5GHz, IEEE 802.11n (HT Greenfield, 13.5 Mbps, BPSK), Channel 54 (5270.0 MHz) - Chain 0

Device under Test Properties

Name, Manufacturer	Dimensions [mm]	IMEI	DUT Type
1855 900338591056	90.0 x 135.0 x 35.0		Headset

Exposure Conditions

Phantom Section, TSL	Position, Test Distance [mm]	Band	Group, UID	Frequency [MHz], Channel Number	Conversion Factor	TSL Conductivity [S/m]	TSL Permittivity
Head, HSL	DEFAULT, 0	WLAN 5GHz	WLAN, 10114-CAB	5270.0, 54	5.09	4.57	36.3

Hardware Setup

Phantom	TSL, Measured Date	Probe, Calibration Date	DAE, Calibration Date
SAM-HeadStand V10.0 - 1007	HBBL600-6000_160212-1 Charge: 160212-1, --	EX3DV4 - SN3940, 2018-07-20	DAE4 Sn1384, 2018-07-17

Scan Setup

	Area Scan	Zoom Scan
Grid Extents [mm]	112.125111134 x 104.266713266	22.0 x 22.0 x 22.0
Grid Steps [mm]	112.125111134 x 104.266713266	4.0 x 4.0 x 2.0
Sensor Surface [mm]	3.0	3.0
Graded Grid	No	No
Grading Ratio	n/a	n/a
MAIA	MAIA not used	MAIA not used
Surface Detection	Mother Scan	Mother Scan
Scan Method	Measured	Measured

Measurement Results

	Area Scan	Zoom Scan
Date	2019-05-09, 12:05	2019-05-09, 12:23
SAR 1g [W/Kg]	0.244	0.282
SAR 10g [W/Kg]	0.072	0.077
Power Drift [dB]	n/a	-0.14
Power Scaling	Disabled	Disabled
Scaling Factor [dB]		
TSL Correction	No correction	No correction

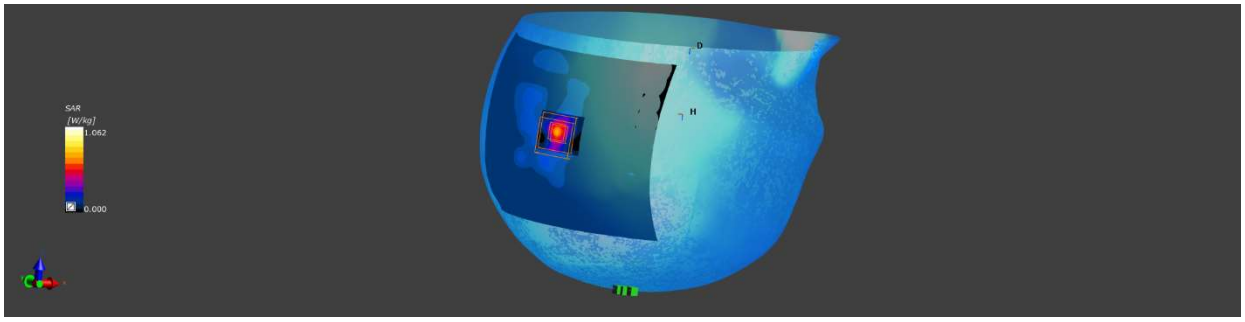

Plot 4

Measurement Report for 1855, DEFAULT, WLAN 5GHz, IEEE 802.11n (HT Greenfield, 13.5 Mbps, BPSK), Channel 54 (5270.0 MHz) - Chain 1

Device under Test Properties

Name, Manufacturer	Dimensions [mm]	IMEI	DUT Type
1855 900217290956	90.0 x 135.0 x 35.0		Headset

Exposure Conditions

Phantom Section, TSL	Position, Test Distance [mm]	Band	Group, UID	Frequency [MHz], Channel Number	Conversion Factor	TSL Conductivity [S/m]	TSL Permittivity
Head, HSL	DEFAULT, 0	WLAN 5GHz	WLAN, 10114-CAB	5270.0, 54	5.09	4.57	36.3

Hardware Setup

Phantom	TSL, Measured Date	Probe, Calibration Date	DAE, Calibration Date
SAM-HeadStand V10.0 - 1007	HBBL600-6000_160212-1 Charge: 160212-1, --	EX3DV4 - SN3940, 2018-07-20	DAE4 Sn1384, 2018-07-17

Scan Setup

	Area Scan	Zoom Scan
Grid Extents [mm]	112.125111134 x 104.266713266	22.0 x 22.0 x 22.0
Grid Steps [mm]	112.125111134 x 104.266713266	4.0 x 4.0 x 2.0
Sensor Surface [mm]	3.0	3.0
Graded Grid	No	No
Grading Ratio	n/a	n/a
MAIA	MAIA not used	MAIA not used
Surface Detection	Mother Scan	Mother Scan
Scan Method	Measured	Measured

Measurement Results

	Area Scan	Zoom Scan
Date	2019-05-09, 16:58	2019-05-09, 17:14
SAR 1g [W/Kg]	0.379	0.397
SAR 10g [W/Kg]	0.130	0.132
Power Drift [dB]		-0.13
Power Scaling	Disabled	Disabled
Scaling Factor [dB]		
TSL Correction	No correction	No correction

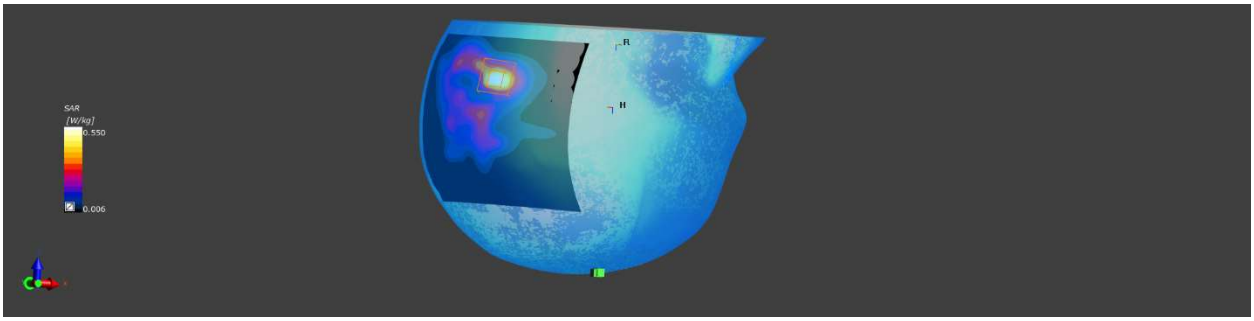

Plot 5

Measurement Report for 1855, DEFAULT, WLAN 5GHz, IEEE 802.11ac WiFi (80MHz, MCS0, 99pc duty cycle), Channel 122 (5610.0 MHz) – Chain 0

Device under Test Properties

Name, Manufacturer	Dimensions [mm]	IMEI	DUT Type
1855 900338591056	90.0 x 135.0 x 35.0		Headset

Exposure Conditions

Phantom Section, TSL	Position, Test Distance [mm]	Band	Group, UID	Frequency [MHz], Channel Number	Conversion Factor	TSL Conductivity [S/m]	TSL Permittivity
Head, HSL	DEFAULT, 0	WLAN 5GHz	WLAN, 10544-AAA	5610.0, 122	4.75	4.95	35.7

Hardware Setup

Phantom	TSL, Measured Date	Probe, Calibration Date	DAE, Calibration Date
SAM-HeadStand V10.0 - 1007	HBBL600-6000_160212-1 Charge: 160212-1, --	EX3DV4 - SN3940, 2018-07-20	DAE4 Sn1384, 2018-07-17

Scan Setup

	Area Scan	Zoom Scan
Grid Extents [mm]	112.125111134 x 104.266713266	22.0 x 22.0 x 22.0
Grid Steps [mm]	112.125111134 x 104.266713266	4.0 x 4.0 x 2.0
Sensor Surface [mm]	3.0	3.0
Graded Grid	No	No
Grading Ratio	n/a	n/a
MAIA	MAIA not used	MAIA not used
Surface Detection	Mother Scan	Mother Scan
Scan Method	Measured	Measured

Measurement Results

	Area Scan	Zoom Scan
Date	2019-05-09, 12:41	2019-05-09, 13:01
SAR 1g [W/Kg]	0.632	0.630
SAR 10g [W/Kg]	0.191	0.169
Power Drift [dB]		-0.04
Power Scaling	Disabled	Disabled
Scaling Factor [dB]		
TSL Correction	No correction	No correction

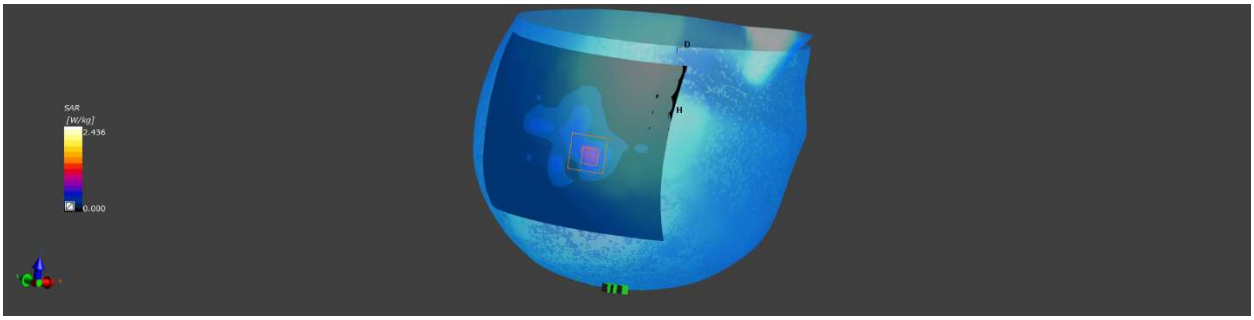

Plot 6

Measurement Report for 1855, DEFAULT, WLAN 5GHz, IEEE 802.11ac WiFi (80MHz, MCS0, 99pc duty cycle), Channel 122 (5610.0 MHz) – Chain 1

Device under Test Properties

Name, Manufacturer	Dimensions [mm]	IMEI	DUT Type
1855 900217290956	90.0 x 135.0 x 35.0		Headset

Exposure Conditions

Phantom Section, TSL	Position, Test Distance [mm]	Band	Group, UID	Frequency [MHz], Channel Number	Conversion Factor	TSL Conductivity [S/m]	TSL Permittivity
Head, HSL	DEFAULT, 0	WLAN 5GHz	WLAN, 10544-AAA	5610.0, 122	4.75	4.95	35.7

Hardware Setup

Phantom	TSL, Measured Date	Probe, Calibration Date	DAE, Calibration Date
SAM-HeadStand V10.0 - 1007	HBBL600-6000_160212-1 Charge: 160212-1, --	EX3DV4 - SN3940, 2018-07-20	DAE4 Sn1384, 2018-07-17

Scan Setup

	Area Scan	Zoom Scan
Grid Extents [mm]	112.125111134 x 104.266713266	22.0 x 22.0 x 22.0
Grid Steps [mm]	112.125111134 x 104.266713266	4.0 x 4.0 x 2.0
Sensor Surface [mm]	3.0	3.0
Graded Grid	No	No
Grading Ratio	n/a	n/a
MAIA	MAIA not used	MAIA not used
Surface Detection	Mother Scan	Mother Scan
Scan Method	Measured	Measured

Measurement Results

	Area Scan	Zoom Scan
Date	2019-05-09, 15:55	2019-05-09, 16:12
SAR 1g [W/Kg]	0.522	0.473
SAR 10g [W/Kg]	0.163	0.135
Power Drift [dB]		0.07
Power Scaling	Disabled	Disabled
Scaling Factor [dB]		
TSL Correction	No correction	No correction

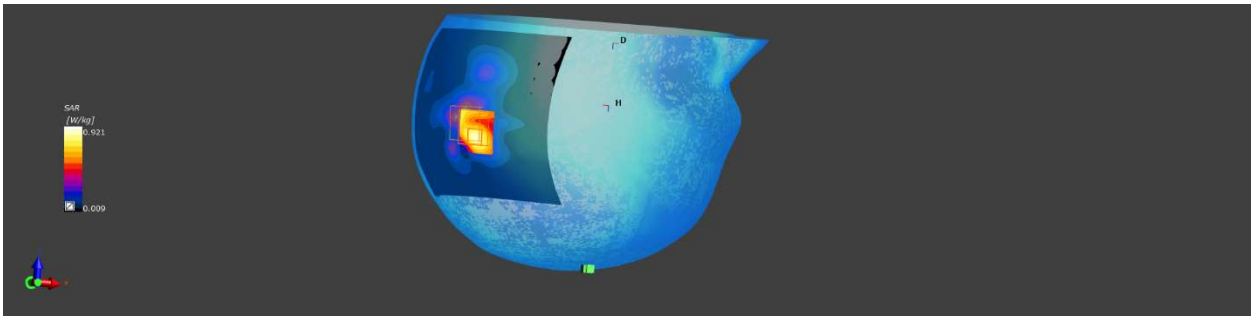

Plot 7

Measurement Report for 1855, DEFAULT, WLAN 5GHz, IEEE 802.11ac WiFi (80MHz, MCS0, 99pc duty cycle), Channel 155 (5775.0 MHz) - Chain 0

Device under Test Properties

Name, Manufacturer	Dimensions [mm]	IMEI	DUT Type
1855 900338591056	90.0 x 135.0 x 35.0		Headset

Exposure Conditions

Phantom Section, TSL	Position, Test Distance [mm]	Band	Group, UID	Frequency [MHz], Channel Number	Conversion Factor	TSL Conductivity [S/m]	TSL Permittivity
Head, HSL	DEFAULT, 0	WLAN 5GHz	WLAN, 10544-AAA	5775.0, 155	4.91	5.15	35.4

Hardware Setup

Phantom	TSL, Measured Date	Probe, Calibration Date	DAE, Calibration Date
SAM-HeadStand V10.0 - 1007	HBBL600-6000_160212-1 Charge: 160212-1, --	EX3DV4 - SN3940, 2018-07-20	DAE4 Sn1384, 2018-07-17

Scan Setup

	Area Scan	Zoom Scan
Grid Extents [mm]	112.125111134 x 104.266713266	22.0 x 22.0 x 22.0
Grid Steps [mm]	112.125111134 x 104.266713266	4.0 x 4.0 x 2.0
Sensor Surface [mm]	3.0	3.0
Graded Grid	No	No
Grading Ratio	n/a	n/a
MAIA	MAIA not used	MAIA not used
Surface Detection	Mother Scan	Mother Scan
Scan Method	Measured	Measured

Measurement Results

	Area Scan	Zoom Scan
Date	2019-05-09, 19:39	2019-05-09, 19:54
SAR 1g [W/Kg]	0.785	0.722
SAR 10g [W/Kg]	0.190	0.175
Power Drift [dB]		-0.15
Power Scaling	Disabled	Disabled
Scaling Factor [dB]		
TSL Correction	No correction	No correction

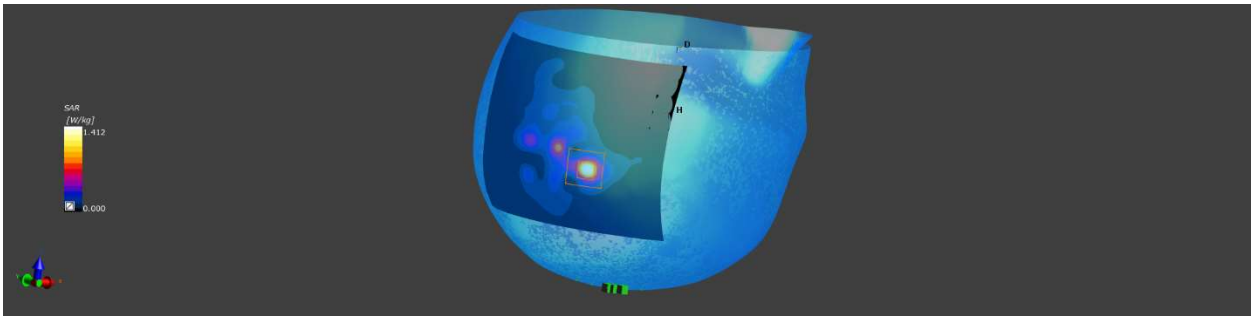

Plot 8

Measurement Report for 1855, DEFAULT, WLAN 5GHz, IEEE 802.11ac WiFi (80MHz, MCS0, 99pc duty cycle), Channel 138 (5690.0 MHz) - Chain 1

Device under Test Properties

Name, Manufacturer	Dimensions [mm]	IMEI	DUT Type
1855 900217290956	90.0 x 135.0 x 35.0		Headset

Exposure Conditions

Phantom Section, TSL	Position, Test Distance [mm]	Band	Group, UID	Frequency [MHz], Channel Number	Conversion Factor	TSL Conductivity [S/m]	TSL Permittivity
Head, HSL	DEFAULT, 0	WLAN 5GHz	WLAN, 10544-AAA	5690.0, 138	4.91	5.05	35.6

Hardware Setup

Phantom	TSL, Measured Date	Probe, Calibration Date	DAE, Calibration Date
SAM-HeadStand V10.0 - 1007	HBBL600-6000_160212-1 Charge: 160212-1, --	EX3DV4 - SN3940, 2018-07-20	DAE4 Sn1384, 2018-07-17

Scan Setup

	Area Scan	Zoom Scan
Grid Extents [mm]	112.125111134 x 104.266713266	22.0 x 22.0 x 22.0
Grid Steps [mm]	112.125111134 x 104.266713266	4.0 x 4.0 x 2.0
Sensor Surface [mm]	3.0	3.0
Graded Grid	No	No
Grading Ratio	n/a	n/a
MAIA	MAIA not used	MAIA not used
Surface Detection	Mother Scan	Mother Scan
Scan Method	Measured	Measured

Measurement Results

	Area Scan	Zoom Scan
Date	2019-05-09, 15:28	2019-05-09, 15:43
SAR 1g [W/Kg]	0.383	0.345
SAR 10g [W/Kg]	0.120	0.090
Power Drift [dB]		-0.07
Power Scaling	Disabled	Disabled
Scaling Factor [dB]		
TSL Correction	No correction	No correction

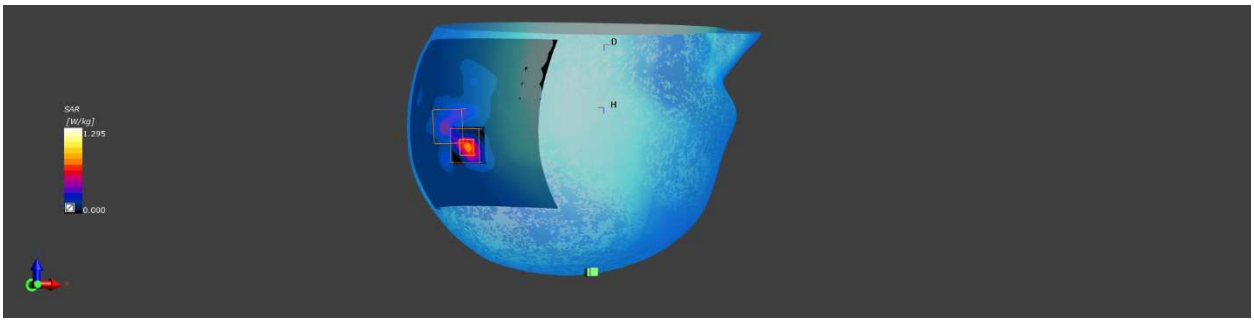

Plot 9

Measurement Report for 1855, DEFAULT, ISM 2.4 GHz Band, IEEE 802.15.1 Bluetooth (GFSK, DH5), Channel 79 (2480.0 MHz)

Device under Test Properties

Name, Manufacturer	Dimensions [mm]	IMEI	DUT Type
1855 900217290956	90.0 x 135.0 x 35.0		Headset

Exposure Conditions

Phantom Section, TSL	Position, Test Distance [mm]	Band	Group, UID	Frequency [MHz], Channel Number	Conversion Factor	TSL Conductivity [S/m]	TSL Permittivity
Head, HSL	DEFAULT, 0	ISM 2.4 GHz Band	Bluetooth, 10032-CAA	2480.0, 79	7.38	1.82	38.4

Hardware Setup

Phantom	TSL, Measured Date	Probe, Calibration Date	DAE, Calibration Date

Scan Setup

	Area Scan	Zoom Scan
Grid Extents [mm]	109.516574784 x 93.7425547817	30.0 x 30.0 x 30.0
Grid Steps [mm]	109.516574784 x 93.7425547817	5.0 x 5.0 x 5.0
Sensor Surface [mm]	3.0	3.0
Graded Grid	No	No
Grading Ratio	n/a	n/a
MAIA	MAIA not used	MAIA not used
Surface Detection	Mother Scan	Mother Scan
Scan Method	Measured	Measured

Measurement Results

	Area Scan	Zoom Scan
Date	2019-05-11, 22:50	2019-05-11, 23:01
SAR 1g [W/Kg]	0.165	0.170
SAR 10g [W/Kg]	0.086	0.086
Power Drift [dB]		0.01
Power Scaling	Disabled	Disabled
Scaling Factor [dB]		
TSL Correction	No correction	No correction



Plot 10

Measurement Report for Dipole, D2450, CW, Channel 0 (2450.0MHz)

Device under Test Properties

Name, Manufacturer	Dimensions [mm]	IMEI	DUT Type
Dipole D2450V2-917			Dipole

Exposure Conditions

Phantom Section, TSL	Position, Test Distance [mm]	Band	Group, UID	Frequency [MHz], Channel Number	Conversion Factor	TSL Conductivity [S/m]	TSL Permittivity
Flat, HSL	Flat, 10		CW, 0--	2450.0, 0	7.38	1.80	38.4

Hardware Setup

Phantom	TSL, Measured Date	Probe, Calibration Date	DAE, Calibration Date
Twin-SAM V5.0 (30deg probe tilt) - 1779	HBBL600-6000_160212-1 Charge: 160212-1, --	EX3DV4 - SN3940, 2018-07-20	DAE4 Sn1384, 2018-07-17

Scan Setup

	Area Scan	Zoom Scan
Grid Extents [mm]	48.0 x 96.0	30.0 x 30.0 x 30.0
Grid Steps [mm]	48.0 x 96.0	5.0 x 5.0 x 5.0
Sensor Surface [mm]	3.0	1.4
Graded Grid	No	No
Grading Ratio	n/a	n/a
MAIA	MAIA not used	MAIA not used
Surface Detection	Mother Scan	6-point verification
Scan Method	Measured	Measured

Measurement Results

	Area Scan	Zoom Scan
Date	2019-05-11, 18:21	2019-05-11, 18:28
SAR 1g [W/Kg]	5.45	5.21
SAR 10g [W/Kg]	2.45	2.39
Power Drift [dB]		-0.09
Power Scaling	Disabled	Disabled
Scaling Factor [dB]		
TSL Correction	No correction	No correction

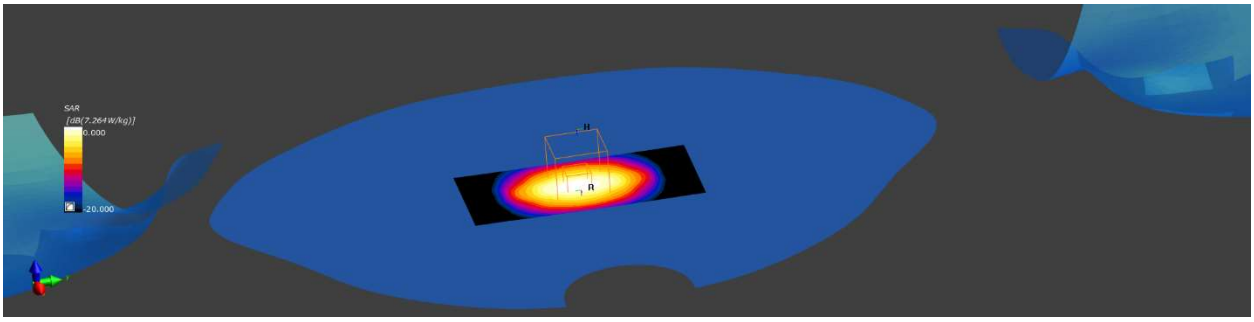

Plot 11

Measurement Report for Dipole, D5GHz,, CW, Channel 0 (5250.0MHz)

Device under Test Properties

Name, Manufacturer	Dimensions [mm]	IMEI	DUT Type
Dipole D5GHzV2-1159			Dipole

Exposure Conditions

Phantom Section, TSL	Position, Test Distance [mm]	Band	Group, UID	Frequency [MHz], Channel Number	Conversion Factor	TSL Conductivity [S/m]	TSL Permittivity
Flat, HSL	Flat, 10		CW, 0--	5250.0, 0	5.09	4.56	36.3

Hardware Setup

Phantom	TSL, Measured Date	Probe, Calibration Date	DAE, Calibration Date
Twin-SAM V5.0 (30deg probe tilt) - 1779	HBBL600-6000_160212-1 Charge: 160212-1, --	EX3DV4 - SN3940, 2018-07-20	DAE4 Sn1384, 2018-07-17

Scan Setup

	Area Scan	Zoom Scan
Grid Extents [mm]	40.0 x 80.0	22.0 x 22.0 x 22.0
Grid Steps [mm]	40.0 x 80.0	4.0 x 4.0 x 2.0
Sensor Surface [mm]	3.0	1.4
Graded Grid	No	No
Grading Ratio	n/a	n/a
MAIA	MAIA not used	MAIA not used
Surface Detection	Mother Scan	6-point verification
Scan Method	Measured	Measured

Measurement Results

	Area Scan	Zoom Scan
Date	2019-05-08, 12:09	2019-05-08, 12:22
SAR 1g [W/Kg]	9.67	8.23
SAR 10g [W/Kg]	2.71	2.35
Power Drift [dB]		0.13
Power Scaling	Disabled	Disabled
Scaling Factor [dB]		
TSL Correction	No correction	No correction

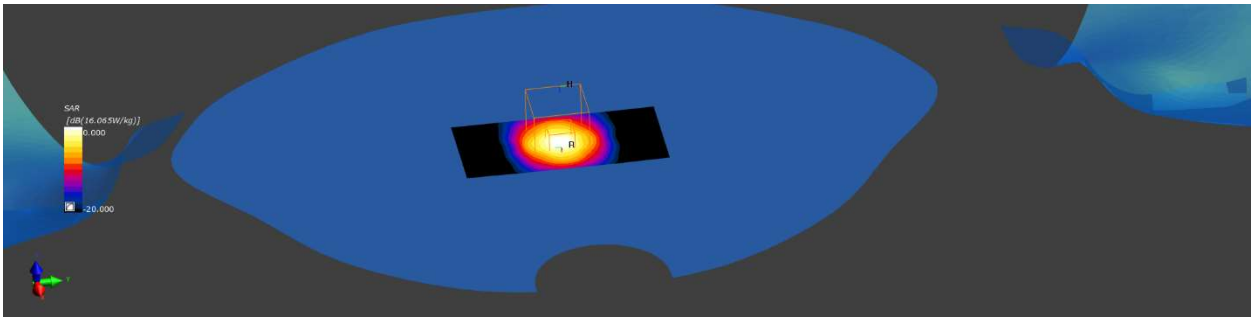

Plot 12

Measurement Report for Dipole, D5GHz,, CW, Channel 0 (5600.0MHz)

Device under Test Properties

Name, Manufacturer	Dimensions [mm]	IMEI	DUT Type
Dipole D5GHzV2-1159			Dipole

Exposure Conditions

Phantom Section, TSL	Position, Test Distance [mm]	Band	Group, UID	Frequency [MHz], Channel Number	Conversion Factor	TSL Conductivity [S/m]	TSL Permittivity
Flat, HSL	Flat, 10		CW, 0--	5600.0, 0	4.75	4.94	35.7

Hardware Setup

Phantom	TSL, Measured Date	Probe, Calibration Date	DAE, Calibration Date
Twin-SAM V5.0 (30deg probe tilt) - 1779	HBBL600-6000_160212-1 Charge: 160212-1, --	EX3DV4 - SN3940, 2018-07-20	DAE4 Sn1384, 2018-07-17

Scan Setup

	Area Scan	Zoom Scan
Grid Extents [mm]	40.0 x 80.0	22.0 x 22.0 x 22.0
Grid Steps [mm]	40.0 x 80.0	4.0 x 4.0 x 2.0
Sensor Surface [mm]	3.0	1.4
Graded Grid	No	No
Grading Ratio	n/a	n/a
MAIA	MAIA not used	MAIA not used
Surface Detection	Mother Scan	6-point verification
Scan Method	Measured	Measured

Measurement Results

	Area Scan	Zoom Scan
Date	2019-05-08, 12:34	2019-05-08, 12:47
SAR 1g [W/Kg]	8.97	7.91
SAR 10g [W/Kg]	2.50	2.23
Power Drift [dB]		0.17
Power Scaling	Disabled	Disabled
Scaling Factor [dB]		
TSL Correction	No correction	No correction

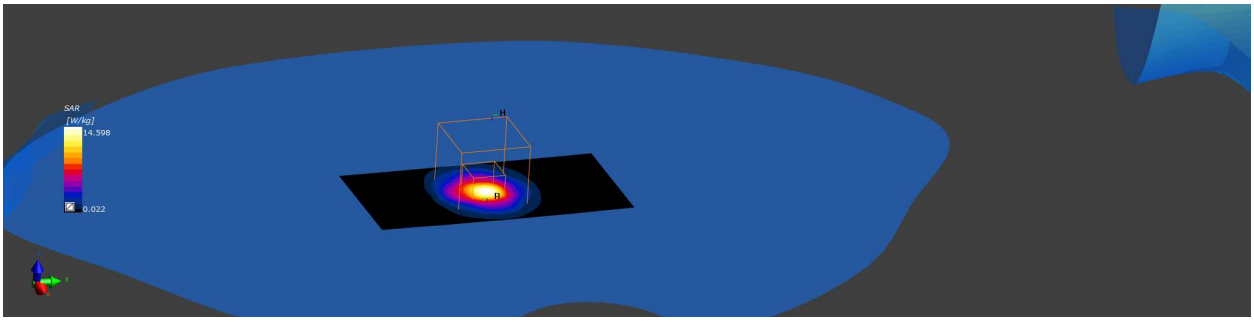

Plot 13

Measurement Report for Dipole, D5GHz, CW, Channel 0 (5750.0MHz)

Device under Test Properties

Name, Manufacturer	Dimensions [mm]	IMEI	DUT Type
Dipole D5GHzV2-1159			Dipole

Exposure Conditions

Phantom Section, TSL	Position, Test Distance [mm]	Band	Group, UID	Frequency [MHz], Channel Number	Conversion Factor	TSL Conductivity [S/m]	TSL Permittivity
Flat, HSL	Flat, 10		CW, 0--	5750.0, 0	4.91	5.11	35.5

Hardware Setup

Phantom	TSL, Measured Date	Probe, Calibration Date	DAE, Calibration Date
Twin-SAM V5.0 (30deg probe tilt) - 1779	HBBL600-6000_160212-1 Charge: 160212-1, --	EX3DV4 - SN3940, 2018-07-20	DAE4 Sn1384, 2018-07-17

Scan Setup

	Area Scan	Zoom Scan
Grid Extents [mm]	40.0 x 80.0	22.0 x 22.0 x 22.0
Grid Steps [mm]	40.0 x 80.0	4.0 x 4.0 x 2.0
Sensor Surface [mm]	3.0	1.4
Graded Grid	No	No
Grading Ratio	n/a	n/a
MAIA	MAIA not used	MAIA not used
Surface Detection	Mother Scan	6-point verification
Scan Method	Measured	Measured

Measurement Results

	Area Scan	Zoom Scan
Date	2019-05-08, 14:12	2019-05-08, 14:24
SAR 1g [W/Kg]	10.0	7.92
SAR 10g [W/Kg]	2.79	2.25
Power Drift [dB]		0.18
Power Scaling	Disabled	Disabled
Scaling Factor [dB]		
TSL Correction	No correction	No correction

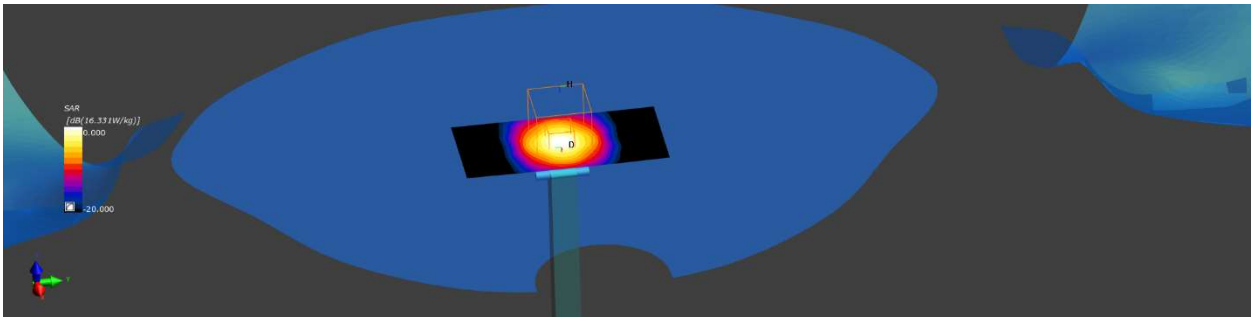

Plot 14

Measurement Report for Dipole, DEFAULT, D2450, CW, Channel 50 (2450.0 MHz)

Device under Test Properties

Name, Manufacturer	Dimensions [mm]	IMEI	DUT Type
Dipole D2450V2-917			Dipole

Exposure Conditions

Phantom Section, TSL	Position, Test Distance [mm]	Band	Group, UID	Frequency [MHz], Channel Number	Conversion Factor	TSL Conductivity [S/m]	TSL Permittivity
Head, HSL	Point A, 10	D2450	CW, 0--	2450.0, 50	7.38	1.80	38.4

Hardware Setup

Phantom	TSL, Measured Date	Probe, Calibration Date	DAE, Calibration Date
SAM-HeadStand V10.0 - 1007	HBBL600-6000_160212-1 Charge: 160212-1, --	EX3DV4 - SN3940, 2018-07-20	DAE4 Sn1384, 2018-07-17

Scan Setup

	Area Scan	Zoom Scan
Grid Extents [mm]	85.3288596419 x 82.8170770076	30.0 x 30.0 x 30.0
Grid Steps [mm]	85.3288596419 x 82.8170770076	5.0 x 5.0 x 5.0
Sensor Surface [mm]	3.0	3.0
Graded Grid	No	No
Grading Ratio	n/a	n/a
MAIA	MAIA not used	MAIA not used
Surface Detection	Mother Scan	Mother Scan
Scan Method	Measured	Measured

Measurement Results

	Area Scan	Zoom Scan
Date	2019-05-11, 18:52	2019-05-11, 19:04
SAR 1g [W/Kg]	5.91	5.87
SAR 10g [W/Kg]	2.76	2.72
Power Drift [dB]		0.00
Power Scaling	Disabled	Disabled
Scaling Factor [dB]		
TSL Correction	No correction	No correction

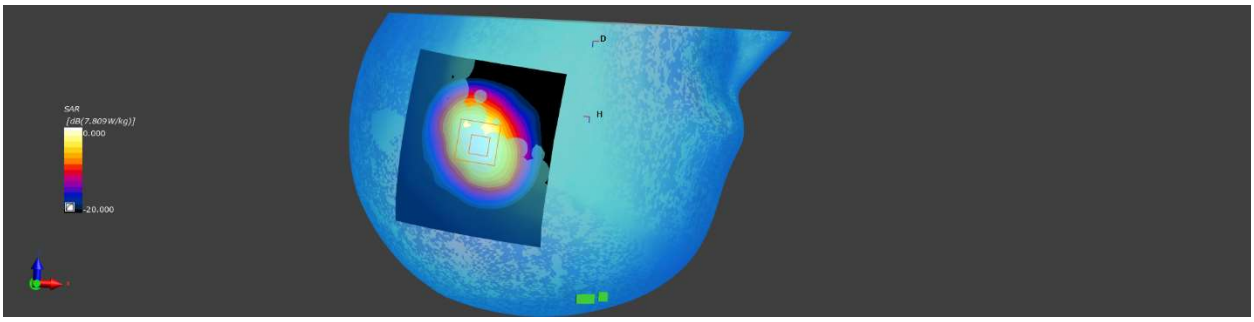

Plot 15

Measurement Report for Dipole, DEFAULT, D5GHz, CW, Channel 80 (5800.0 MHz)

Device under Test Properties

Name, Manufacturer	Dimensions [mm]	IMEI	DUT Type
Dipole D5GHzV2-1159			Dipole

Exposure Conditions

Phantom Section, TSL	Position, Test Distance [mm]	Band	Group, UID	Frequency [MHz], Channel Number	Conversion Factor	TSL Conductivity [S/m]	TSL Permittivity
Head, HSL	Point A, 10	D5GHz	CW, 0--	5800.0, 80	4.91	5.17	35.4

Hardware Setup

Phantom	TSL, Measured Date	Probe, Calibration Date	DAE, Calibration Date
SAM-HeadStand V10.0 - 1007	HBBL600-6000_160212-1 Charge: 160212-1, --	EX3DV4 - SN3940, 2018-07-20	DAE4 Sn1384, 2018-07-17

Scan Setup

	Area Scan	Zoom Scan
Grid Extents [mm]	88.2517111177 x 81.3518613074	22.0 x 22.0 x 22.0
Grid Steps [mm]	88.2517111177 x 81.3518613074	4.0 x 4.0 x 2.0
Sensor Surface [mm]	3.0	3.0
Graded Grid	No	No
Grading Ratio	n/a	n/a
MAIA	MAIA not used	MAIA not used
Surface Detection	Mother Scan	Mother Scan
Scan Method	Measured	Measured

Measurement Results
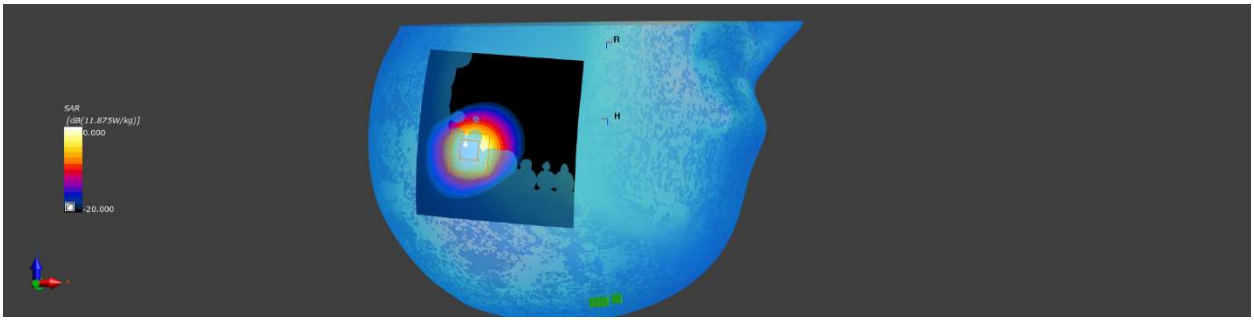
	Area Scan	Zoom Scan
Date	2019-05-08, 15:02	2019-05-08, 15:18
SAR 1g [W/Kg]	8.05	8.22
SAR 10g [W/Kg]	2.47	2.31
Power Drift [dB]		-0.10
Power Scaling	Disabled	Disabled
Scaling Factor [dB]		
TSL Correction	No correction	No correction