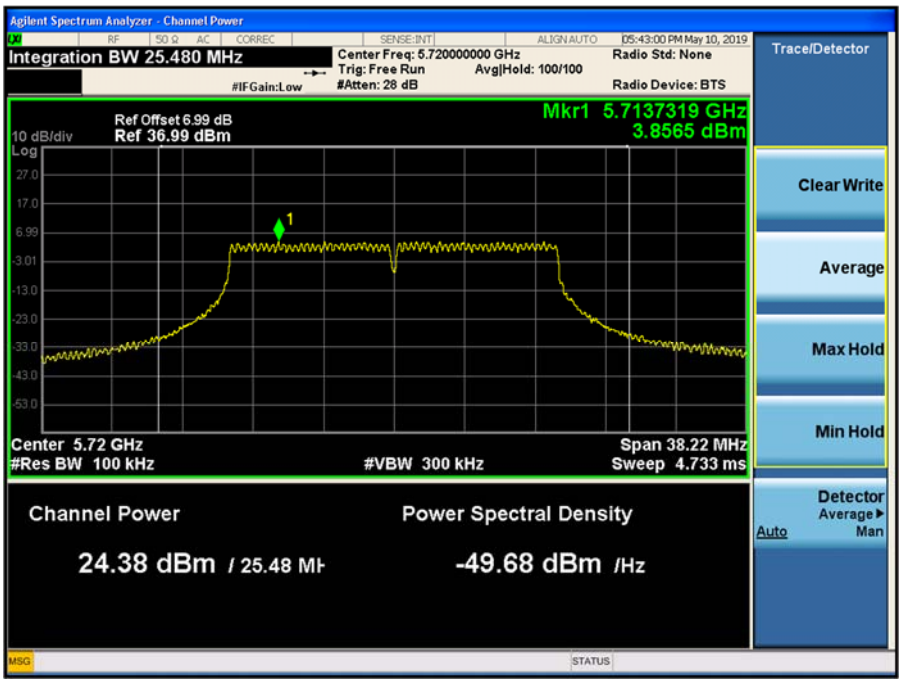

Plot 9-293. Maximum Power Density Chain 0 802.11ac VHT20 (Ch. 144)

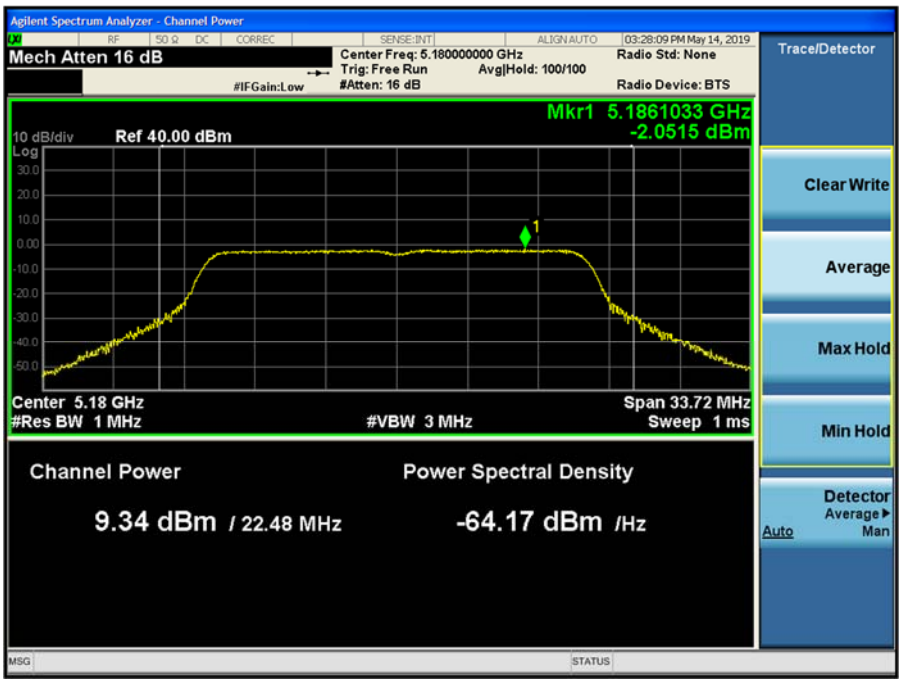

Plot 9-294. Maximum Conducted Output Power and PSD Chain 1 802.11ac VHT20 (Ch. 36)

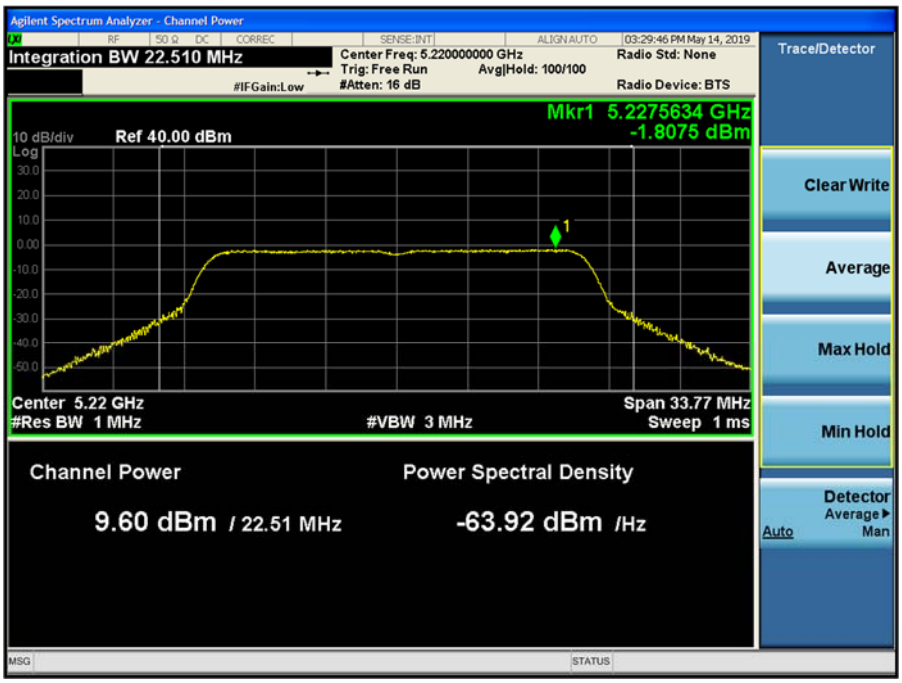

Plot 9-295. Maximum Conducted Output Power and PSD Chain 1 802.11ac VHT20 (Ch. 44)

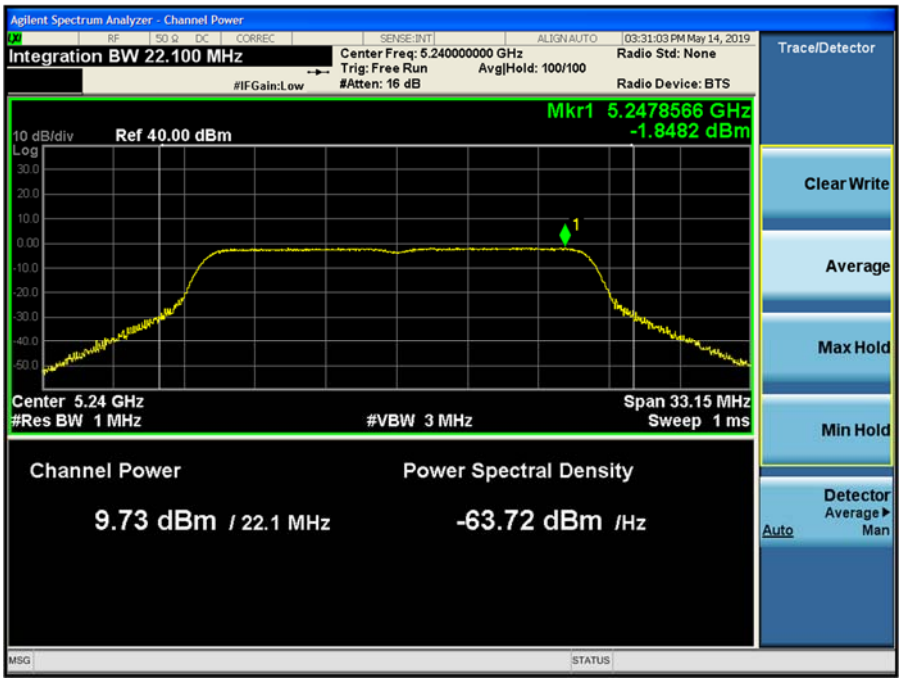

Plot 9-296. Maximum Conducted Output Power and PSD Chain 1 802.11ac VHT20 (Ch. 48)

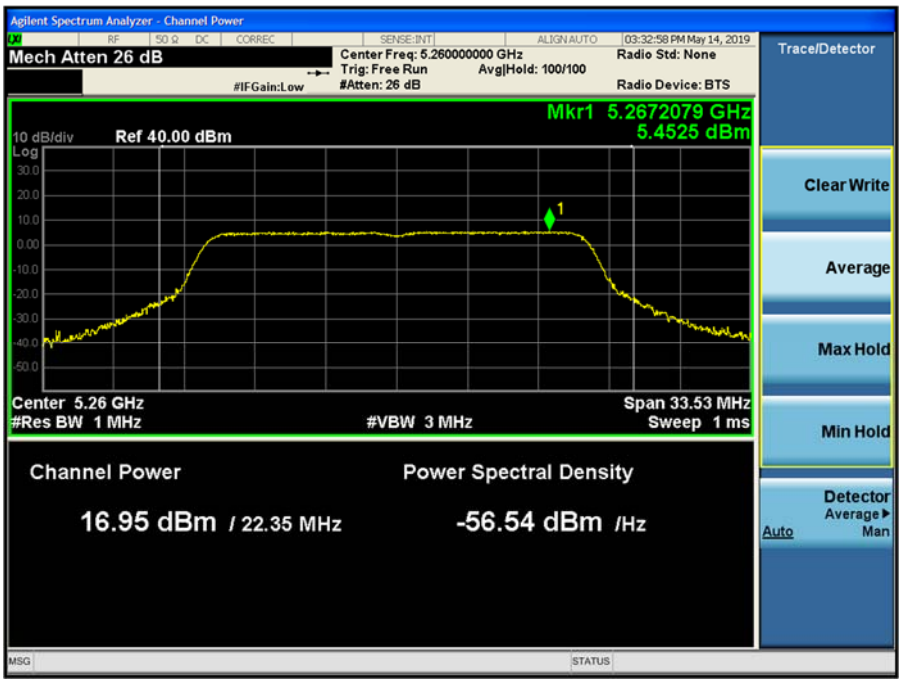

Plot 9-297. Maximum Conducted Output Power and PSD Chain 1 802.11ac VHT20 (Ch. 52)

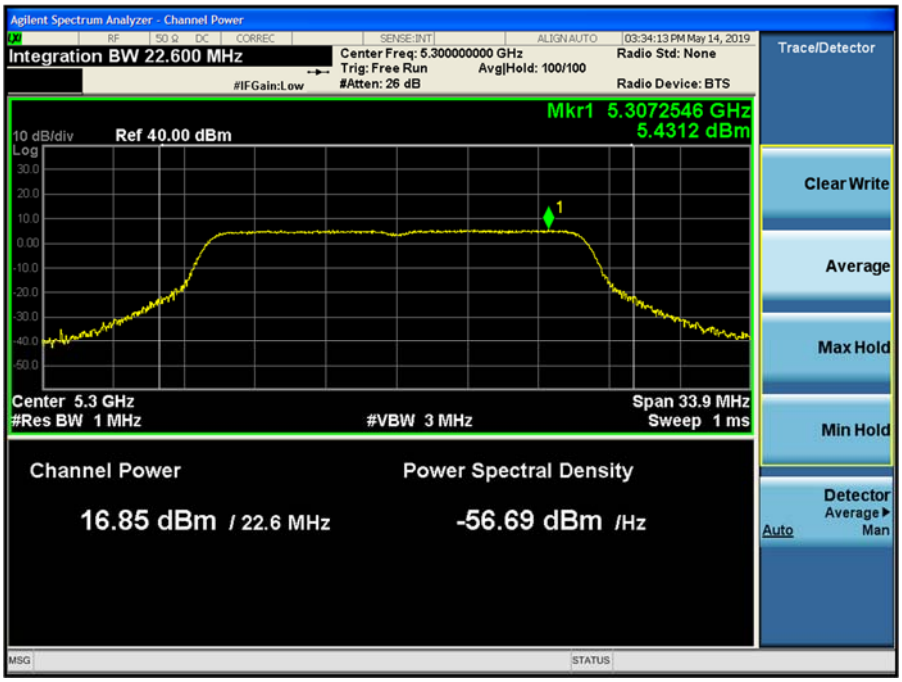

Plot 9-298. Maximum Conducted Output Power and PSD Chain 1 802.11ac VHT20 (Ch. 60)

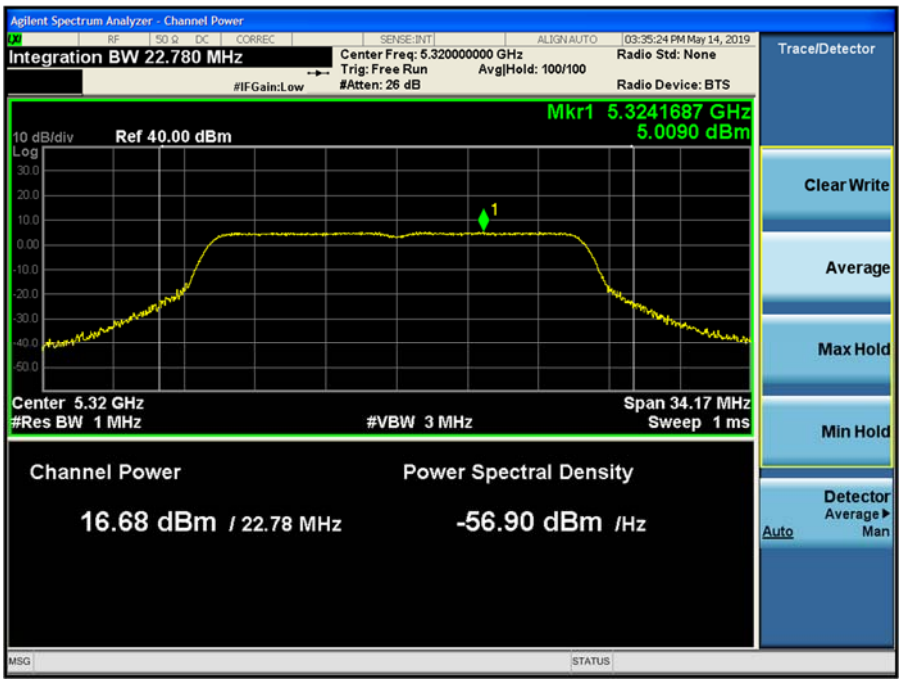

Plot 9-299. Maximum Conducted Output Power and PSD Chain 1 802.11ac VHT20 (Ch. 64)

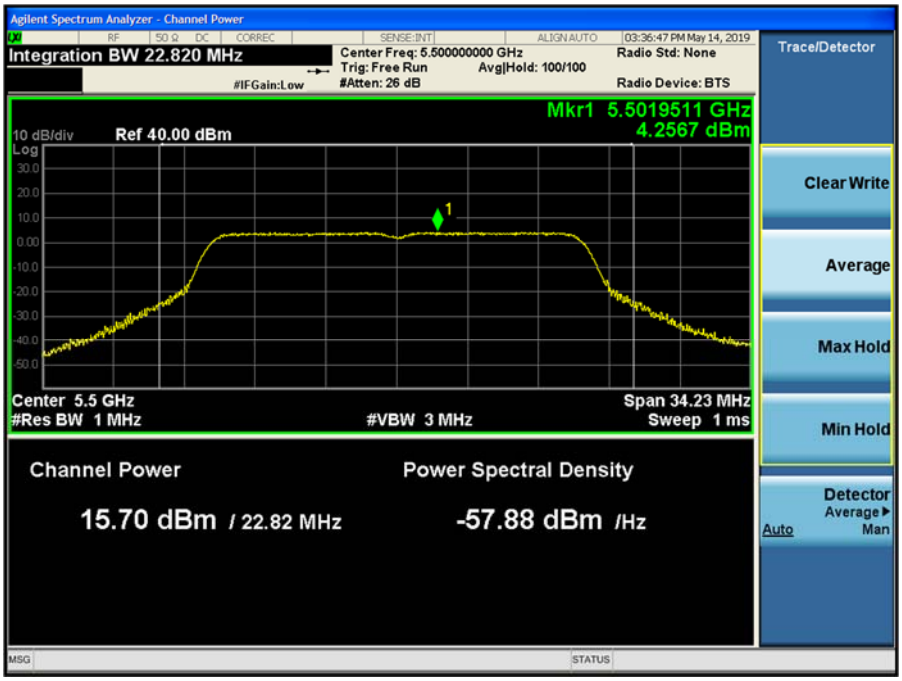

Plot 9-300. Maximum Conducted Output Power and PSD Chain 1 802.11ac VHT20 (Ch.100)

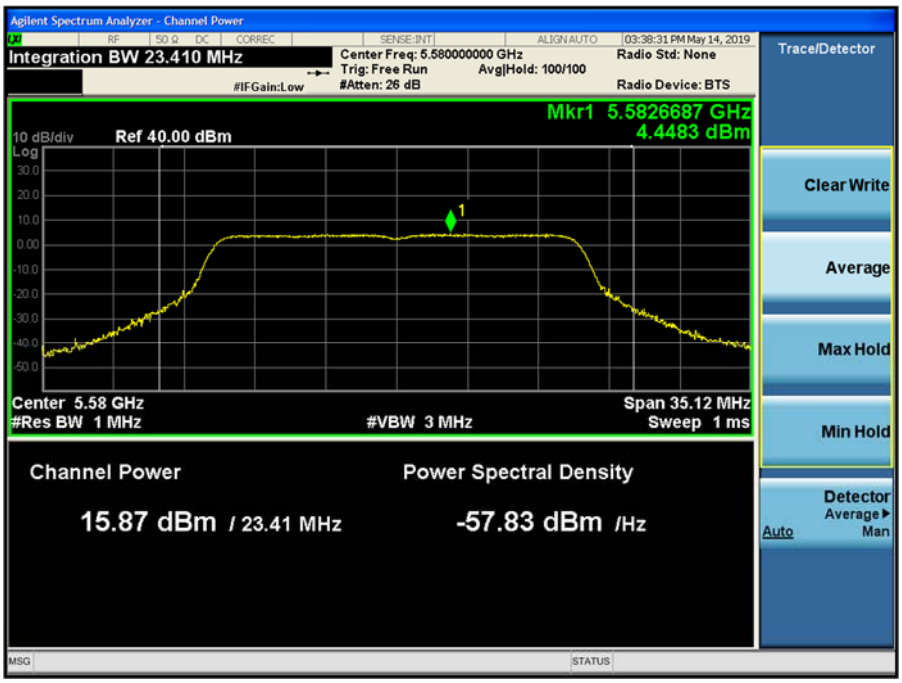

Plot 9-301. Max Conducted Output Power and PSD Chain 1 802.11ac VHT20 (Ch.116)

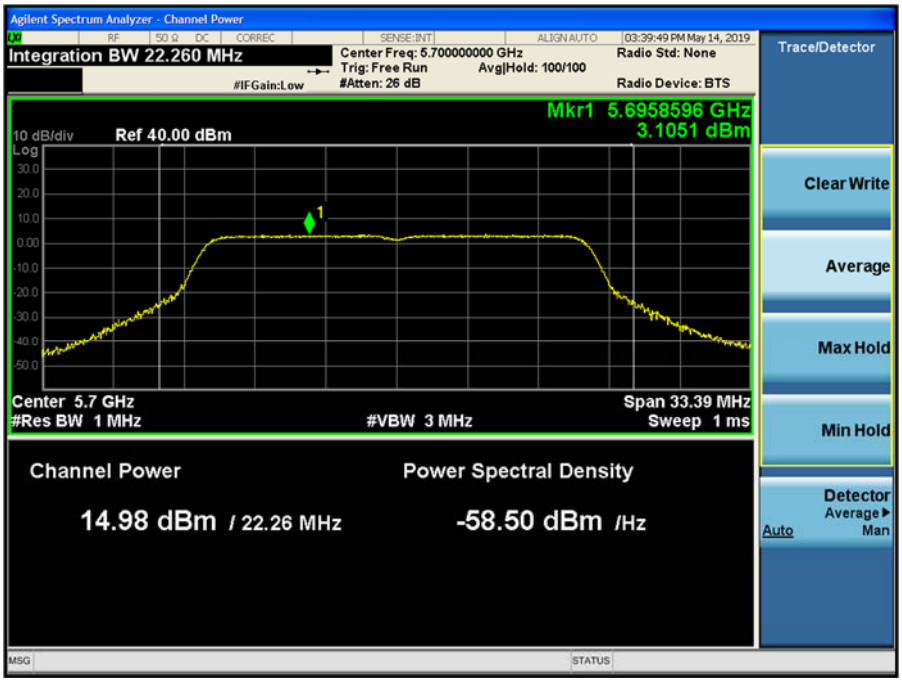

Plot 9-302. Max Conducted Output Power and PSD Chain 1 802.11ac VHT20 (Ch.140)

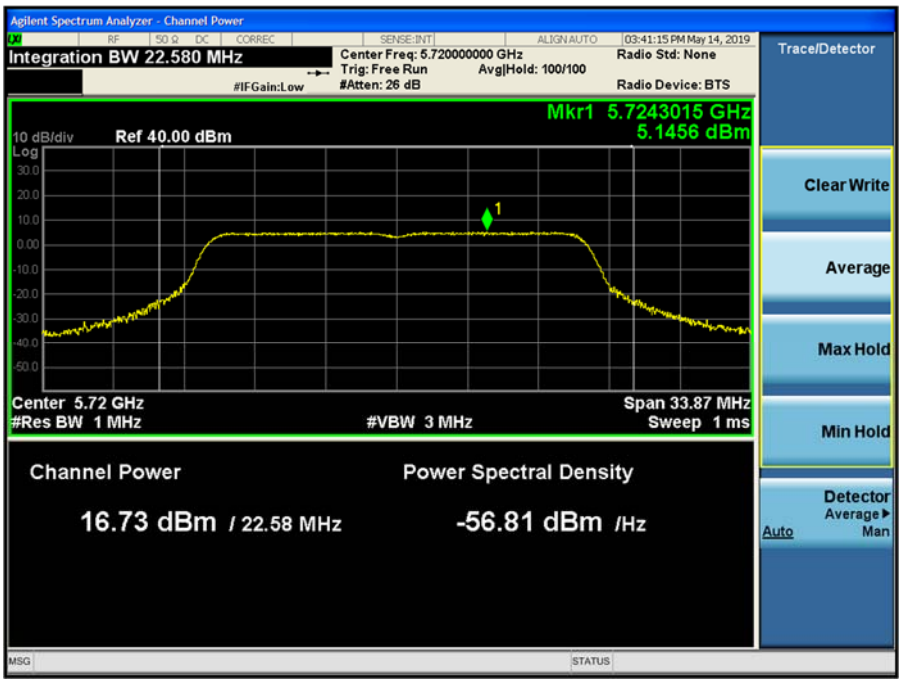

Plot 9-303. Max Conducted Output Power and PSD Chain 1 802.11ac VHT20 (Ch.144)

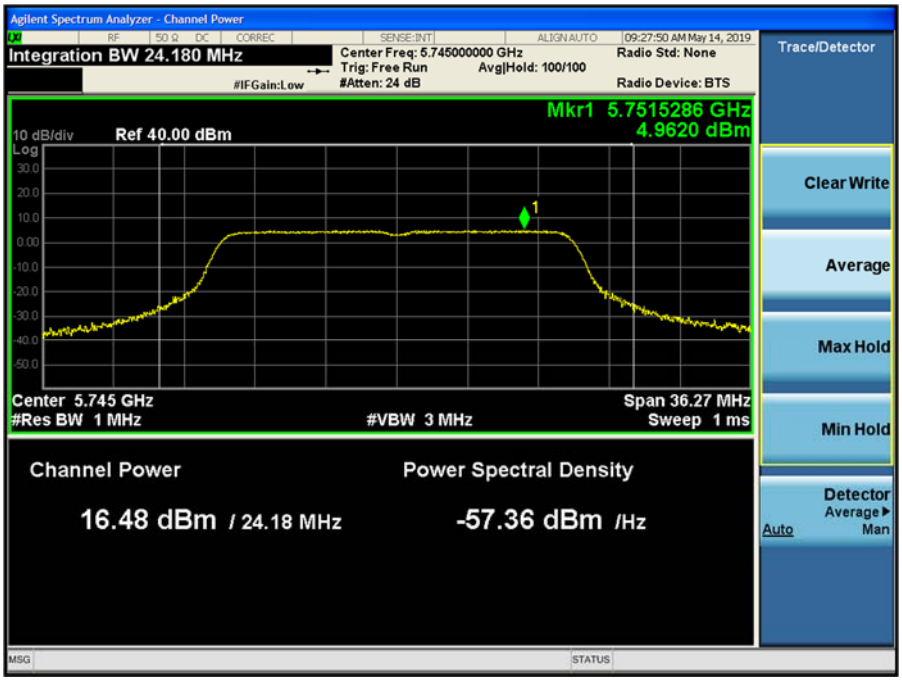

Plot 9-304. Max Conducted Output Power Chain 1 802.11ac VHT20 (Ch.149)

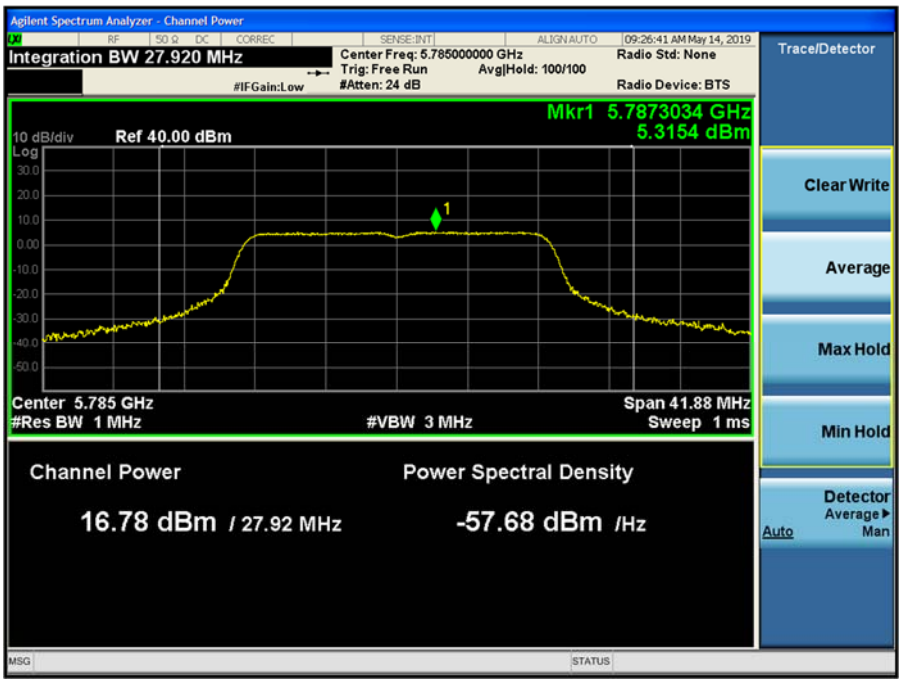

Plot 9-305. Maximum Conducted Output Power Chain 1 802.11ac VHT20 (Ch. 157)

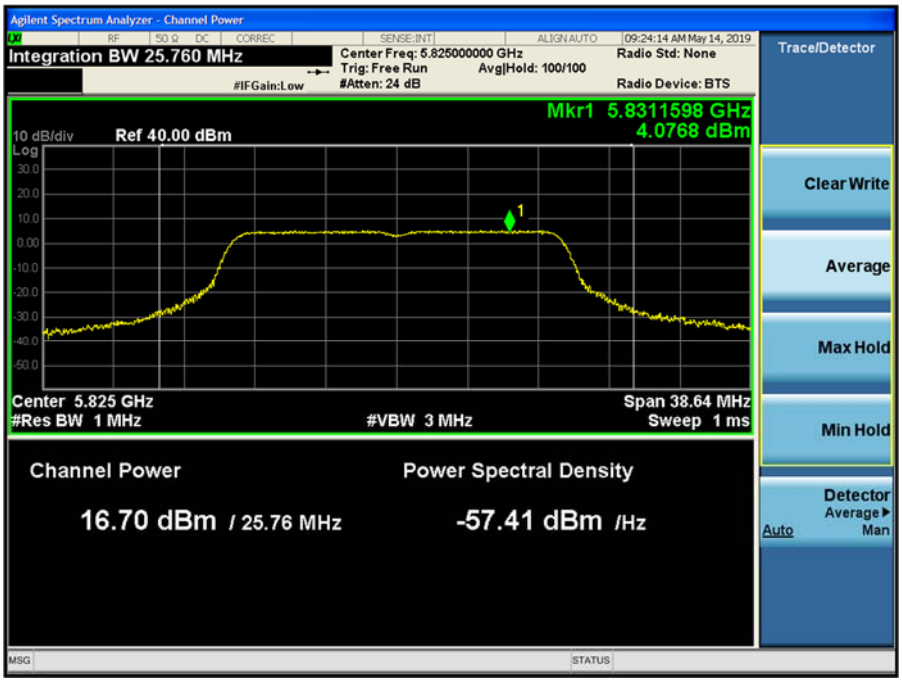

Plot 9-306. Maximum Conducted Output Power Chain 1 802.11ac VHT20 (Ch. 165)

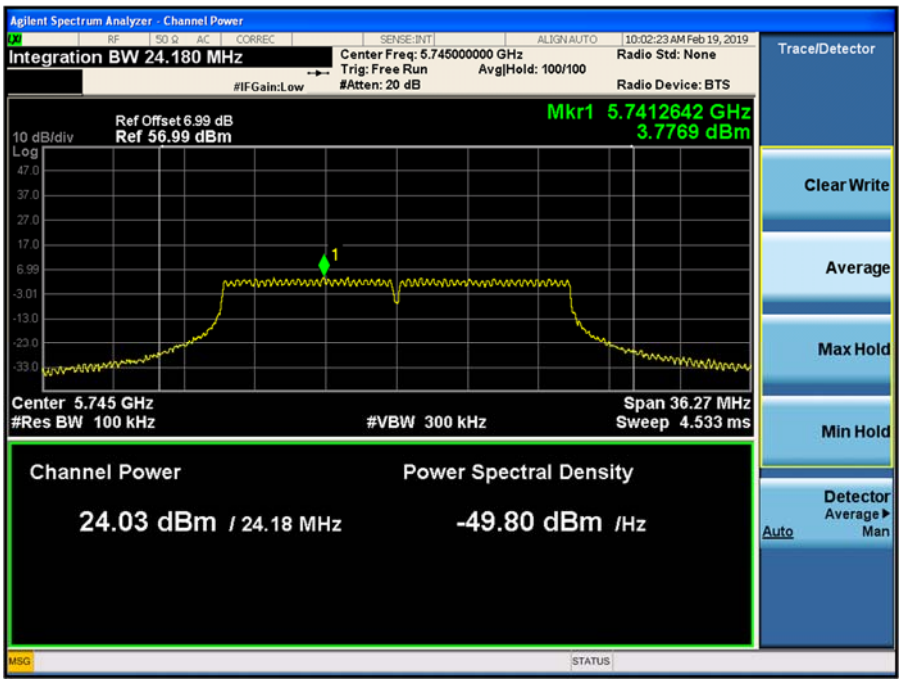

Plot 9-307. Maximum Power Spectral Density Chain 1 802.11ac VHT20 (Ch. 149)

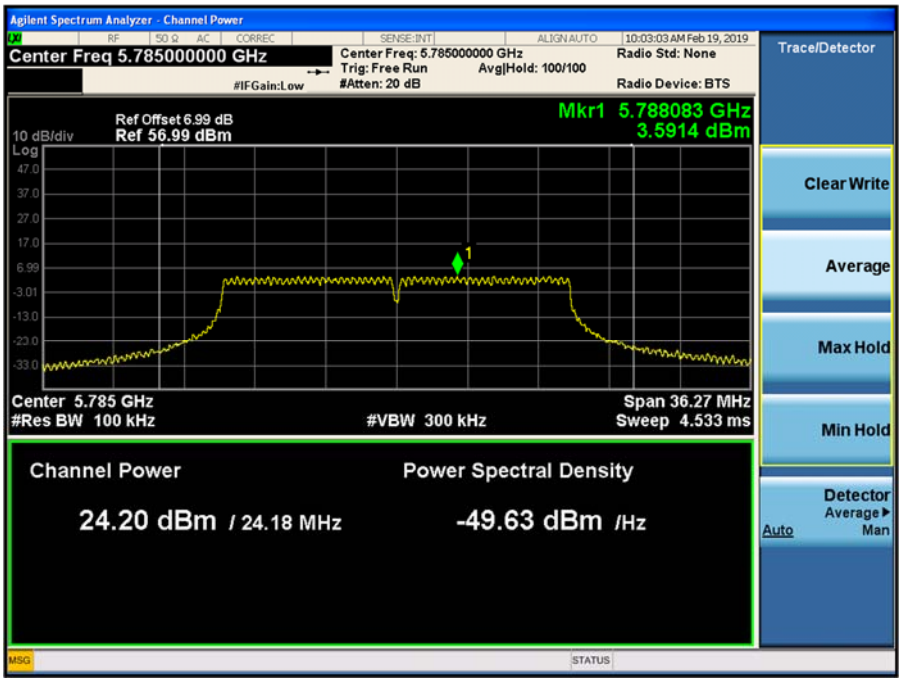

Plot 9-308. Maximum Power Spectral Density Chain 1 802.11ac VHT20 (Ch. 157)

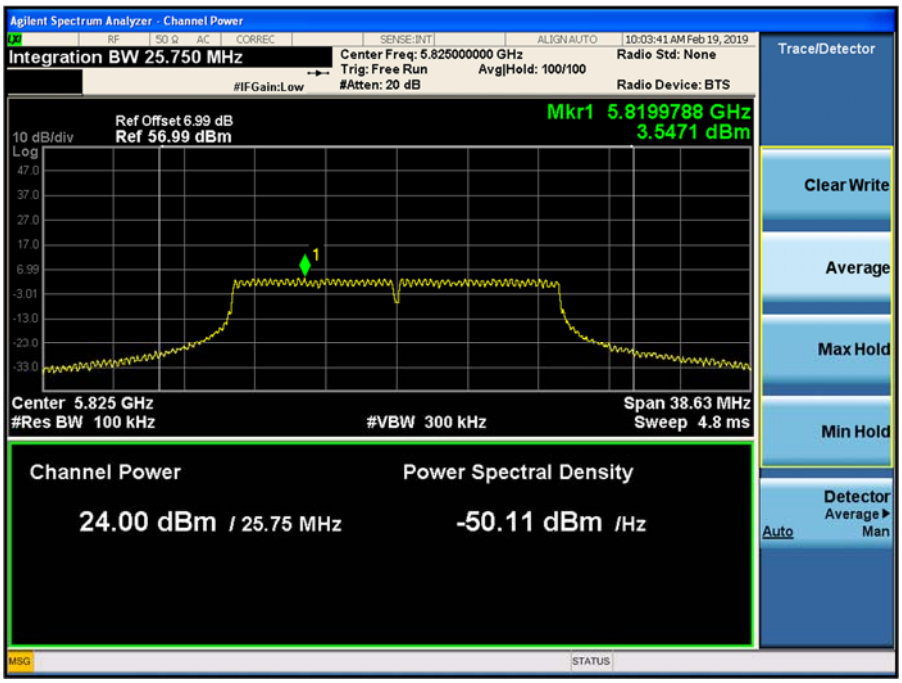

Plot 9-309. Maximum Power Spectral Density Chain 1 802.11ac VHT20 (Ch. 165)

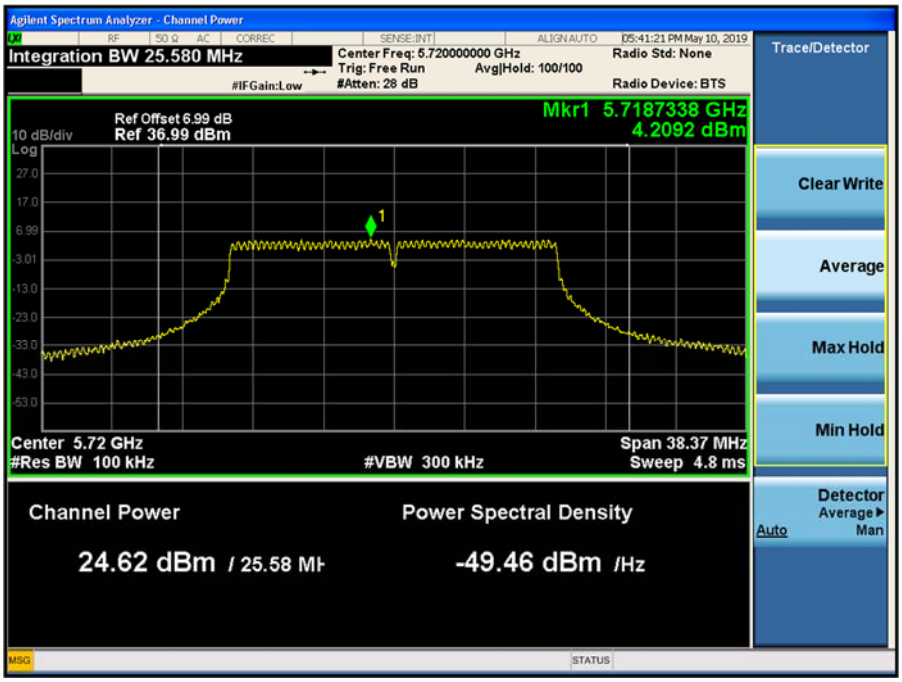

Plot 9-310. Maximum Power Spectral Density Chain 1 802.11ac VHT20 (Ch. 144)

9.6.6.9 Chain 0+1 802.11ac VHT40 Maximum Conducted Output Power

Chain 0+1 802.11ac VHT40 Maximum Conducted Output Power								
Chan. No.	**Freq. (MHz)**	**Chain 0 (dBm)**	**Chain 1 (dBm)**	**Total Power (dBm)**	**15.407 Limit (dBm)**	**RSS-247 Limit (dBm)**	**15.407 Margin (dB)**	**RSS-247 Margin (dB)**
38	5190	12.02	12.42	15.67	24.00	--	-8.33	--
46	5230	12.78	12.30	16.00	24.00	--	-8.00	--
54	5270	17.13	17.28	20.66	24.00	24.00	-3.34	-3.34
62	5310	12.21	12.12	15.62	24.00	24.00	-8.38	-8.38
102	5510	11.23	11.23	14.68	24.00	24.00	-9.32	-9.32
110	5550	16.53	16.54	19.99	24.00	24.00	-4.01	-4.01
134	5670	16.21	16.48	19.80	24.00	24.00	-4.20	-4.20
142	5710	16.46	16.54	19.95	24.00	24.00	-4.05	-4.05
151	5755	16.41	16.43	19.87	30.00	30.00	-10.13	-10.13
159	5795	16.61	16.77	20.14	30.00	30.00	-9.86	-9.86

Chain 0+1 802.11ac VHT40 E.I.R.P						
Channel No.	**Frequency (MHz)**	**Total Power (dBm)**	**Antenna Gain (dBi)**	**E.I.R.P (dBm)**	**RSS-247 E.I.R.P Limit (dBm)**	**RSS-247 E.I.R.P. Margin (dB)**
38	5190	15.67	5.06	20.73	23.00	-2.27
46	5230	16.00	5.06	21.05	23.00	-1.95
54	5270	20.66	5.23	25.89	30.00	-4.11
62	5310	15.62	5.23	20.85	30.00	-9.15
102	5510	14.68	5.96	20.64	30.00	-9.36
110	5550	19.99	5.96	25.94	30.00	-4.06
134	5670	19.80	5.96	25.75	30.00	-4.25
142	5710	19.95	5.96	25.91	30.00	-4.09
151	5755	19.87	3.10	22.97	--	--
159	5795	20.14	3.10	23.24	--	--

9.6.6.10 Chain 0+1 802.11ac VHT40 Maximum Spectral Density

UNII-1 Chain 0+1 802.11ac VHT40 Maximum Power Spectral Density/MHz										
Chan. No.	Freq. (MHz)	Chain 0 (dBm)	Chain 1 (dBm)	Total PSD $(\frac{dBm}{MHz})$	Total Ant. Gain (dBi)	Total EIRP PSD $(\frac{dBm}{MHz})$	15.407 Limit $(\frac{dBm}{MHz})$	RSS-247 EIRP PSD Limit $(\frac{dBm}{MHz})$	15.407 Margin (dB)	RSS-247 Margin (dB)
38	5190	-2.25	-2.17	1.24	8.04	9.28	8.96	10.00	-7.72	-0.72
46	5230	-2.03	-2.14	1.36	8.04	9.40	8.96	10.00	-7.60	-0.60

UNII-2A and UNII-2C Chain 0+1 802.11ac VHT40 Maximum Power Spectral Density/MHz								
Channel No.	Frequency (MHz)	Chain 0 (dBm)	Chain 1 (dBm)	Total PSD $(\frac{dBm}{MHz})$	15.407 Limit $(\frac{dBm}{MHz})$	RSS-247 Limit $(\frac{dBm}{MHz})$	15.407 Margin (dB)	RSS-247 Margin (dB)
54	5270	2.92	3.06	6.44	8.80	10.00	-2.36	-4.56
62	5310	-2.30	-2.28	1.16	8.80	10.00	-7.64	-9.85
102	5510	-3.11	-3.15	0.32	8.06	11.00	-7.74	-10.68
110	5550	2.30	2.22	5.71	8.06	11.00	-2.35	-5.29
134	5670	1.71	2.38	5.51	8.06	11.00	-2.56	-5.49
142	5710	1.29	1.26	4.73	8.06	11.00	-3.33	-6.27

UNII-3 Chain 0+1 802.11ac VHT40 Maximum Power Spectral Density/500kHz								
Chan. No.	Freq. (MHz)	Chain 0 (dBm)	Chain 1 (dBm)	Total PSD $(\frac{dBm}{500\ kHz})$	15.407 Limit $(\frac{dBm}{500\ kHz})$	RSS-247 Limit $(\frac{dBm}{500\ kHz})$	15.407 Margin (dB)	RSS-247 Margin (dB)
151	5755	0.17	0.06	3.57	29.89	29.89	-26.32	-26.32
159	5795	0.55	0.53	3.99	29.89	29.89	-25.90	-25.90

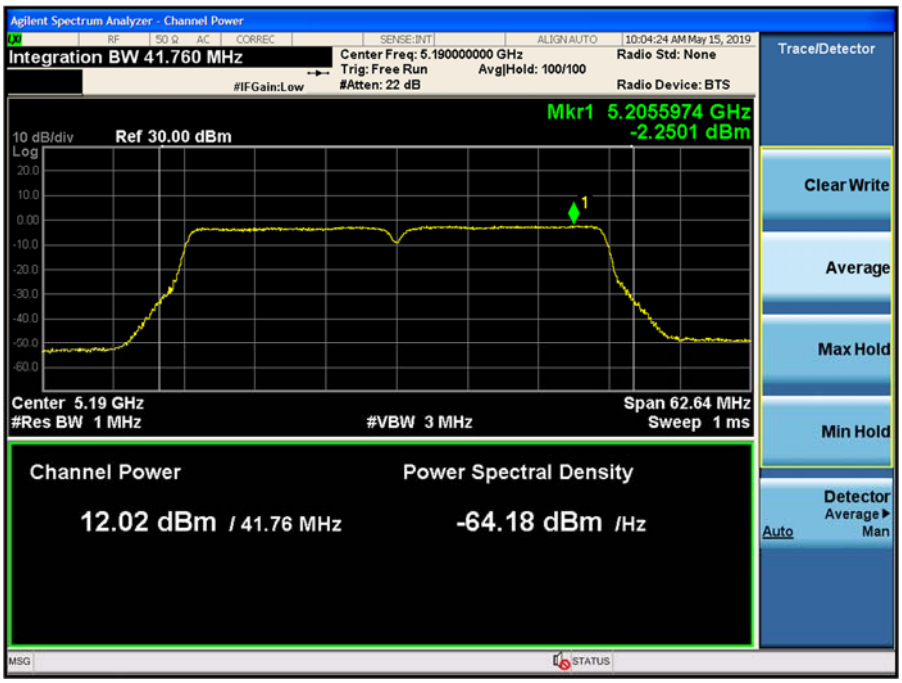

Plot 9-311. Maximum Conducted Output Power and PSD Chain 0 802.11ac VHT40 (Ch. 38)

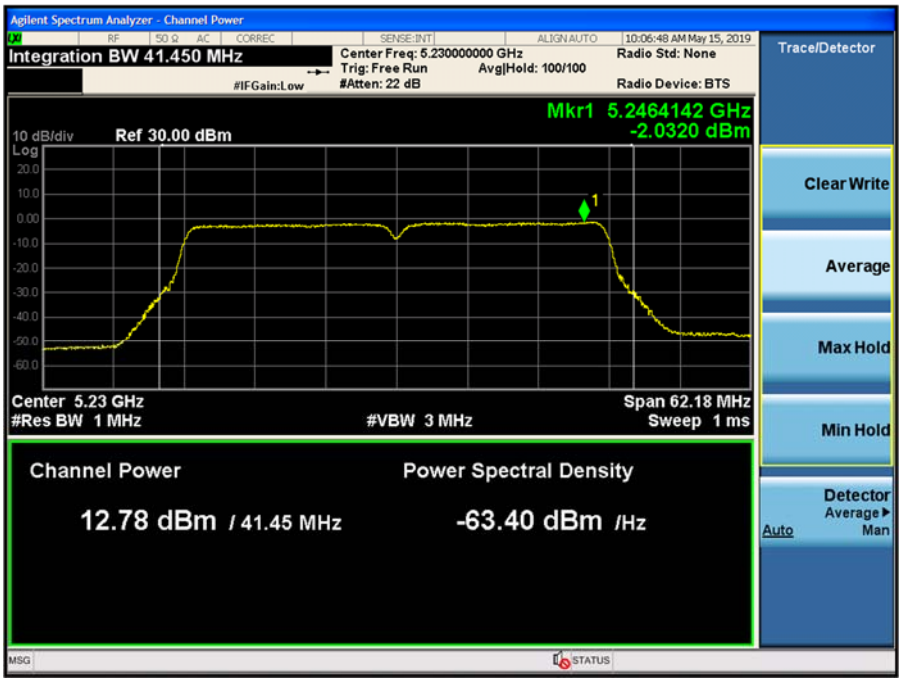

Plot 9-312. Maximum Conducted Output Power and PSD Chain 0 802.11ac VHT40 (Ch. 46)

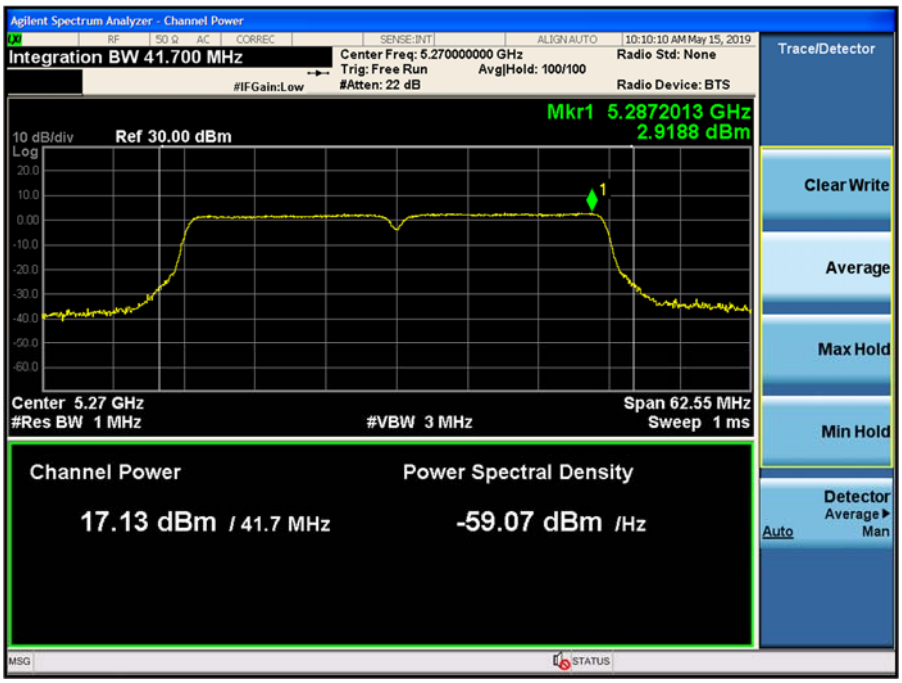

Plot 9-313. Maximum Conducted Output Power and PSD Chain 0 802.11ac VHT40 (Ch. 54)

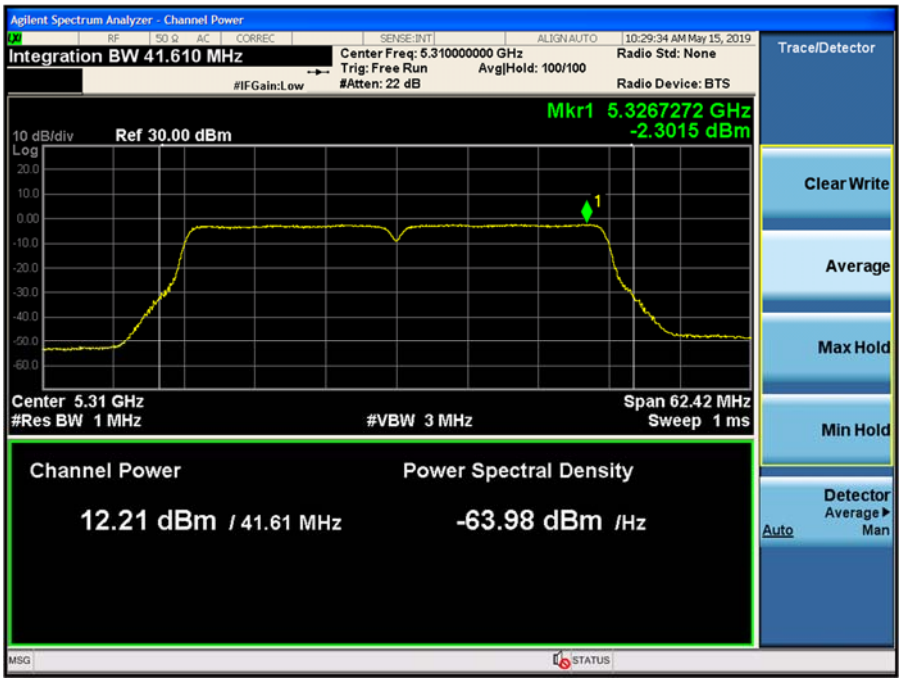

Plot 9-314. Max Conducted Output Power and PSD Chain 0 802.11ac VHT40 (Ch. 62)

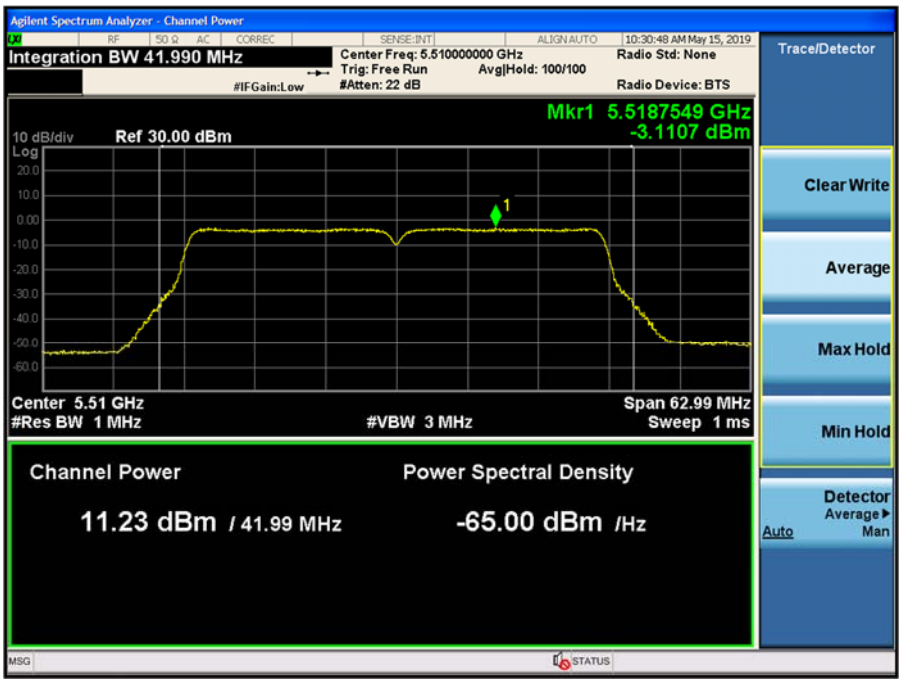

Plot 9-315. Max Conducted Output Power and PSD Chain 0 802.11ac VHT40 (Ch. 102)

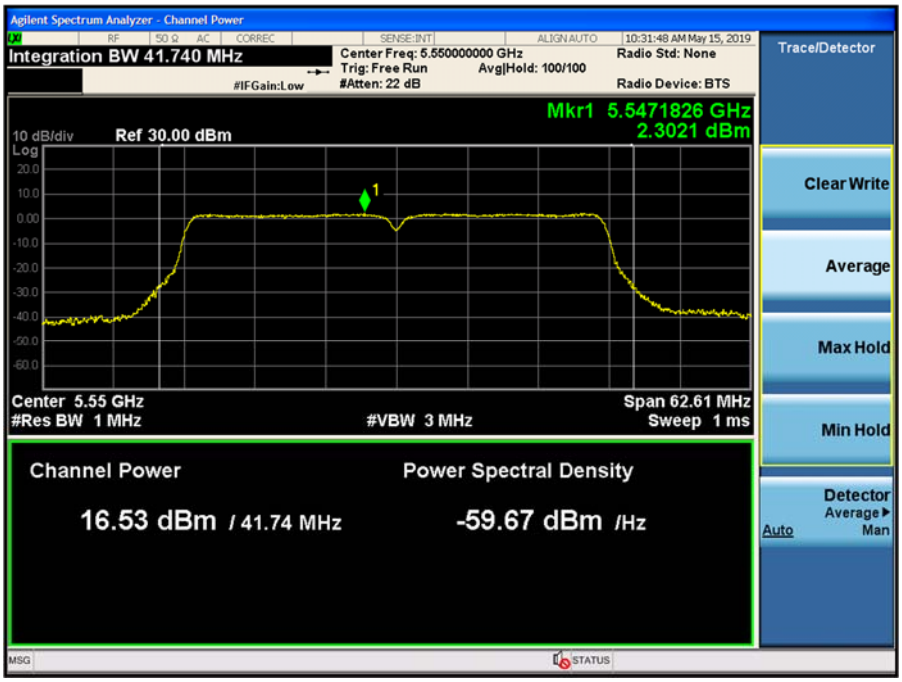

Plot 9-316. Max Conducted Output Power and PSD Chain 0 802.11ac VHT40 (Ch. 110)

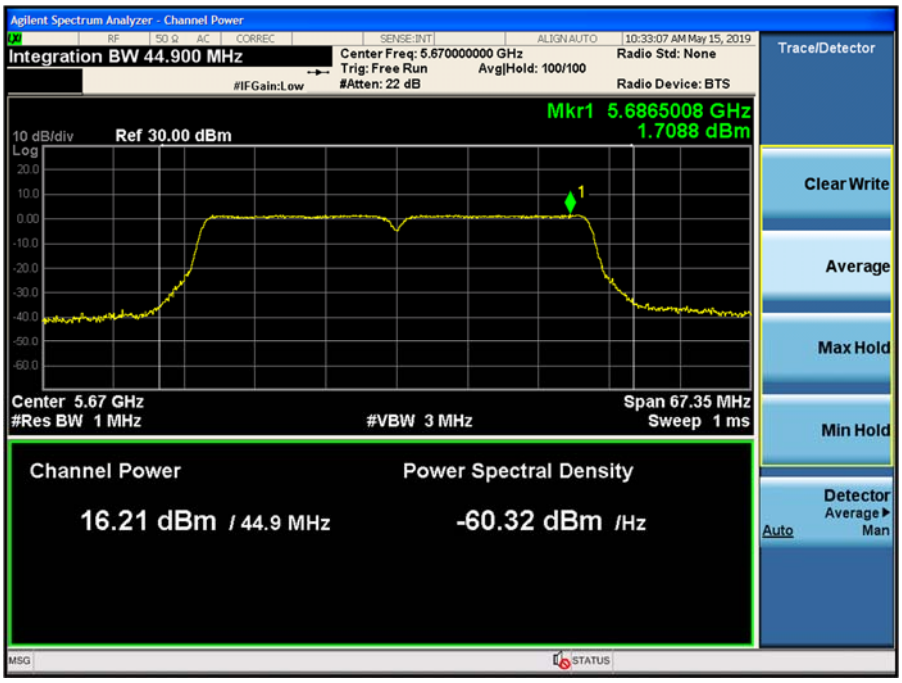

Plot 9-317. Max Conducted Output Power and PSD Chain 0 802.11ac VHT40 (Ch. 134)

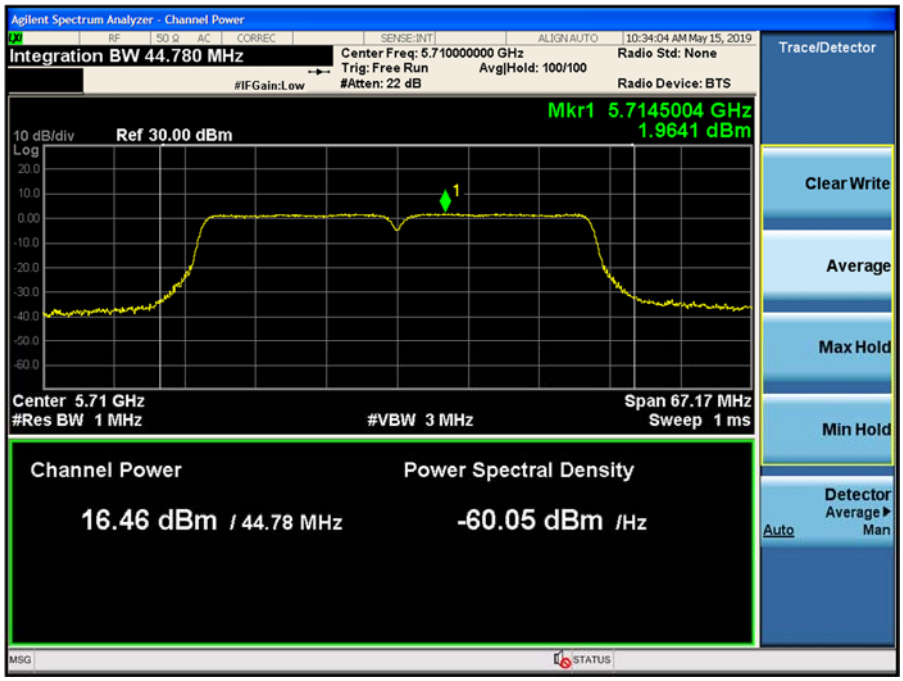

Plot 9-318. Max Conducted Output Power and PSD Chain 0 802.11ac VHT40 (Ch. 142)

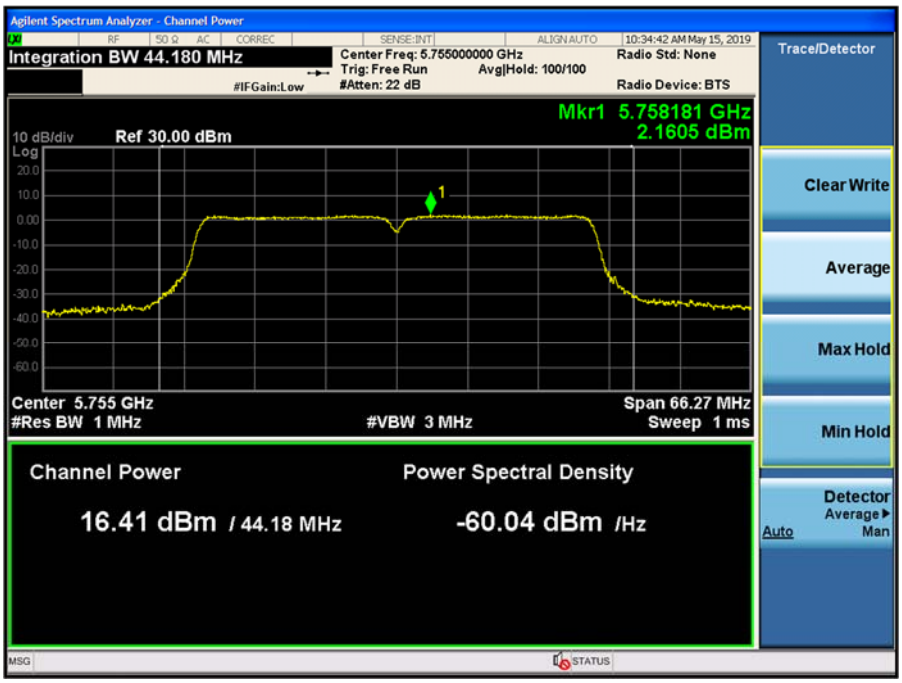

Plot 9-319. Max Conducted Output Power Chain 0 802.11ac VHT40 (Ch. 151)

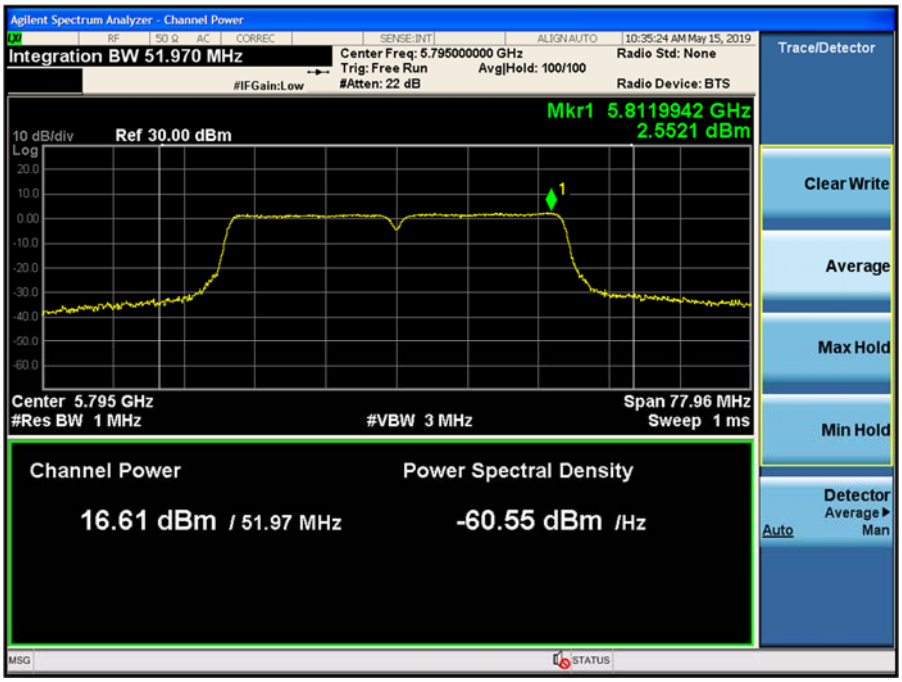

Plot 9-320. Max Conducted Output Power Chain 0 802.11ac VHT40 (Ch. 159)

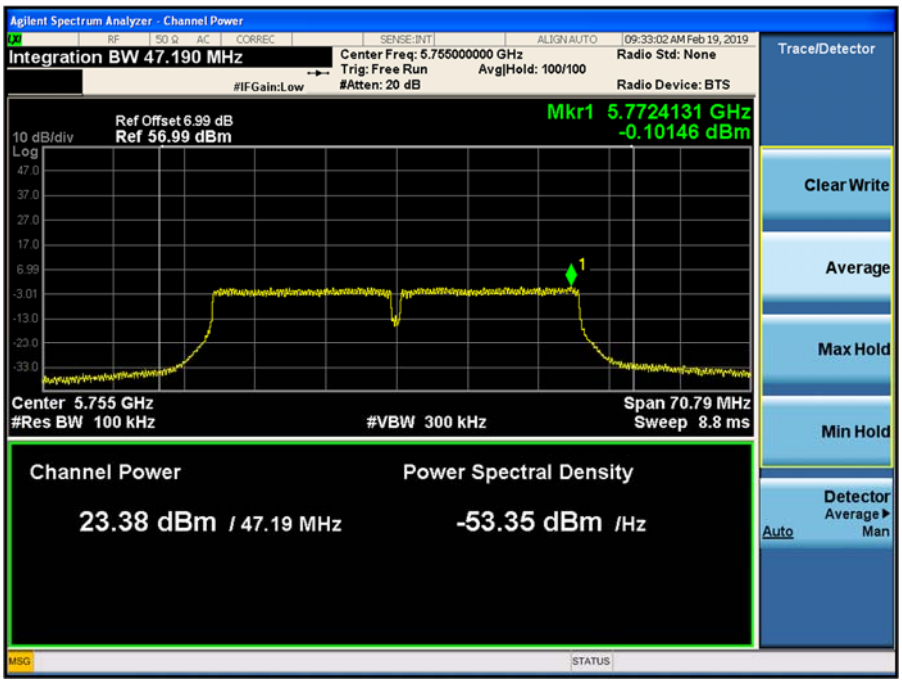

Plot 9-321. Maximum Power Spectral Density Chain 0 802.11ac VHT40 (Ch. 151)

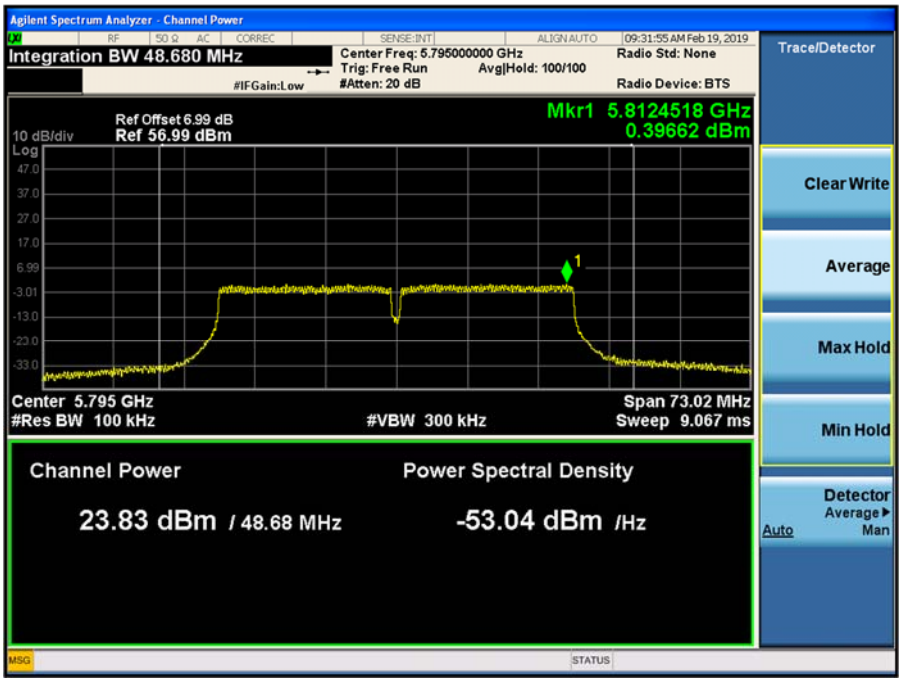

Plot 9-322. Maximum Power Spectral Density Chain 0 802.11ac VHT40 (Ch. 159)

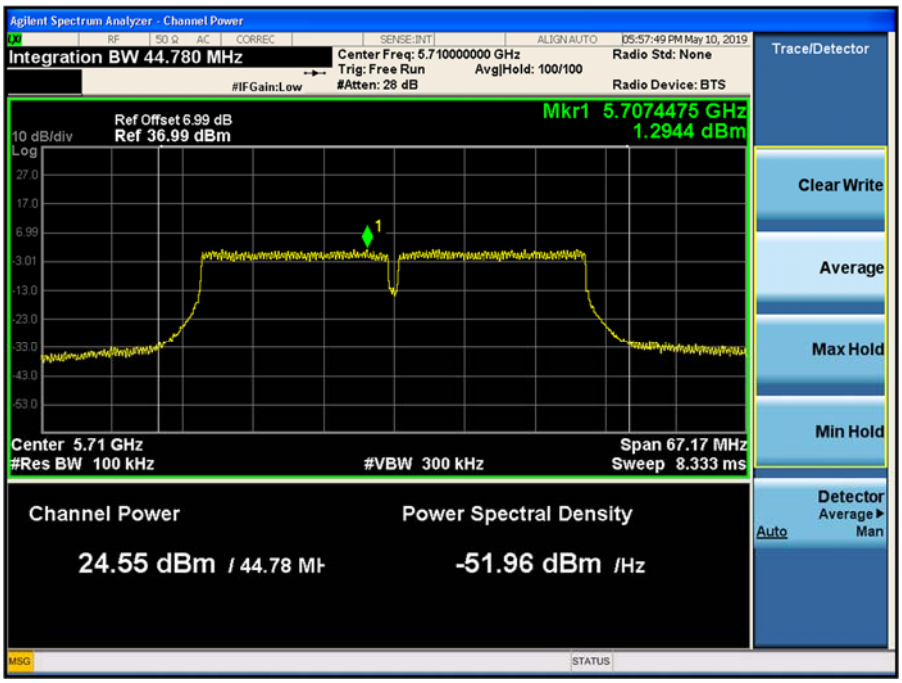

Plot 9-323. Maximum Power Spectral Density Chain 0 802.11ac VHT40 (Ch. 142)

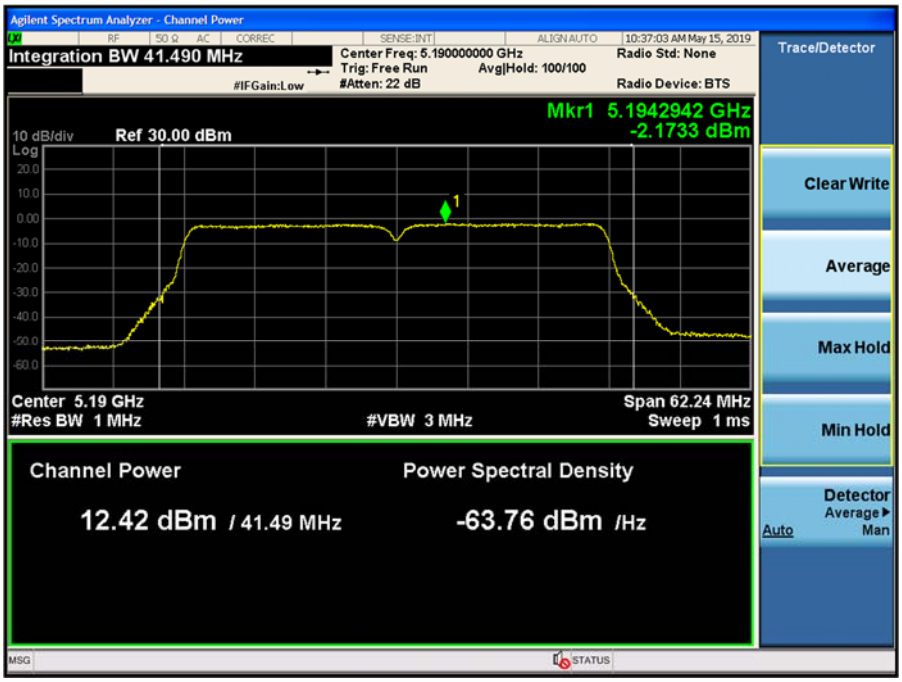

Plot 9-324. Maximum Conducted Output Power and PSD Chain 1 802.11ac VHT40 (Ch. 38)

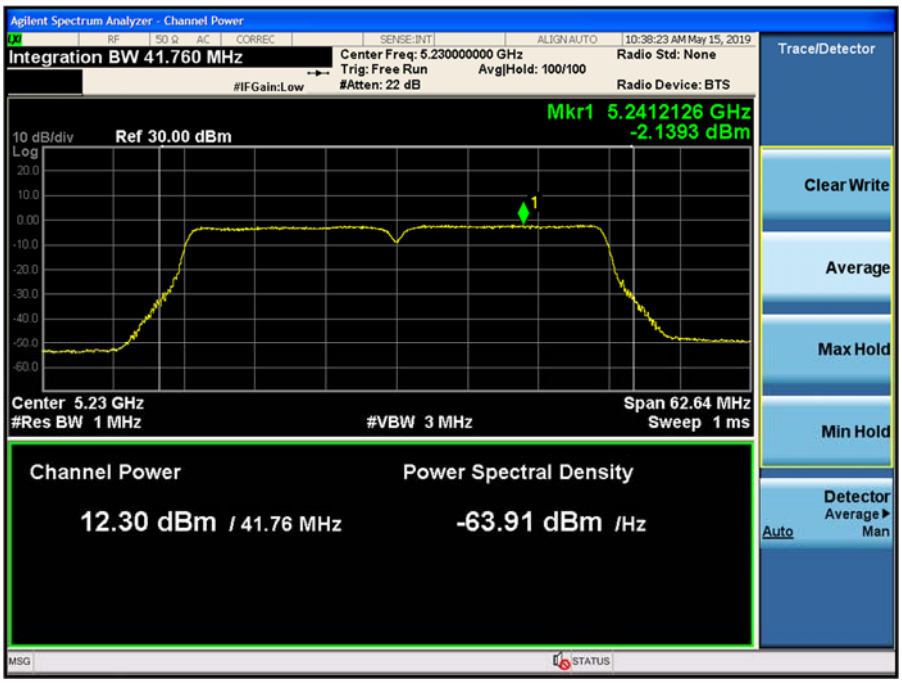

Plot 9-325. Maximum Conducted Output Power and PSD Chain 1 802.11ac VHT40 (Ch. 46)

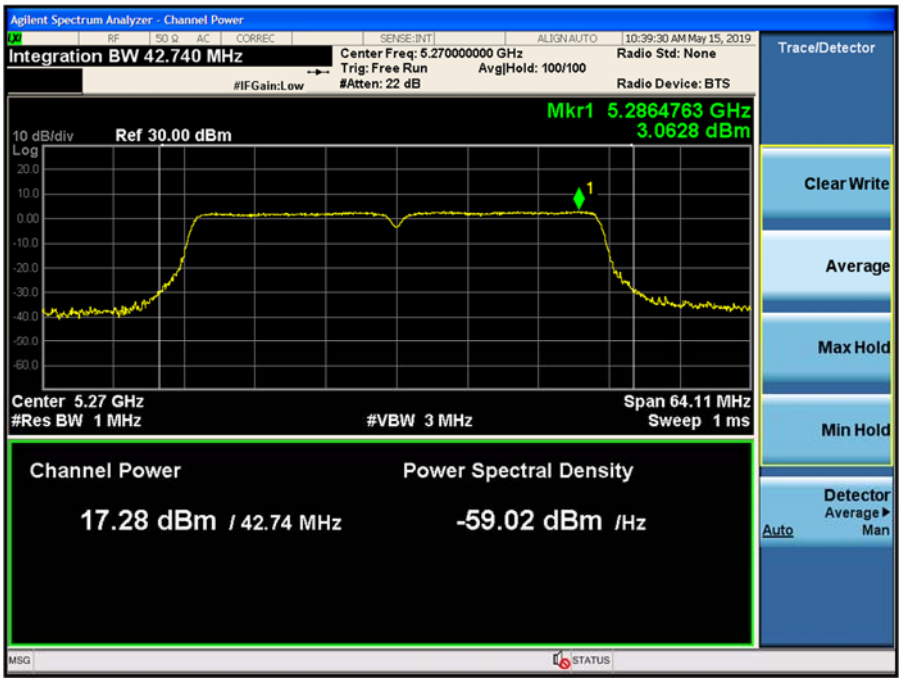

Plot 9-326. Maximum Conducted Output Power and PSD Chain 1 802.11ac VHT40 (Ch. 54)

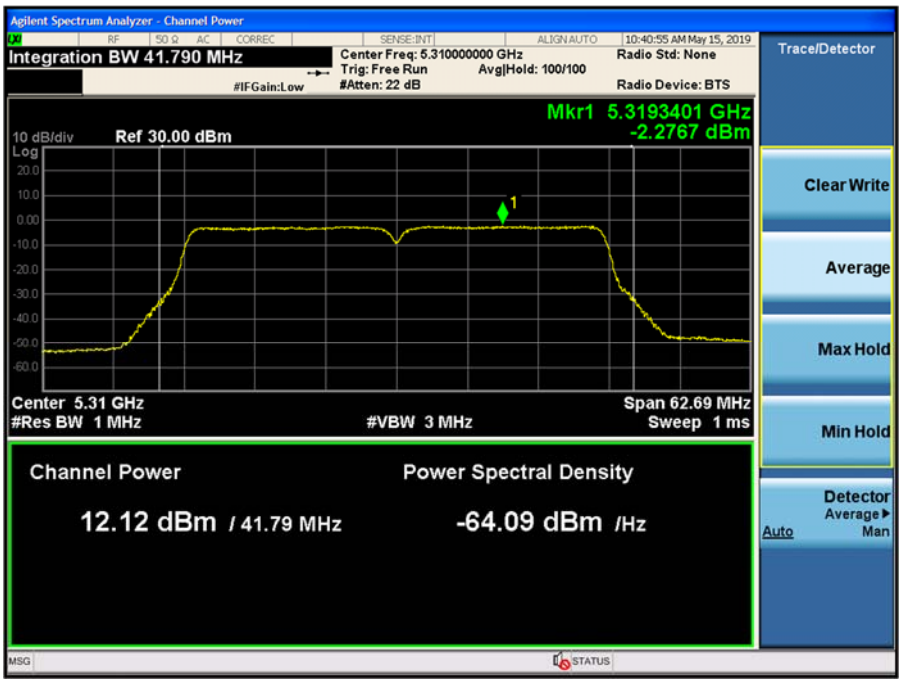

Plot 9-327. Maximum Conducted Output Power and PSD Chain 1 802.11ac VHT40 (Ch. 62)

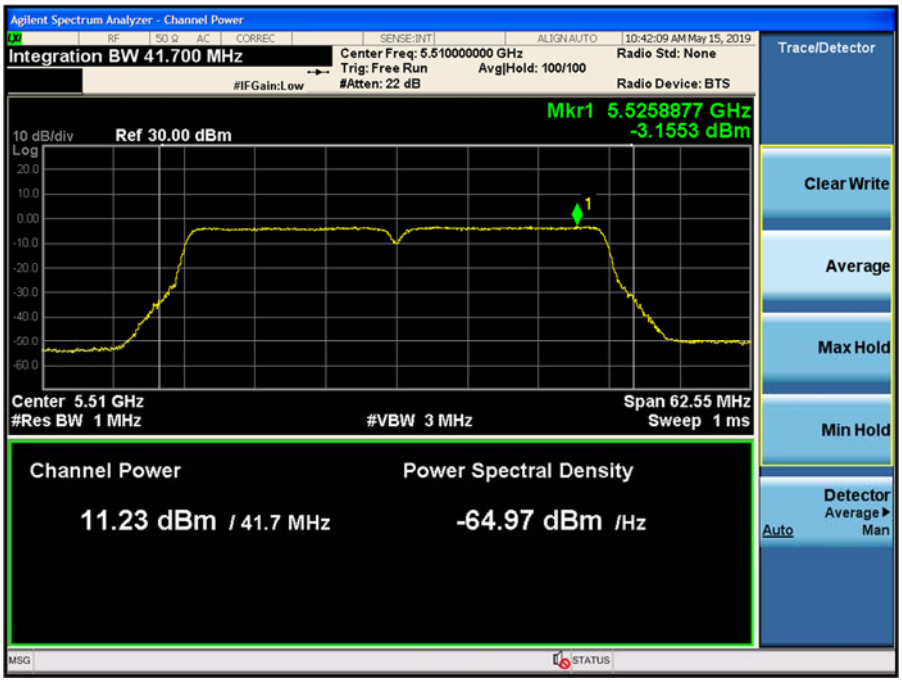

Plot 9-328. Max Conducted Output Power and PSD Chain 1 802.11ac VHT40 (Ch. 102)

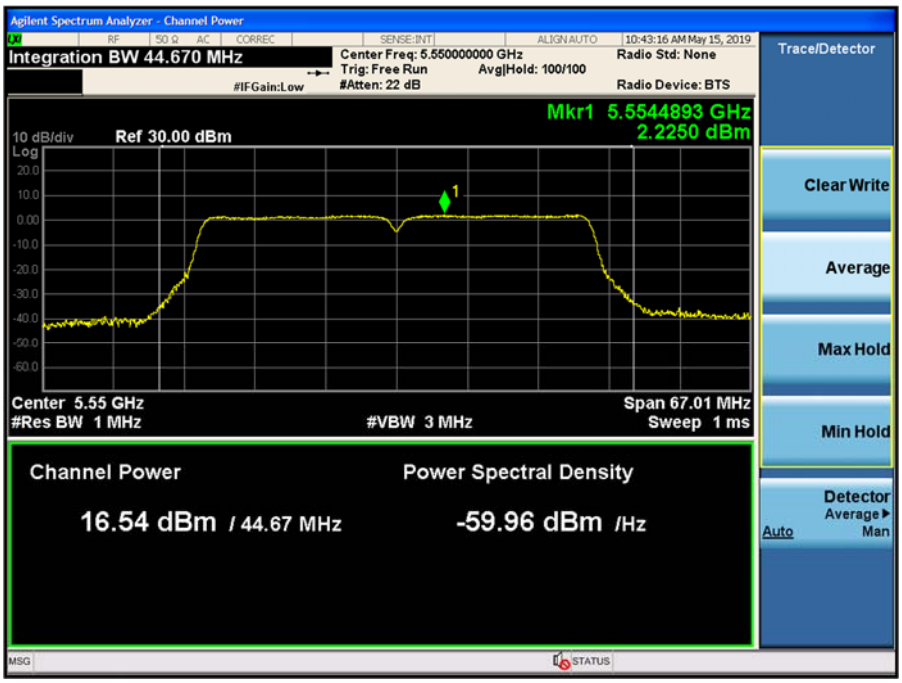

Plot 9-329. Max Conducted Output Power and PSD Chain 1 802.11ac VHT40 (Ch. 110)

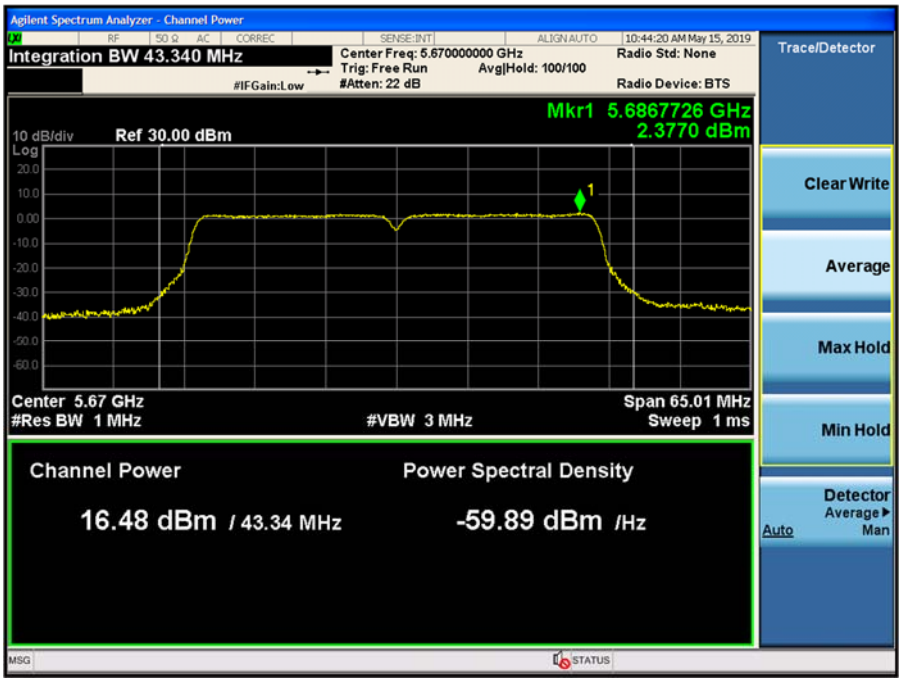

Plot 9-330. Max Conducted Output Power and PSD Chain 1 802.11ac VHT40 (Ch. 134)

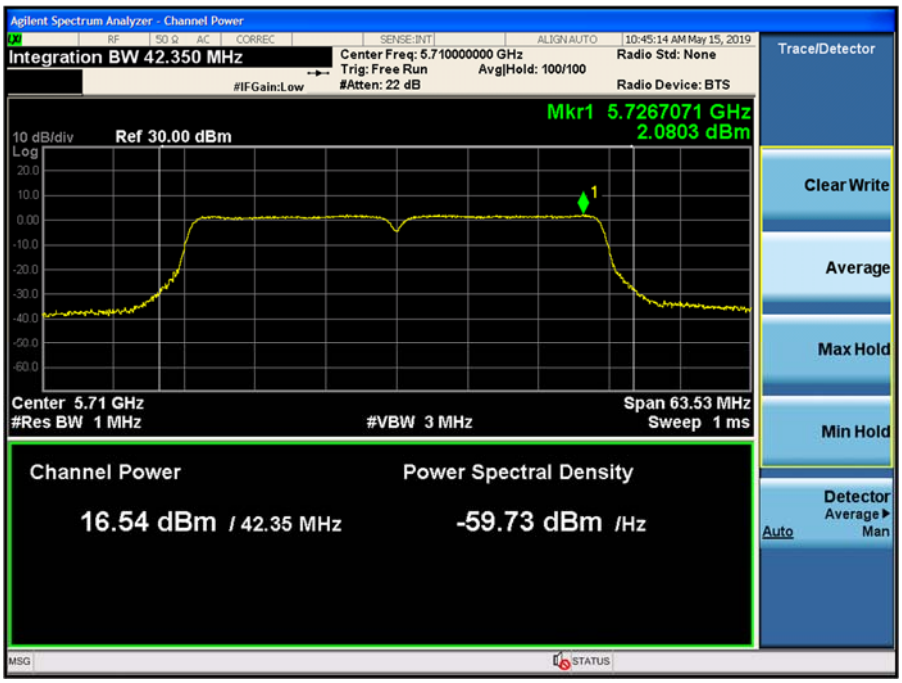

Plot 9-331. Max Conducted Output Power and PSD Chain 1 802.11ac VHT40 (Ch. 142)

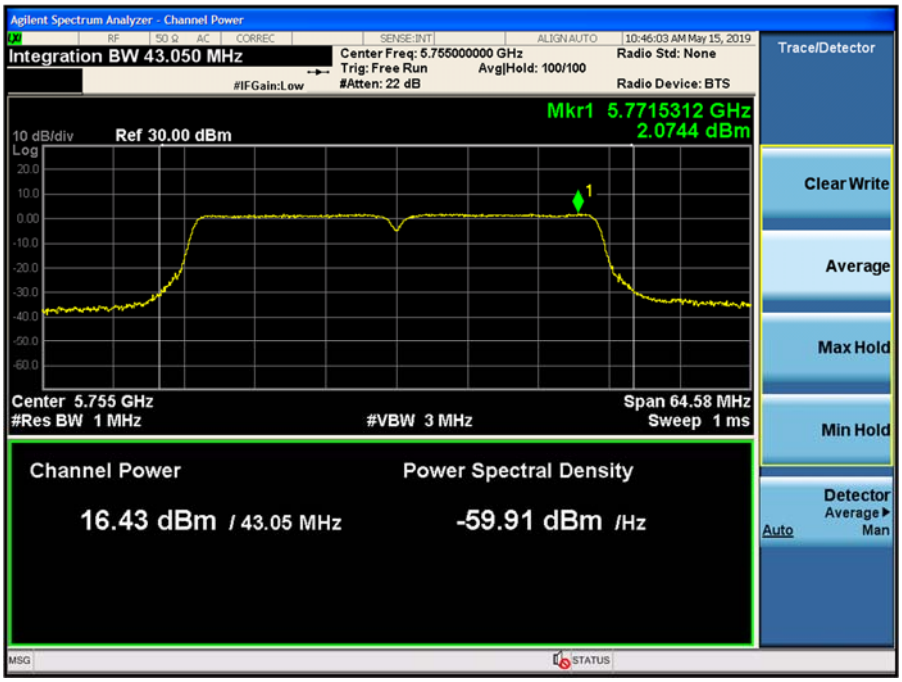

Plot 9-332. Maximum Conducted Output Power Chain 1 802.11ac VHT40 (Ch. 151)

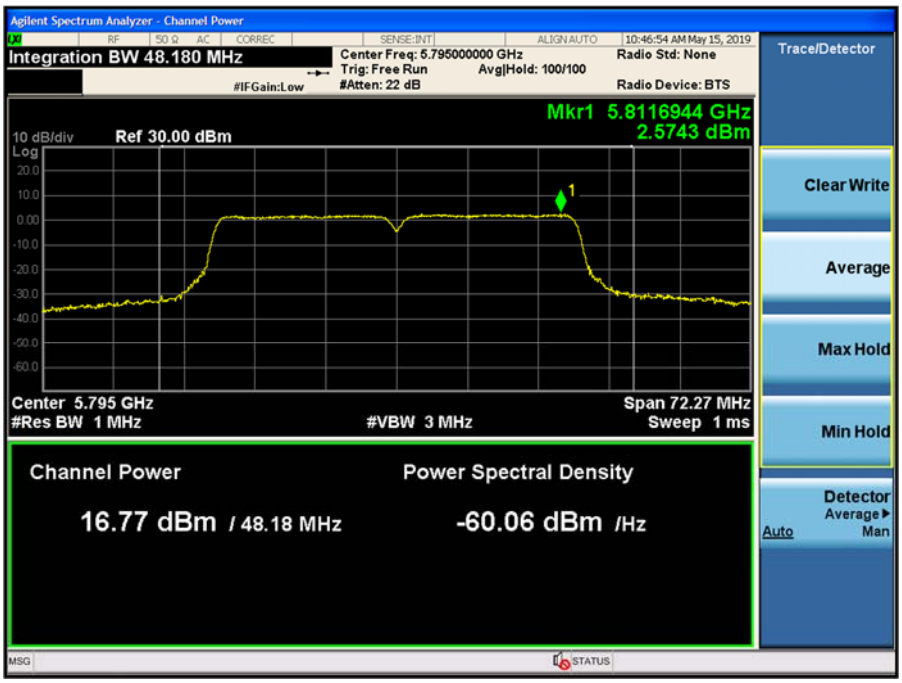

Plot 9-333. Maximum Conducted Output Power Chain 1 802.11ac VHT40 (Ch. 169)

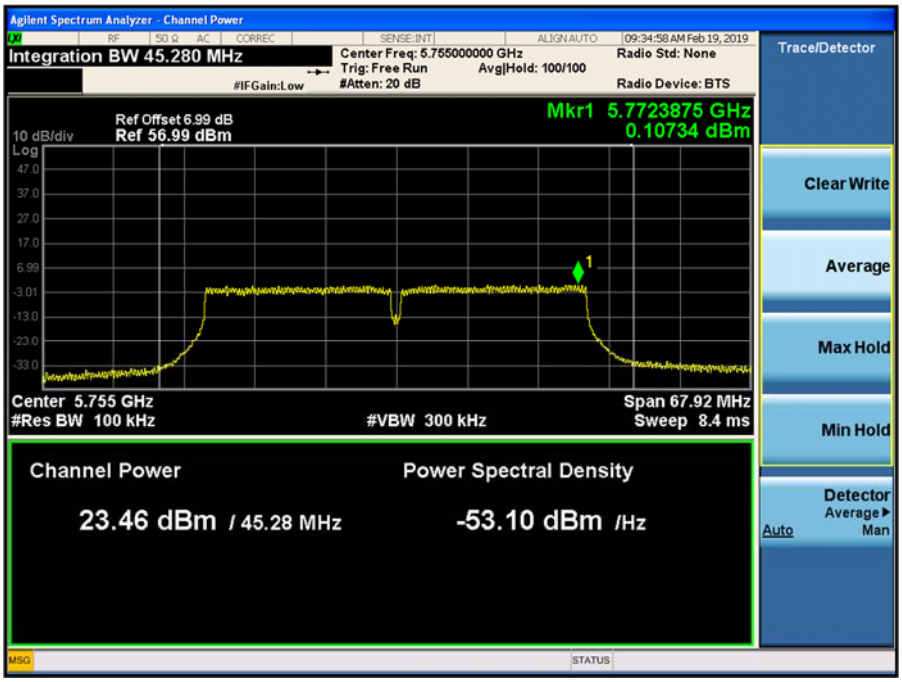

Plot 9-334. Maximum Power Spectrum Density Chain 1 802.11ac VHT40 (Ch. 151)

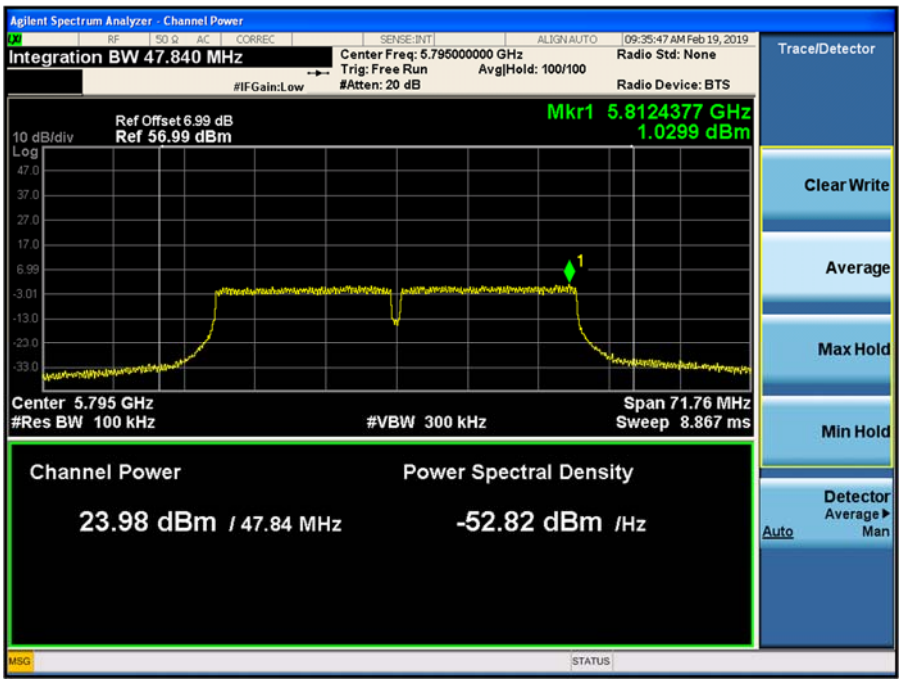

Plot 9-335. Maximum Power Spectrum Density Chain 1 802.11ac VHT40 (Ch. 159)

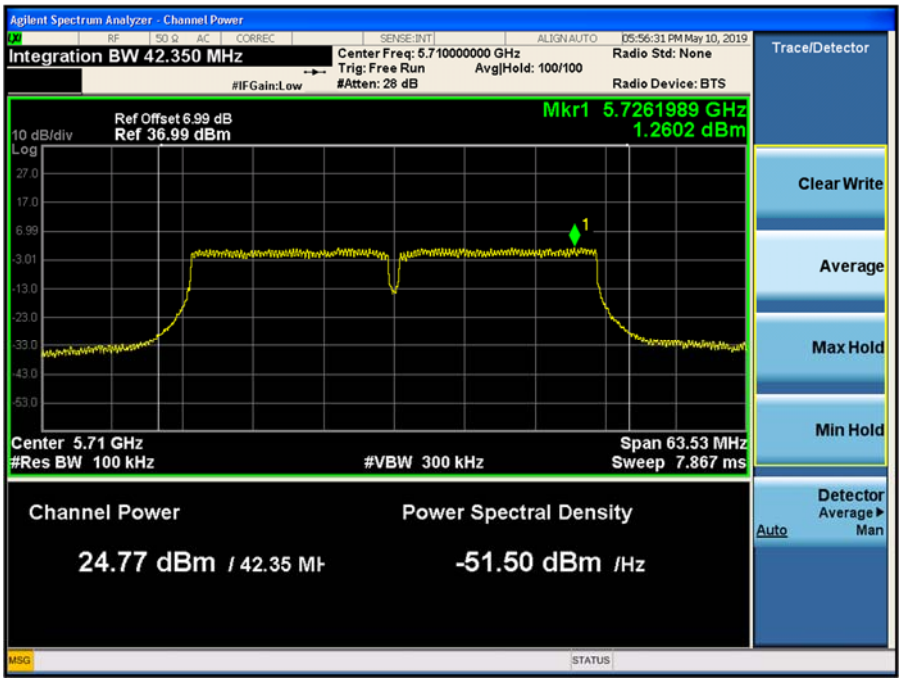

Plot 9-336. Maximum Power Spectrum Density Chain 1 802.11ac VHT40 (Ch. 142)

9.6.6.11 Chain 0+1 802.11ac VHT80 Maximum Conducted Output Power

Chain 0+1 802.11ac VHT80 Maximum Conducted Output Power								
Chan. No.	**Freq. (MHz)**	**Chain 0 (dBm)**	**Chain 1 (dBm)**	**Total Power (dBm)**	**15.407 Limit (dBm)**	**RSS-247 Limit (dBm)**	**15.407 Margin (dB)**	**RSS-247 Margin (dB)**
42	5210	12.95	13.95	16.94	24.00	--	-7.06	--
58	5290	10.16	10.30	13.69	24.00	24.00	-10.31	-10.31
106	5530	13.38	13.53	16.92	24.00	24.00	-7.08	-7.08
122	5610	16.62	16.60	20.07	24.00	24.00	-3.93	-3.93
138	5690	16.14	16.47	19.77	24.00	24.00	-4.23	-4.23
155	5775	16.29	16.84	20.03	30.00	30.00	-9.97	-9.97

Chain 0+1 802.11ac VHT80 E.I.R.P						
Channel No.	**Frequency (MHz)**	**Total Power (dBm)**	**Antenna Gain (dBi)**	**E.I.R.P (dBm)**	**RSS-247 E.I.R.P Limit (dBm)**	**RSS-247 E.I.R.P. Margin (dB)**
42	5210	16.94	5.06	22.00	23.00	-1.00
58	5290	13.69	5.23	18.92	30.00	-11.08
106	5530	16.92	5.96	22.87	30.00	-7.13
122	5610	20.07	5.96	26.03	30.00	-3.97
138	5690	19.77	5.96	25.72	30.00	-4.28
155	5775	20.03	3.10	23.14	--	--

9.6.6.12 Chain 0+1 802.11ac VHT80 Maximum Power Spectral Density

UNII-1 Chain 0+1 802.11ac VHT80 Maximum Power Spectral Density/MHz										
Chan. No.	Freq. (MHz)	Chain 0 (dBm)	Chain 1 (dBm)	Total PSD $(\frac{dBm}{MHz})$	Total Ant. Gain (dBi)	Total EIRP PSD $(\frac{dBm}{MHz})$	15.407 Limit $(\frac{dBm}{MHz})$	RSS-247 EIRP PSD Limit $(\frac{dBm}{MHz})$	15.407 Margin (dB)	RSS-247 Margin (dB)
42	5210	-3.69	-2.85	0.21	8.04	8.24	8.96	10.00	-8.76	-1.76

UNII-2A and UNII-2C Chain 0+1 802.11ac VHT80 Maximum Power Spectral Density/MHz								
Channel No.	Frequency (MHz)	Chain 0 (dBm)	Chain 1 (dBm)	Total PSD $(\frac{dBm}{MHz})$	15.407 Limit $(\frac{dBm}{MHz})$	RSS-247 Limit $(\frac{dBm}{MHz})$	15.407 Margin (dB)	RSS-247 Margin (dB)
58	5290	-6.57	-6.80	-3.23	8.80	11.00	-12.02	-14.23
106	5530	-4.16	-3.84	-0.54	8.06	11.00	-8.60	-11.54
122	5610	-0.91	-0.58	2.72	8.06	11.00	-5.34	-8.28
138	5690	-2.03	-1.74	1.58	8.06	11.00	-6.48	-9.42

UNII-3 Chain 0+1 802.11ac VHT80 Maximum Power Spectral Density/500kHz								
Chan. No.	Freq. (MHz)	Chain 0 (dBm)	Chain 1 (dBm)	Total PSD $(\frac{dBm}{500\ kHz})$	15.407 Limit $(\frac{dBm}{500\ kHz})$	RSS-247 Limit $(\frac{dBm}{500\ kHz})$	15.407 Margin (dB)	RSS-247 Margin (dB)
155	5775	-3.31	-2.37	0.64	29.89	29.89	-29.25	-29.25

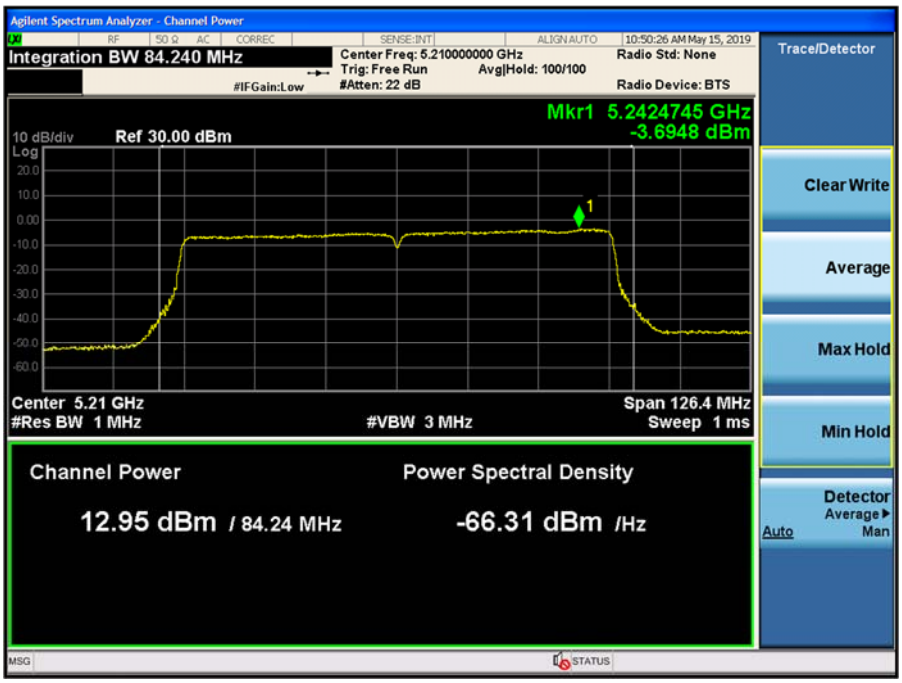

Plot 9-337. Maximum Conducted Output Power and PSD Chain 0 802.11ac VHT80 (Ch. 42)

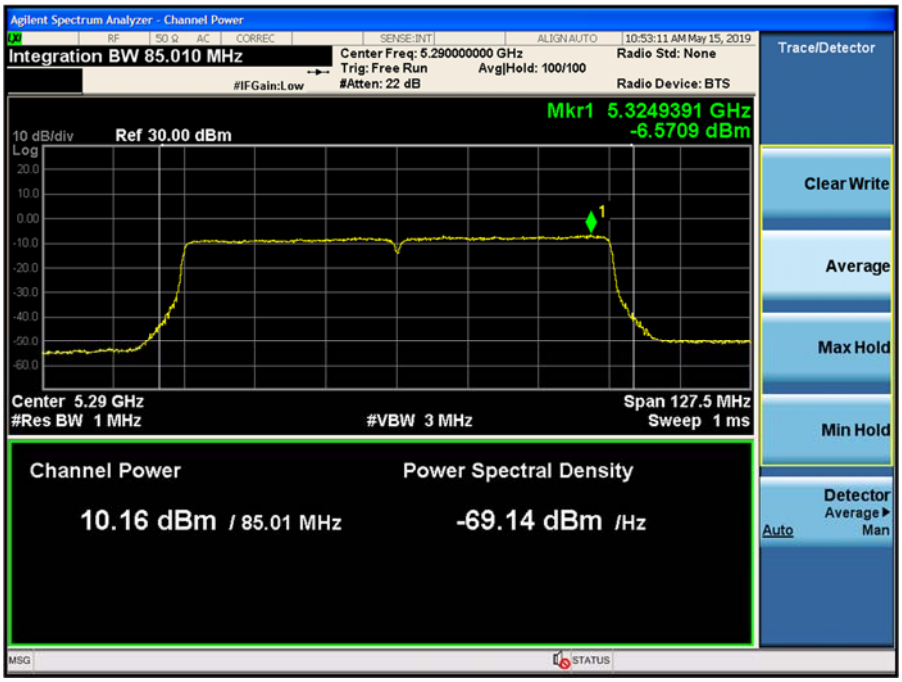

Plot 9-338. Maximum Conducted Output Power and PSD Chain 0 802.11ac VHT80 (Ch. 58)

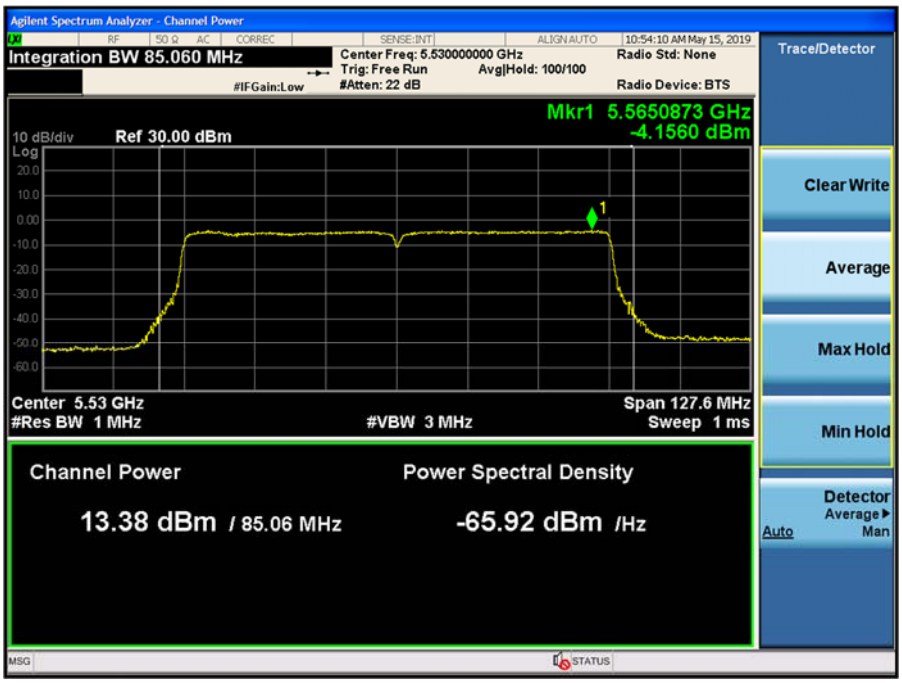

Plot 9-339. Max Conducted Output Power and PSD Chain 0 802.11ac VHT80 (Ch. 106)

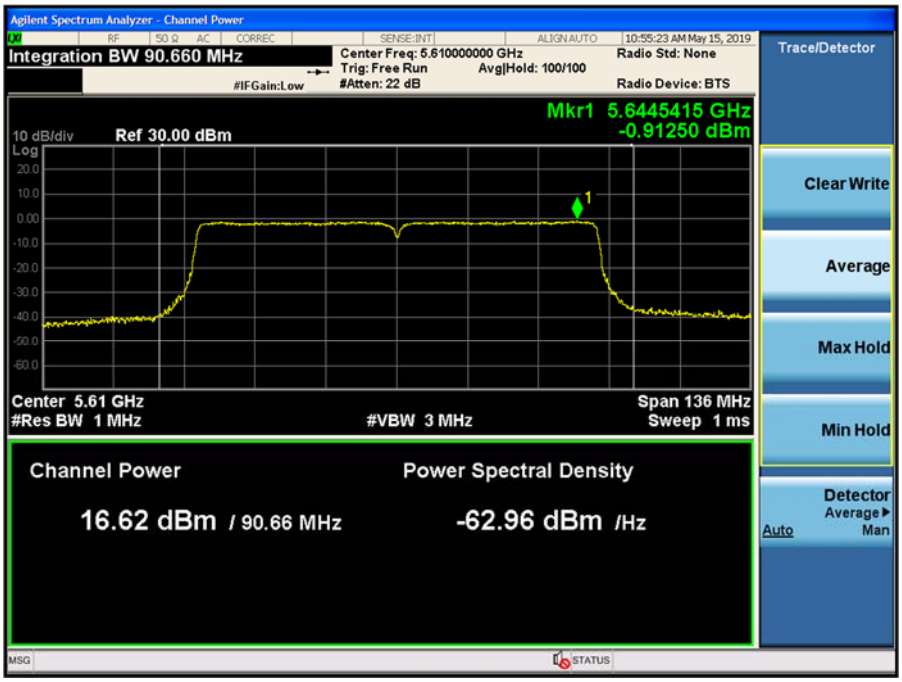

Plot 9-340. Max Conducted Output Power and PSD Chain 0 802.11ac VHT80 (Ch. 122)

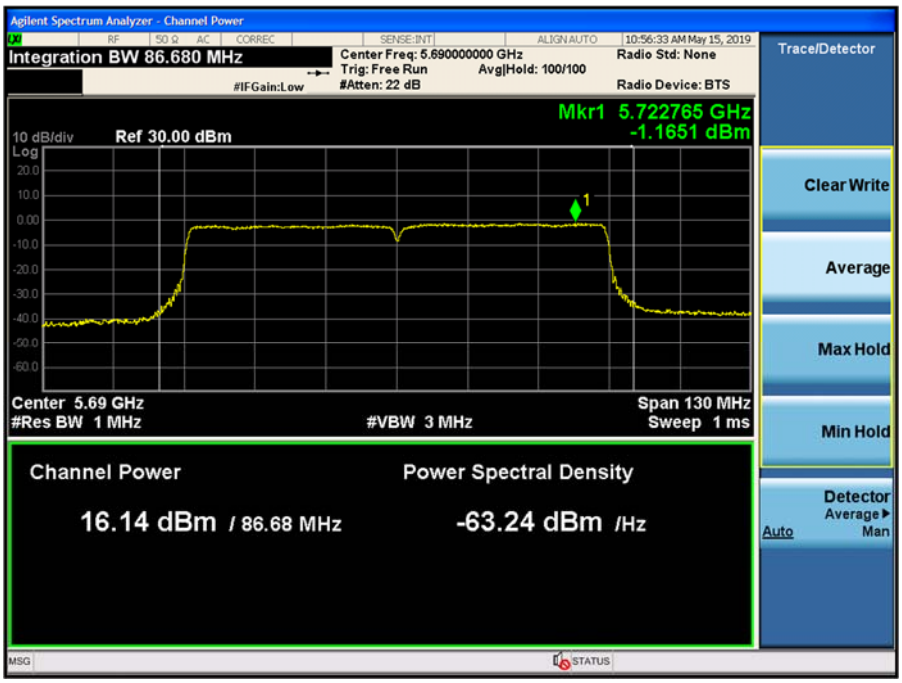

Plot 9-341. Max Conducted Output Power and PSD Chain 0 802.11ac VHT80 (Ch. 138)

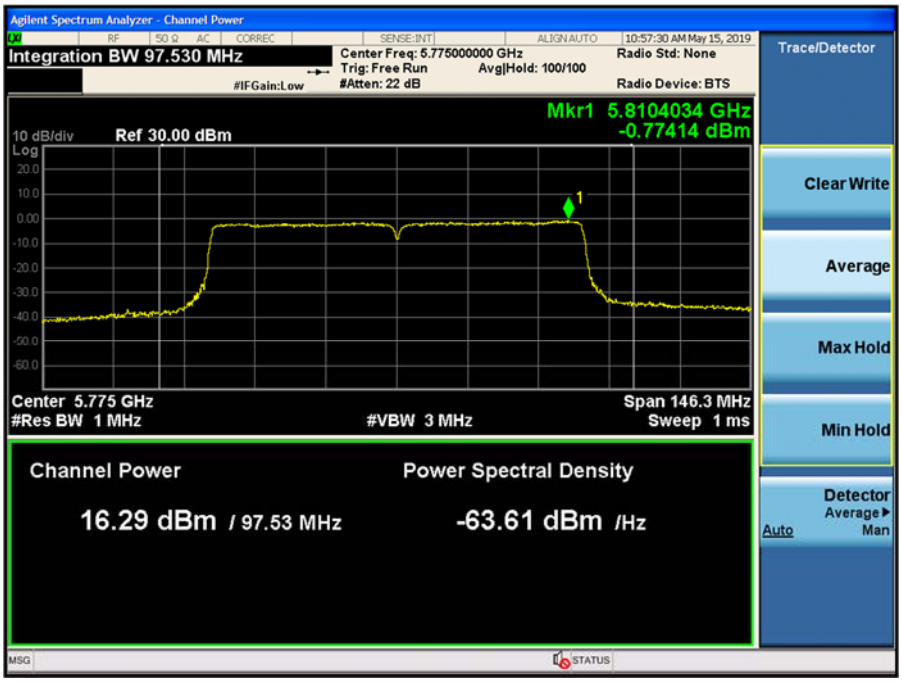

Plot 9-342. Max Conducted Output Power Chain 0 802.11ac VHT80 (Ch. 155)

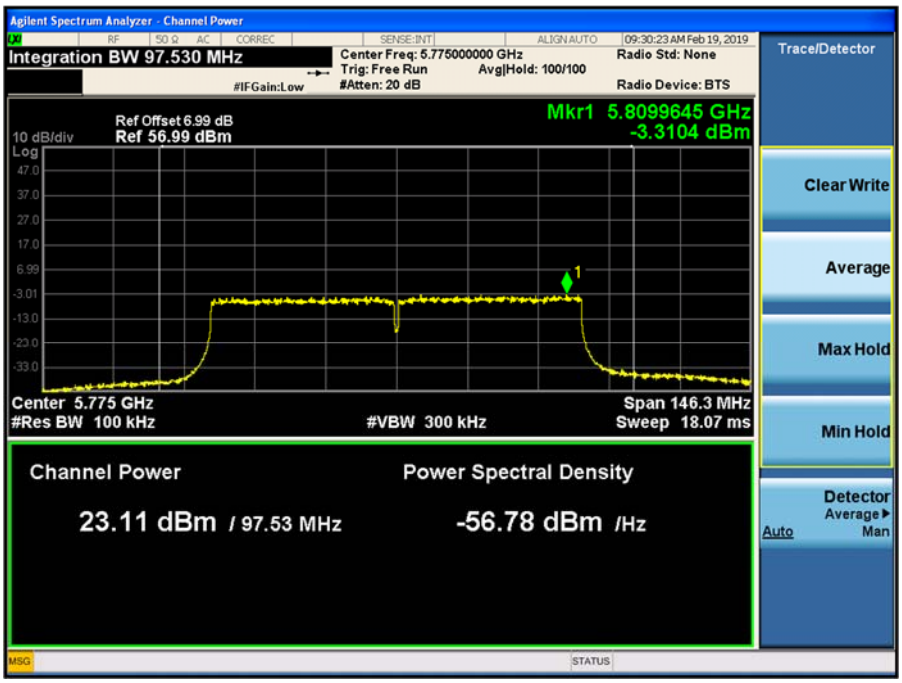

Plot 9-343. Max Power Spectral Density Chain 0 802.11ac VHT80 (Ch. 155)

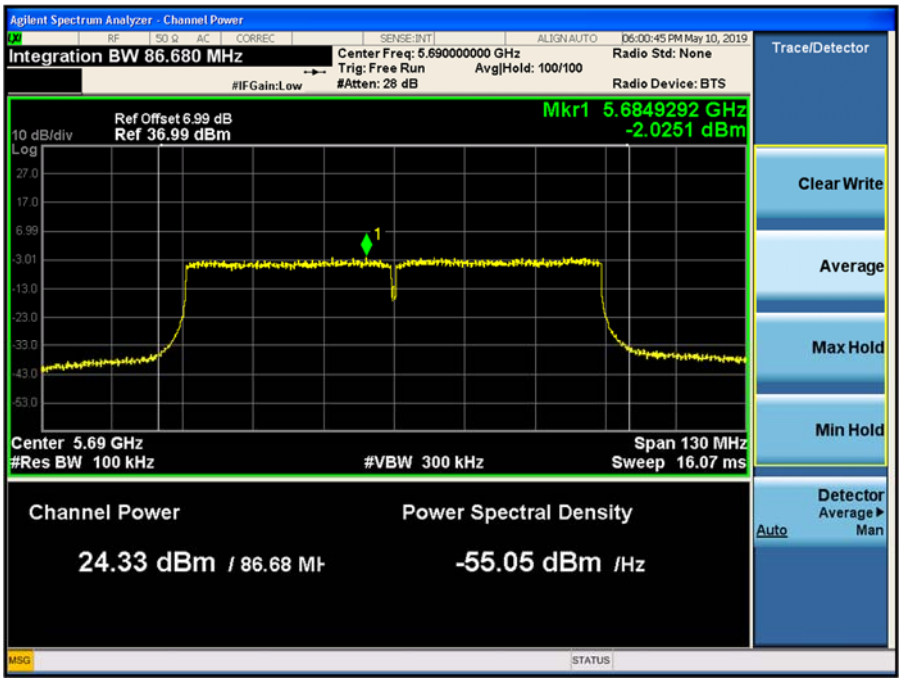

Plot 9-344. Max Power Spectral Density Chain 0 802.11ac VHT80 (Ch. 138)