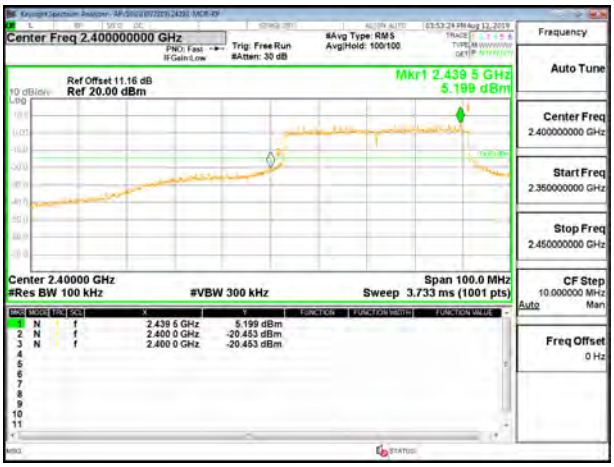

LOW CHANNEL 3 BANDEDGE CHAIN 1

OUT-OF-BAND LOW CHANNEL 3 CHAIN 1

Note – Low Channel 3 Conducted Spurious Emissions was tested at the mid channel power setting which is the maximum power setting.

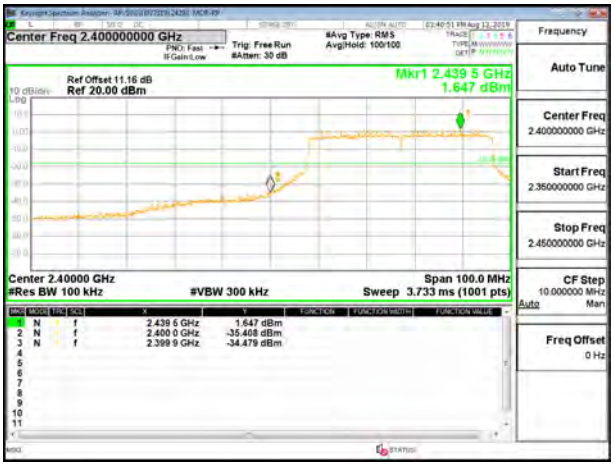

LOW CHANNEL 4 BANDEDGE CHAIN 1

Intentionally left blank

IN-BAND REFERENCE LEVEL CHAIN 1

OUT-OF-BAND MID CHANNEL CHAIN 1

UL LLC
12 Laboratory Dr., RTP, NC 27709; USA
TEL:(919) 549-1400

This report shall not be reproduced except in full, without the written approval of UL LLC

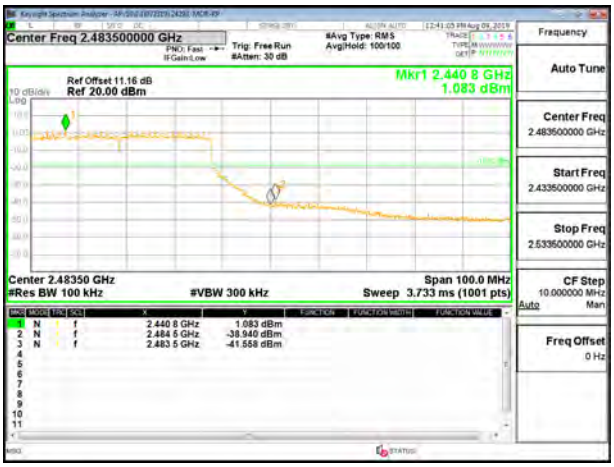

HIGH CHANNEL 9 BANDEDGE CHAIN 1

Intentionally left blank

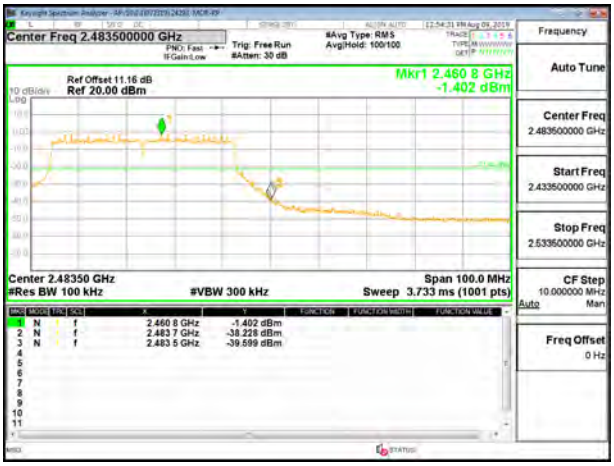

HIGH CHANNEL 10 BANDEDGE CHAIN 1

Intentionally left blank

HIGH CHANNEL 11 BANDEDGE CHAIN 1

OUT-OF-BAND HIGH CHANNEL 11 CHAIN 1

Note – High Channel 11 Conducted Spurious Emissions was tested at the mid channel power setting which is the maximum power setting.

UL LLC
12 Laboratory Dr., RTP, NC 27709; USA
TEL:(919) 549-1400

This report shall not be reproduced except in full, without the written approval of UL LLC

10. RADIATED TEST RESULTS

LIMITS

FCC §15.205 and §15.209

Frequency Range (MHz)	Field Strength Limit (uV/m) at 3 m	Field Strength Limit (dBuV/m) at 3 m
0.009-0.490	2400/F(kHz) @ 300 m	-
0.490-1.705	24000/F(kHz) @ 30 m	-
1.705 - 30	30 @ 30m	-
30 - 88	100	40
88 - 216	150	43.5
216 - 960	200	46
Above 960	500	54

TEST PROCEDURE

The EUT is placed on a non-conducting table 1.5 m above the ground plane for measurement above 1GHz. The antenna to EUT distance is 3 meters. The EUT is configured in accordance with ANSI C63.10. The EUT is set to transmit in a continuous mode.

For pre-scans above 1 GHz the resolution bandwidth is set to 1 MHz; the video bandwidth is set to 30 KHz for peak measurements.

For final measurements above 1 GHz the resolution bandwidth is set to 1 MHz; the video bandwidth is set to 3 MHz for peak measurements. For average measurements above 1GHz, the resolution bandwidth and video bandwidth are set as described in ANSI C63.10:2013 for the applicable measurement. The particular averaging method used for this test program was RMS.

The spectrum from 1 GHz to 18 GHz is investigated with the transmitter set to the lowest, middle, and highest channels in each applicable band.

The frequency range of interest is monitored at a fixed antenna height and EUT azimuth. The EUT is rotated through 360 degrees to maximize emissions received. The antenna is scanned from 1 to 4 meters above the ground plane to further maximize the emission. Measurements are made with the antenna polarized in both the vertical and the horizontal positions.

For below 1GHz and above 18 GHz testing, refer to model 1868 (FCC ID: C3K1868, IC: 3048A-1868), UL report number R12935938-E3.

NOTE: Throughout this section:
Antenna 1 = Chain 0
Antenna 2 = Chain 1

UL LLC
12 Laboratory Dr., RTP, NC 27709; USA TEL:(919) 549-1400
This report shall not be reproduced except in full, without the written approval of UL LLC

10.1. TRANSMITTER ABOVE 1 GHz

10.1.1. TX ABOVE 1 GHz 802.11ax HE20 MODE IN THE 2.4 GHz BAND

2TXChain 0 +Chain 1 MODE: SU

BANDEDGE (LOW CHANNEL, CH 1)

HORIZONTAL RESULT

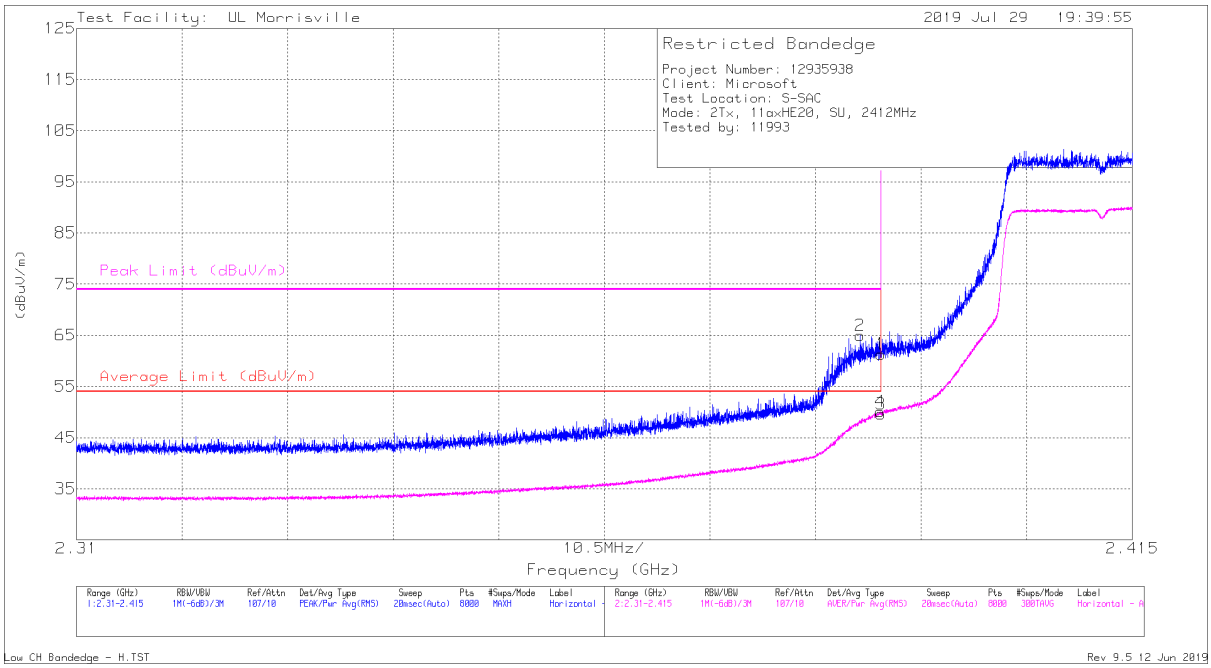

Marker	Frequency (GHz)	Meter Reading (dBuV)	Det	AT0072 (dB/m)	Amp/Cbl/Fltr/Pad (dB)	Corrected Reading (dBuV/m)	Average Limit (dBuV/m)	Margin (dB)	Peak Limit (dBuV/m)	PK Margin (dB)	Azimuth (Degs)	Height (cm)	Polarity
1	* ** 2.39	53.42	Pk	31.9	-24	61.32	-	-	74	-12.68	350	359	H
2	* ** 2.38795	57.07	Pk	31.9	-24	64.97	-	-	74	-9.03	350	359	H
3	* ** 2.39	41.67	RMS	31.9	-24	49.57	54	-4.43	-	-	350	359	H
4	* ** 2.3899	42.21	RMS	31.9	-24	50.11	54	-3.89	-	-	350	359	H

* - indicates frequency in CFR47 Pt 15 / IC RSS-Restricted Band
** - indicates frequency in Taiwan NCC LP0002 Restricted Band
Pk - Peak detector
RMS - RMS detection

UL LLC
12 Laboratory Dr., RTP, NC 27709; USA TEL:(919) 549-1400
This report shall not be reproduced except in full, without the written approval of UL LLC

VERTICAL RESULT

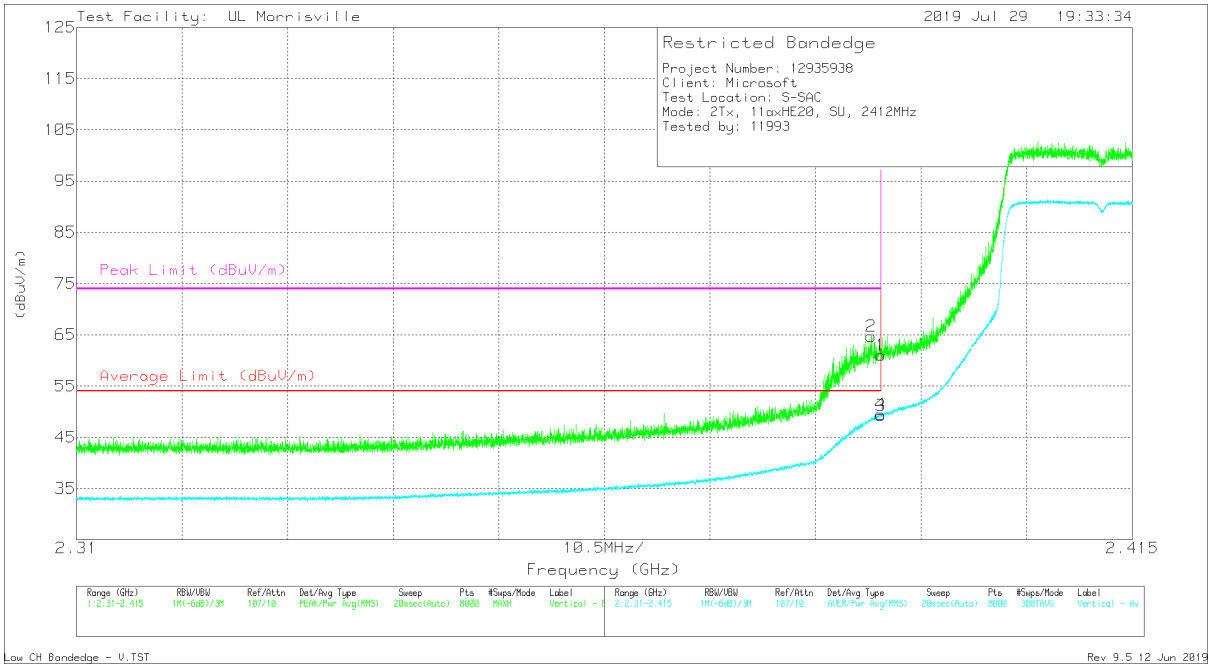

Marker	Frequency (GHz)	Meter Reading (dBuV)	Det	AT0072 (dB/m)	Amp/Cbl/Fltr/Pad (dB)	Corrected Reading (dBuV/m)	Average Limit (dBuV/m)	Margin (dB)	Peak Limit (dBuV/m)	PK Margin (dB)	Azimuth (Degs)	Height (cm)	Polarity
1	* ** 2.39	53.16	Pk	31.9	-24	61.06	-	-	74	-12.94	344	396	V
2	* ** 2.38903	56.84	Pk	31.9	-24	64.74	-	-	74	-9.26	344	396	V
3	* ** 2.39	41.34	RMS	31.9	-24	49.24	54	-4.76	-	-	344	396	V
4	* ** 2.38996	41.61	RMS	31.9	-24	49.51	54	-4.49	-	-	344	396	V

* - indicates frequency in CFR47 Pt 15 / IC RSS-Restricted Band
** - indicates frequency in Taiwan NCC LP0002 Restricted Band
Pk - Peak detector
RMS - RMS detection

UL LLC
12 Laboratory Dr., RTP, NC 27709; USA
TEL:(919) 549-1400

This report shall not be reproduced except in full, without the written approval of UL LLC

BANDEDGE (LOW CHANNEL, CH 2)

HORIZONTAL RESULT

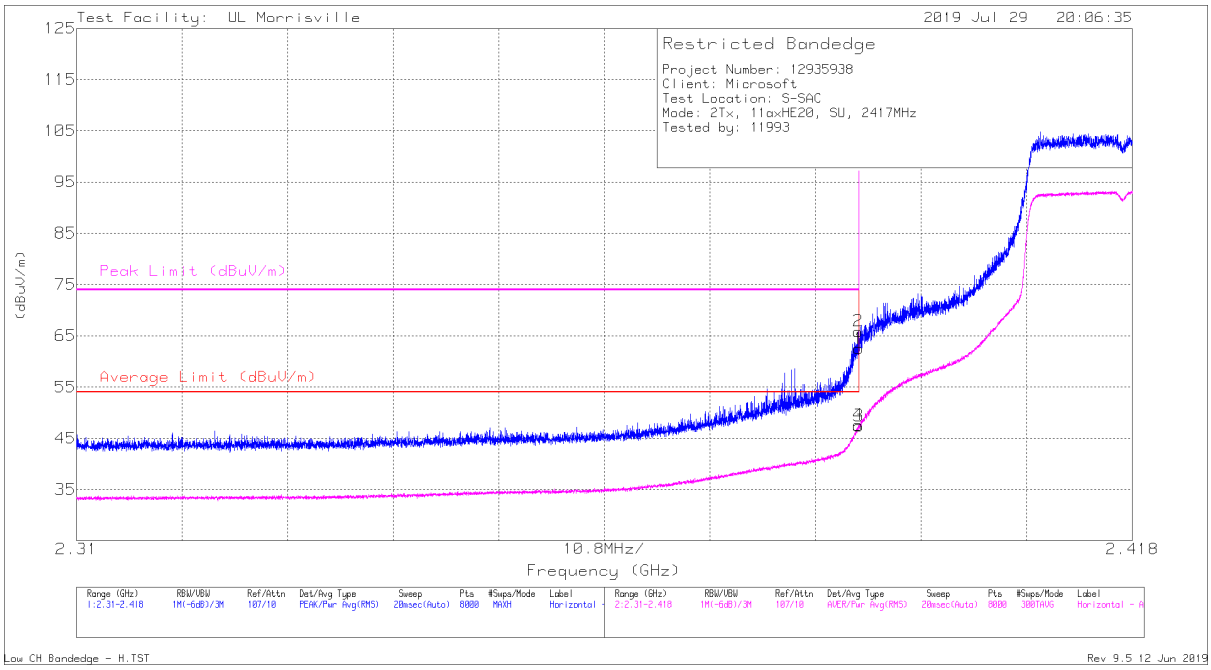

Marker	Frequency (GHz)	Meter Reading (dBuV)	Det	AT0072 (dB/m)	Amp/Cbl/Fltr/Pad (dB)	Corrected Reading (dBuV/m)	Average Limit (dBuV/m)	Margin (dB)	Peak Limit (dBuV/m)	PK Margin (dB)	Azimuth (Degs)	Height (cm)	Polarity
1	* ** 2.39	54.61	Pk	31.9	-24	62.51	-	-	74	-11.49	346	354	H
2	* ** 2.38995	57.99	Pk	31.9	-24	65.89	-	-	74	-8.11	346	354	H
3	* ** 2.39	39.54	RMS	31.9	-24	47.44	54	-6.56	-	-	346	354	H
4	* ** 2.38999	39.69	RMS	31.9	-24	47.59	54	-6.41	-	-	346	354	H

* - indicates frequency in CFR47 Pt 15 / IC RSS-Restricted Band
** - indicates frequency in Taiwan NCC LP0002 Restricted Band
Pk - Peak detector
RMS - RMS detection

UL LLC
12 Laboratory Dr., RTP, NC 27709; USA TEL:(919) 549-1400
This report shall not be reproduced except in full, without the written approval of UL LLC

VERTICAL RESULT

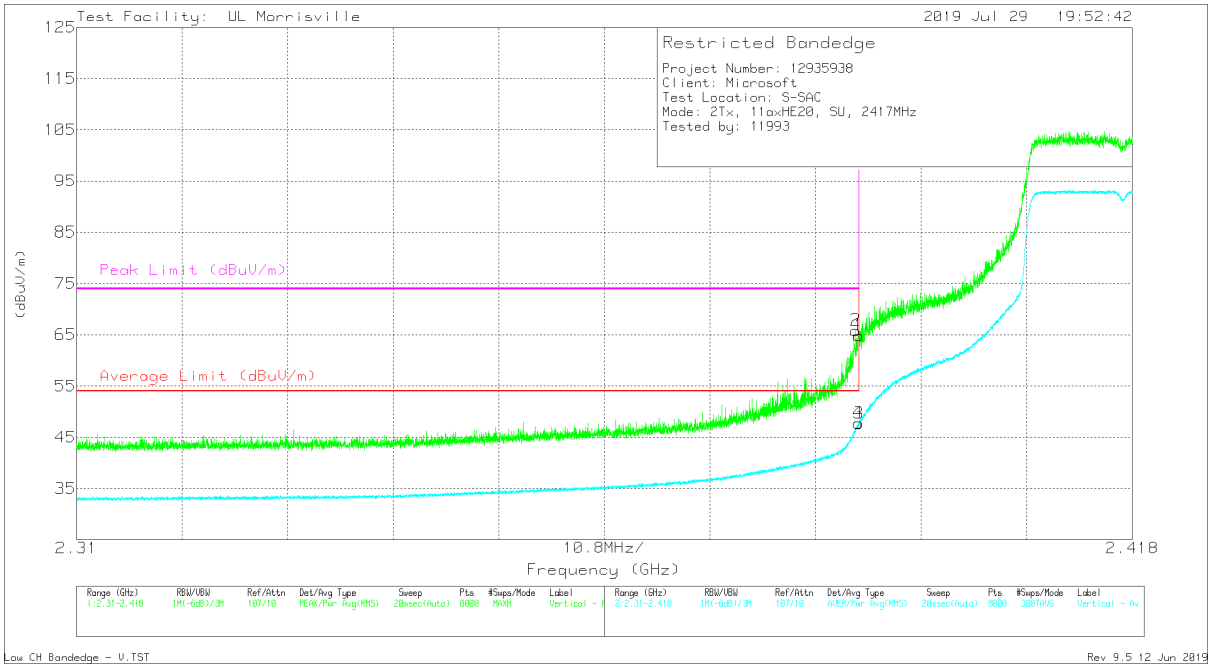

Marker	Frequency (GHz)	Meter Reading (dBuV)	Det	AT0072 (dB/m)	Amp/Cbl/Fltr/Pad (dB)	Corrected Reading (dBuV/m)	Average Limit (dBuV/m)	Margin (dB)	Peak Limit (dBuV/m)	PK Margin (dB)	Azimuth (Degs)	Height (cm)	Polarity
1	* ** 2.39	56.99	Pk	31.9	-24	64.89	-	-	74	-9.11	353	352	V
2	* ** 2.3897	57.98	Pk	31.9	-24	65.88	-	-	74	-8.12	353	352	V
3	* ** 2.39	39.82	RMS	31.9	-24	47.72	54	-6.28	-	-	353	352	V
4	* ** 2.38997	39.92	RMS	31.9	-24	47.82	54	-6.18	-	-	353	352	V

* - indicates frequency in CFR47 Pt 15 / IC RSS-Restricted Band
** - indicates frequency in Taiwan NCC LP0002 Restricted Band
Pk - Peak detector
RMS - RMS detection

UL LLC
12 Laboratory Dr., RTP, NC 27709; USA
TEL:(919) 549-1400

This report shall not be reproduced except in full, without the written approval of UL LLC

BANDEDGE (HIGH CHANNEL, CH 10)

HORIZONTAL RESULT

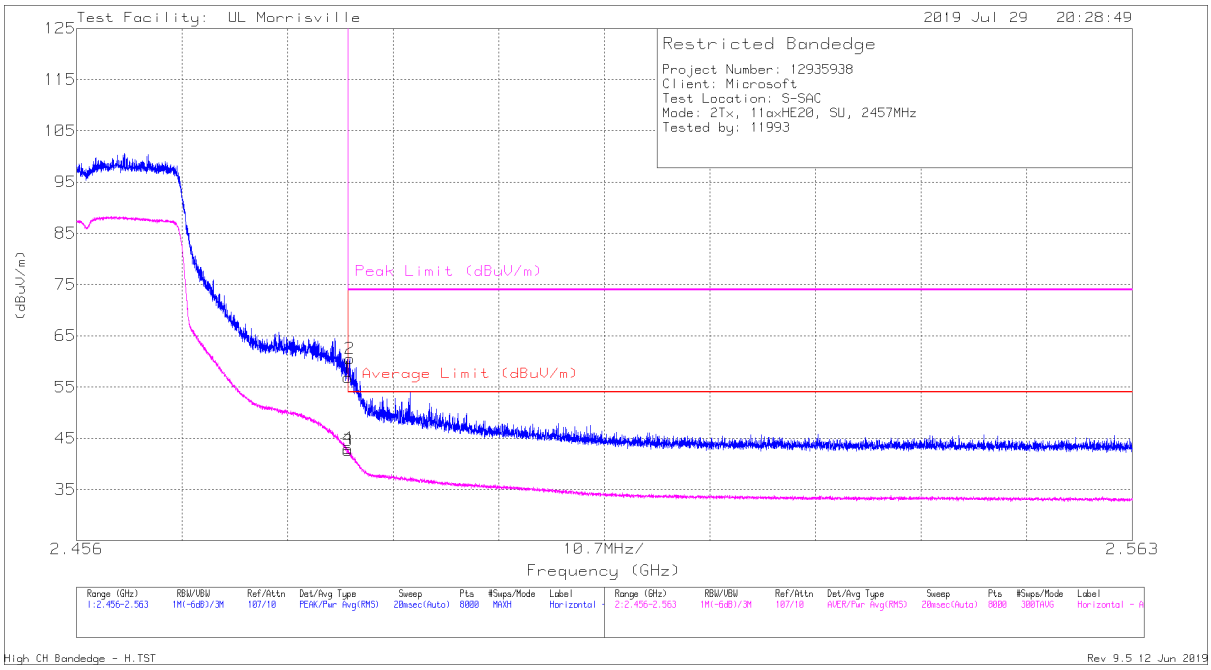

Marker	Frequency (GHz)	Meter Reading (dBuV)	Det	AT0072 (dB/m)	Amp/Cbl/Fltr/Pad (dB)	Corrected Reading (dBuV/m)	Average Limit (dBuV/m)	Margin (dB)	Peak Limit (dBuV/m)	PK Margin (dB)	Azimuth (Degs)	Height (cm)	Polarity
1	* ** 2.4835	49.08	Pk	32.3	-24.5	56.88	-	-	74	-17.12	298	146	H
2	* ** 2.48369	52.72	Pk	32.3	-24.5	60.52	-	-	74	-13.48	298	146	H
3	* ** 2.4835	34.78	RMS	32.3	-24.5	42.58	54	-11.42	-	-	298	146	H
4	* ** 2.48352	35.22	RMS	32.3	-24.5	43.02	54	-10.98	-	-	298	146	H

* - indicates frequency in CFR47 Pt 15 / IC RSS-Restricted Band
** - indicates frequency in Taiwan NCC LP0002 Restricted Band
Pk - Peak detector
RMS - RMS detection

UL LLC
12 Laboratory Dr., RTP, NC 27709; USA TEL:(919) 549-1400
This report shall not be reproduced except in full, without the written approval of UL LLC

VERTICAL RESULT

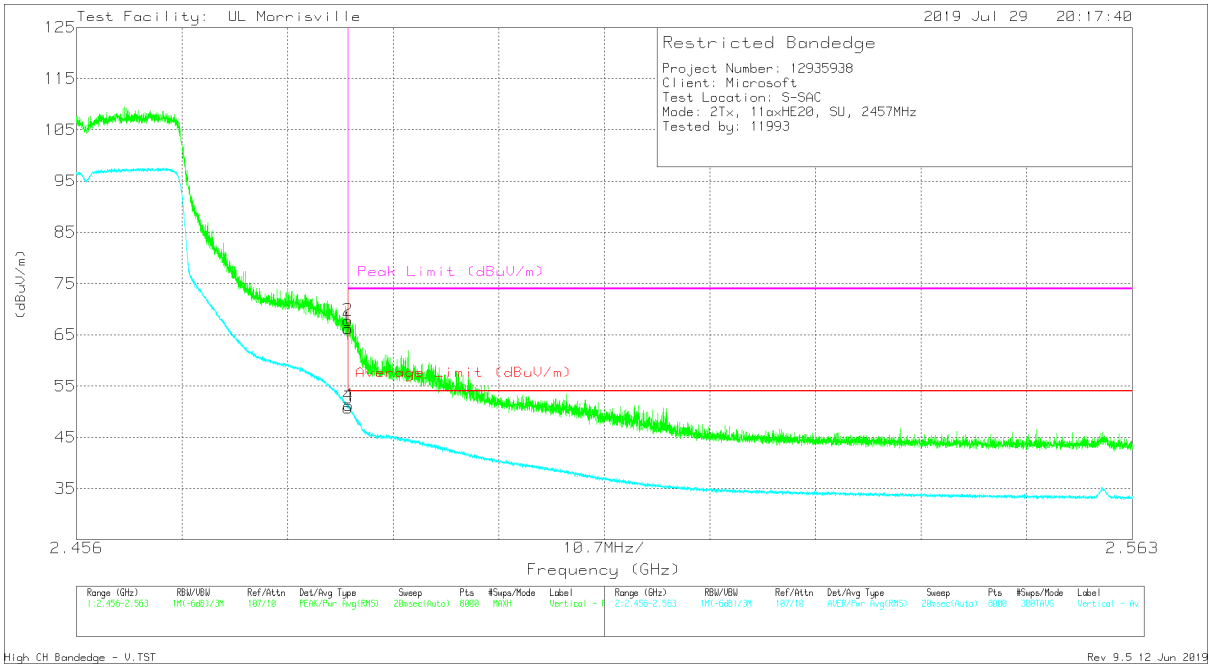

Marker	Frequency (GHz)	Meter Reading (dBuV)	Det	AT0072 (dB/m)	Amp/Cbl/Fltr/Pad (dB)	Corrected Reading (dBuV/m)	Average Limit (dBuV/m)	Margin (dB)	Peak Limit (dBuV/m)	PK Margin (dB)	Azimuth (Degs)	Height (cm)	Polarity
1	* ** 2.4835	58.45	Pk	32.3	-24.5	66.25	-	-	74	-7.75	182	171	V
2	* ** 2.48352	60.04	Pk	32.3	-24.5	67.84	-	-	74	-6.16	182	171	V
3	* ** 2.4835	42.95	RMS	32.3	-24.5	50.75	54	-3.25	-	-	182	171	V
4	* ** 2.48354	43.44	RMS	32.3	-24.5	51.24	54	-2.76	-	-	182	171	V

* - indicates frequency in CFR47 Pt 15 / IC RSS-Restricted Band
** - indicates frequency in Taiwan NCC LP0002 Restricted Band
Pk - Peak detector
RMS - RMS detection

UL LLC
12 Laboratory Dr., RTP, NC 27709; USA TEL:(919) 549-1400
This report shall not be reproduced except in full, without the written approval of UL LLC

BANDEDGE (HIGH CHANNEL, CH 11)

HORIZONTAL RESULT

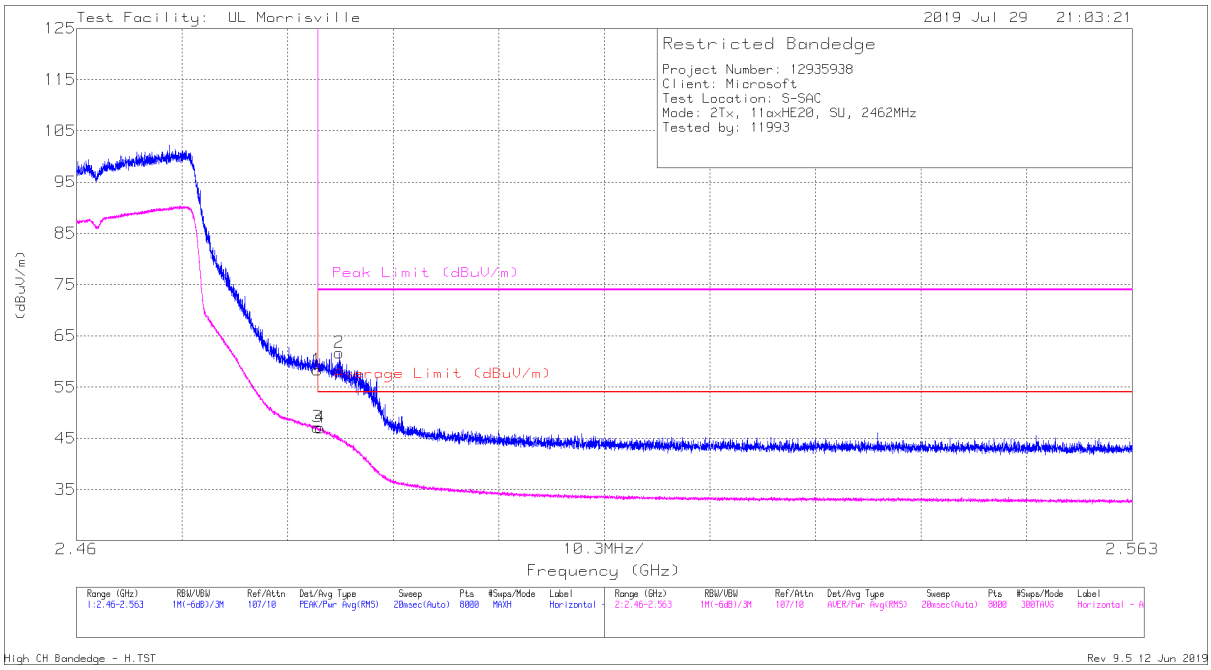

Marker	Frequency (GHz)	Meter Reading (dBuV)	Det	AT0072 (dB/m)	Amp/Cbl/Fltr/Pad (dB)	Corrected Reading (dBuV/m)	Average Limit (dBuV/m)	Margin (dB)	Peak Limit (dBuV/m)	PK Margin (dB)	Azimuth (Degs)	Height (cm)	Polarity
1	* ** 2.4835	50.59	Pk	32.3	-24.5	58.39	-	-	74	-15.61	246	393	H
2	* ** 2.48563	53.91	Pk	32.3	-24.5	61.71	-	-	74	-12.29	246	393	H
3	* ** 2.4835	39.41	RMS	32.3	-24.5	47.21	54	-6.79	-	-	246	393	H
4	* ** 2.4838	39.29	RMS	32.3	-24.5	47.09	54	-6.91	-	-	246	393	H

* - indicates frequency in CFR47 Pt 15 / IC RSS-Restricted Band
** - indicates frequency in Taiwan NCC LP0002 Restricted Band
Pk - Peak detector
RMS - RMS detection

UL LLC
12 Laboratory Dr., RTP, NC 27709; USA TEL:(919) 549-1400
This report shall not be reproduced except in full, without the written approval of UL LLC

VERTICAL RESULT

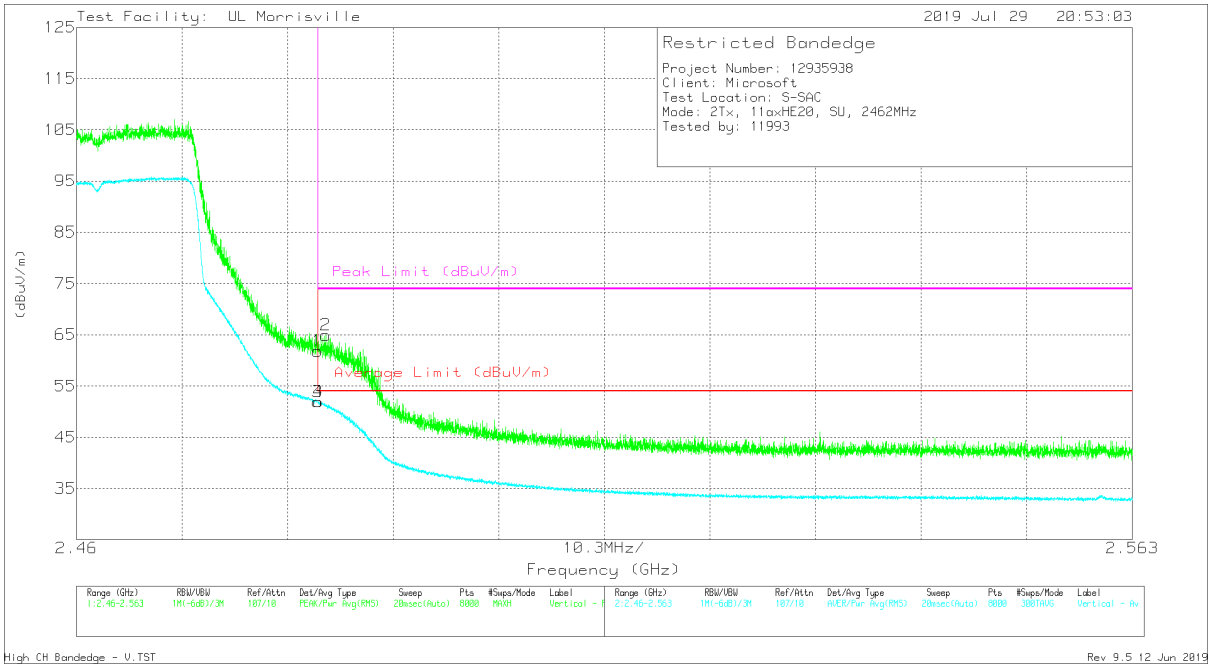

Marker	Frequency (GHz)	Meter Reading (dBuV)	Det	AT0072 (dB/m)	Amp/Cbl/Fltr/Pad (dB)	Corrected Reading (dBuV/m)	Average Limit (dBuV/m)	Margin (dB)	Peak Limit (dBuV/m)	PK Margin (dB)	Azimuth (Degs)	Height (cm)	Polarity
1	* ** 2.4835	54.04	Pk	32.3	-24.5	61.84	-	-	74	-12.16	235	197	V
2	* ** 2.4843	57.12	Pk	32.3	-24.5	64.92	-	-	74	-9.08	235	197	V
3	* ** 2.4835	44.13	RMS	32.3	-24.5	51.93	54	-2.07	-	-	235	197	V
4	* ** 2.48359	44.11	RMS	32.3	-24.5	51.91	54	-2.09	-	-	235	197	V

* - indicates frequency in CFR47 Pt 15 / IC RSS-Restricted Band
** - indicates frequency in Taiwan NCC LP0002 Restricted Band
Pk - Peak detector
RMS - RMS detection

UL LLC
12 Laboratory Dr., RTP, NC 27709; USA TEL:(919) 549-1400
This report shall not be reproduced except in full, without the written approval of UL LLC

BANDEDGE (HIGH CHANNEL, CH 12)

HORIZONTAL RESULT

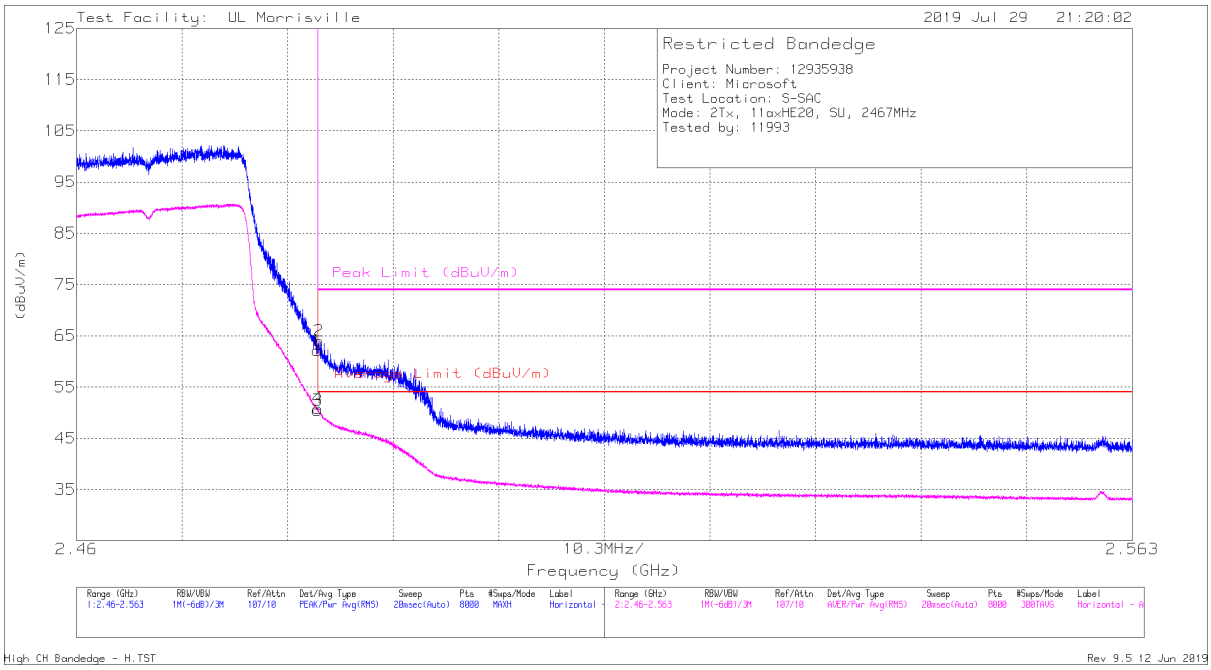

Marker	Frequency (GHz)	Meter Reading (dBuV)	Det	AT0072 (dB/m)	Amp/Cbl/Fltr/Pad (dB)	Corrected Reading (dBuV/m)	Average Limit (dBuV/m)	Margin (dB)	Peak Limit (dBuV/m)	PK Margin (dB)	Azimuth (Degs)	Height (cm)	Polarity
1	* ** 2.4835	54.36	Pk	32.3	-24.5	62.16	-	-	74	-11.84	85	368	H
2	* ** 2.48367	56.15	Pk	32.3	-24.5	63.95	-	-	74	-10.05	85	368	H
3	* ** 2.4835	42.63	RMS	32.3	-24.5	50.43	54	-3.57	-	-	85	368	H
4	* ** 2.48351	43.03	RMS	32.3	-24.5	50.83	54	-3.17	-	-	85	368	H

* - indicates frequency in CFR47 Pt 15 / IC RSS-Restricted Band
** - indicates frequency in Taiwan NCC LP0002 Restricted Band
Pk - Peak detector
RMS - RMS detection

UL LLC
12 Laboratory Dr., RTP, NC 27709; USA TEL:(919) 549-1400
This report shall not be reproduced except in full, without the written approval of UL LLC

VERTICAL RESULT

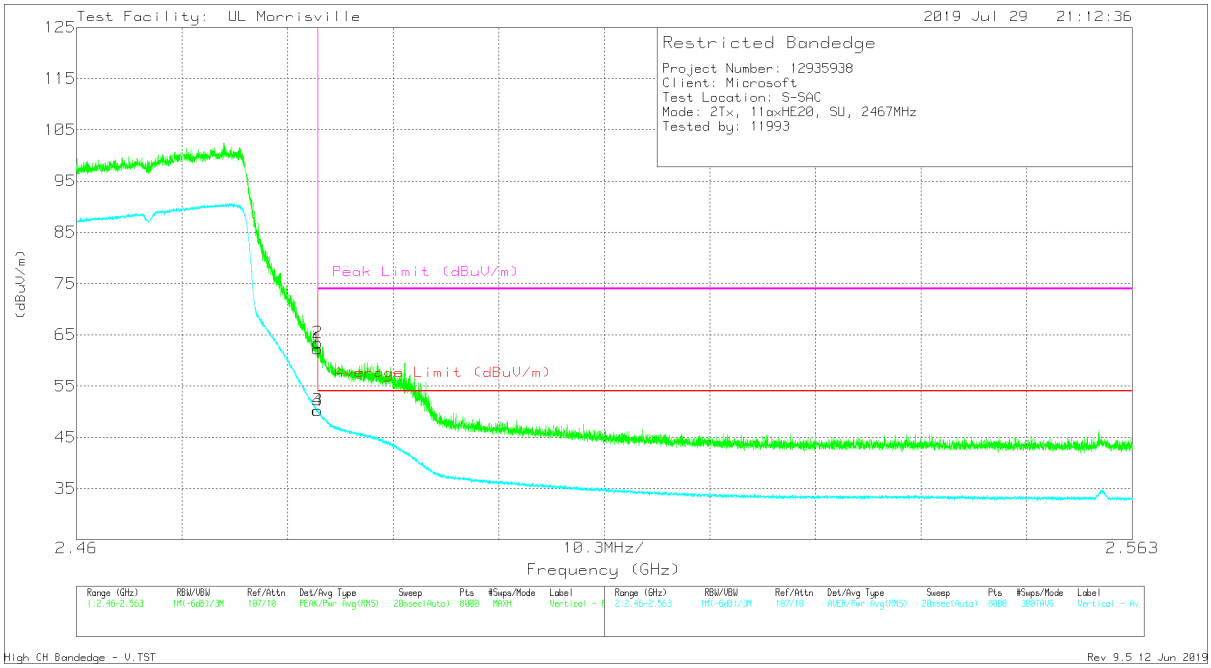

Marker	Frequency (GHz)	Meter Reading (dBuV)	Det	AT0072 (dB/m)	Amp/Cbl/Fltr/Pad (dB)	Corrected Reading (dBuV/m)	Average Limit (dBuV/m)	Margin (dB)	Peak Limit (dBuV/m)	PK Margin (dB)	Azimuth (Degs)	Height (cm)	Polarity
1	* ** 2.4835	54.51	Pk	32.3	-24.5	62.31	-	-	74	-11.69	173	394	V
2	* ** 2.48354	55.64	Pk	32.3	-24.5	63.44	-	-	74	-10.56	173	394	V
3	* ** 2.4835	42.48	RMS	32.3	-24.5	50.28	54	-3.72	-	-	173	394	V
4	* ** 2.48355	42.41	RMS	32.3	-24.5	50.21	54	-3.79	-	-	173	394	V

* - indicates frequency in CFR47 Pt 15 / IC RSS-Restricted Band
** - indicates frequency in Taiwan NCC LP0002 Restricted Band
Pk - Peak detector
RMS - RMS detection

UL LLC
12 Laboratory Dr., RTP, NC 27709; USA TEL:(919) 549-1400
This report shall not be reproduced except in full, without the written approval of UL LLC

BANDEDGE (HIGH CHANNEL, CH 13)

HORIZONTAL RESULT

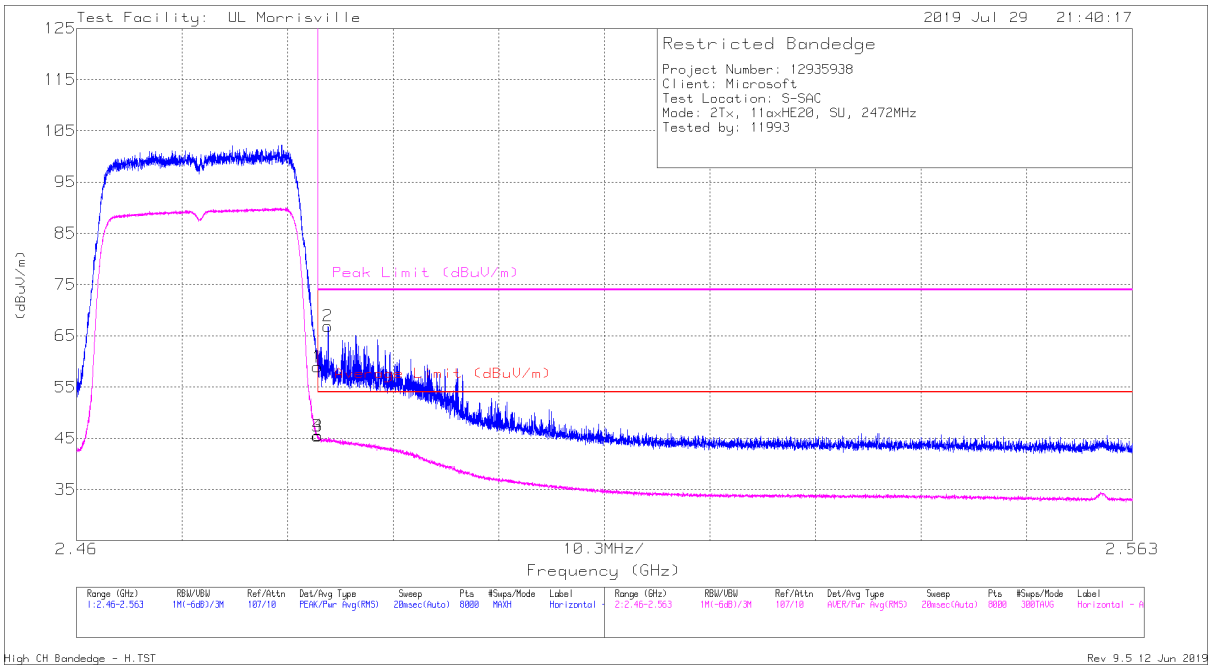

Marker	Frequency (GHz)	Meter Reading (dBuV)	Det	AT0072 (dB/m)	Amp/Cbl/Fltr/Pad (dB)	Corrected Reading (dBuV/m)	Average Limit (dBuV/m)	Margin (dB)	Peak Limit (dBuV/m)	PK Margin (dB)	Azimuth (Degs)	Height (cm)	Polarity
1	* ** 2.4835	51.15	Pk	32.3	-24.5	58.95	-	-	74	-15.05	84	373	H
2	* ** 2.48452	59.08	Pk	32.3	-24.5	66.88	-	-	74	-7.12	84	373	H
3	* ** 2.4835	37.62	RMS	32.3	-24.5	45.42	54	-8.58	-	-	84	373	H
4	* ** 2.48353	37.72	RMS	32.3	-24.5	45.52	54	-8.48	-	-	84	373	H

* - indicates frequency in CFR47 Pt 15 / IC RSS-Restricted Band
** - indicates frequency in Taiwan NCC LP0002 Restricted Band
Pk - Peak detector
RMS - RMS detection

UL LLC
12 Laboratory Dr., RTP, NC 27709; USA TEL:(919) 549-1400
This report shall not be reproduced except in full, without the written approval of UL LLC

VERTICAL RESULT

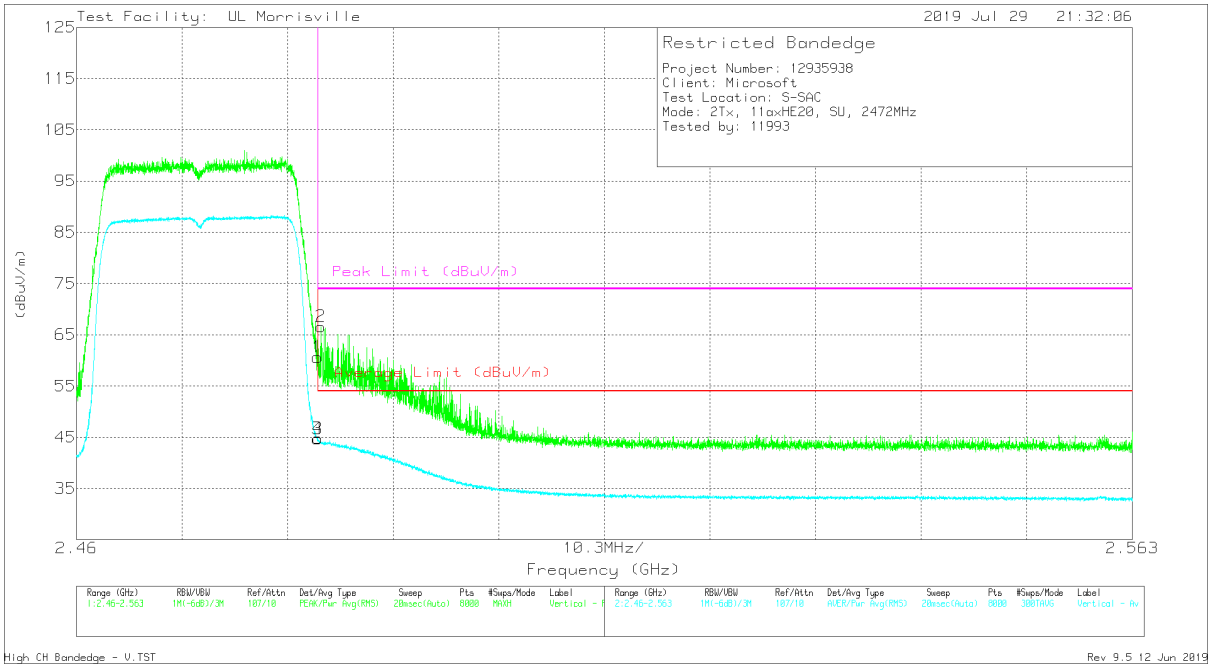

Marker	Frequency (GHz)	Meter Reading (dBuV)	Det	AT0072 (dB/m)	Amp/Cbl/Fltr/Pad (dB)	Corrected Reading (dBuV/m)	Average Limit (dBuV/m)	Margin (dB)	Peak Limit (dBuV/m)	PK Margin (dB)	Azimuth (Degs)	Height (cm)	Polarity
1	* ** 2.4835	52.82	Pk	32.3	-24.5	60.62	-	-	74	-13.38	344	383	V
2	* ** 2.48382	58.82	Pk	32.3	-24.5	66.62	-	-	74	-7.38	344	383	V
3	* ** 2.4835	36.93	RMS	32.3	-24.5	44.73	54	-9.27	-	-	344	383	V
4	* ** 2.48353	36.99	RMS	32.3	-24.5	44.79	54	-9.21	-	-	344	383	V

* - indicates frequency in CFR47 Pt 15 / IC RSS-Restricted Band
** - indicates frequency in Taiwan NCC LP0002 Restricted Band
Pk - Peak detector
RMS - RMS detection

UL LLC
12 Laboratory Dr., RTP, NC 27709; USA TEL:(919) 549-1400
This report shall not be reproduced except in full, without the written approval of UL LLC

2TXChain 0 +Chain 1 MODE: 242-Tones, RU index 61

BANDEDGE (LOW CHANNEL, CH 1)

HORIZONTAL RESULT

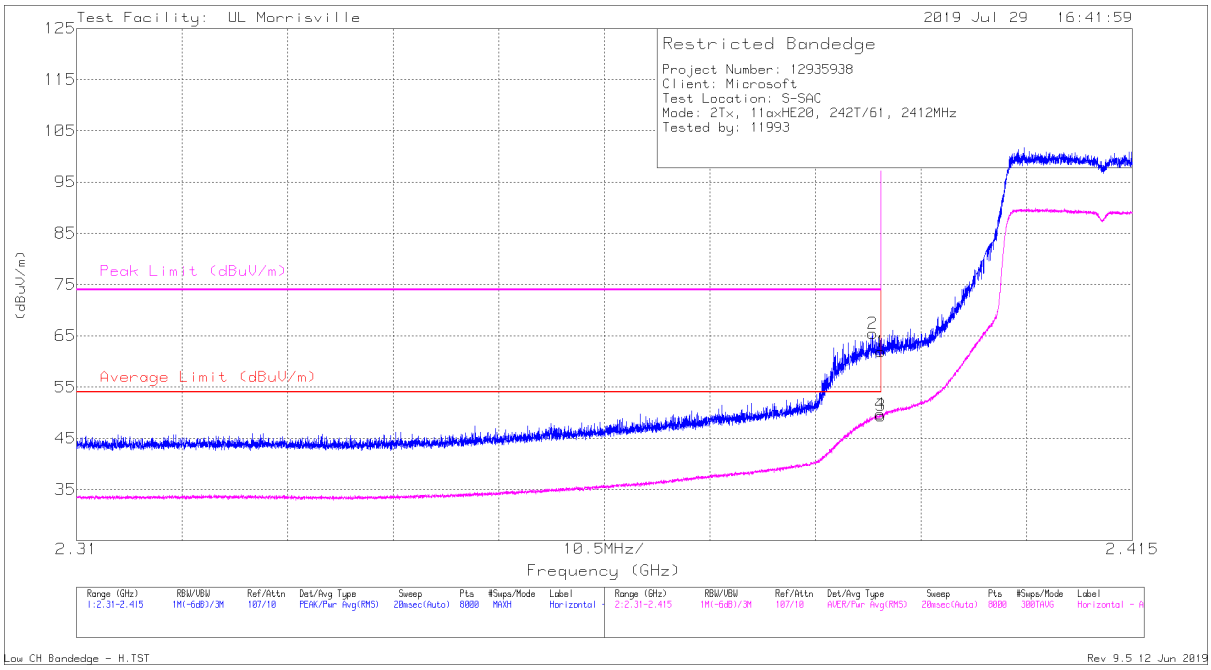

Marker	Frequency (GHz)	Meter Reading (dBuV)	Det	AT0072 (dB/m)	Amp/Cbl/Fltr/Pad (dB)	Corrected Reading (dBuV/m)	Average Limit (dBuV/m)	Margin (dB)	Peak Limit (dBuV/m)	PK Margin (dB)	Azimuth (Degs)	Height (cm)	Polarity
1	* ** 2.39	53.97	Pk	31.9	-24	61.87	-	-	74	-12.13	335	362	H
2	* ** 2.38916	57.59	Pk	31.9	-24	65.49	-	-	74	-8.51	335	362	H
3	* ** 2.39	41.52	RMS	31.9	-24	49.42	54	-4.58	-	-	335	362	H
4	* ** 2.3899	41.84	RMS	31.9	-24	49.74	54	-4.26	-	-	335	362	H

* - indicates frequency in CFR47 Pt 15 / IC RSS-Restricted Band
** - indicates frequency in Taiwan NCC LP0002 Restricted Band
Pk - Peak detector
RMS - RMS detection

UL LLC
12 Laboratory Dr., RTP, NC 27709; USA TEL:(919) 549-1400
This report shall not be reproduced except in full, without the written approval of UL LLC

VERTICAL RESULT

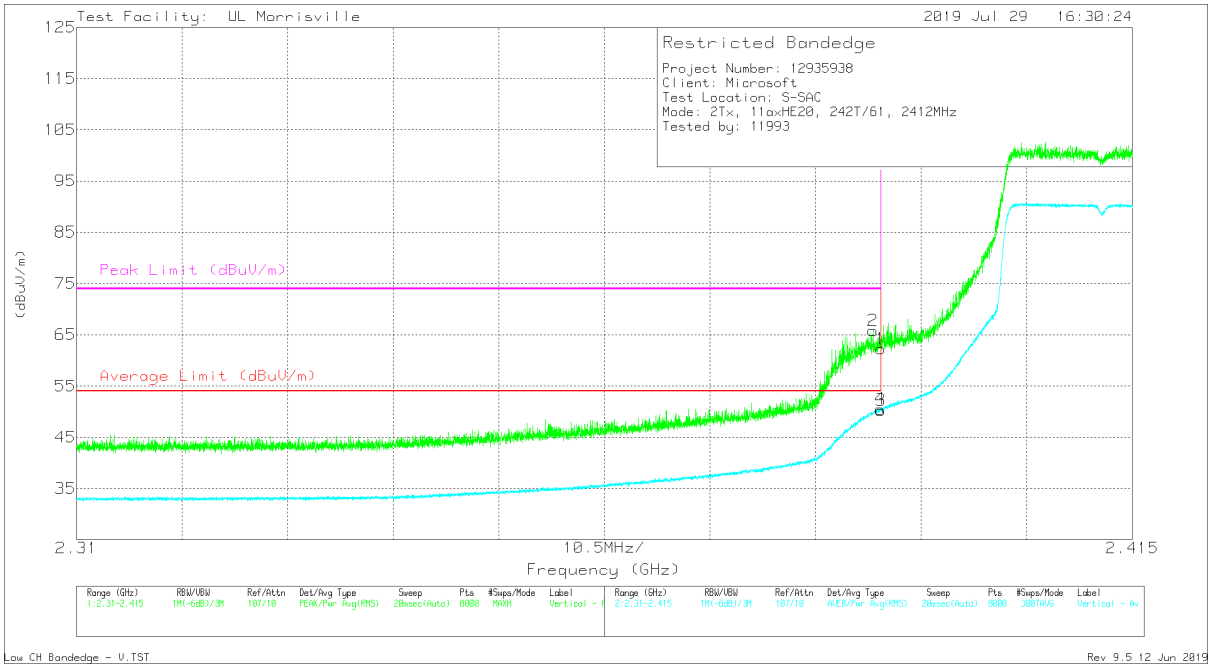

Marker	Frequency (GHz)	Meter Reading (dBuV)	Det	AT0072 (dB/m)	Amp/Cbl/Fltr/Pad (dB)	Corrected Reading (dBuV/m)	Average Limit (dBuV/m)	Margin (dB)	Peak Limit (dBuV/m)	PK Margin (dB)	Azimuth (Degs)	Height (cm)	Polarity
1	* ** 2.39	54.39	Pk	31.9	-24	62.29	-	-	74	-11.71	345	357	V
2	* ** 2.38921	57.93	Pk	31.9	-24	65.83	-	-	74	-8.17	345	357	V
3	* ** 2.39	42.37	RMS	31.9	-24	50.27	54	-3.73	-	-	345	357	V
4	* ** 2.38992	42.62	RMS	31.9	-24	50.52	54	-3.48	-	-	345	357	V

* - indicates frequency in CFR47 Pt 15 / IC RSS-Restricted Band
** - indicates frequency in Taiwan NCC LP0002 Restricted Band
Pk - Peak detector
RMS - RMS detection

UL LLC
12 Laboratory Dr., RTP, NC 27709; USA
TEL:(919) 549-1400

This report shall not be reproduced except in full, without the written approval of UL LLC

BANDEDGE (LOW CHANNEL, CH 2)

HORIZONTAL RESULT

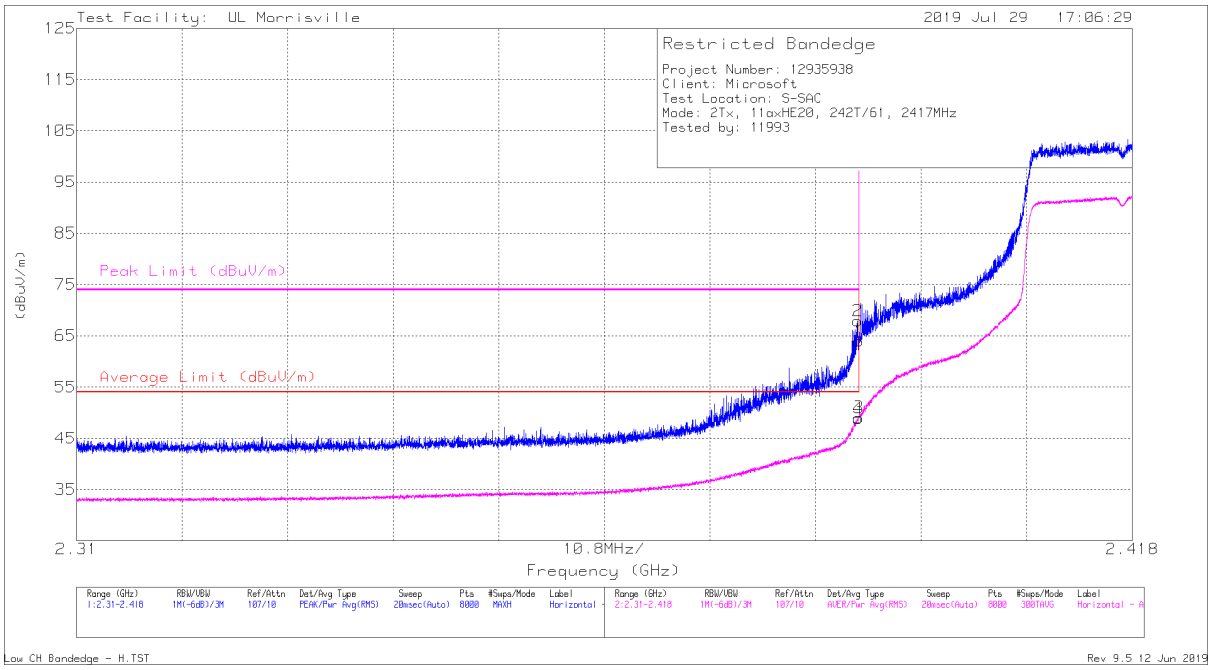

Marker	Frequency (GHz)	Meter Reading (dBuV)	Det	AT0072 (dB/m)	Amp/Cbl/Fltr/Pad (dB)	Corrected Reading (dBuV/m)	Average Limit (dBuV/m)	Margin (dB)	Peak Limit (dBuV/m)	PK Margin (dB)	Azimuth (Degs)	Height (cm)	Polarity
1	* ** 2.39	56.09	Pk	31.9	-24	63.99	-	-	74	-10.01	353	355	H
2	* ** 2.38988	60.02	Pk	31.9	-24	67.92	-	-	74	-6.08	353	355	H
3	* ** 2.39	41.13	RMS	31.9	-24	49.03	54	-4.97	-	-	353	355	H
4	* ** 2.38999	40.97	RMS	31.9	-24	48.87	54	-5.13	-	-	353	355	H

* - indicates frequency in CFR47 Pt 15 / IC RSS-Restricted Band
** - indicates frequency in Taiwan NCC LP0002 Restricted Band
Pk - Peak detector
RMS - RMS detection

UL LLC
12 Laboratory Dr., RTP, NC 27709; USA TEL:(919) 549-1400
This report shall not be reproduced except in full, without the written approval of UL LLC

VERTICAL RESULT

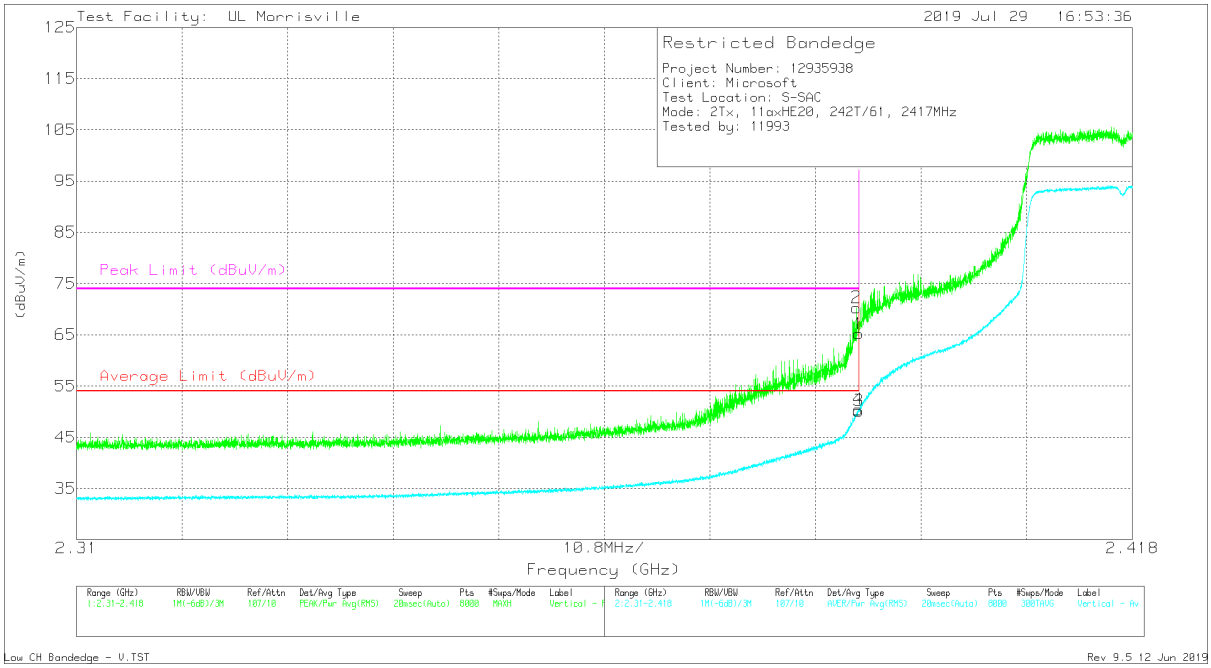

Marker	Frequency (GHz)	Meter Reading (dBuV)	Det	AT0072 (dB/m)	Amp/Cbl/Fltr/Pad (dB)	Corrected Reading (dBuV/m)	Average Limit (dBuV/m)	Margin (dB)	Peak Limit (dBuV/m)	PK Margin (dB)	Azimuth (Degs)	Height (cm)	Polarity
1	* ** 2.39	57.34	Pk	31.9	-24	65.24	-	-	74	-8.76	347	354	V
2	* ** 2.38977	62.4	Pk	31.9	-24	70.3	-	-	74	-3.7	347	354	V
3	* ** 2.39	42.27	RMS	31.9	-24	50.17	54	-3.83	-	-	347	354	V
4	* ** 2.38999	42.51	RMS	31.9	-24	50.41	54	-3.59	-	-	347	354	V

* - indicates frequency in CFR47 Pt 15 / IC RSS-Restricted Band
** - indicates frequency in Taiwan NCC LP0002 Restricted Band
Pk - Peak detector
RMS - RMS detection

UL LLC
12 Laboratory Dr., RTP, NC 27709; USA
TEL:(919) 549-1400

This report shall not be reproduced except in full, without the written approval of UL LLC

BANDEDGE (HIGH CHANNEL, CH 10)

HORIZONTAL RESULT

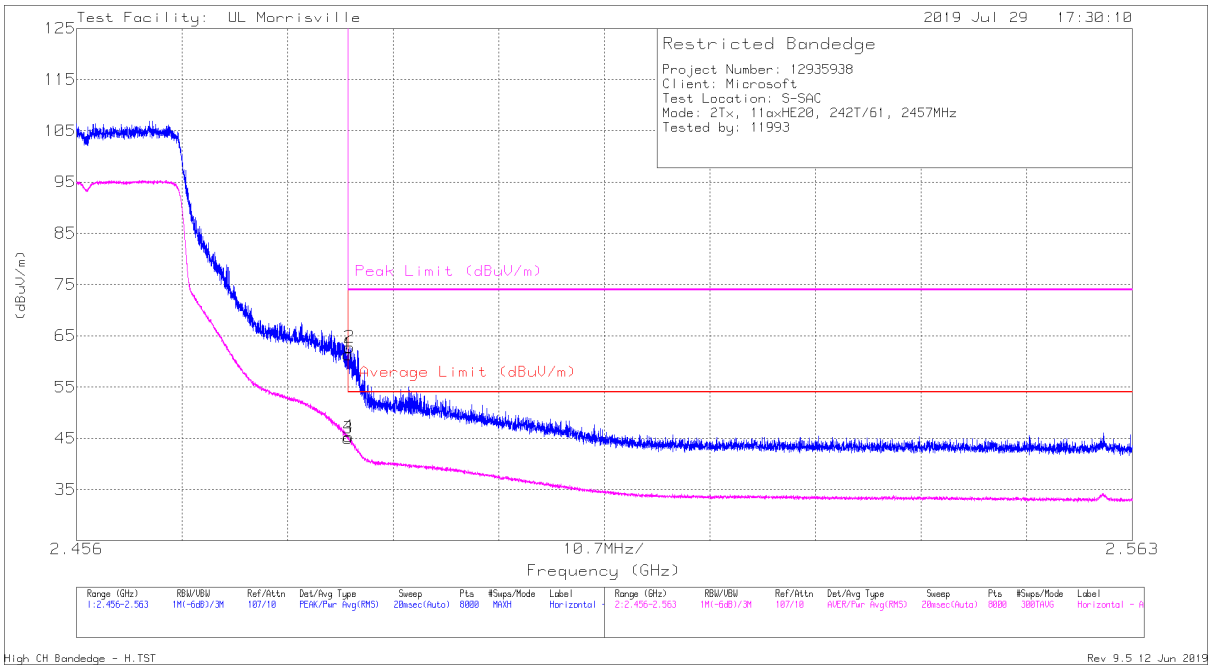

Marker	Frequency (GHz)	Meter Reading (dBuV)	Det	AT0072 (dB/m)	Amp/Cbl/Fltr/Pad (dB)	Corrected Reading (dBuV/m)	Average Limit (dBuV/m)	Margin (dB)	Peak Limit (dBuV/m)	PK Margin (dB)	Azimuth (Degs)	Height (cm)	Polarity
1	* ** 2.4835	53.56	Pk	32.3	-24.5	61.36	-	-	74	-12.64	71	382	H
2	* ** 2.48366	55.01	Pk	32.3	-24.5	62.81	-	-	74	-11.19	71	382	H
3	* ** 2.4835	37.21	RMS	32.3	-24.5	45.01	54	-8.99	-	-	71	382	H
4	* ** 2.48358	37.54	RMS	32.3	-24.5	45.34	54	-8.66	-	-	71	382	H

* - indicates frequency in CFR47 Pt 15 / IC RSS-Restricted Band
** - indicates frequency in Taiwan NCC LP0002 Restricted Band
Pk - Peak detector
RMS - RMS detection

UL LLC
12 Laboratory Dr., RTP, NC 27709; USA TEL:(919) 549-1400
This report shall not be reproduced except in full, without the written approval of UL LLC

VERTICAL RESULT

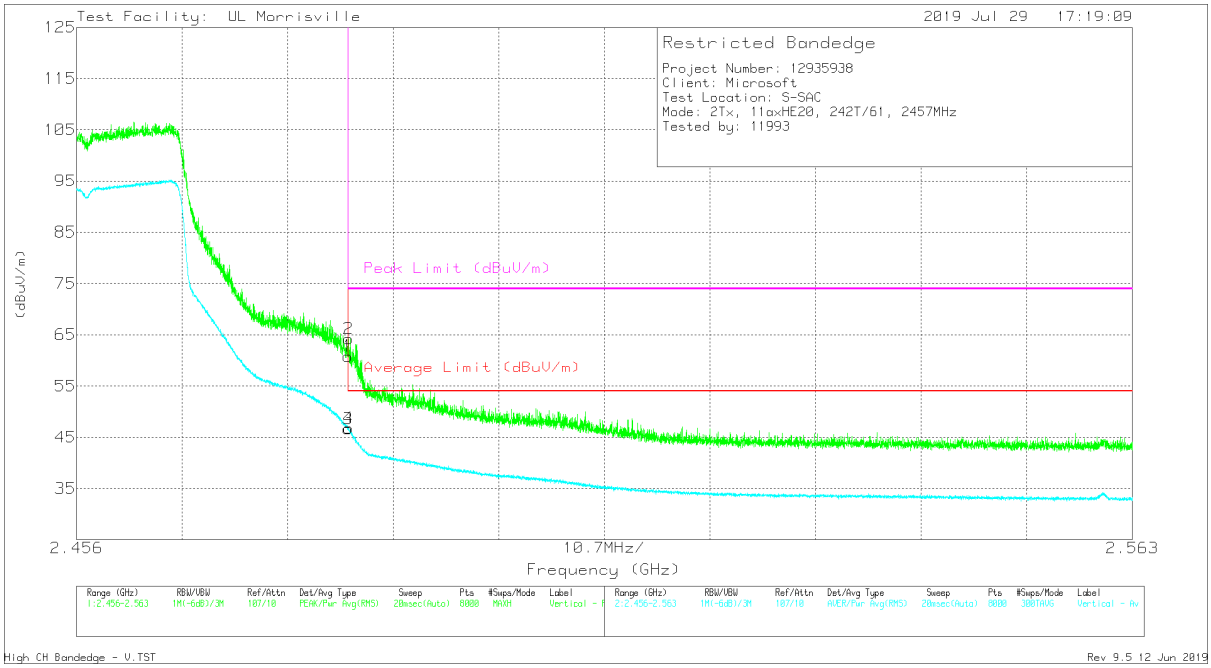

Marker	Frequency (GHz)	Meter Reading (dBuV)	Det	AT0072 (dB/m)	Amp/Cbl/Fltr/Pad (dB)	Corrected Reading (dBuV/m)	Average Limit (dBuV/m)	Margin (dB)	Peak Limit (dBuV/m)	PK Margin (dB)	Azimuth (Degs)	Height (cm)	Polarity
1	* ** 2.4835	53.03	Pk	32.3	-24.5	60.83	-	-	74	-13.17	174	138	V
2	* ** 2.48358	56.43	Pk	32.3	-24.5	64.23	-	-	74	-9.77	174	138	V
3	* ** 2.4835	38.88	RMS	32.3	-24.5	46.68	54	-7.32	-	-	174	138	V
4	* ** 2.48356	38.99	RMS	32.3	-24.5	46.79	54	-7.21	-	-	174	138	V

* - indicates frequency in CFR47 Pt 15 / IC RSS-Restricted Band
** - indicates frequency in Taiwan NCC LP0002 Restricted Band
Pk - Peak detector
RMS - RMS detection

UL LLC
12 Laboratory Dr., RTP, NC 27709; USA
TEL:(919) 549-1400

This report shall not be reproduced except in full, without the written approval of UL LLC

BANDEDGE (HIGH CHANNEL, CH 11)

HORIZONTAL RESULT

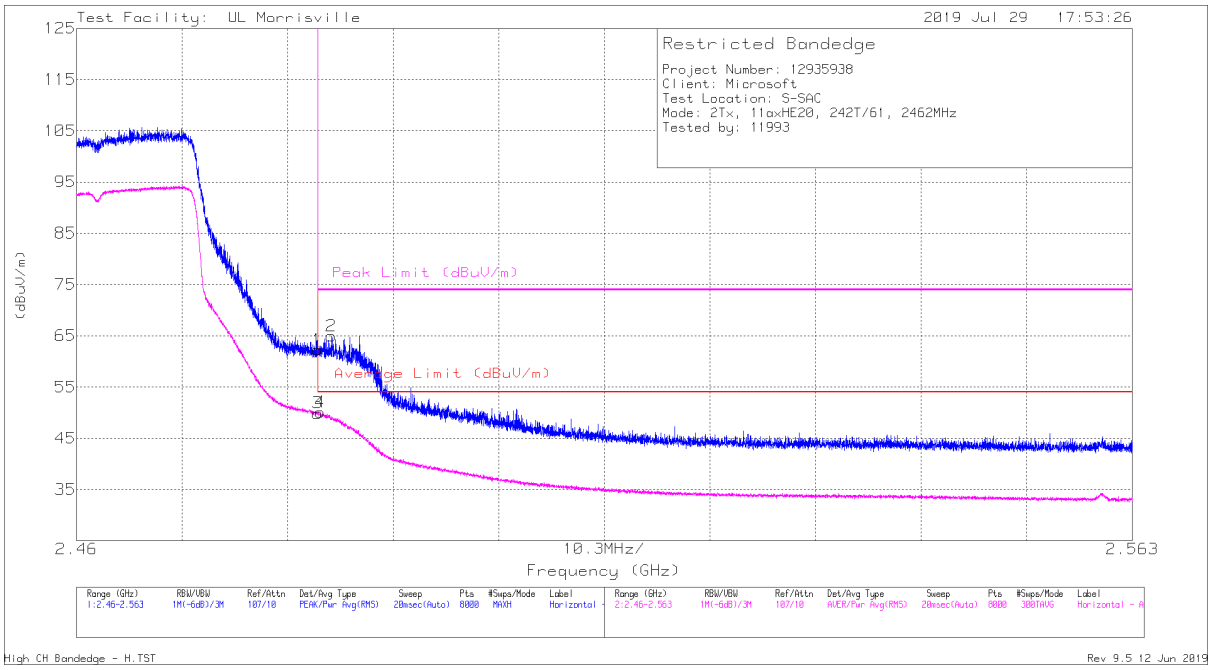

Marker	Frequency (GHz)	Meter Reading (dBuV)	Det	AT0072 (dB/m)	Amp/Cbl/Fltr/Pad (dB)	Corrected Reading (dBuV/m)	Average Limit (dBuV/m)	Margin (dB)	Peak Limit (dBuV/m)	PK Margin (dB)	Azimuth (Degs)	Height (cm)	Polarity
1	* ** 2.4835	54.45	Pk	32.3	-24.5	62.25	-	-	74	-11.75	80	372	H
2	* ** 2.48485	57.19	Pk	32.3	-24.5	64.99	-	-	74	-9.01	80	372	H
3	* ** 2.4835	42.11	RMS	32.3	-24.5	49.91	54	-4.09	-	-	80	372	H
4	* ** 2.48377	42.3	RMS	32.3	-24.5	50.1	54	-3.9	-	-	80	372	H

* - indicates frequency in CFR47 Pt 15 / IC RSS-Restricted Band
** - indicates frequency in Taiwan NCC LP0002 Restricted Band
Pk - Peak detector
RMS - RMS detection

UL LLC
12 Laboratory Dr., RTP, NC 27709; USA TEL:(919) 549-1400
This report shall not be reproduced except in full, without the written approval of UL LLC

VERTICAL RESULT

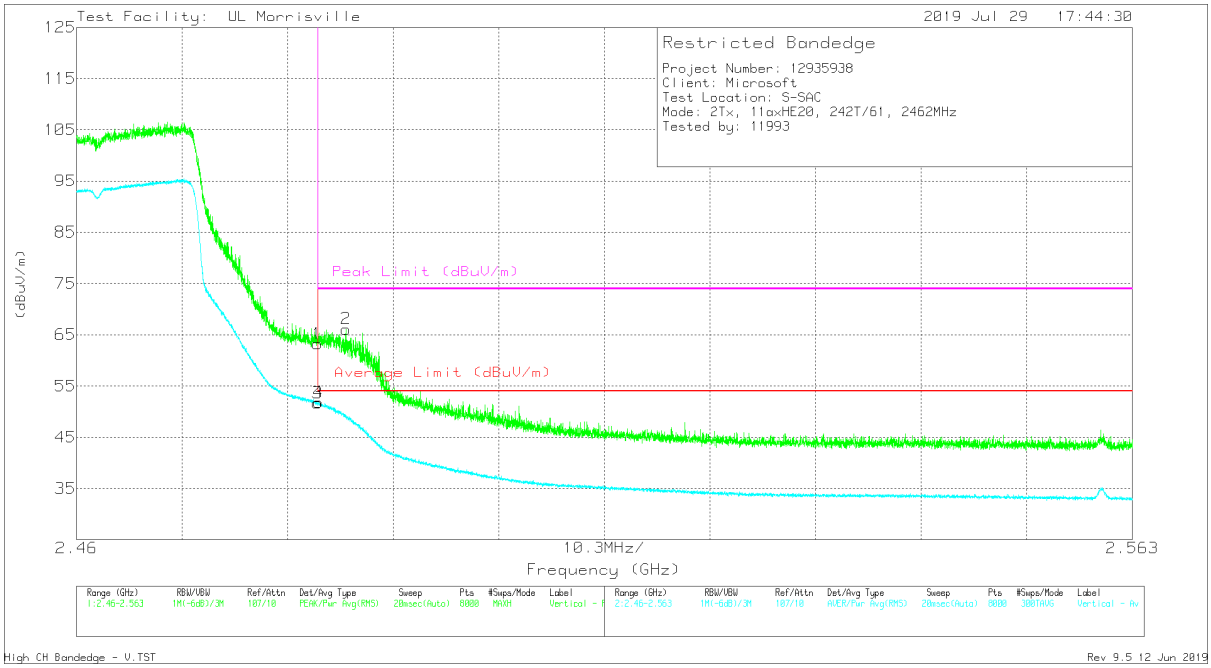

Marker	Frequency (GHz)	Meter Reading (dBuV)	Det	AT0072 (dB/m)	Amp/Cbl/Fltr/Pad (dB)	Corrected Reading (dBuV/m)	Average Limit (dBuV/m)	Margin (dB)	Peak Limit (dBuV/m)	PK Margin (dB)	Azimuth (Degs)	Height (cm)	Polarity
1	* ** 2.4835	55.46	Pk	32.3	-24.5	63.26	-	-	74	-10.74	67	365	V
2	* ** 2.48627	58.34	Pk	32.3	-24.5	66.14	-	-	74	-7.86	67	365	V
3	* ** 2.4835	43.89	RMS	32.3	-24.5	51.69	54	-2.31	-	-	67	365	V
4	* ** 2.48359	44	RMS	32.3	-24.5	51.8	54	-2.2	-	-	67	365	V

* - indicates frequency in CFR47 Pt 15 / IC RSS-Restricted Band
** - indicates frequency in Taiwan NCC LP0002 Restricted Band
Pk - Peak detector
RMS - RMS detection

UL LLC
12 Laboratory Dr., RTP, NC 27709; USA
TEL:(919) 549-1400

This report shall not be reproduced except in full, without the written approval of UL LLC

BANDEDGE (HIGH CHANNEL, CH 12)

HORIZONTAL RESULT

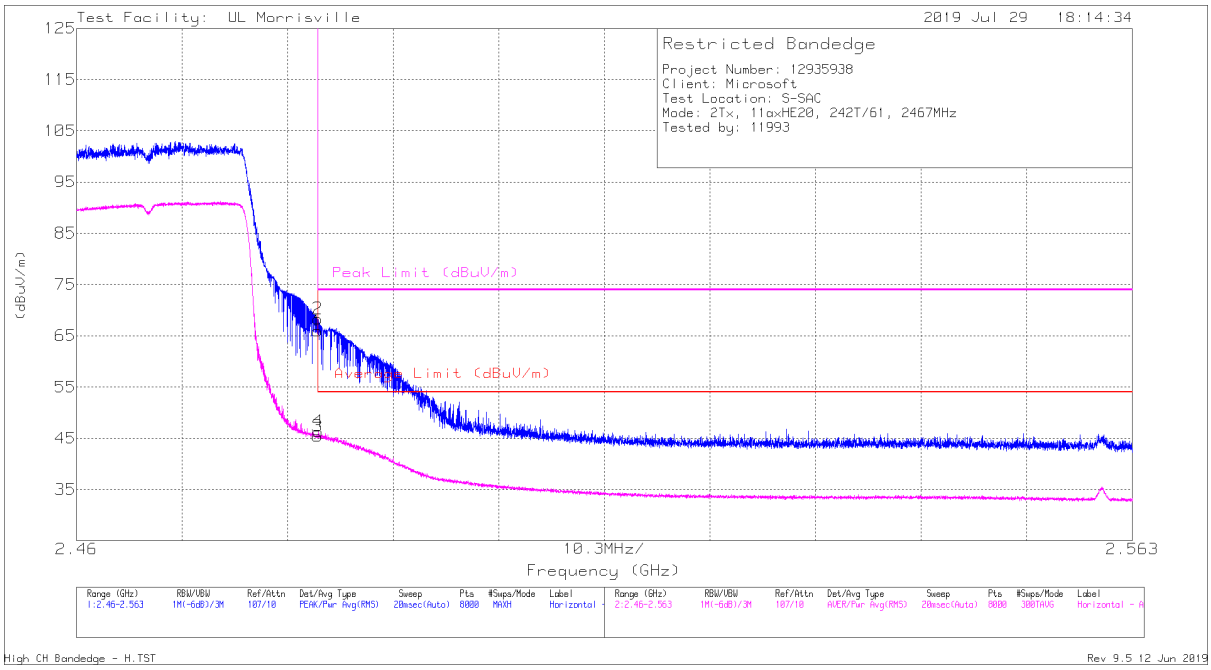

Marker	Frequency (GHz)	Meter Reading (dBuV)	Det	AT0072 (dB/m)	Amp/Cbl/Fltr/Pad (dB)	Corrected Reading (dBuV/m)	Average Limit (dBuV/m)	Margin (dB)	Peak Limit (dBuV/m)	PK Margin (dB)	Azimuth (Degs)	Height (cm)	Polarity
1	* ** 2.4835	58.15	Pk	32.3	-24.5	65.95	-	-	74	-8.05	91	386	H
2	* ** 2.48351	60.53	Pk	32.3	-24.5	68.33	-	-	74	-5.67	91	386	H
3	* ** 2.4835	37.59	RMS	32.3	-24.5	45.39	54	-8.61	-	-	91	386	H
4	* ** 2.48357	38.54	RMS	32.3	-24.5	46.34	54	-7.66	-	-	91	386	H

* - indicates frequency in CFR47 Pt 15 / IC RSS-Restricted Band
** - indicates frequency in Taiwan NCC LP0002 Restricted Band
Pk - Peak detector
RMS - RMS detection

UL LLC
12 Laboratory Dr., RTP, NC 27709; USA TEL:(919) 549-1400
This report shall not be reproduced except in full, without the written approval of UL LLC

VERTICAL RESULT

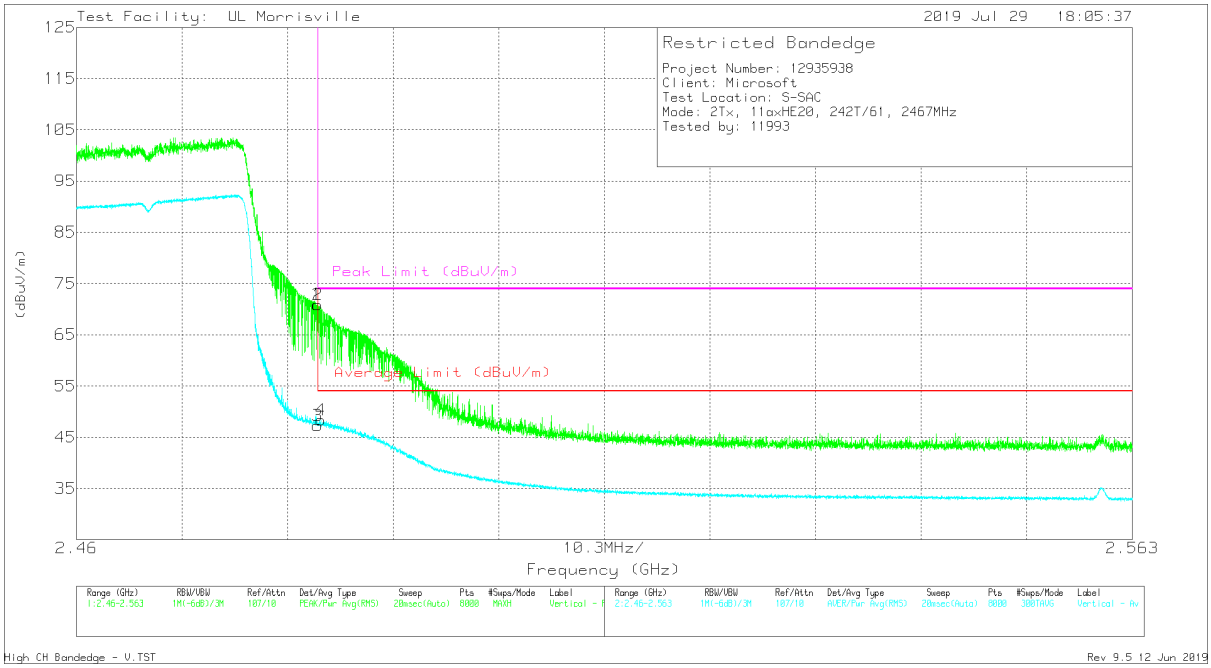

Marker	Frequency (GHz)	Meter Reading (dBuV)	Det	AT0072 (dB/m)	Amp/Cbl/Fltr/Pad (dB)	Corrected Reading (dBuV/m)	Average Limit (dBuV/m)	Margin (dB)	Peak Limit (dBuV/m)	PK Margin (dB)	Azimuth (Degs)	Height (cm)	Polarity
1	* ** 2.4835	63.1	Pk	32.3	-24.5	70.9	-	-	74	-3.1	70	374	V
2	* ** 2.48354	63.09	Pk	32.3	-24.5	70.89	-	-	74	-3.11	70	374	V
3	* ** 2.4835	39.49	RMS	32.3	-24.5	47.29	54	-6.71	-	-	70	374	V
4	* ** 2.48385	40.6	RMS	32.3	-24.5	48.4	54	-5.6	-	-	70	374	V

* - indicates frequency in CFR47 Pt 15 / IC RSS-Restricted Band
** - indicates frequency in Taiwan NCC LP0002 Restricted Band
Pk - Peak detector
RMS - RMS detection

UL LLC
12 Laboratory Dr., RTP, NC 27709; USA TEL:(919) 549-1400
This report shall not be reproduced except in full, without the written approval of UL LLC

BANDEDGE (HIGH CHANNEL, CH 13)

HORIZONTAL RESULT

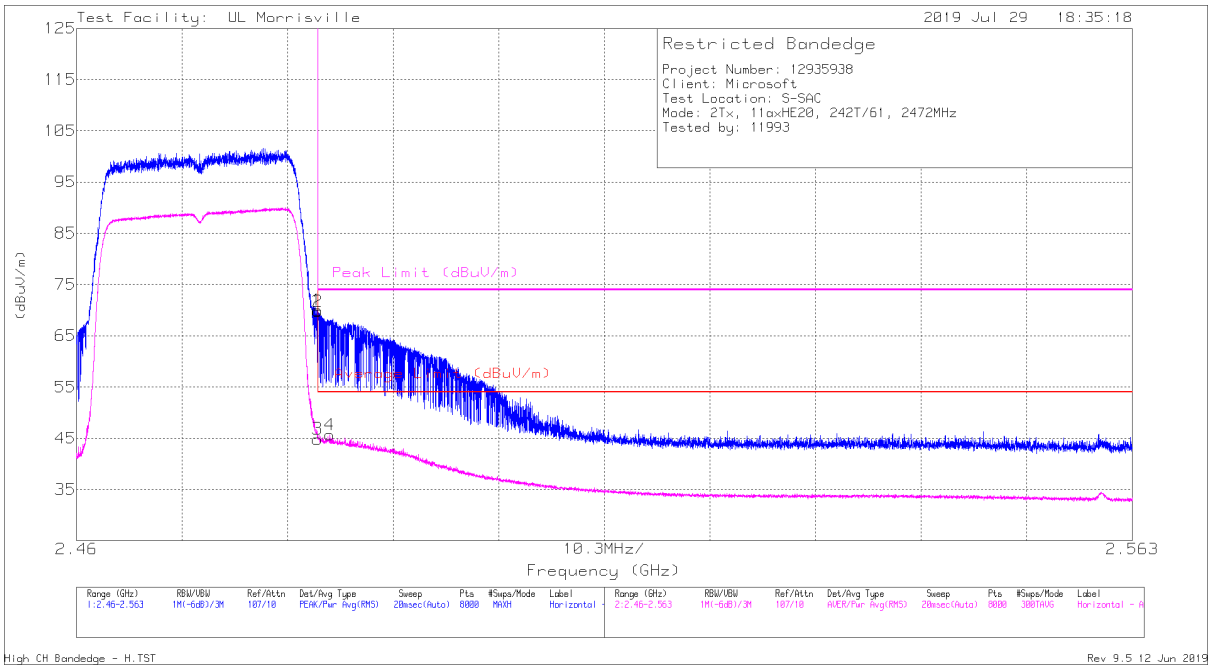

Marker	Frequency (GHz)	Meter Reading (dBuV)	Det	AT0072 (dB/m)	Amp/Cbl/Fltr/Pad (dB)	Corrected Reading (dBuV/m)	Average Limit (dBuV/m)	Margin (dB)	Peak Limit (dBuV/m)	PK Margin (dB)	Azimuth (Degs)	Height (cm)	Polarity
1	* ** 2.4835	62.16	Pk	32.3	-24.5	69.96	-	-	74	-4.04	89	376	H
2	* ** 2.48354	61.94	Pk	32.3	-24.5	69.74	-	-	74	-4.26	89	376	H
3	* ** 2.4835	37.06	RMS	32.3	-24.5	44.86	54	-9.14	-	-	89	376	H
4	* ** 2.48467	37.9	RMS	32.3	-24.5	45.7	54	-8.3	-	-	89	376	H

* - indicates frequency in CFR47 Pt 15 / IC RSS-Restricted Band
** - indicates frequency in Taiwan NCC LP0002 Restricted Band
Pk - Peak detector
RMS - RMS detection

UL LLC
12 Laboratory Dr., RTP, NC 27709; USA TEL:(919) 549-1400
This report shall not be reproduced except in full, without the written approval of UL LLC

VERTICAL RESULT

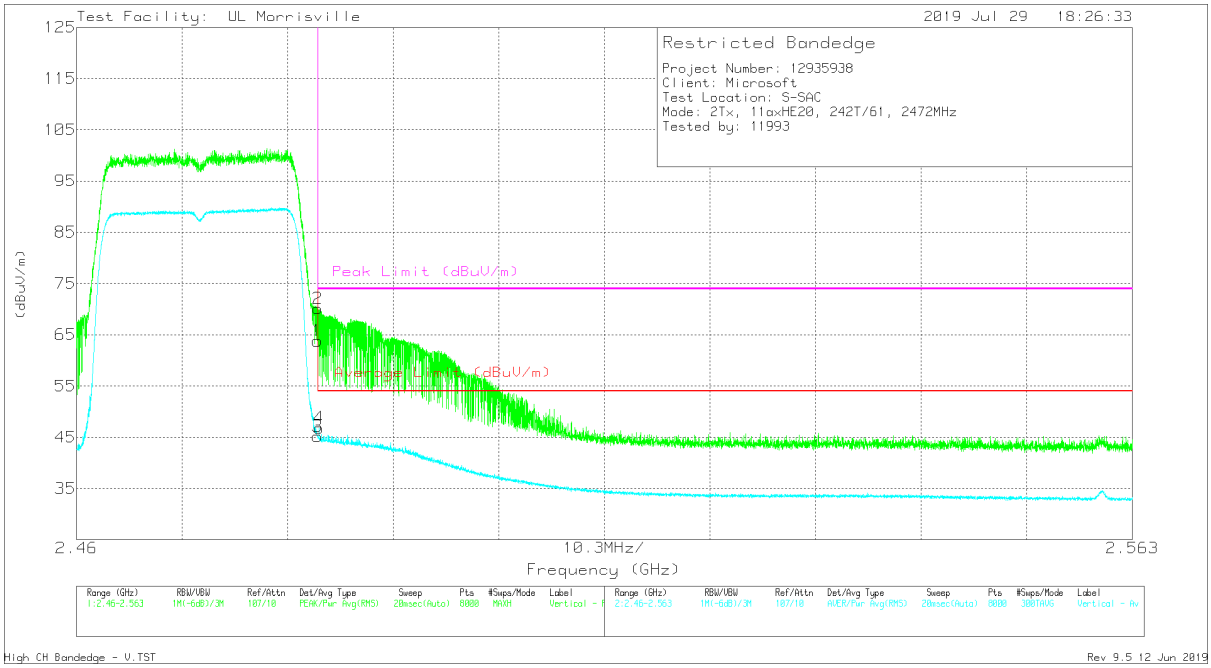

Marker	Frequency (GHz)	Meter Reading (dBuV)	Det	AT0072 (dB/m)	Amp/Cbl/Fltr/Pad (dB)	Corrected Reading (dBuV/m)	Average Limit (dBuV/m)	Margin (dB)	Peak Limit (dBuV/m)	PK Margin (dB)	Azimuth (Degs)	Height (cm)	Polarity
1	* ** 2.4835	56.02	Pk	32.3	-24.5	63.82	-	-	74	-10.18	80	379	V
2	* ** 2.48355	62.32	Pk	32.3	-24.5	70.12	-	-	74	-3.88	80	379	V
3	* ** 2.4835	37.37	RMS	32.3	-24.5	45.17	54	-8.83	-	-	80	379	V
4	* ** 2.48366	39.01	RMS	32.3	-24.5	46.81	54	-7.19	-	-	80	379	V

* - indicates frequency in CFR47 Pt 15 / IC RSS-Restricted Band
** - indicates frequency in Taiwan NCC LP0002 Restricted Band
Pk - Peak detector
RMS - RMS detection

UL LLC
12 Laboratory Dr., RTP, NC 27709; USA TEL:(919) 549-1400
This report shall not be reproduced except in full, without the written approval of UL LLC

HARMONICS AND SPURIOUS EMISSIONS

Note – Radiated Spurious plots were run with all channels set to mid channel power settings.

LOW CHANNEL, CH 1 RESULTS

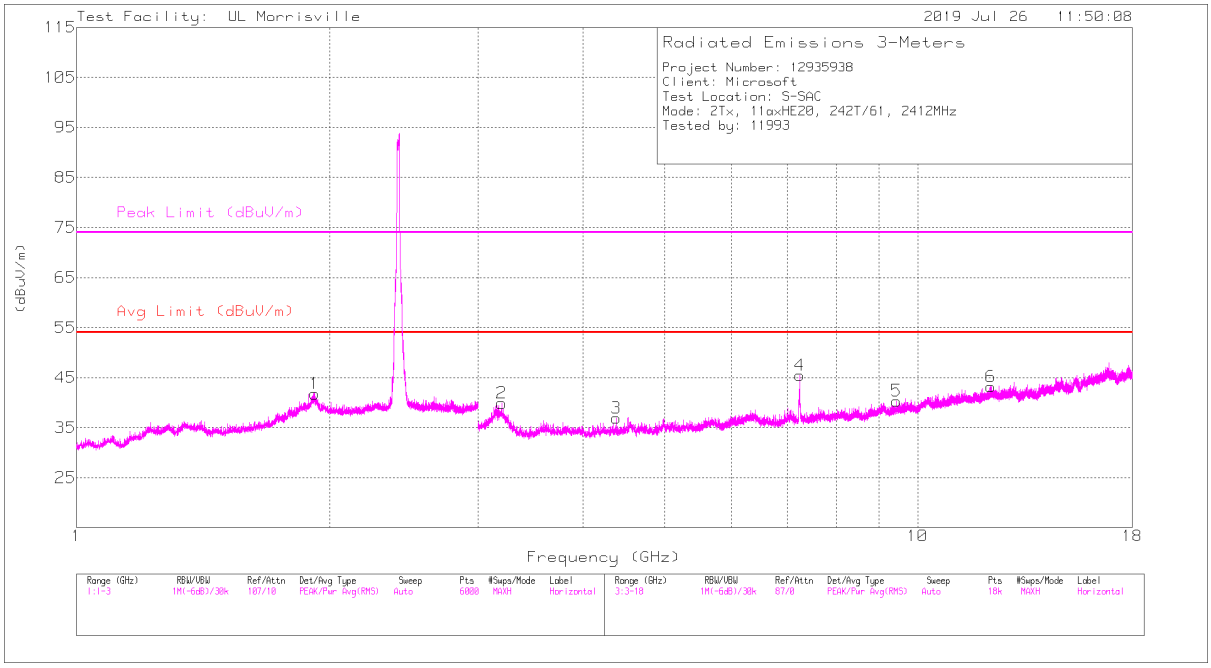

HORIZONTAL

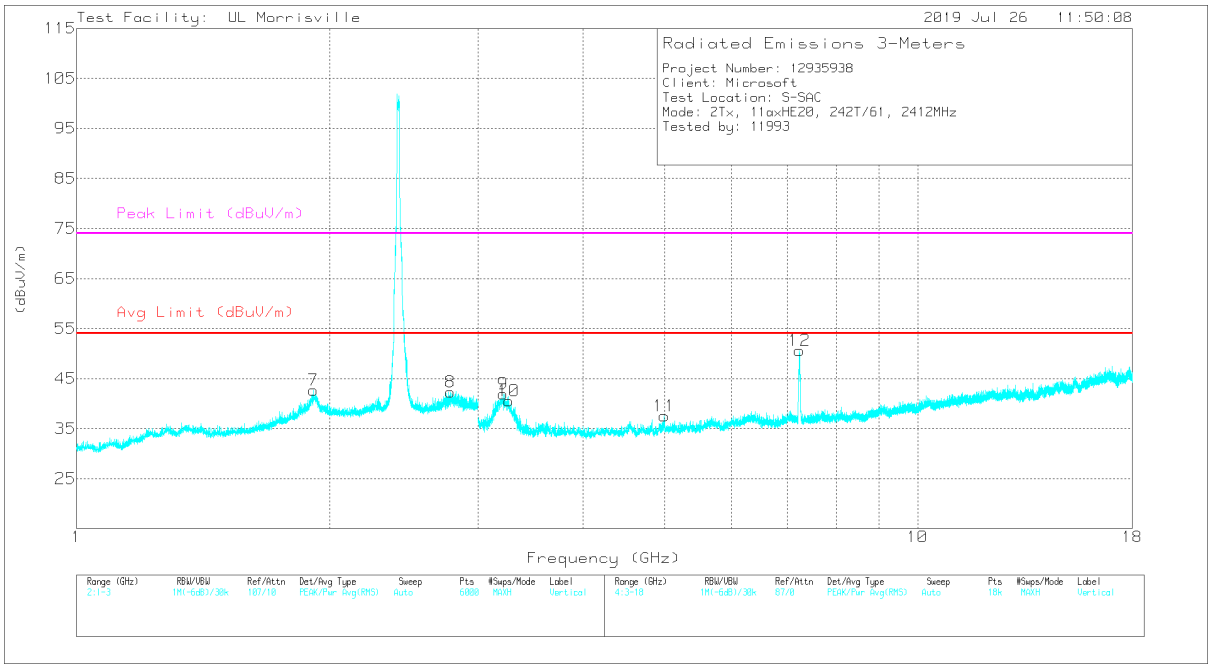

VERTICAL

UL LLC
12 Laboratory Dr., RTP, NC 27709; USA TEL:(919) 549-1400
This report shall not be reproduced except in full, without the written approval of UL LLC

RADIATED EMISSIONS

Marker	Frequency (GHz)	Meter Reading (dBuV)	Det	AT0072 (dB/m)	Amp/Cbl/Fltr/Pad (dB)	Corrected Reading (dBuV/m)	Avg Limit (dBuV/m)	Margin (dB)	Peak Limit (dBuV/m)	PK Margin (dB)	Azimuth (Degs)	Height (cm)	Polarity
1	** 1.92055	40.04	PK2	31.2	-22.4	48.84	-	-	74	-25.16	330	104	H
	** 1.92013	27.79	MAv1	31.2	-22.4	36.59	54	-17.41	-	-	330	104	H
7	** 1.91146	42.37	PK2	31.1	-22.4	51.07	-	-	74	-22.93	96	236	V
	** 1.91171	29.71	MAv1	31.1	-22.4	38.41	54	-15.59	-	-	96	236	V
8	* ** 2.78384	43.82	PK2	32.2	-25.9	50.12	-	-	74	-23.88	104	217	V
	* ** 2.78273	31.79	MAv1	32.2	-25.9	38.09	54	-15.91	-	-	104	217	V
3	* ** 4.38223	40.79	PK2	33.6	-32.1	42.29	-	-	74	-31.71	282	248	H
	* ** 4.38261	28.49	MAv1	33.6	-32.1	29.99	54	-24.01	-	-	282	248	H
5	* ** 9.44124	35.43	PK2	37	-26.2	46.23	-	-	74	-27.77	270	158	H
	* ** 9.44138	23.28	MAv1	37	-26.2	34.08	54	-19.92	-	-	270	158	H
6	* ** 12.2116	34.31	PK2	38.9	-23.8	49.41	-	-	74	-24.59	310	178	H
	* ** 12.21184	22.11	MAv1	38.9	-23.8	37.21	54	-16.79	-	-	310	178	H
10	* ** 3.26205	49.11	PK2	33.1	-33	49.21	-	-	74	-24.79	106	195	V
	* ** 3.26202	37.15	MAv1	33.1	-33	37.25	54	-16.75	-	-	106	195	V
11	* ** 4.999	42.87	PK2	34.2	-31.1	45.97	-	-	74	-28.03	103	101	V
	* ** 4.99909	29.13	MAv1	34.2	-31.1	32.23	54	-21.77	-	-	103	101	V
2	3.20168	39.38	Pk	33.1	-32.6	39.88	-	-	-	-	0-360	101	H
9	3.21751	41.6	Pk	33.1	-32.8	41.9	-	-	-	-	0-360	199	V
12	7.23607	42.79	Pk	35.7	-27.9	50.59	-	-	-	-	0-360	199	V
4	7.23857	37.52	Pk	35.7	-27.8	45.42	-	-	-	-	0-360	199	H

* - indicates frequency in CFR47 Pt 15 / IC RSS-Restricted Band
** - indicates frequency in Taiwan NCC LP0002 Restricted Band
PK2 - Maximum Peak
MAv1 - Maximum RMS Average
Pk - Peak detector

UL LLC
12 Laboratory Dr., RTP, NC 27709; USA TEL:(919) 549-1400
This report shall not be reproduced except in full, without the written approval of UL LLC

MID CHANNEL, CH 6 RESULTS

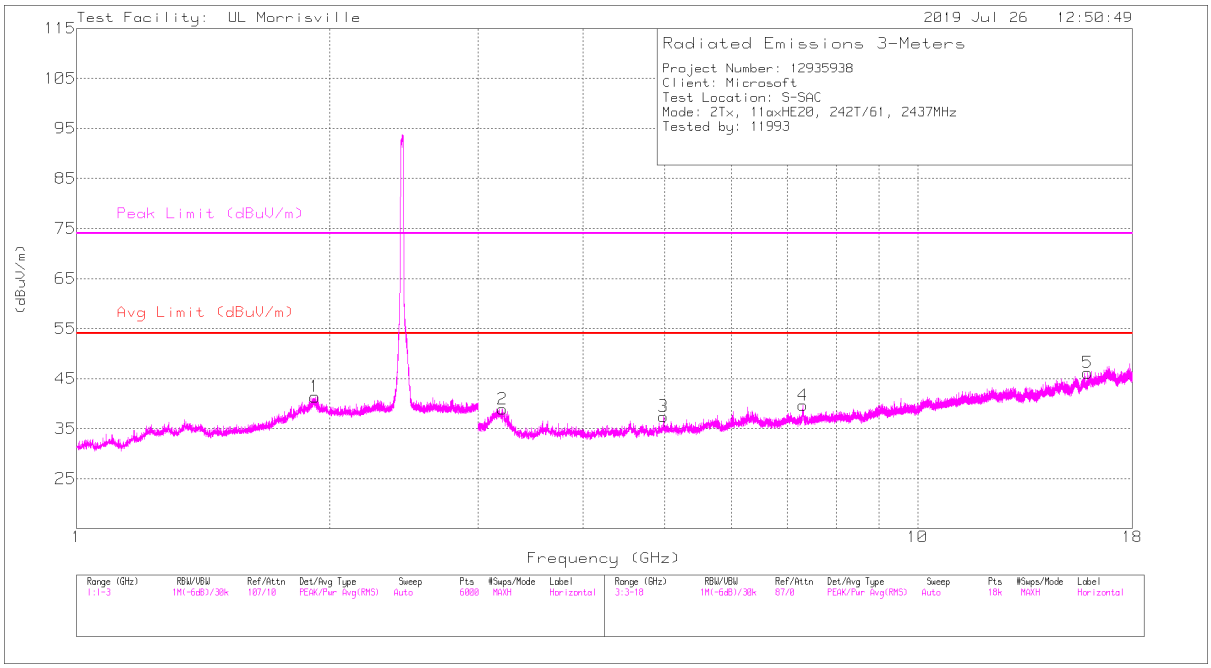

HORIZONTAL

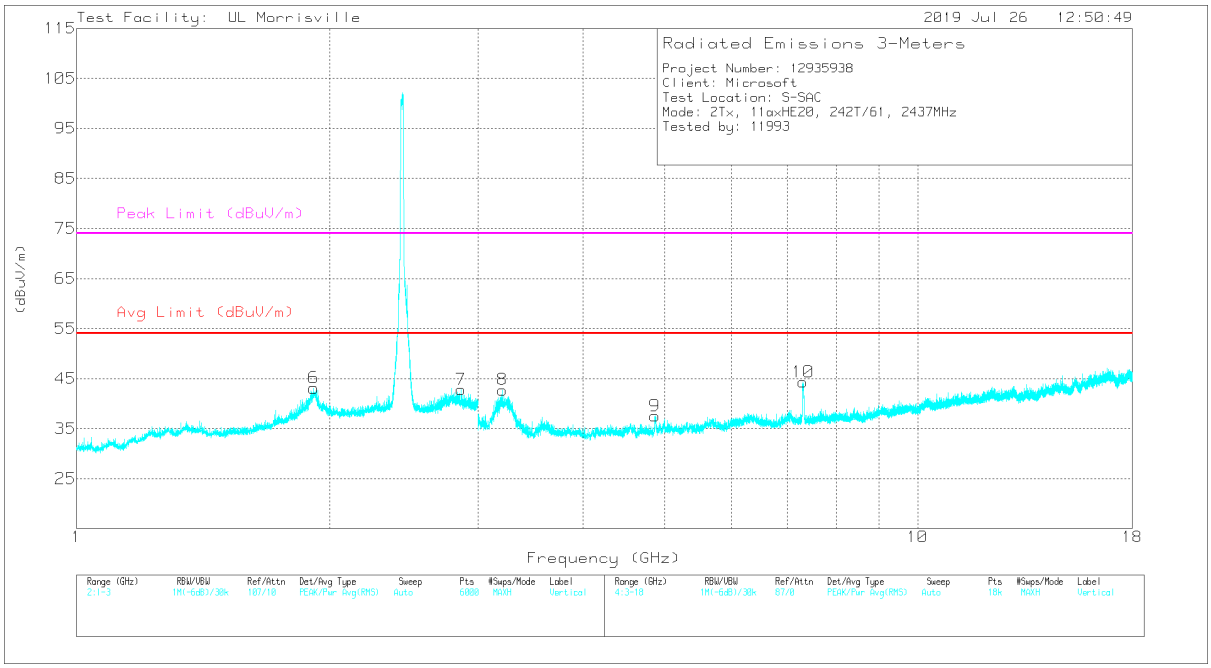

VERTICAL

UL LLC
12 Laboratory Dr., RTP, NC 27709; USA
TEL:(919) 549-1400

This report shall not be reproduced except in full, without the written approval of UL LLC

RADIATED EMISSIONS

Marker	Frequency (GHz)	Meter Reading (dBuV)	Det	AT0072 (dB/m)	Amp/Cbl/Fltr/Pad (dB)	Corrected Reading (dBuV/m)	Avg Limit (dBuV/m)	Margin (dB)	Peak Limit (dBuV/m)	PK Margin (dB)	Azimuth (Degs)	Height (cm)	Polarity
1	** 1.91708	40.59	PK2	31.2	-22.4	49.39	-	-	74	-24.61	335	111	H
	** 1.91665	28.47	MAv1	31.2	-22.4	37.27	54	-16.73	-	-	335	111	H
7	* ** 2.86602	42.47	PK2	32.4	-25.9	48.97	-	-	74	-25.03	102	217	V
	* ** 2.866	30.44	MAv1	32.4	-25.9	36.94	54	-17.06	-	-	102	217	V
6	** 1.91508	43.41	PK2	31.1	-22.4	52.11	-	-	74	-21.89	93	229	V
	** 1.91437	30.84	MAv1	31.1	-22.4	39.54	54	-14.46	-	-	93	229	V
3	* ** 4.98986	41.5	PK2	34.1	-31.1	44.5	-	-	74	-29.5	8	105	H
	* ** 4.98964	28.36	MAv1	34.1	-31.1	31.36	54	-22.64	-	-	8	105	H
4	* ** 7.30342	44.59	PK2	35.7	-27.4	52.89	-	-	74	-21.11	318	305	H
	* ** 7.30349	31.52	MAv1	35.7	-27.4	39.82	54	-14.18	-	-	318	305	H
5	* ** 15.92747	34.35	PK2	40.6	-23.4	51.55	-	-	74	-22.45	100	111	H
	* ** 15.92753	22.61	MAv1	40.6	-23.4	39.81	54	-14.19	-	-	100	111	H
9	* ** 4.87447	43.12	PK2	34	-30.6	46.52	-	-	74	-27.48	47	261	V
	* ** 4.8728	31.81	MAv1	34	-30.7	35.11	54	-18.89	-	-	47	261	V
10	* ** 7.31086	46.81	PK2	35.7	-27.5	55.01	-	-	74	-18.99	340	238	V
	* ** 7.31079	33.47	MAv1	35.7	-27.5	41.67	54	-12.33	-	-	340	238	V
8	3.20918	42.46	Pk	33.1	-32.8	42.76	-	-	-	-	0-360	199	V
2	3.21126	38.59	Pk	33.1	-32.8	38.89	-	-	-	-	0-360	101	H

* - indicates frequency in CFR47 Pt 15 / IC RSS-Restricted Band
** - indicates frequency in Taiwan NCC LP0002 Restricted Band
PK2 - Maximum Peak
MAv1 - Maximum RMS Average
Pk - Peak detector

UL LLC
12 Laboratory Dr., RTP, NC 27709; USA TEL:(919) 549-1400
This report shall not be reproduced except in full, without the written approval of UL LLC

HIGH CHANNEL, CH 13 RESULTS

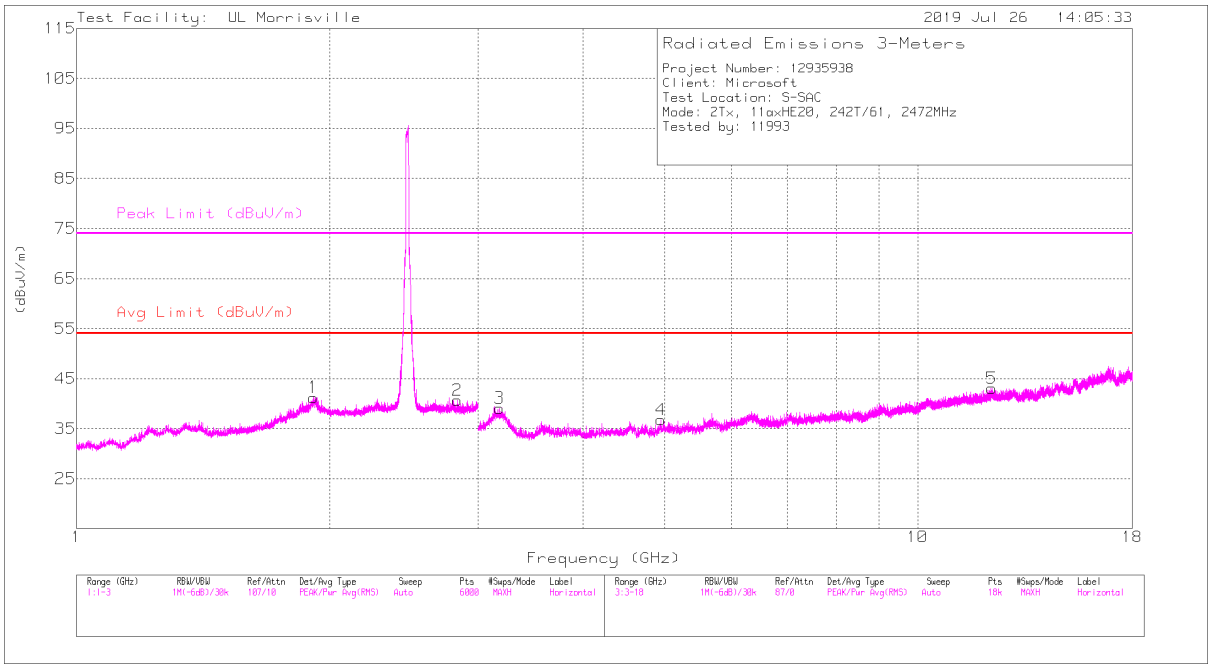

HORIZONTAL

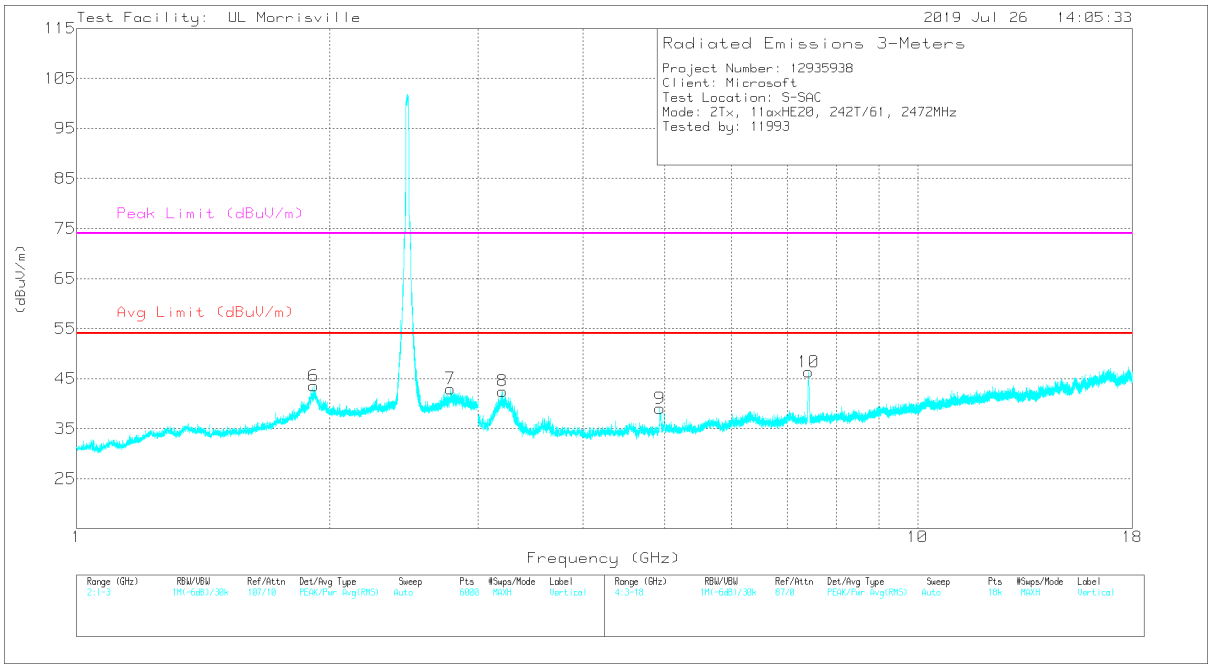

VERTICAL

UL LLC
12 Laboratory Dr., RTP, NC 27709; USA
TEL:(919) 549-1400

This report shall not be reproduced except in full, without the written approval of UL LLC

RADIATED EMISSIONS

Marker	Frequency (GHz)	Meter Reading (dBuV)	Det	AT0072 (dB/m)	Amp/Cbl/Fltr/Pad (dB)	Corrected Reading (dBuV/m)	Avg Limit (dBuV/m)	Margin (dB)	Peak Limit (dBuV/m)	PK Margin (dB)	Azimuth (Degs)	Height (cm)	Polarity
1	** 1.91409	40.25	PK2	31.1	-22.4	48.95	-	-	74	-25.05	272	204	H
	** 1.91447	27.93	MAv1	31.1	-22.4	36.63	54	-17.37	-	-	272	204	H
2	* ** 2.83833	40.81	PK2	32.1	-25.8	47.11	-	-	74	-26.89	10	101	H
	* ** 2.83837	28.71	MAv1	32.1	-25.8	35.01	54	-18.99	-	-	10	101	H
6	** 1.91354	43.08	PK2	31.1	-22.4	51.78	-	-	74	-22.22	87	234	V
	** 1.91429	30.58	MAv1	31.1	-22.4	39.28	54	-14.72	-	-	87	234	V
7	* ** 2.78093	43.93	PK2	32.2	-25.9	50.23	-	-	74	-23.77	101	216	V
	* ** 2.78086	32.05	MAv1	32.2	-25.9	38.35	54	-15.65	-	-	101	216	V
4	* ** 4.95384	39.52	PK2	34.1	-30.8	42.82	-	-	74	-31.18	242	340	H
	* ** 4.95298	27.32	MAv1	34.1	-30.8	30.62	54	-23.38	-	-	242	340	H
5	* ** 12.25118	34.21	PK2	38.9	-23.7	49.41	-	-	74	-24.59	220	334	H
	* ** 12.25164	22.11	MAv1	38.9	-23.7	37.31	54	-16.69	-	-	220	334	H
9	* ** 4.93982	44.74	PK2	34	-30.9	47.84	-	-	74	-26.16	44	251	V
	* ** 4.94021	32.17	MAv1	34	-30.9	35.27	54	-18.73	-	-	44	251	V
10	* ** 7.41836	43.6	PK2	35.8	-27.7	51.7	-	-	74	-22.3	351	249	V
	* ** 7.41859	30.85	MAv1	35.8	-27.7	38.95	54	-15.05	-	-	351	249	V
3	3.18418	38.5	Pk	33.1	-32.5	39.1	-	-	-	-	0-360	199	H
8	3.20918	42.21	Pk	33.1	-32.8	42.51	-	-	-	-	0-360	199	V

* - indicates frequency in CFR47 Pt 15 / IC RSS-Restricted Band
** - indicates frequency in Taiwan NCC LP0002 Restricted Band
PK2 - Maximum Peak
MAv1 - Maximum RMS Average
Pk - Peak detector

UL LLC
12 Laboratory Dr., RTP, NC 27709; USA TEL:(919) 549-1400
This report shall not be reproduced except in full, without the written approval of UL LLC

2TXChain 0 +Chain 1 MODE: 106-Tones, RU index 53

BANDEDGE (LOW CHANNEL, CH 1)

HORIZONTAL RESULT

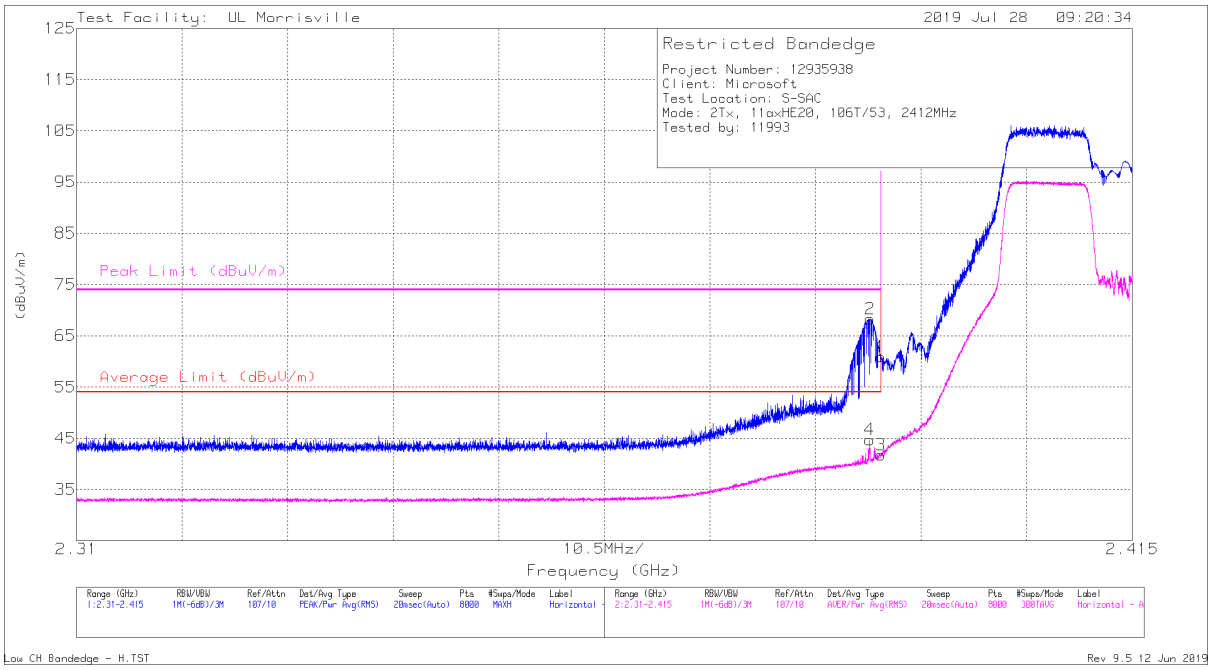

Marker	Frequency (GHz)	Meter Reading (dBuV)	Det	AT0072 (dB/m)	Amp/Cbl/Fltr/Pad (dB)	Corrected Reading (dBuV/m)	Average Limit (dBuV/m)	Margin (dB)	Peak Limit (dBuV/m)	PK Margin (dB)	Azimuth (Degs)	Height (cm)	Polarity
1	* ** 2.39	53.04	Pk	31.9	-24	60.94	-	-	74	-13.06	69	401	H
2	* ** 2.38892	60.41	Pk	31.9	-24	68.31	-	-	74	-5.69	69	401	H
3	* ** 2.39	33.8	RMS	31.9	-24	41.7	54	-12.3	-	-	69	401	H
4	* ** 2.38889	36.82	RMS	31.9	-24	44.72	54	-9.28	-	-	69	401	H

* - indicates frequency in CFR47 Pt 15 / IC RSS-Restricted Band
** - indicates frequency in Taiwan NCC LP0002 Restricted Band
Pk - Peak detector
RMS - RMS detection

UL LLC
12 Laboratory Dr., RTP, NC 27709; USA TEL:(919) 549-1400
This report shall not be reproduced except in full, without the written approval of UL LLC

VERTICAL RESULT

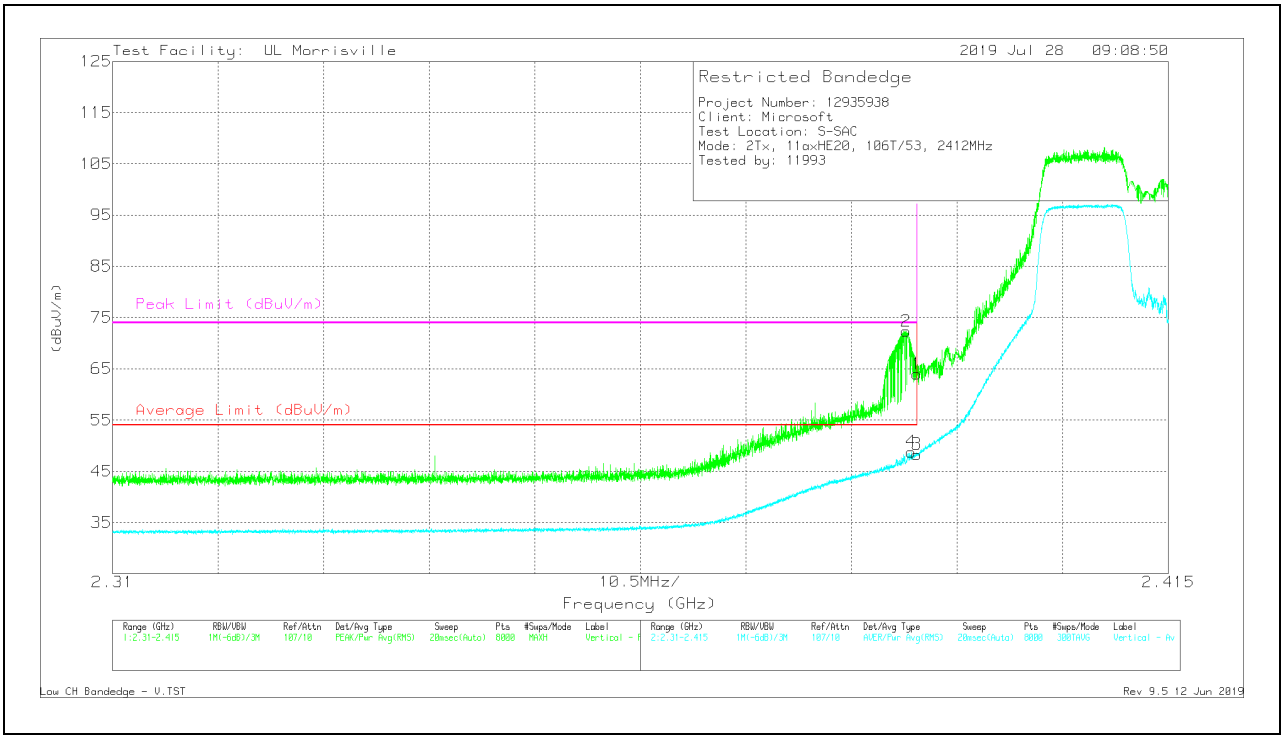

Marker	Frequency (GHz)	Meter Reading (dBuV)	Det	AT0072 (dB/m)	Amp/Cbl/Fltr/Pad (dB)	Corrected Reading (dBuV/m)	Average Limit (dBuV/m)	Margin (dB)	Peak Limit (dBuV/m)	PK Margin (dB)	Azimuth (Degs)	Height (cm)	Polarity
1	* ** 2.39	56.12	Pk	31.9	-24	64.02	-	-	74	-9.98	245	111	V
2	* ** 2.38892	64.42	Pk	31.9	-24	72.32	-	-	74	-1.68	245	111	V
3	* ** 2.39	40.41	RMS	31.9	-24	48.31	54	-5.69	-	-	245	111	V
4	* ** 2.38945	40.9	RMS	31.9	-24	48.8	54	-5.2	-	-	245	111	V

* - indicates frequency in CFR47 Pt 15 / IC RSS-Restricted Band
** - indicates frequency in Taiwan NCC LP0002 Restricted Band
Pk - Peak detector
RMS - RMS detection

UL LLC
12 Laboratory Dr., RTP, NC 27709; USA TEL:(919) 549-1400
This report shall not be reproduced except in full, without the written approval of UL LLC

BANDEDGE (LOW CHANNEL, CH 2)

HORIZONTAL RESULT

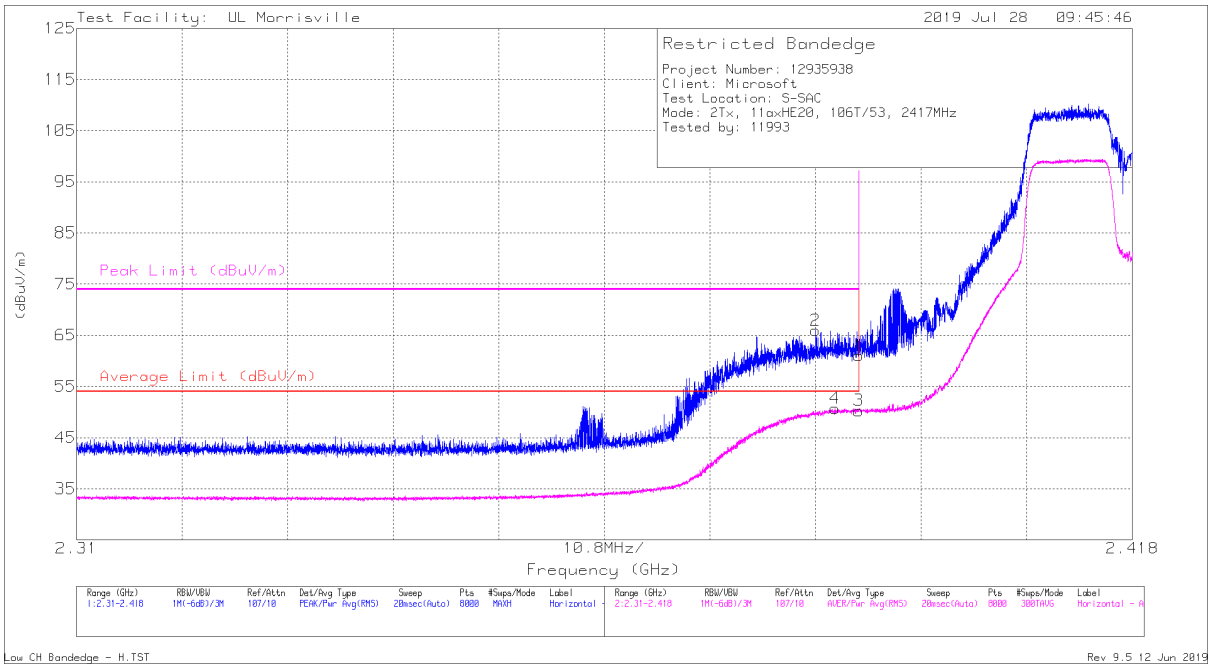

Marker	Frequency (GHz)	Meter Reading (dBuV)	Det	AT0072 (dB/m)	Amp/Cbl/Fltr/Pad (dB)	Corrected Reading (dBuV/m)	Average Limit (dBuV/m)	Margin (dB)	Peak Limit (dBuV/m)	PK Margin (dB)	Azimuth (Degs)	Height (cm)	Polarity
1	* ** 2.39	53.15	Pk	31.9	-24	61.05	-	-	74	-12.95	92	365	H
2	* ** 2.38558	58.08	Pk	31.9	-24	65.98	-	-	74	-8.02	92	365	H
3	* ** 2.39	42.38	RMS	31.9	-24	50.28	54	-3.72	-	-	92	365	H
4	* ** 2.38757	42.8	RMS	31.9	-24	50.7	54	-3.3	-	-	92	365	H

* - indicates frequency in CFR47 Pt 15 / IC RSS-Restricted Band
** - indicates frequency in Taiwan NCC LP0002 Restricted Band
Pk - Peak detector
RMS - RMS detection

UL LLC
12 Laboratory Dr., RTP, NC 27709; USA TEL:(919) 549-1400
This report shall not be reproduced except in full, without the written approval of UL LLC

VERTICAL RESULT

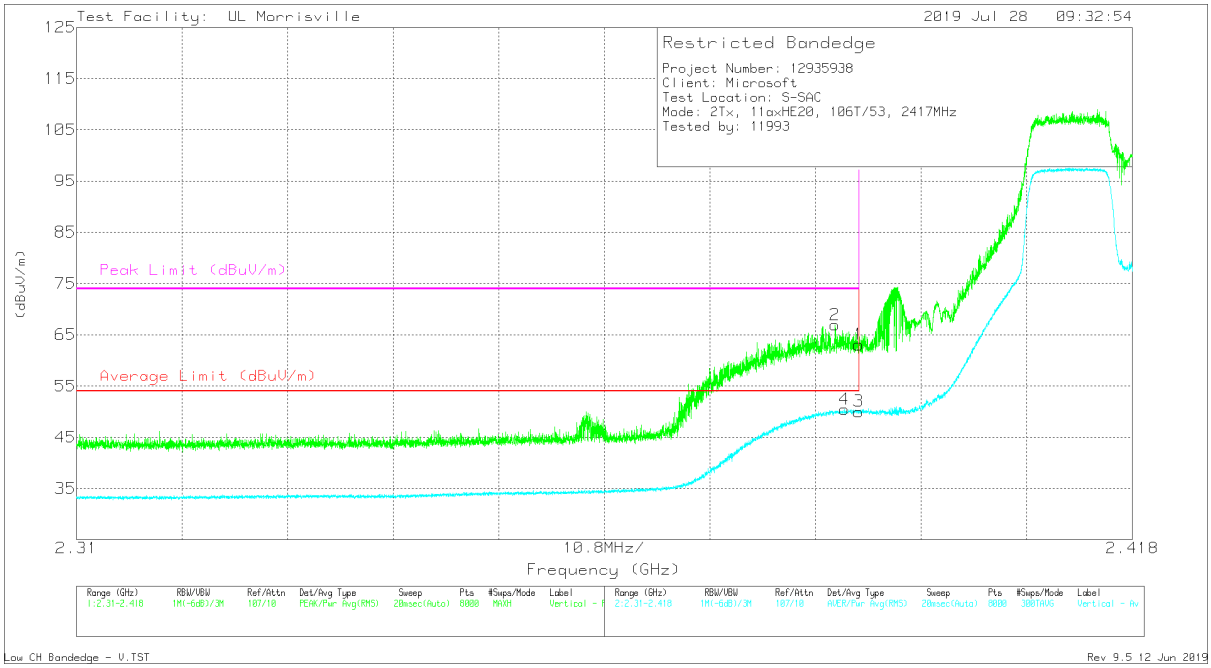

Marker	Frequency (GHz)	Meter Reading (dBuV)	Det	AT0072 (dB/m)	Amp/Cbl/Fltr/Pad (dB)	Corrected Reading (dBuV/m)	Average Limit (dBuV/m)	Margin (dB)	Peak Limit (dBuV/m)	PK Margin (dB)	Azimuth (Degs)	Height (cm)	Polarity
1	* ** 2.39	55.18	Pk	31.9	-24	63.08	-	-	74	-10.92	75	363	V
2	* ** 2.3876	59.06	Pk	31.9	-24	66.96	-	-	74	-7.04	75	363	V
3	* ** 2.39	42.14	RMS	31.9	-24	50.04	54	-3.96	-	-	75	363	V
4	* ** 2.38853	42.53	RMS	31.9	-24	50.43	54	-3.57	-	-	75	363	V

* - indicates frequency in CFR47 Pt 15 / IC RSS-Restricted Band
** - indicates frequency in Taiwan NCC LP0002 Restricted Band
Pk - Peak detector
RMS - RMS detection

UL LLC
12 Laboratory Dr., RTP, NC 27709; USA
TEL:(919) 549-1400

This report shall not be reproduced except in full, without the written approval of UL LLC

2TXChain 0 +Chain 1 MODE: 106-Tones, RU index 54

BANDEDGE (HIGH CHANNEL, CH 11)

HORIZONTAL RESULT

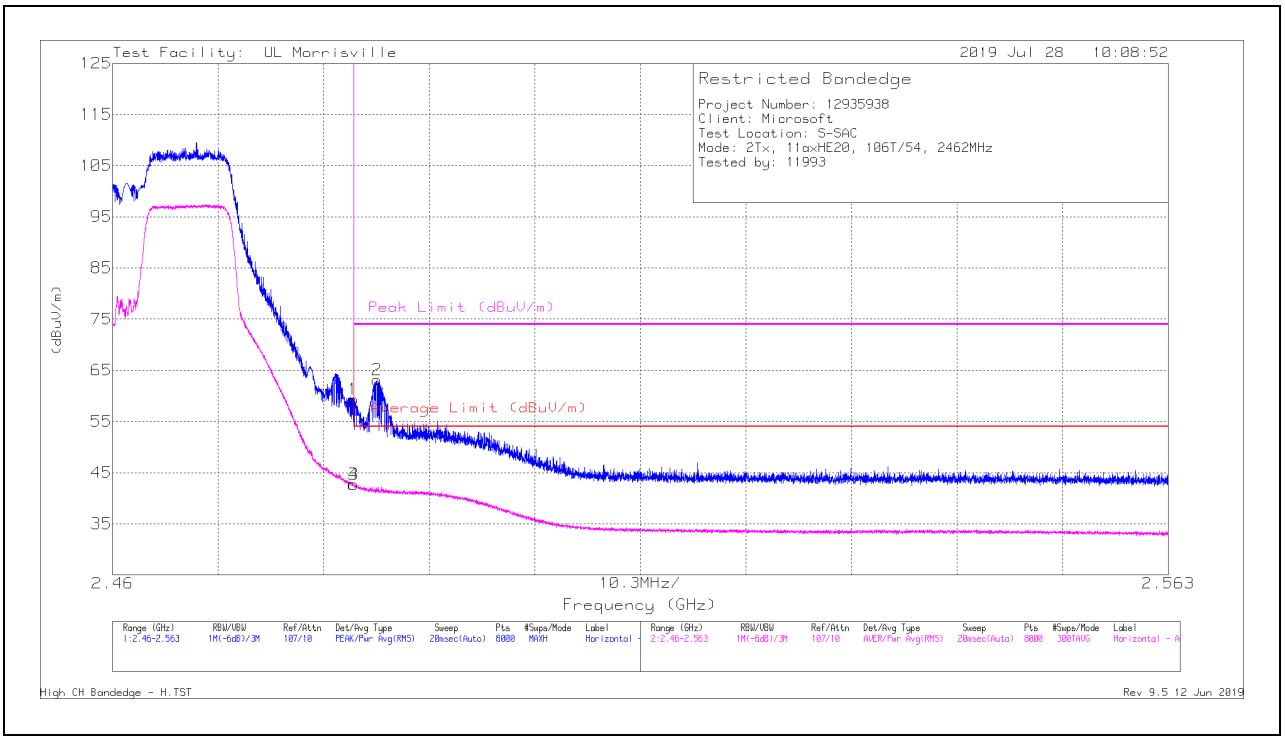

Marker	Frequency (GHz)	Meter Reading (dBuV)	Det	AT0072 (dB/m)	Amp/Cbl/Fltr/Pad (dB)	Corrected Reading (dBuV/m)	Average Limit (dBuV/m)	Margin (dB)	Peak Limit (dBuV/m)	PK Margin (dB)	Azimuth (Degs)	Height (cm)	Polarity
1	* ** 2.4835	51.48	Pk	32.3	-24.5	59.28	-	-	74	-14.72	356	363	H
2	* ** 2.48578	55.33	Pk	32.3	-24.5	63.13	-	-	74	-10.87	356	363	H
3	* ** 2.4835	34.93	RMS	32.3	-24.5	42.73	54	-11.27	-	-	356	363	H
4	* ** 2.48355	34.94	RMS	32.3	-24.5	42.74	54	-11.26	-	-	356	363	H

* - indicates frequency in CFR47 Pt 15 / IC RSS-Restricted Band
** - indicates frequency in Taiwan NCC LP0002 Restricted Band
Pk - Peak detector
RMS - RMS detection

UL LLC
12 Laboratory Dr., RTP, NC 27709; USA TEL:(919) 549-1400
This report shall not be reproduced except in full, without the written approval of UL LLC

VERTICAL RESULT

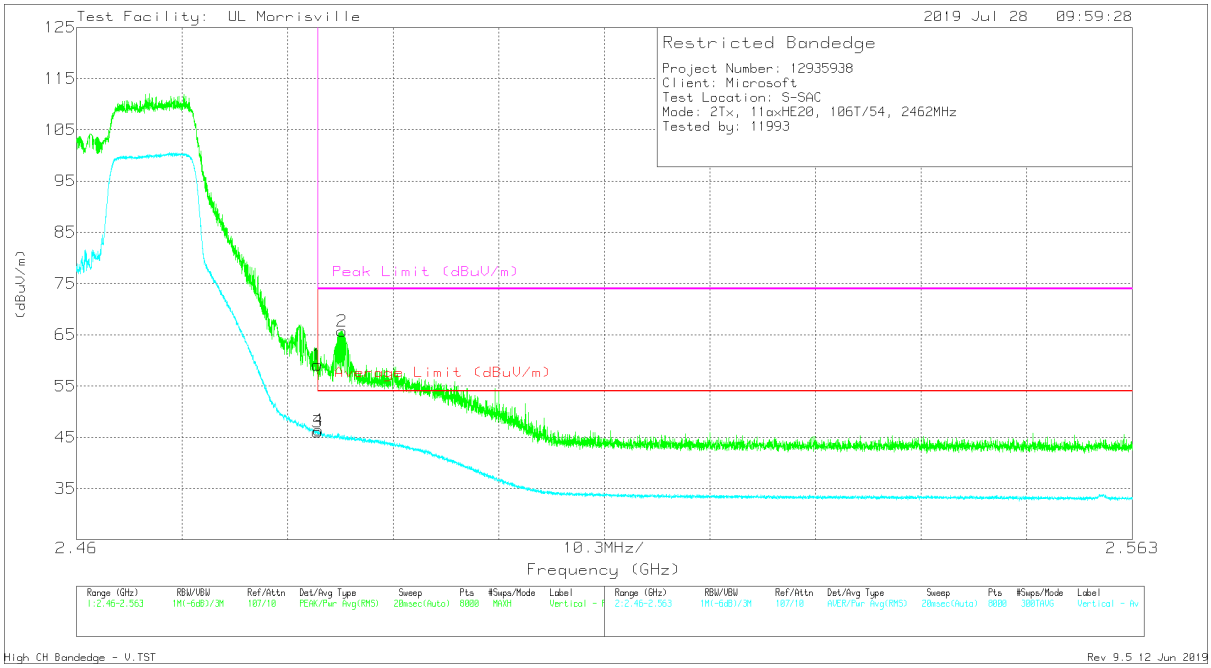

Marker	Frequency (GHz)	Meter Reading (dBuV)	Det	AT0072 (dB/m)	Amp/Cbl/Fltr/Pad (dB)	Corrected Reading (dBuV/m)	Average Limit (dBuV/m)	Margin (dB)	Peak Limit (dBuV/m)	PK Margin (dB)	Azimuth (Degs)	Height (cm)	Polarity
1	* ** 2.4835	51.35	Pk	32.3	-24.5	59.15	-	-	74	-14.85	181	357	V
2	* ** 2.4859	57.9	Pk	32.3	-24.5	65.7	-	-	74	-8.3	181	357	V
3	* ** 2.4835	38.27	RMS	32.3	-24.5	46.07	54	-7.93	-	-	181	357	V
4	* ** 2.4836	38.6	RMS	32.3	-24.5	46.4	54	-7.6	-	-	181	357	V

* - indicates frequency in CFR47 Pt 15 / IC RSS-Restricted Band
** - indicates frequency in Taiwan NCC LP0002 Restricted Band
Pk - Peak detector
RMS - RMS detection

UL LLC
12 Laboratory Dr., RTP, NC 27709; USA
TEL:(919) 549-1400

This report shall not be reproduced except in full, without the written approval of UL LLC

BANDEDGE (HIGH CHANNEL, CH 12)

HORIZONTAL RESULT

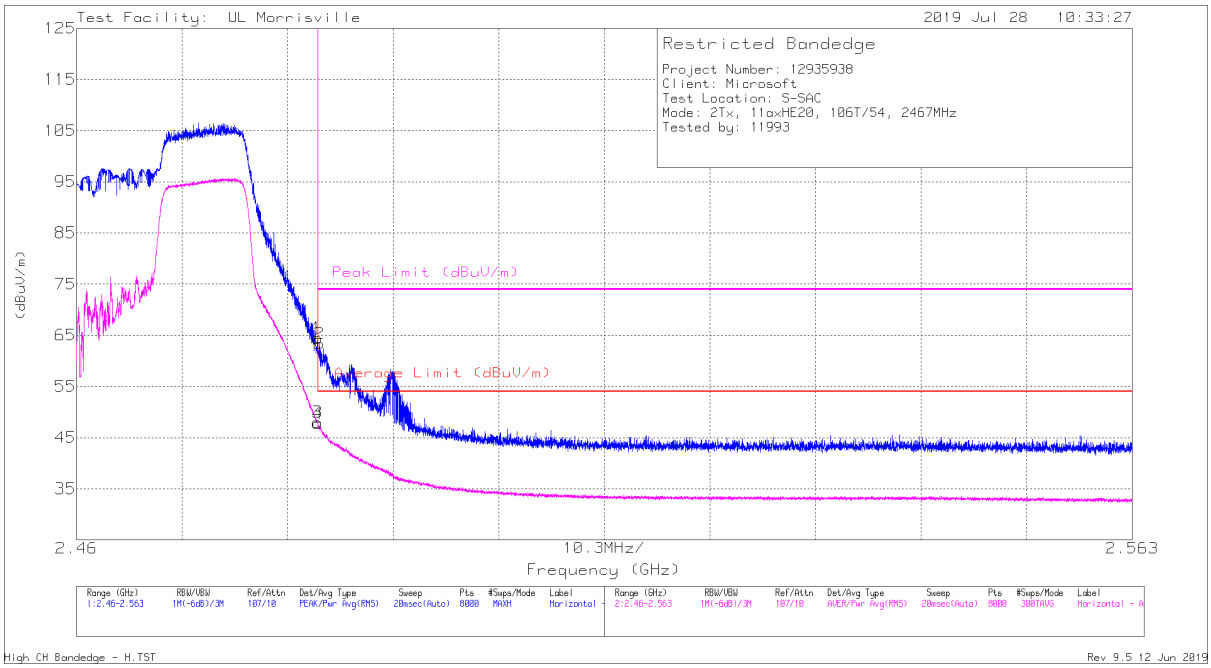

Marker	Frequency (GHz)	Meter Reading (dBuV)	Det	AT0072 (dB/m)	Amp/Cbl/Fltr/Pad (dB)	Corrected Reading (dBuV/m)	Average Limit (dBuV/m)	Margin (dB)	Peak Limit (dBuV/m)	PK Margin (dB)	Azimuth (Degs)	Height (cm)	Polarity
1	* ** 2.4835	56.63	Pk	32.3	-24.5	64.43	-	-	74	-9.57	250	395	H
2	* ** 2.48368	55.55	Pk	32.3	-24.5	63.35	-	-	74	-10.65	250	395	H
3	* ** 2.4835	40.23	RMS	32.3	-24.5	48.03	54	-5.97	-	-	250	395	H
4	* ** 2.48354	39.98	RMS	32.3	-24.5	47.78	54	-6.22	-	-	250	395	H

* - indicates frequency in CFR47 Pt 15 / IC RSS-Restricted Band
** - indicates frequency in Taiwan NCC LP0002 Restricted Band
Pk - Peak detector
RMS - RMS detection

UL LLC
12 Laboratory Dr., RTP, NC 27709; USA TEL:(919) 549-1400
This report shall not be reproduced except in full, without the written approval of UL LLC

VERTICAL RESULT

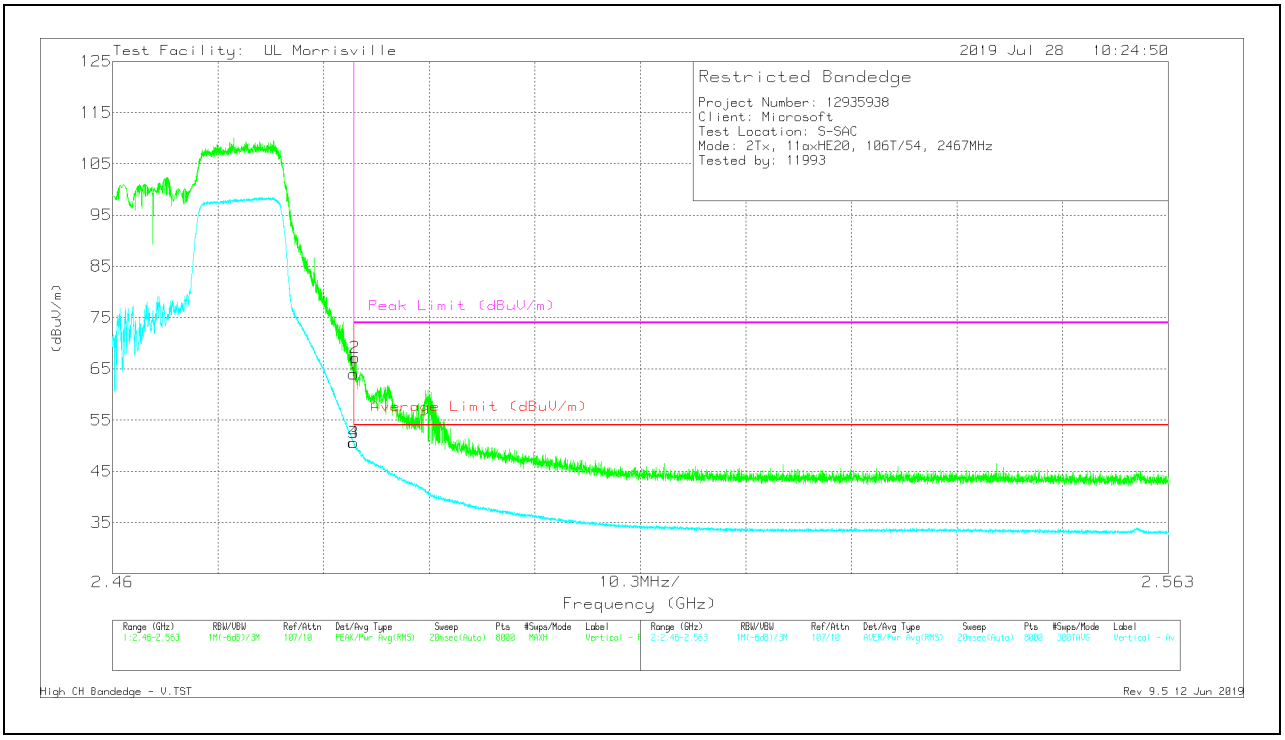

Marker	Frequency (GHz)	Meter Reading (dBuV)	Det	AT0072 (dB/m)	Amp/Cbl/Fltr/Pad (dB)	Corrected Reading (dBuV/m)	Average Limit (dBuV/m)	Margin (dB)	Peak Limit (dBuV/m)	PK Margin (dB)	Azimuth (Degs)	Height (cm)	Polarity
1	* ** 2.4835	56.24	Pk	32.3	-24.5	64.04	-	-	74	-9.96	191	396	V
2	* ** 2.48367	59.35	Pk	32.3	-24.5	67.15	-	-	74	-6.85	191	396	V
3	* ** 2.4835	42.79	RMS	32.3	-24.5	50.59	54	-3.41	-	-	191	396	V
4	* ** 2.48351	42.8	RMS	32.3	-24.5	50.6	54	-3.4	-	-	191	396	V

* - indicates frequency in CFR47 Pt 15 / IC RSS-Restricted Band
** - indicates frequency in Taiwan NCC LP0002 Restricted Band
Pk - Peak detector
RMS - RMS detection

UL LLC
12 Laboratory Dr., RTP, NC 27709; USA TEL:(919) 549-1400
This report shall not be reproduced except in full, without the written approval of UL LLC

BANDEDGE (HIGH CHANNEL, CH 13)

HORIZONTAL RESULT

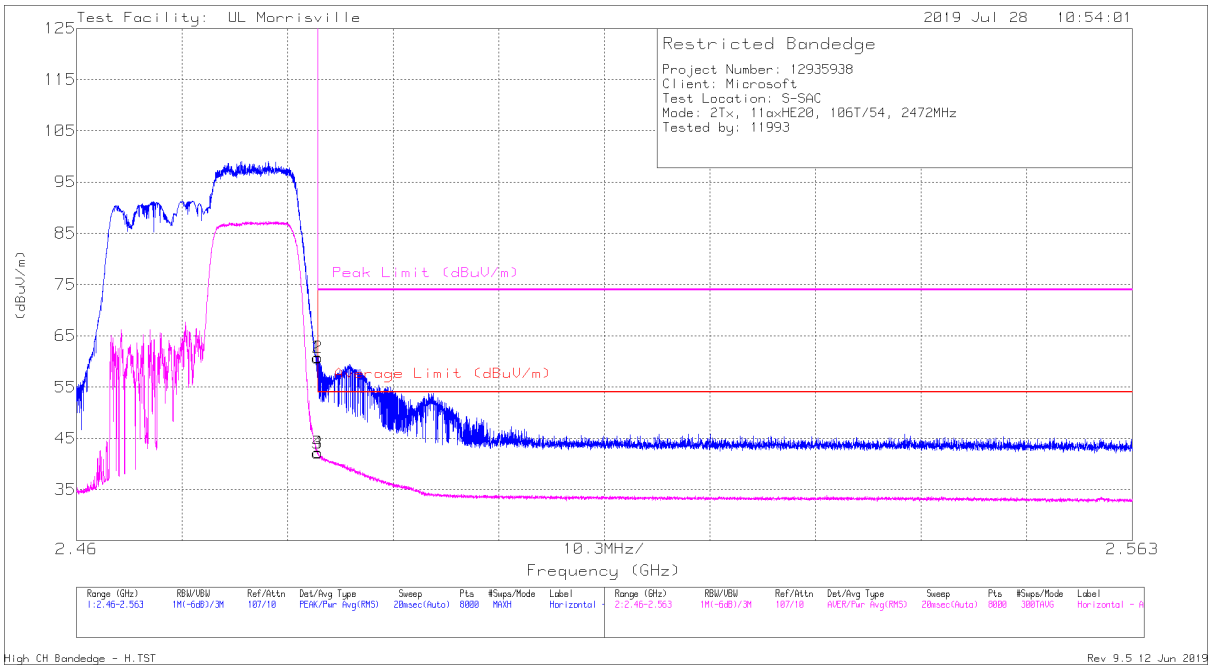

Marker	Frequency (GHz)	Meter Reading (dBuV)	Det	AT0072 (dB/m)	Amp/Cbl/Fltr/Pad (dB)	Corrected Reading (dBuV/m)	Average Limit (dBuV/m)	Margin (dB)	Peak Limit (dBuV/m)	PK Margin (dB)	Azimuth (Degs)	Height (cm)	Polarity
1	* ** 2.4835	52.91	Pk	32.3	-24.5	60.71	-	-	74	-13.29	238	245	H
2	* ** 2.48351	52.98	Pk	32.3	-24.5	60.78	-	-	74	-13.22	238	245	H
3	* ** 2.4835	34.34	RMS	32.3	-24.5	42.14	54	-11.86	-	-	238	245	H
4	* ** 2.48354	34.44	RMS	32.3	-24.5	42.24	54	-11.76	-	-	238	245	H

* - indicates frequency in CFR47 Pt 15 / IC RSS-Restricted Band
** - indicates frequency in Taiwan NCC LP0002 Restricted Band
Pk - Peak detector
RMS - RMS detection

UL LLC
12 Laboratory Dr., RTP, NC 27709; USA TEL:(919) 549-1400
This report shall not be reproduced except in full, without the written approval of UL LLC

VERTICAL RESULT

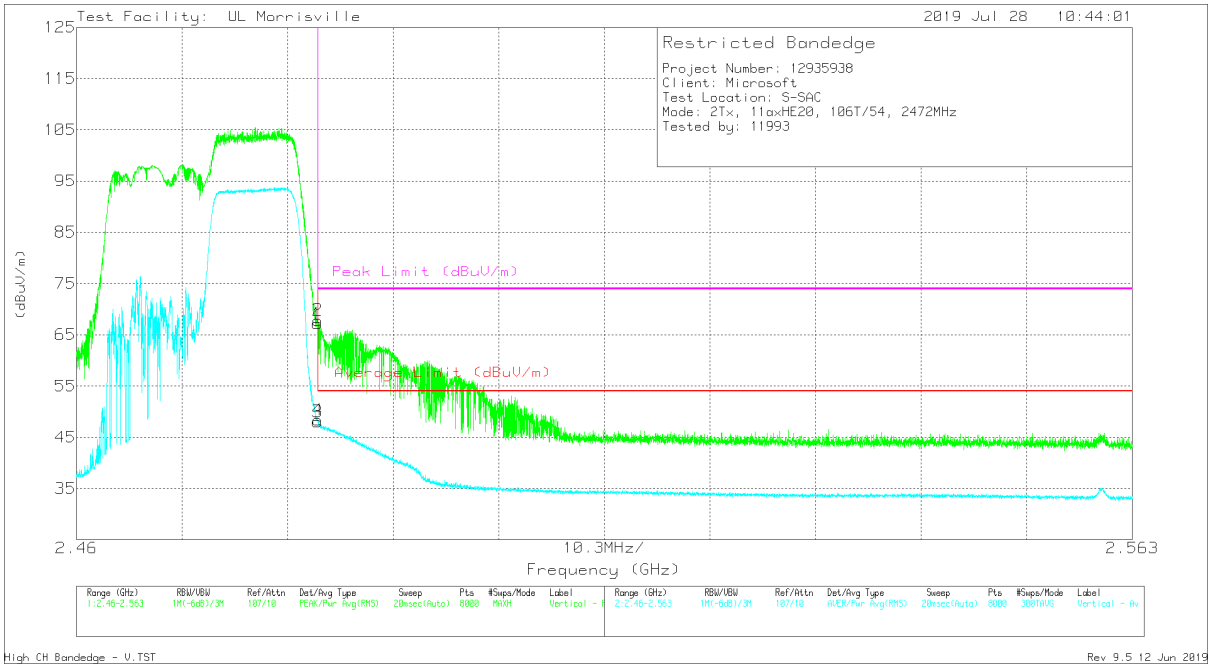

Marker	Frequency (GHz)	Meter Reading (dBuV)	Det	AT0072 (dB/m)	Amp/Cbl/Fltr/Pad (dB)	Corrected Reading (dBuV/m)	Average Limit (dBuV/m)	Margin (dB)	Peak Limit (dBuV/m)	PK Margin (dB)	Azimuth (Degs)	Height (cm)	Polarity
1	* ** 2.4835	59.4	Pk	32.3	-24.5	67.2	-	-	74	-6.8	205	191	V
2	* ** 2.48353	60.04	Pk	32.3	-24.5	67.84	-	-	74	-6.16	205	191	V
3	* ** 2.4835	40.24	RMS	32.3	-24.5	48.04	54	-5.96	-	-	205	191	V
4	* ** 2.48353	40.6	RMS	32.3	-24.5	48.4	54	-5.6	-	-	205	191	V

* - indicates frequency in CFR47 Pt 15 / IC RSS-Restricted Band
** - indicates frequency in Taiwan NCC LP0002 Restricted Band
Pk - Peak detector
RMS - RMS detection

UL LLC
12 Laboratory Dr., RTP, NC 27709; USA
TEL:(919) 549-1400

This report shall not be reproduced except in full, without the written approval of UL LLC

2TXChain 0 +Chain 1 MODE: 52-Tones, RU index 37

BANDEDGE (LOW CHANNEL, CH 1)

HORIZONTAL RESULT

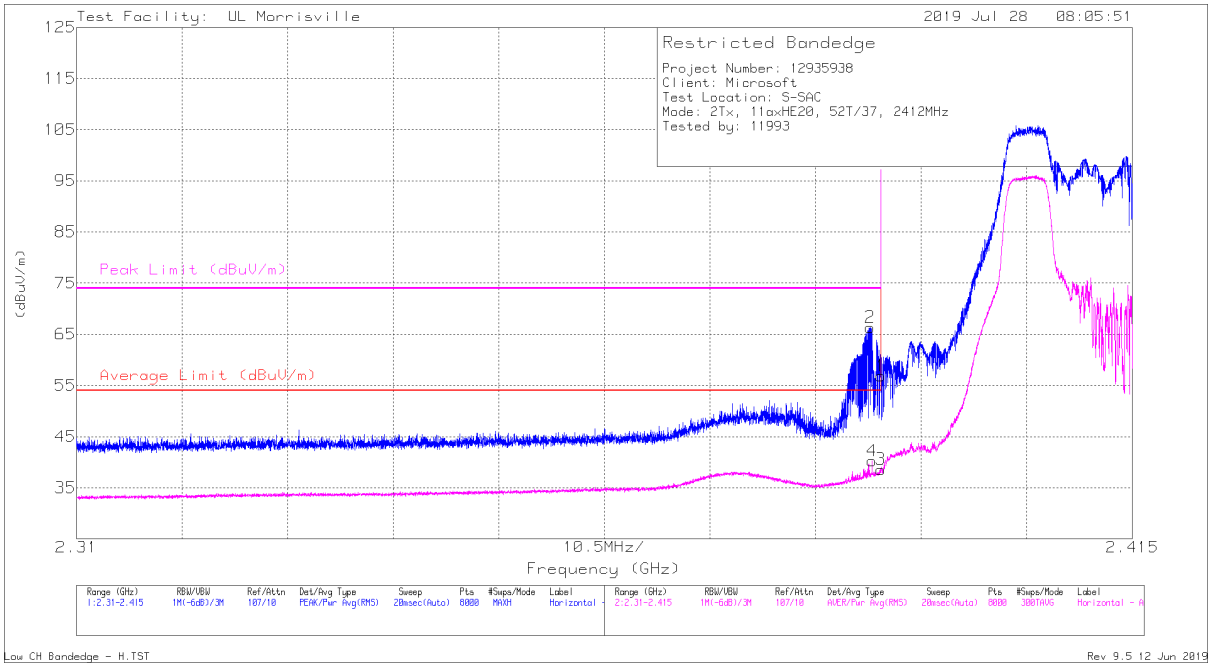

Marker	Frequency (GHz)	Meter Reading (dBuV)	Det	AT0072 (dB/m)	Amp/Cbl/Fltr/Pad (dB)	Corrected Reading (dBuV/m)	Average Limit (dBuV/m)	Margin (dB)	Peak Limit (dBuV/m)	PK Margin (dB)	Azimuth (Degs)	Height (cm)	Polarity
1	* ** 2.39	48.99	Pk	31.9	-24	56.89	-	-	74	-17.11	40	271	H
2	* ** 2.38891	58.46	Pk	31.9	-24	66.36	-	-	74	-7.64	40	271	H
3	* ** 2.39	30.7	RMS	31.9	-24	38.6	54	-15.4	-	-	40	271	H
4	* ** 2.3891	32.38	RMS	31.9	-24	40.28	54	-13.72	-	-	40	271	H

* - indicates frequency in CFR47 Pt 15 / IC RSS-Restricted Band
** - indicates frequency in Taiwan NCC LP0002 Restricted Band
Pk - Peak detector
RMS - RMS detection

UL LLC
12 Laboratory Dr., RTP, NC 27709; USA TEL:(919) 549-1400
This report shall not be reproduced except in full, without the written approval of UL LLC

VERTICAL RESULT

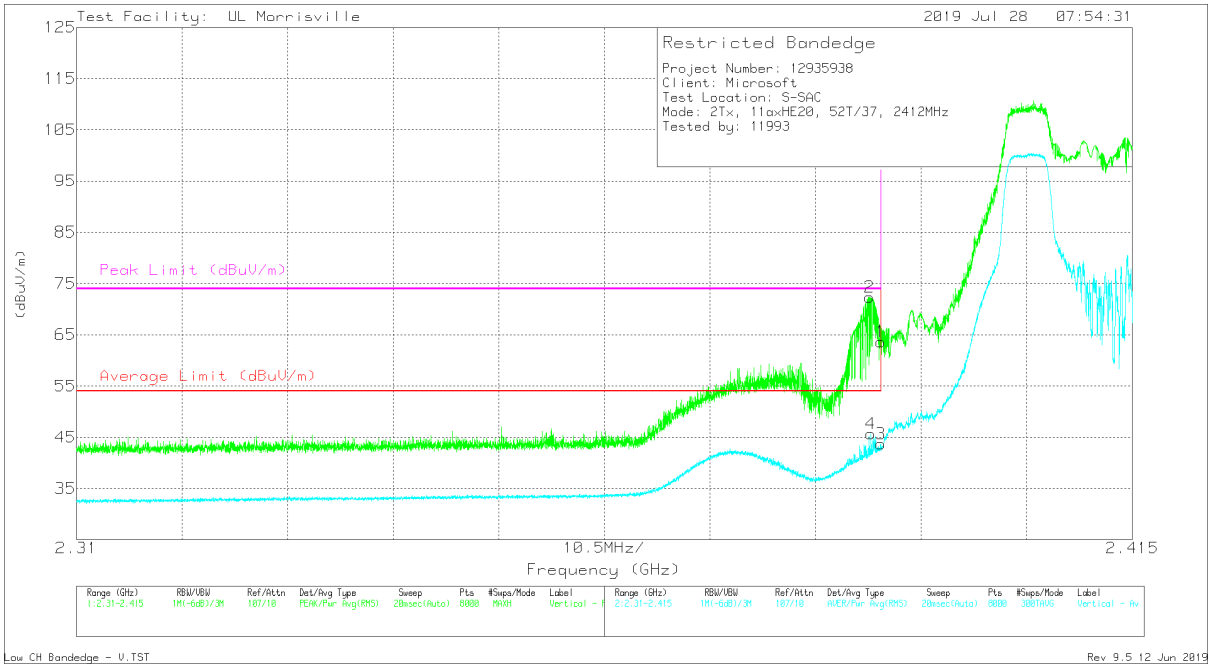

Marker	Frequency (GHz)	Meter Reading (dBuV)	Det	AT0072 (dB/m)	Amp/Cbl/Fltr/Pad (dB)	Corrected Reading (dBuV/m)	Average Limit (dBuV/m)	Margin (dB)	Peak Limit (dBuV/m)	PK Margin (dB)	Azimuth (Degs)	Height (cm)	Polarity
1	* ** 2.39	55.75	Pk	31.9	-24	63.65	-	-	74	-10.35	235	209	V
2	* ** 2.38885	64.47	Pk	31.9	-24	72.37	-	-	74	-1.63	235	209	V
3	* ** 2.39	35.78	RMS	31.9	-24	43.68	54	-10.32	-	-	235	209	V
4	* ** 2.389	37.75	RMS	31.9	-24	45.65	54	-8.35	-	-	235	209	V

* - indicates frequency in CFR47 Pt 15 / IC RSS-Restricted Band
** - indicates frequency in Taiwan NCC LP0002 Restricted Band
Pk - Peak detector
RMS - RMS detection

UL LLC
12 Laboratory Dr., RTP, NC 27709; USA
TEL:(919) 549-1400

This report shall not be reproduced except in full, without the written approval of UL LLC

2TXChain 0 +Chain 1 MODE: 52-Tones, RU index 40

BANDEDGE (HIGH CHANNEL, CH 12)

HORIZONTAL RESULT

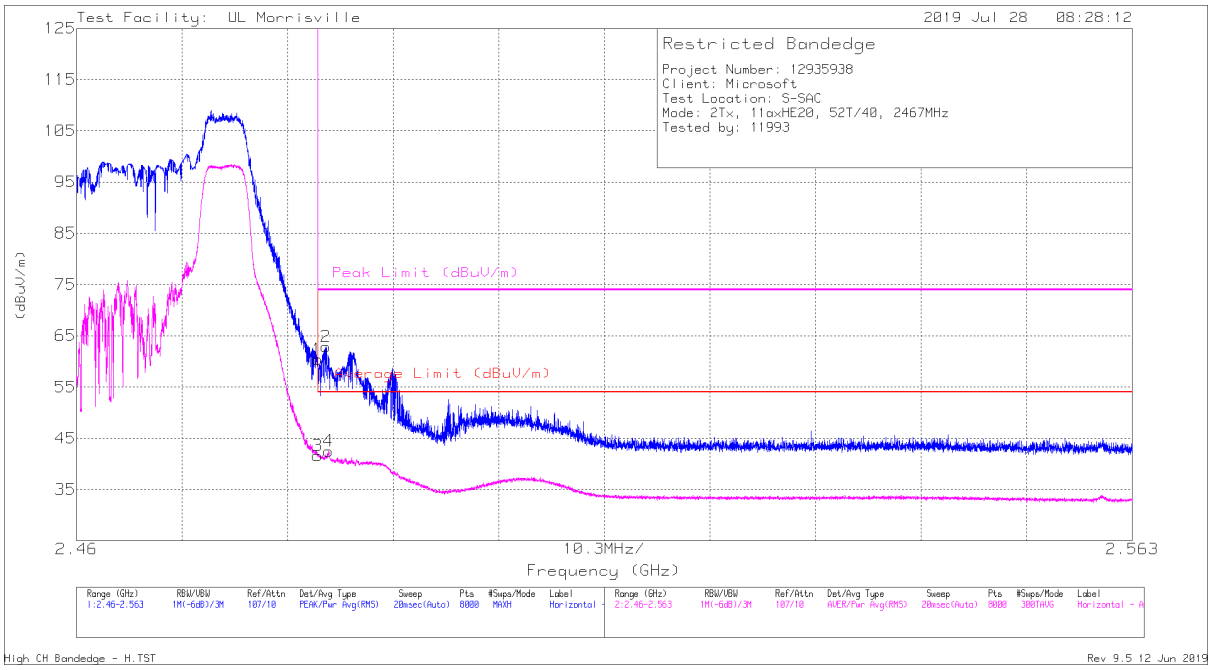

Marker	Frequency (GHz)	Meter Reading (dBuV)	Det	AT0072 (dB/m)	Amp/Cbl/ Fltr/Pad (dB)	Corrected Reading (dBuV/m)	Average Limit (dBuV/m)	Margin (dB)	Peak Limit (dBuV/m)	PK Margin (dB)	Azimuth (Degs)	Height (cm)	Polarity
1	* ** 2.4835	52.61	Pk	32.3	-24.5	60.41	-	-	74	-13.59	50	353	H
2	* ** 2.48433	55.07	Pk	32.3	-24.5	62.87	-	-	74	-11.13	50	353	H
3	* ** 2.4835	33.79	RMS	32.3	-24.5	41.59	54	-12.41	-	-	50	353	H
4	* ** 2.48457	34.71	RMS	32.3	-24.5	42.51	54	-11.49	-	-	50	353	H

* - indicates frequency in CFR47 Pt 15 / IC RSS-Restricted Band
** - indicates frequency in Taiwan NCC LP0002 Restricted Band
Pk - Peak detector
RMS - RMS detection

UL LLC
12 Laboratory Dr., RTP, NC 27709; USA TEL:(919) 549-1400
This report shall not be reproduced except in full, without the written approval of UL LLC

VERTICAL RESULT

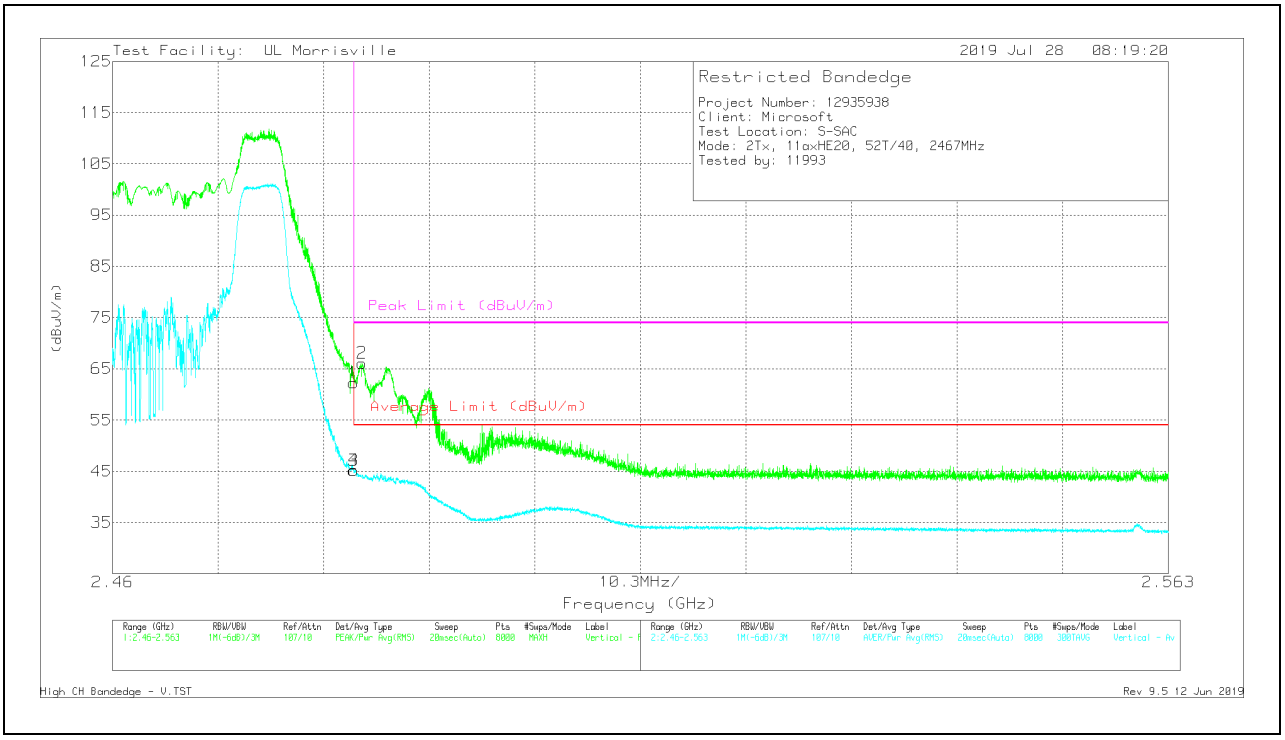

Marker	Frequency (GHz)	Meter Reading (dBuV)	Det	AT0072 (dB/m)	Amp/Cbl/Fltr/Pad (dB)	Corrected Reading (dBuV/m)	Average Limit (dBuV/m)	Margin (dB)	Peak Limit (dBuV/m)	PK Margin (dB)	Azimuth (Degs)	Height (cm)	Polarity
1	* ** 2.4835	54.43	Pk	32.3	-24.5	62.23	-	-	74	-11.77	66	230	V
2	* ** 2.48433	58.31	Pk	32.3	-24.5	66.11	-	-	74	-7.89	66	230	V
3	* ** 2.4835	37.41	RMS	32.3	-24.5	45.21	54	-8.79	-	-	66	230	V
4	* ** 2.48355	37.45	RMS	32.3	-24.5	45.25	54	-8.75	-	-	66	230	V

* - indicates frequency in CFR47 Pt 15 / IC RSS-Restricted Band
** - indicates frequency in Taiwan NCC LP0002 Restricted Band
Pk - Peak detector
RMS - RMS detection

UL LLC
12 Laboratory Dr., RTP, NC 27709; USA
TEL:(919) 549-1400

This report shall not be reproduced except in full, without the written approval of UL LLC

BANDEDGE (HIGH CHANNEL, CH 13)

HORIZONTAL RESULT

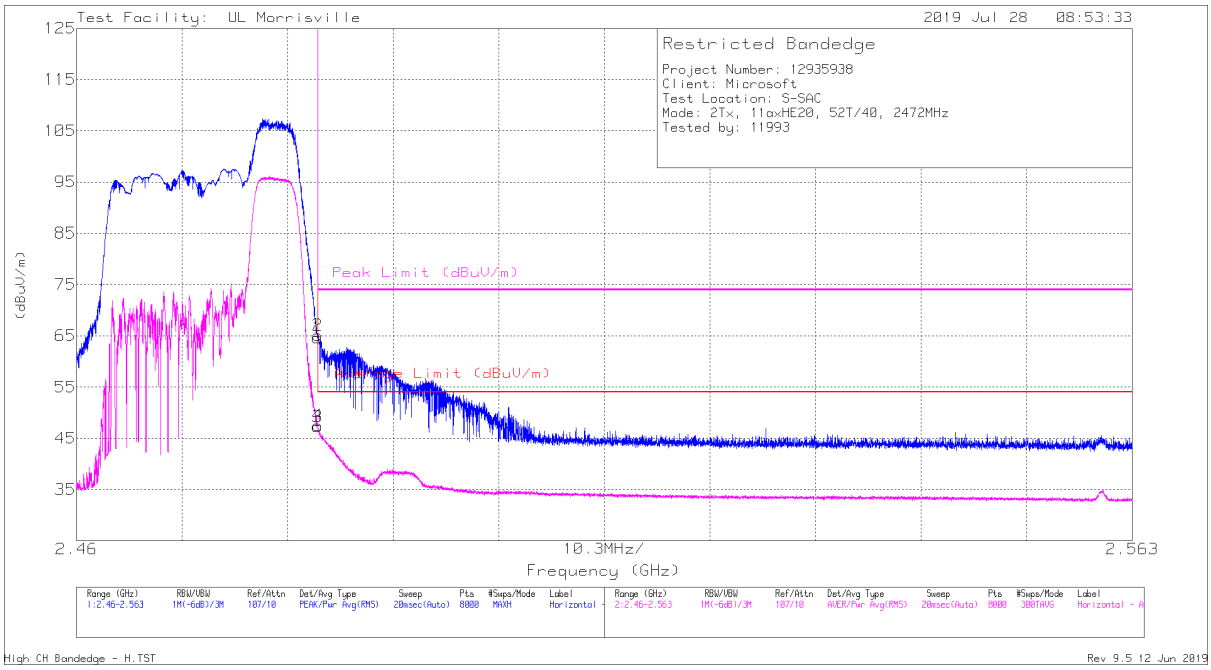

Marker	Frequency (GHz)	Meter Reading (dBuV)	Det	AT0072 (dB/m)	Amp/Cbl/Fltr/Pad (dB)	Corrected Reading (dBuV/m)	Average Limit (dBuV/m)	Margin (dB)	Peak Limit (dBuV/m)	PK Margin (dB)	Azimuth (Degs)	Height (cm)	Polarity
1	* ** 2.4835	56.84	Pk	32.3	-24.5	64.64	-	-	74	-9.36	95	383	H
2	* ** 2.48351	57.27	Pk	32.3	-24.5	65.07	-	-	74	-8.93	95	383	H
3	* ** 2.4835	39.5	RMS	32.3	-24.5	47.3	54	-6.7	-	-	95	383	H
4	* ** 2.48353	39.71	RMS	32.3	-24.5	47.51	54	-6.49	-	-	95	383	H

* - indicates frequency in CFR47 Pt 15 / IC RSS-Restricted Band
** - indicates frequency in Taiwan NCC LP0002 Restricted Band
Pk - Peak detector
RMS - RMS detection

UL LLC
12 Laboratory Dr., RTP, NC 27709; USA TEL:(919) 549-1400
This report shall not be reproduced except in full, without the written approval of UL LLC

VERTICAL RESULT

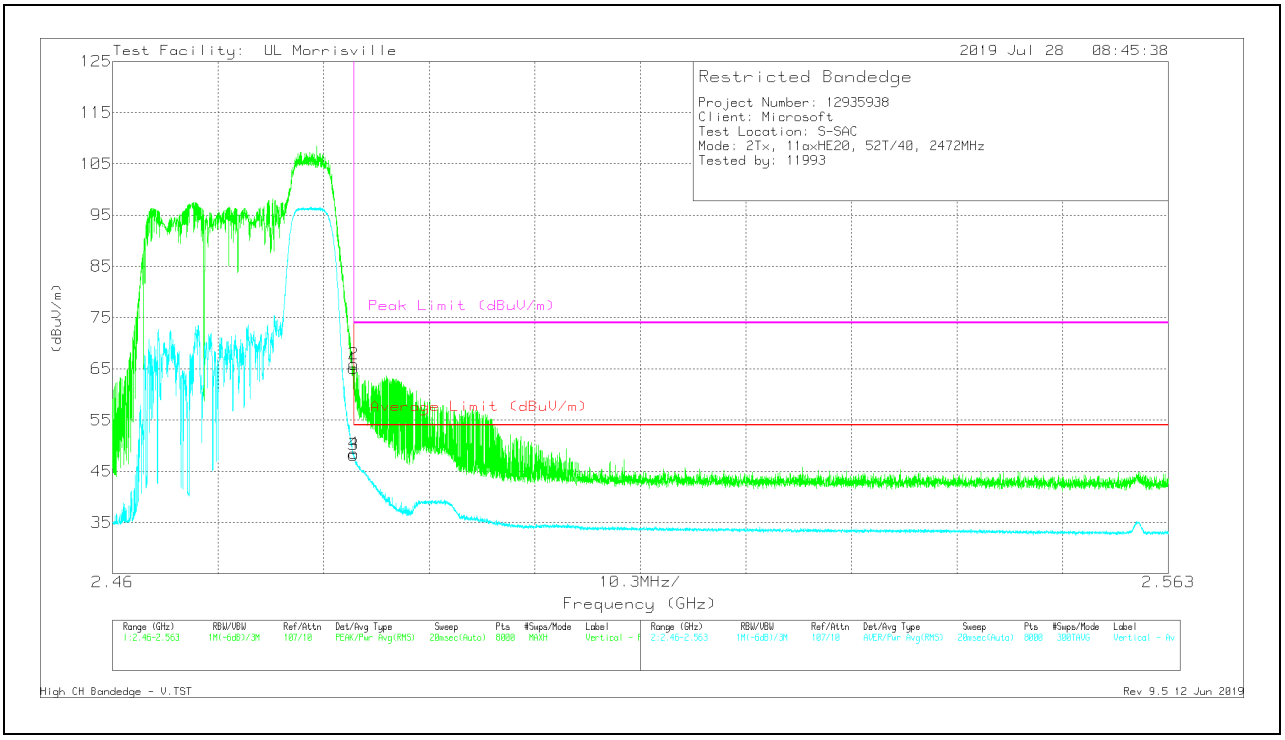

Marker	Frequency (GHz)	Meter Reading (dBuV)	Det	AT0072 (dB/m)	Amp/Cbl/Fltr/Pad (dB)	Corrected Reading (dBuV/m)	Average Limit (dBuV/m)	Margin (dB)	Peak Limit (dBuV/m)	PK Margin (dB)	Azimuth (Degs)	Height (cm)	Polarity
1	* ** 2.4835	57.32	Pk	32.3	-24.5	65.12	-	-	74	-8.88	186	166	V
2	* ** 2.48351	58.1	Pk	32.3	-24.5	65.9	-	-	74	-8.1	186	166	V
3	* ** 2.4835	40.41	RMS	32.3	-24.5	48.21	54	-5.79	-	-	186	166	V
4	* ** 2.48354	40.7	RMS	32.3	-24.5	48.5	54	-5.5	-	-	186	166	V

* - indicates frequency in CFR47 Pt 15 / IC RSS-Restricted Band
** - indicates frequency in Taiwan NCC LP0002 Restricted Band
Pk - Peak detector
RMS - RMS detection

UL LLC
12 Laboratory Dr., RTP, NC 27709; USA TEL:(919) 549-1400
This report shall not be reproduced except in full, without the written approval of UL LLC

HARMONICS AND SPURIOUS EMISSIONS

2TXChain 0 +Chain 1 MODE: 52-Tones, RU index 38

Note – Radiated Spurious plots were run with all channels set to mid channel power settings.

LOW CHANNEL, CH 1 RESULTS

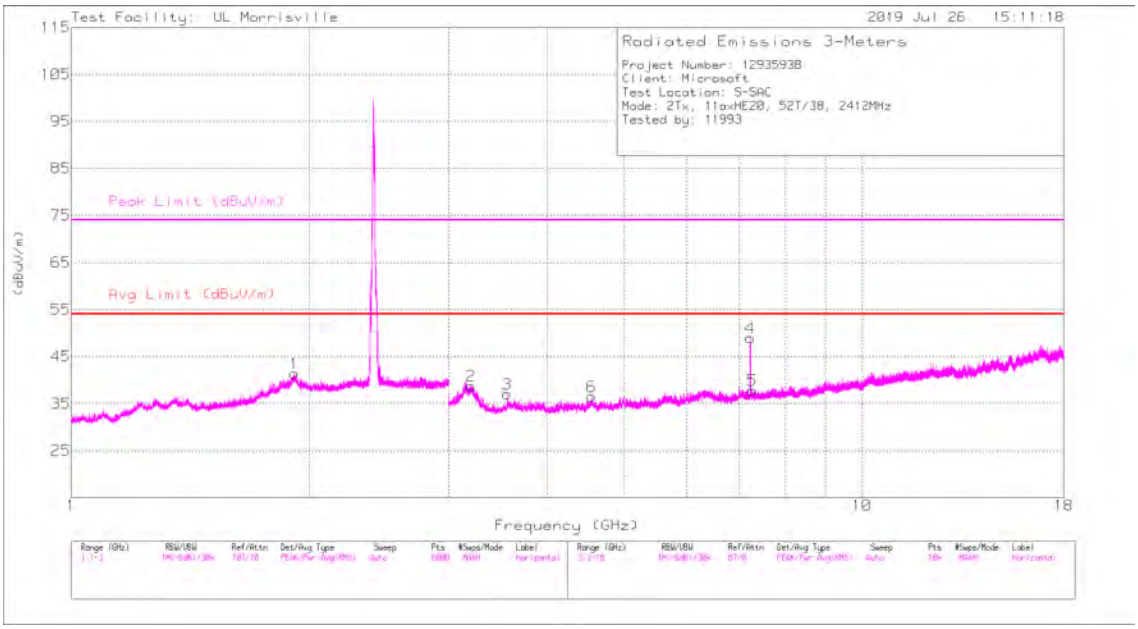

HORIZONTAL

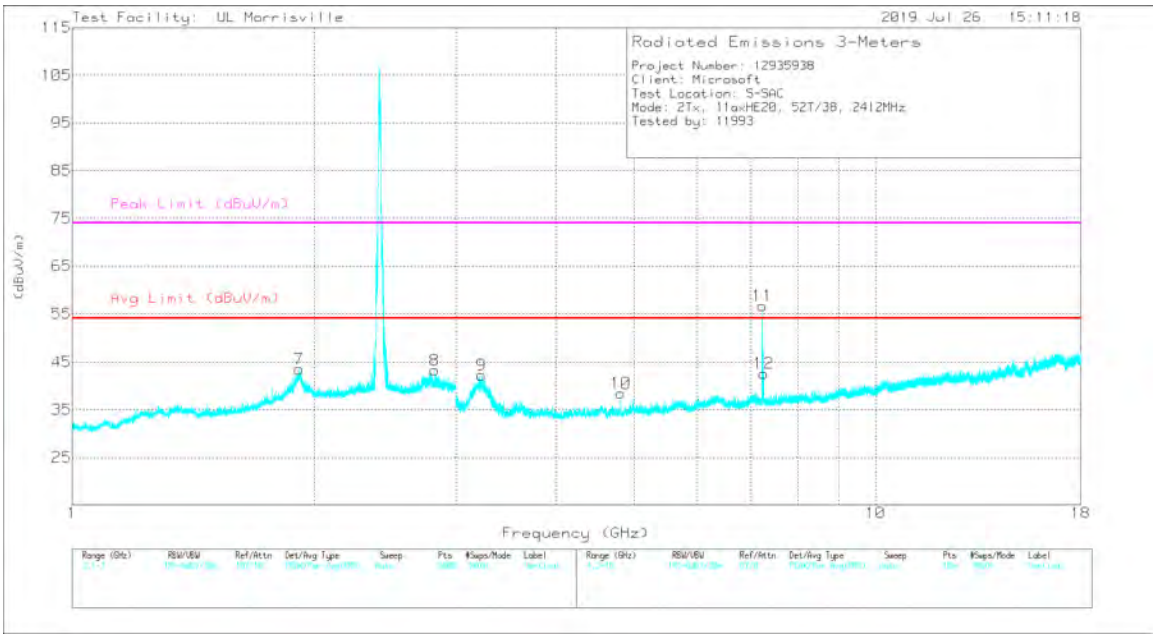

VERTICAL

UL LLC
12 Laboratory Dr., RTP, NC 27709; USA TEL:(919) 549-1400
This report shall not be reproduced except in full, without the written approval of UL LLC

RADIATED EMISSIONS

Marker	Frequency (GHz)	Meter Reading (dBuV)	Det	AT0072 (dB/m)	Amp/Cbl/Fltr/Pad (dB)	Corrected Reading (dBuV/m)	Avg Limit (dBuV/m)	Margin (dB)	Peak Limit (dBuV/m)	PK Margin (dB)	Azimuth (Degs)	Height (cm)	Polarity
1	** 1.9153	40.73	PK2	31.1	-22.4	49.43	-	-	74	-24.57	335	115	H
	** 1.91553	28.52	MAv1	31.1	-22.4	37.22	54	-16.78	-	-	335	115	H
7	** 1.91466	42.76	PK2	31.1	-22.4	51.46	-	-	74	-22.54	91	229	V
	** 1.913	30.76	MAv1	31.1	-22.4	39.46	54	-14.54	-	-	91	229	V
8	* ** 2.82592	44.01	PK2	32.1	-25.9	50.21	-	-	74	-23.79	102	208	V
	* ** 2.82578	32.21	MAv1	32.1	-25.9	38.41	54	-15.59	-	-	102	208	V
3	* ** 3.55955	42.51	PK2	33	-32.2	43.31	-	-	74	-30.69	292	160	H
	* ** 3.56146	30.41	MAv1	33	-32.2	31.21	54	-22.79	-	-	292	160	H
5	* ** 7.26303	36.68	PK2	35.7	-27.6	44.78	-	-	74	-29.22	19	201	H
	* ** 7.26466	24.01	MAv1	35.7	-27.6	32.11	54	-21.89	-	-	19	201	H
6	* ** 4.55339	40.12	PK2	34.1	-31.4	42.82	-	-	74	-31.18	222	382	H
	* ** 4.55307	28.22	MAv1	34.1	-31.4	30.92	54	-23.08	-	-	222	382	H
10	* ** 4.81727	44.48	PK2	34.1	-30.9	47.68	-	-	74	-26.32	47	261	V
	* ** 4.81776	33.44	MAv1	34.1	-30.9	36.64	54	-17.36	-	-	47	261	V
12	* ** 7.47375	35.55	PK2	35.8	-27.9	43.45	-	-	74	-30.55	349	204	V
	* ** 7.5165	24.52	MAv1	35.8	-28	32.32	54	-21.68	-	-	349	204	V
2	3.20251	38.33	Pk	33.1	-32.6	38.83	-	-	-	-	0-360	199	H
9	3.23418	42.06	Pk	33.1	-32.9	42.26	-	-	-	-	0-360	199	V
4	7.2244	41.16	Pk	35.7	-27.9	48.96	-	-	-	-	0-360	199	H
11	7.2269	48.78	Pk	35.7	-27.8	56.68	-	-	-	-	0-360	199	V

* - indicates frequency in CFR47 Pt 15 / IC RSS-Restricted Band
** - indicates frequency in Taiwan NCC LP0002 Restricted Band
PK2 - Maximum Peak
MAv1 - Maximum RMS Average
Pk - Peak detector

UL LLC
12 Laboratory Dr., RTP, NC 27709; USA TEL:(919) 549-1400
This report shall not be reproduced except in full, without the written approval of UL LLC

MID CHANNEL, CH 6 RESULTS

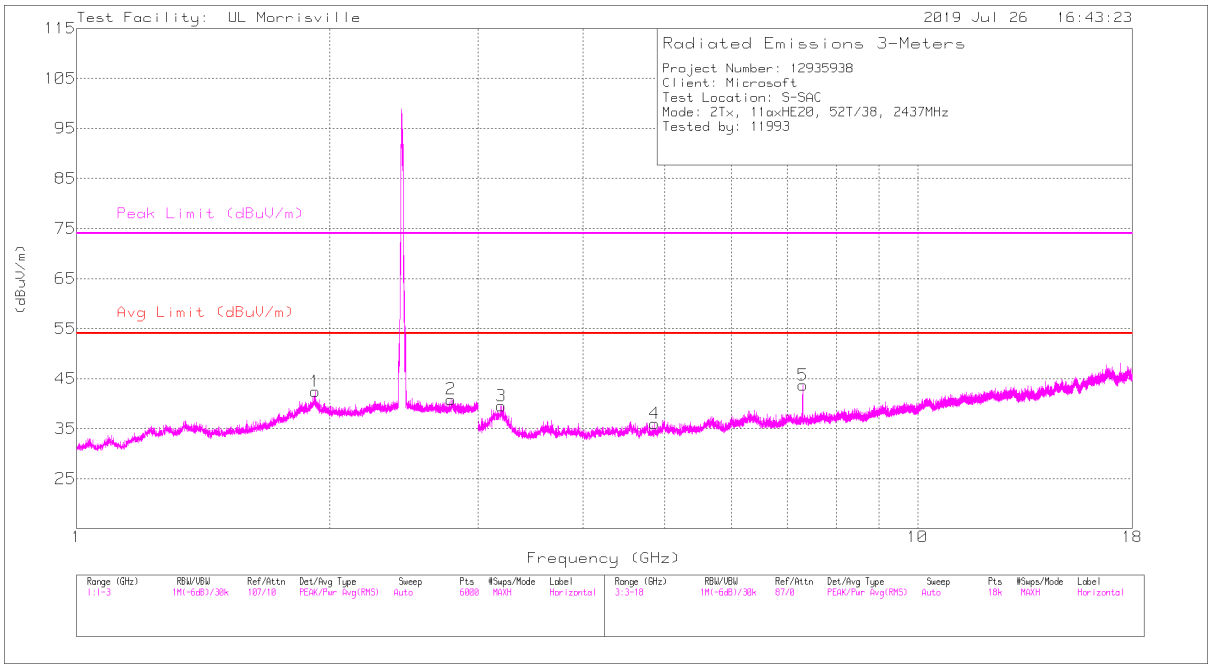

HORIZONTAL

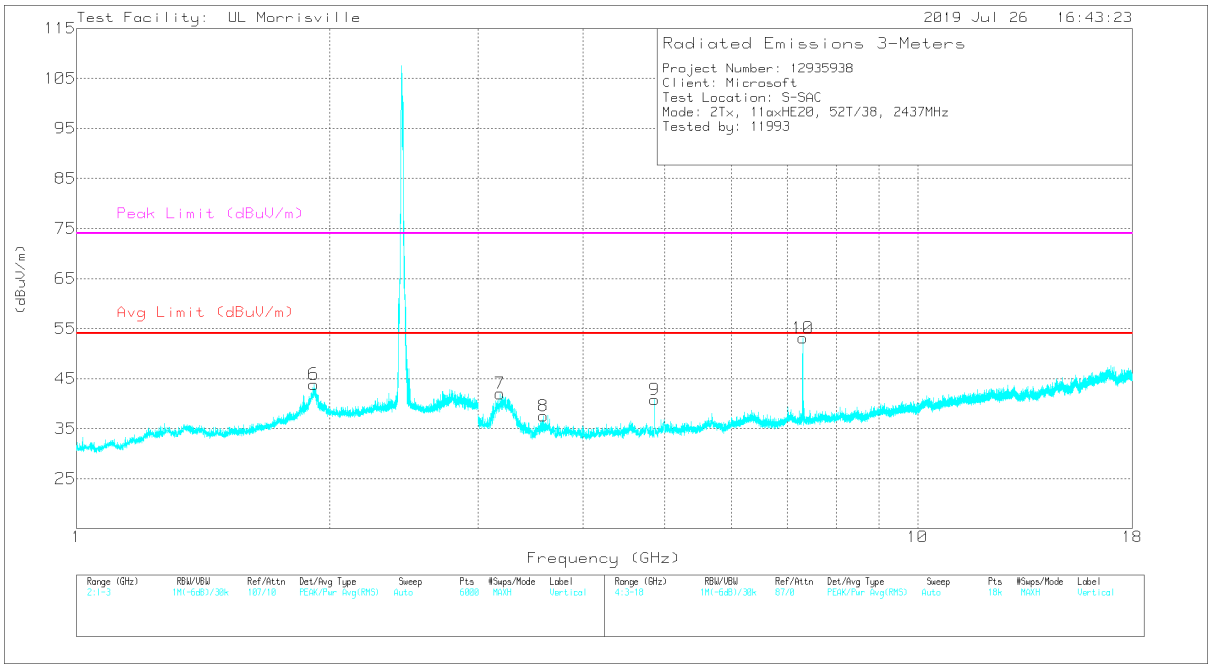

VERTICAL

UL LLC
12 Laboratory Dr., RTP, NC 27709; USA
TEL:(919) 549-1400

This report shall not be reproduced except in full, without the written approval of UL LLC

RADIATED EMISSIONS

Marker	Frequency (GHz)	Meter Reading (dBuV)	Det	AT0072 (dB/m)	Amp/Cbl/Fltr/Pad (dB)	Corrected Reading (dBuV/m)	Avg Limit (dBuV/m)	Margin (dB)	Peak Limit (dBuV/m)	PK Margin (dB)	Azimuth (Degs)	Height (cm)	Polarity
1	** 1.92053	40.43	PK2	31.2	-22.4	49.23	-	-	74	-24.77	334	116	H
	** 1.92052	28.43	MAv1	31.2	-22.4	37.23	54	-16.77	-	-	334	116	H
2	* ** 2.78809	41.59	PK2	32.2	-25.8	47.99	-	-	74	-26.01	146	174	H
	* ** 2.78736	30.32	MAv1	32.2	-25.9	36.62	54	-17.38	-	-	146	174	H
6	** 1.9153	43.44	PK2	31.1	-22.4	52.14	-	-	74	-21.86	92	236	V
	** 1.91603	30.67	MAv1	31.1	-22.4	39.37	54	-14.63	-	-	92	236	V
4	* ** 4.86822	41.3	PK2	34	-30.7	44.6	-	-	74	-29.4	327	269	H
	* ** 4.86779	29.67	MAv1	34	-30.7	32.97	54	-21.03	-	-	327	269	H
5	* ** 7.30099	48.74	PK2	35.7	-27.4	57.04	-	-	74	-16.96	309	325	H
	* ** 7.30087	36.88	MAv1	35.7	-27.4	45.18	54	-8.82	-	-	309	325	H
10	* ** 7.29951	53.63	PK2	35.7	-27.4	61.93	-	-	74	-12.07	340	231	V
	* ** 7.30016	41.17	MAv1	35.7	-27.4	49.47	54	-4.53	-	-	340	231	V
8	* ** 3.5896	43.13	PK2	32.9	-31.9	44.13	-	-	74	-29.87	105	227	V
	* ** 3.59116	31.42	MAv1	32.9	-31.9	32.42	54	-21.58	-	-	105	227	V
9	* ** 4.86763	46.14	PK2	34	-30.7	49.44	-	-	74	-24.56	11	264	V
	* ** 4.86793	34.85	MAv1	34	-30.7	38.15	54	-15.85	-	-	11	264	V
7	3.19001	41.41	Pk	33.1	-32.5	42.01	-	-	-	-	0-360	199	V
3	3.19751	38.93	Pk	33.1	-32.5	39.53	-	-	-	-	0-360	101	H

* - indicates frequency in CFR47 Pt 15 / IC RSS-Restricted Band
** - indicates frequency in Taiwan NCC LP0002 Restricted Band
PK2 - Maximum Peak
MAv1 - Maximum RMS Average
Pk - Peak detector

UL LLC
12 Laboratory Dr., RTP, NC 27709; USA TEL:(919) 549-1400
This report shall not be reproduced except in full, without the written approval of UL LLC

HIGH CHANNEL, CH 13 RESULTS

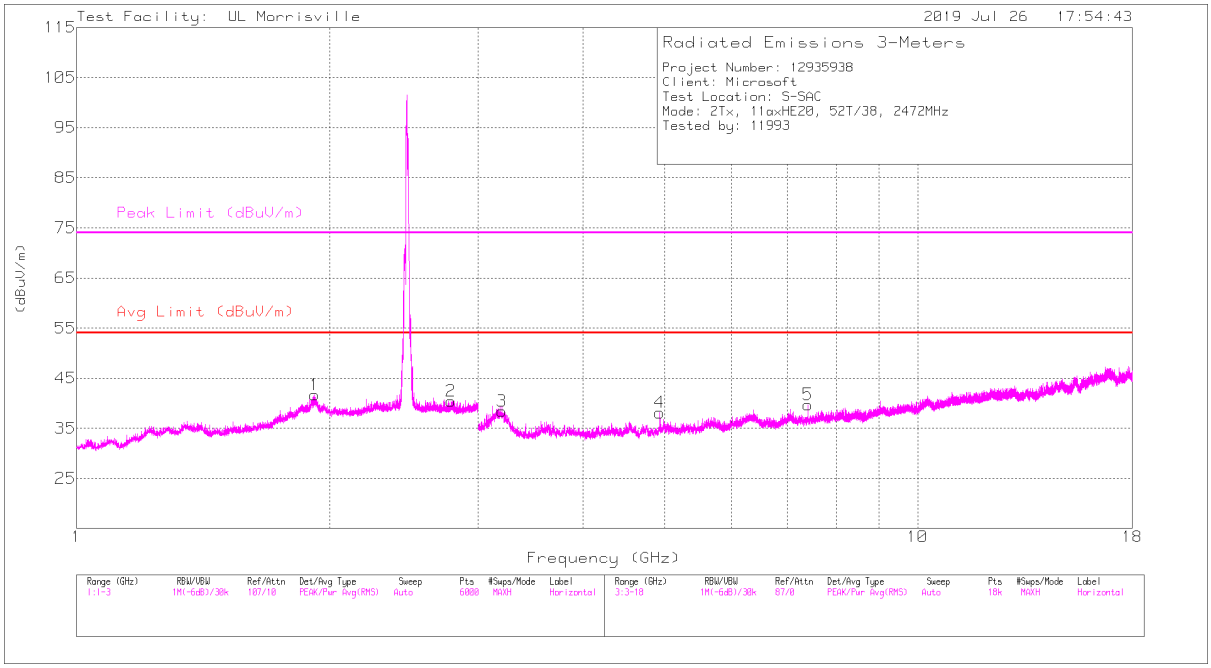

HORIZONTAL

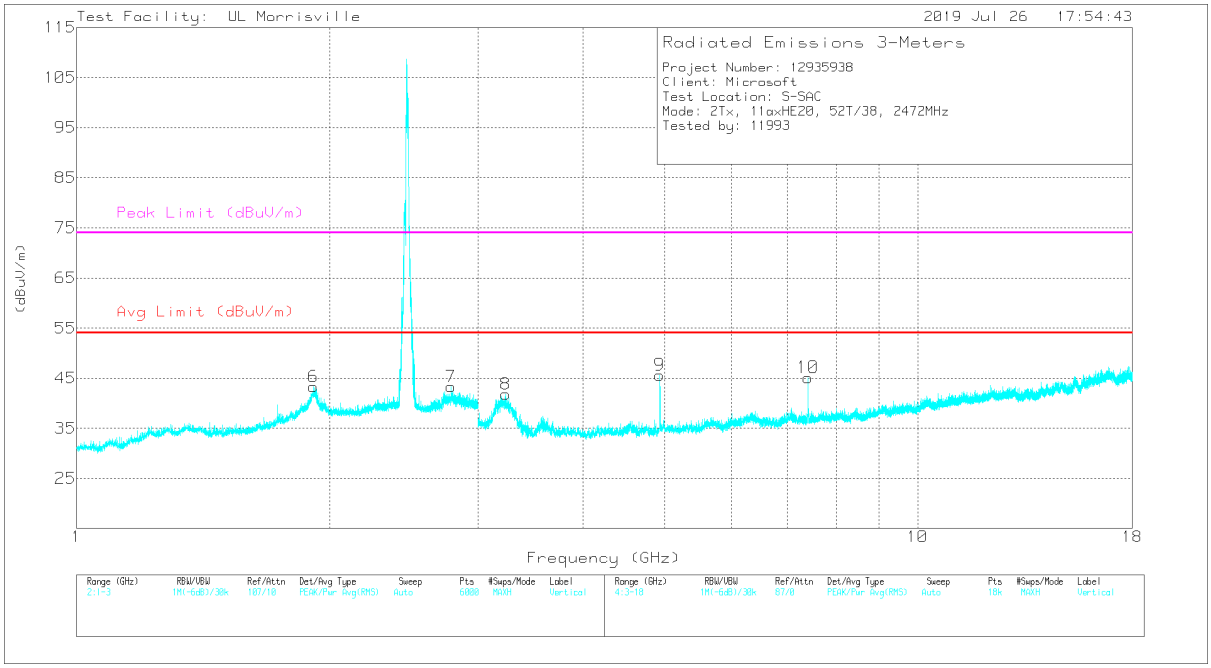

VERTICAL

UL LLC
12 Laboratory Dr., RTP, NC 27709; USA
TEL:(919) 549-1400

This report shall not be reproduced except in full, without the written approval of UL LLC

RADIATED EMISSIONS

Marker	Frequency (GHz)	Meter Reading (dBuV)	Det	AT0072 (dB/m)	Amp/Cbl/Fltr/Pad (dB)	Corrected Reading (dBuV/m)	Avg Limit (dBuV/m)	Margin (dB)	Peak Limit (dBuV/m)	PK Margin (dB)	Azimuth (Degs)	Height (cm)	Polarity
1	** 1.91676	40.29	PK2	31.2	-22.4	49.09	-	-	74	-24.91	335	120	H
	** 1.91619	28.28	MAv1	31.1	-22.4	36.98	54	-17.02	-	-	335	120	H
2	* ** 2.78834	41.67	PK2	32.2	-25.8	48.07	-	-	74	-25.93	141	177	H
	* ** 2.78826	29.41	MAv1	32.2	-25.8	35.81	54	-18.19	-	-	141	177	H
6	** 1.91167	42.68	PK2	31.1	-22.4	51.38	-	-	74	-22.62	88	234	V
	** 1.91102	30.69	MAv1	31.1	-22.4	39.39	54	-14.61	-	-	88	234	V
7	* ** 2.78987	44.2	PK2	32.2	-25.8	50.6	-	-	74	-23.4	101	194	V
	* ** 2.78952	32.02	MAv1	32.2	-25.8	38.42	54	-15.58	-	-	101	194	V
4	* ** 4.93751	45.74	PK2	34	-30.9	48.84	-	-	74	-25.16	325	272	H
	* ** 4.93731	33.26	MAv1	34	-30.9	36.36	54	-17.64	-	-	325	272	H
5	* ** 7.40711	42.39	PK2	35.8	-27.6	50.59	-	-	74	-23.41	68	300	H
	* ** 7.40638	28.39	MAv1	35.8	-27.6	36.59	54	-17.41	-	-	68	300	H
9	* ** 4.9378	53.84	PK2	34	-30.9	56.94	-	-	74	-17.06	48	257	V
	* ** 4.93756	40.27	MAv1	34	-30.9	43.37	54	-10.63	-	-	48	257	V
10	* ** 7.40505	47.62	PK2	35.8	-27.6	55.82	-	-	74	-18.18	31	234	V
	* ** 7.40529	34.14	MAv1	35.8	-27.6	42.34	54	-11.66	-	-	31	234	V
3	3.20251	37.94	Pk	33.1	-32.6	38.44	-	-	-	-	0-360	199	H
8	3.23585	41.6	Pk	33.1	-32.9	41.8	-	-	-	-	0-360	199	V

* - indicates frequency in CFR47 Pt 15 / IC RSS-Restricted Band
** - indicates frequency in Taiwan NCC LP0002 Restricted Band
PK2 - Maximum Peak
MAv1 - Maximum RMS Average
Pk - Peak detector

UL LLC
12 Laboratory Dr., RTP, NC 27709; USA TEL:(919) 549-1400
This report shall not be reproduced except in full, without the written approval of UL LLC

2TXChain 0 +Chain 1 MODE: 26-Tones, RU index 0

BANDEDGE (LOW CHANNEL, CH 1)

HORIZONTAL RESULT

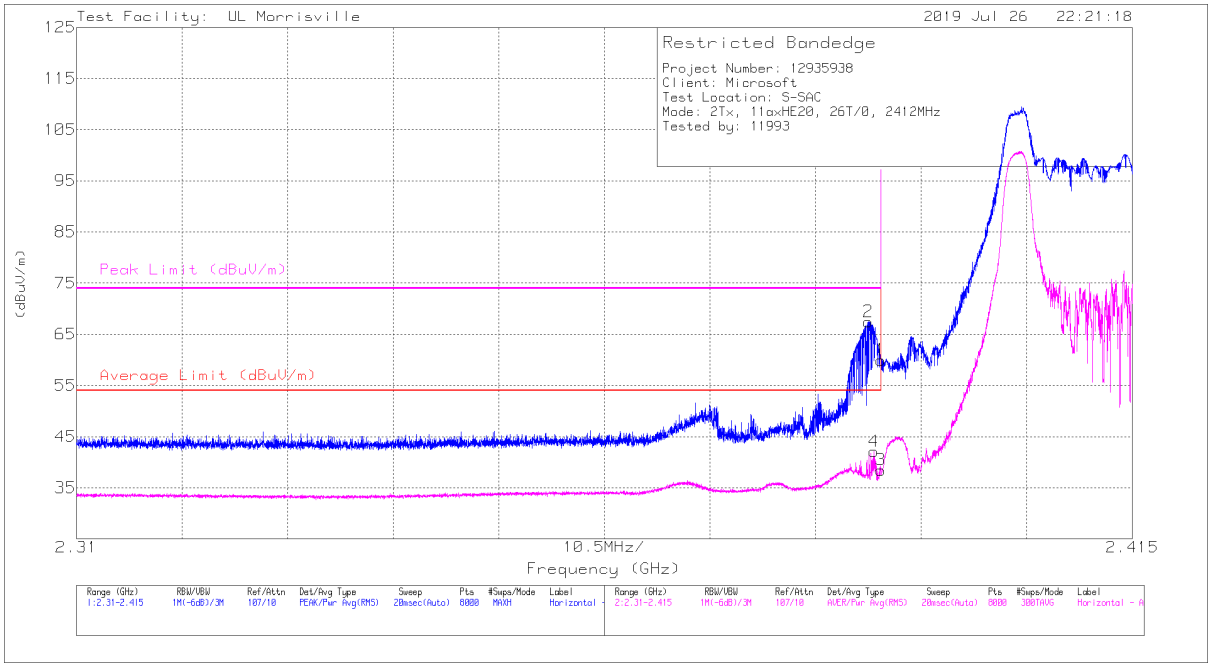

Marker	Frequency (GHz)	Meter Reading (dBuV)	Det	AT0072 (dB/m)	Amp/Cbl/Fltr/Pad (dB)	Corrected Reading (dBuV/m)	Average Limit (dBuV/m)	Margin (dB)	Peak Limit (dBuV/m)	PK Margin (dB)	Azimuth (Degs)	Height (cm)	Polarity
1	* ** 2.39	52.07	Pk	31.9	-24	59.97	-	-	74	-14.03	351	350	H
2	* ** 2.38874	59.57	Pk	31.9	-24	67.47	-	-	74	-6.53	351	350	H
3	* ** 2.39	30.58	RMS	31.9	-24	38.48	54	-15.52	-	-	351	350	H
4	* ** 2.38929	34.21	RMS	31.9	-24	42.11	54	-11.89	-	-	351	350	H

* - indicates frequency in CFR47 Pt 15 / IC RSS-Restricted Band
** - indicates frequency in Taiwan NCC LP0002 Restricted Band
Pk - Peak detector
RMS - RMS detection

UL LLC
12 Laboratory Dr., RTP, NC 27709; USA TEL:(919) 549-1400
This report shall not be reproduced except in full, without the written approval of UL LLC

VERTICAL RESULT

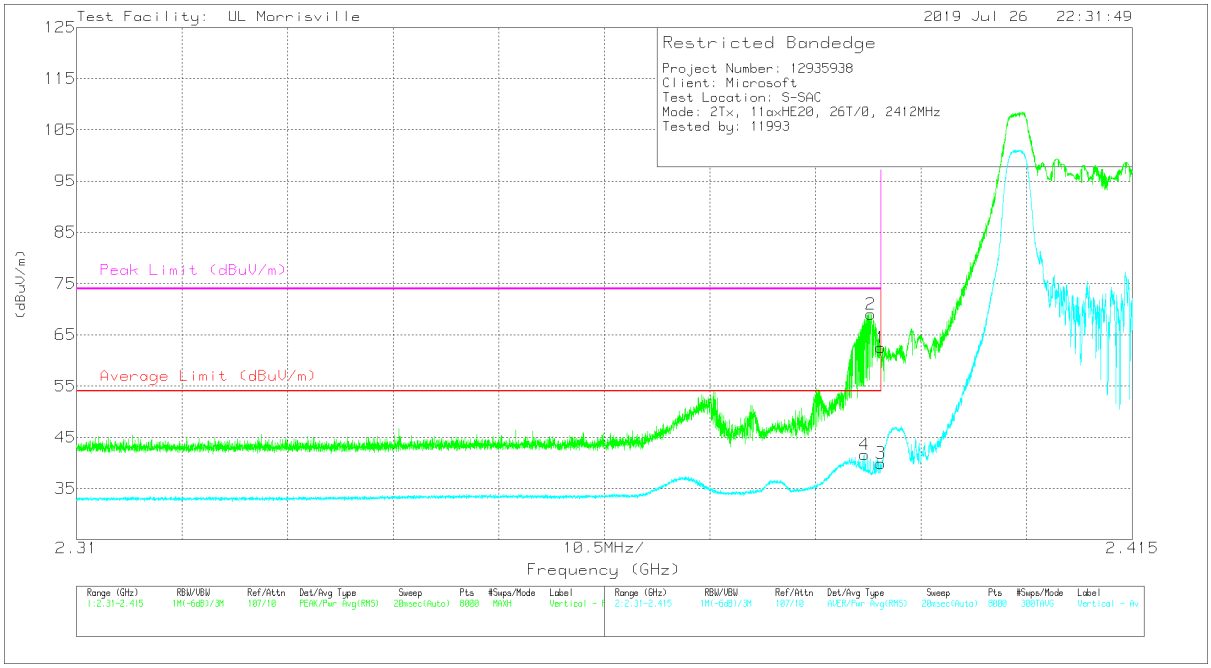

Marker	Frequency (GHz)	Meter Reading (dBuV)	Det	AT0072 (dB/m)	Amp/Cbl/Fltr/Pad (dB)	Corrected Reading (dBuV/m)	Average Limit (dBuV/m)	Margin (dB)	Peak Limit (dBuV/m)	PK Margin (dB)	Azimuth (Degs)	Height (cm)	Polarity
1	* ** 2.39	54.62	Pk	31.9	-24	62.52	-	-	74	-11.48	355	356	V
2	* ** 2.389	61.15	Pk	31.9	-24	69.05	-	-	74	-4.95	355	356	V
3	* ** 2.39	32.05	RMS	31.9	-24	39.95	54	-14.05	-	-	355	356	V
4	* ** 2.38836	33.71	RMS	31.9	-24	41.61	54	-12.39	-	-	355	356	V

* - indicates frequency in CFR47 Pt 15 / IC RSS-Restricted Band
** - indicates frequency in Taiwan NCC LP0002 Restricted Band
Pk - Peak detector
RMS - RMS detection

UL LLC
12 Laboratory Dr., RTP, NC 27709; USA TEL:(919) 549-1400
This report shall not be reproduced except in full, without the written approval of UL LLC

BANDEDGE (LOW CHANNEL, CH 2)

HORIZONTAL RESULT

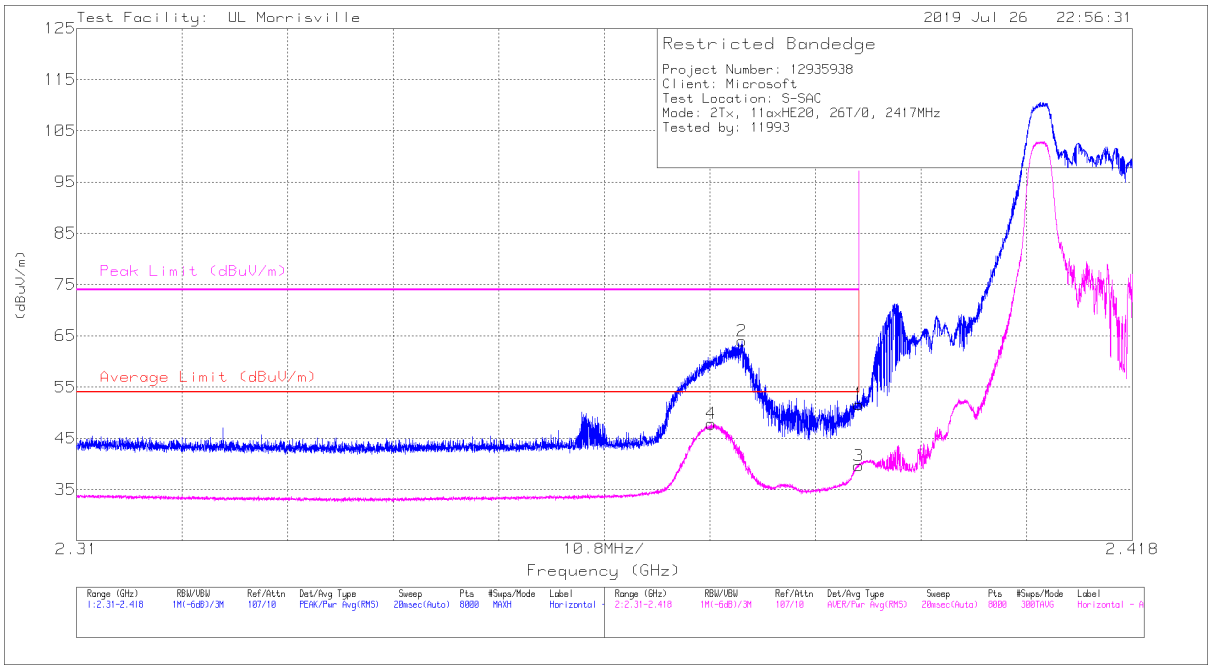

Marker	Frequency (GHz)	Meter Reading (dBuV)	Det	AT0072 (dB/m)	Amp/Cbl/Fltr/Pad (dB)	Corrected Reading (dBuV/m)	Average Limit (dBuV/m)	Margin (dB)	Peak Limit (dBuV/m)	PK Margin (dB)	Azimuth (Degs)	Height (cm)	Polarity
1	* ** 2.39	43.71	Pk	31.9	-24	51.61	-	-	74	-22.39	81	365	H
2	* ** 2.37809	56.17	Pk	31.8	-24	63.97	-	-	74	-10.03	81	365	H
3	* ** 2.39	31.73	RMS	31.9	-24	39.63	54	-14.37	-	-	81	365	H
4	* ** 2.37493	40.04	RMS	31.8	-24	47.84	54	-6.16	-	-	81	365	H

* - indicates frequency in CFR47 Pt 15 / IC RSS-Restricted Band
** - indicates frequency in Taiwan NCC LP0002 Restricted Band
Pk - Peak detector
RMS - RMS detection

UL LLC
12 Laboratory Dr., RTP, NC 27709; USA TEL:(919) 549-1400
This report shall not be reproduced except in full, without the written approval of UL LLC

VERTICAL RESULT

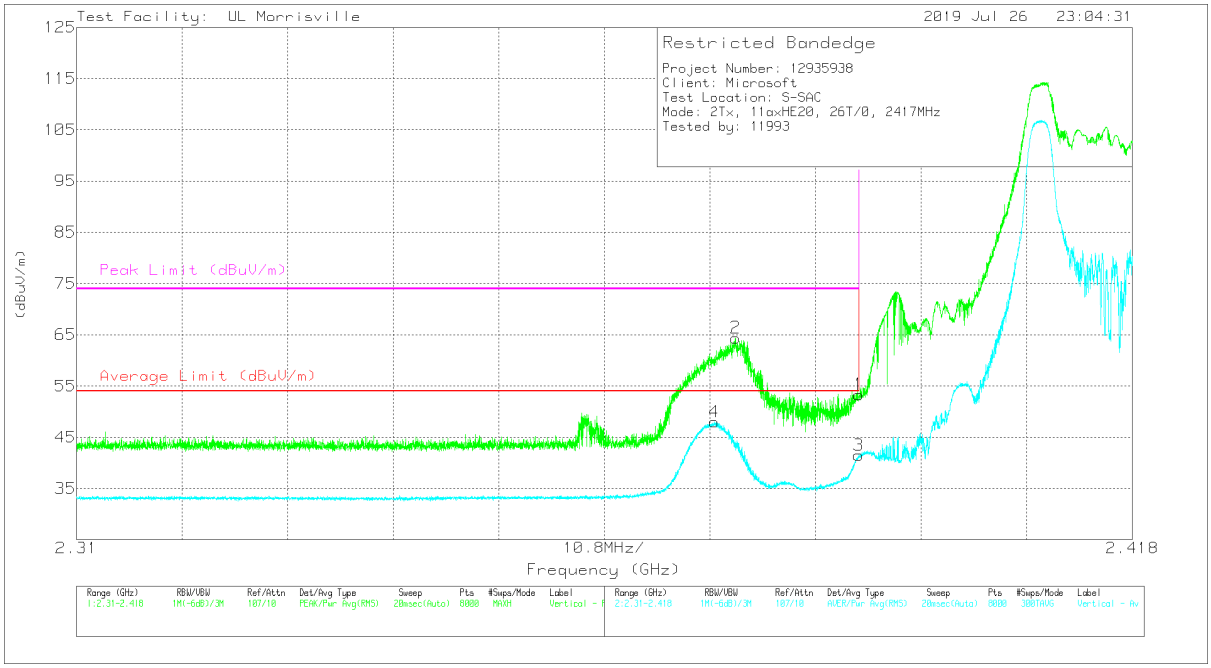

Marker	Frequency (GHz)	Meter Reading (dBuV)	Det	AT0072 (dB/m)	Amp/Cbl/Fltr/Pad (dB)	Corrected Reading (dBuV/m)	Average Limit (dBuV/m)	Margin (dB)	Peak Limit (dBuV/m)	PK Margin (dB)	Azimuth (Degs)	Height (cm)	Polarity
1	* ** 2.39	45.43	Pk	31.9	-24	53.33	-	-	74	-20.67	64	351	V
2	* ** 2.37742	56.61	Pk	31.8	-24	64.41	-	-	74	-9.59	64	351	V
3	* ** 2.39	33.61	RMS	31.9	-24	41.51	54	-12.49	-	-	64	351	V
4	* ** 2.37523	40.19	RMS	31.8	-24	47.99	54	-6.01	-	-	64	351	V

* - indicates frequency in CFR47 Pt 15 / IC RSS-Restricted Band
** - indicates frequency in Taiwan NCC LP0002 Restricted Band
Pk - Peak detector
RMS - RMS detection

UL LLC
12 Laboratory Dr., RTP, NC 27709; USA
TEL:(919) 549-1400

This report shall not be reproduced except in full, without the written approval of UL LLC

2TXChain 0 +Chain 1 MODE: 26-Tones, RU index 8

BANDEDGE (HIGH CHANNEL, CH 12)

HORIZONTAL RESULT

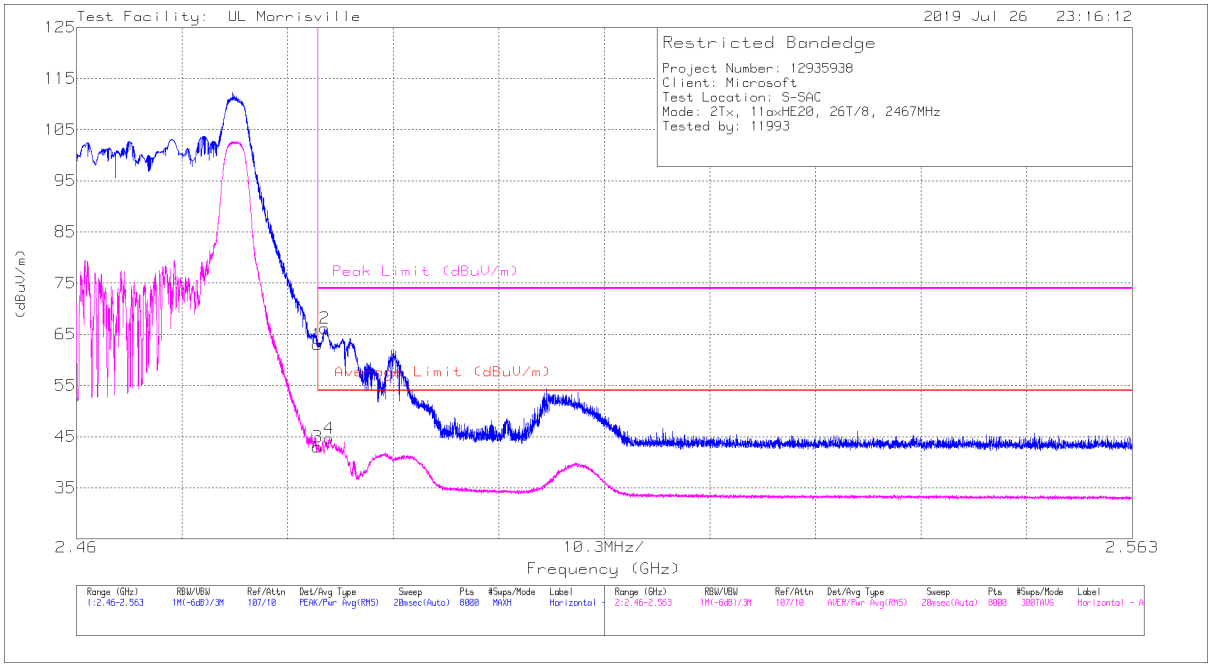

Marker	Frequency (GHz)	Meter Reading (dBuV)	Det	AT0072 (dB/m)	Amp/Cbl/Fltr/Pad (dB)	Corrected Reading (dBuV/m)	Average Limit (dBuV/m)	Margin (dB)	Peak Limit (dBuV/m)	PK Margin (dB)	Azimuth (Degs)	Height (cm)	Polarity
1	* ** 2.4835	55.17	Pk	32.3	-24.5	62.97	-	-	74	-11.03	348	362	H
2	* ** 2.48422	58.36	Pk	32.3	-24.5	66.16	-	-	74	-7.84	348	362	H
3	* ** 2.4835	35.17	RMS	32.3	-24.5	42.97	54	-11.03	-	-	348	362	H
4	* ** 2.48466	36.91	RMS	32.3	-24.5	44.71	54	-9.29	-	-	348	362	H

* - indicates frequency in CFR47 Pt 15 / IC RSS-Restricted Band
** - indicates frequency in Taiwan NCC LP0002 Restricted Band
Pk - Peak detector
RMS - RMS detection

UL LLC
12 Laboratory Dr., RTP, NC 27709; USA TEL:(919) 549-1400
This report shall not be reproduced except in full, without the written approval of UL LLC

VERTICAL RESULT

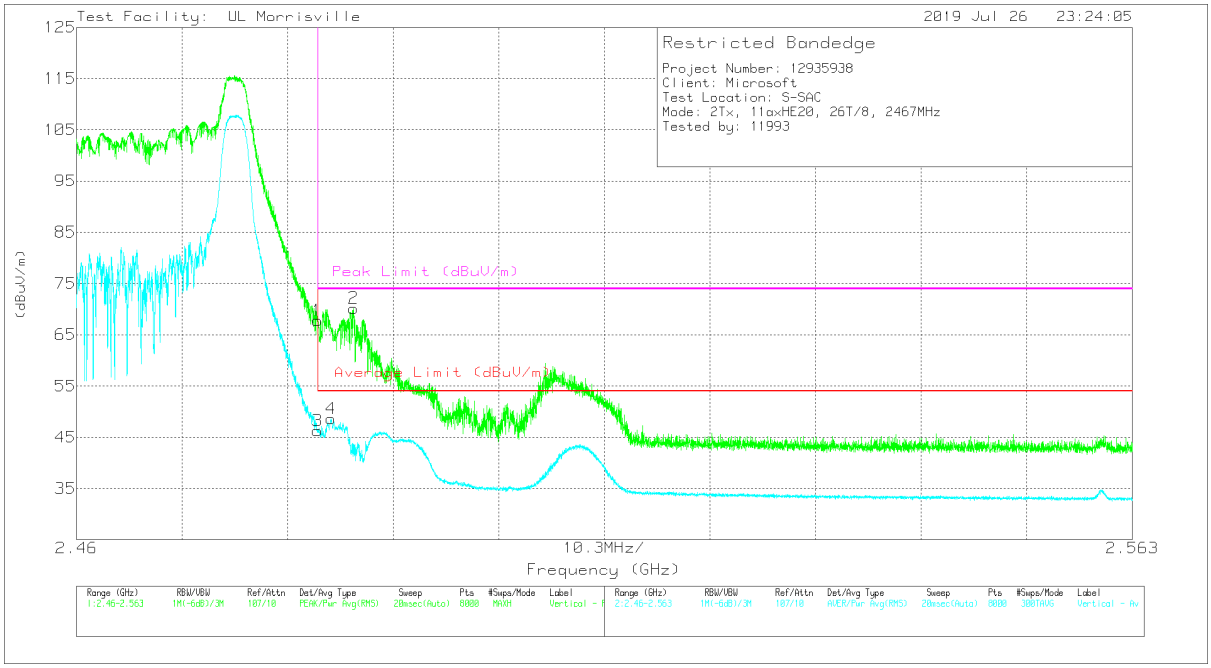

Marker	Frequency (GHz)	Meter Reading (dBuV)	Det	AT0072 (dB/m)	Amp/Cbl/Fltr/Pad (dB)	Corrected Reading (dBuV/m)	Average Limit (dBuV/m)	Margin (dB)	Peak Limit (dBuV/m)	PK Margin (dB)	Azimuth (Degs)	Height (cm)	Polarity
1	* ** 2.4835	59.97	Pk	32.3	-24.5	67.77	-	-	74	-6.23	67	375	V
2	* ** 2.48703	62.38	Pk	32.3	-24.5	70.18	-	-	74	-3.82	67	375	V
3	* ** 2.4835	38.51	RMS	32.3	-24.5	46.31	54	-7.69	-	-	67	375	V
4	* ** 2.48484	40.82	RMS	32.3	-24.5	48.62	54	-5.38	-	-	67	375	V

* - indicates frequency in CFR47 Pt 15 / IC RSS-Restricted Band
** - indicates frequency in Taiwan NCC LP0002 Restricted Band
Pk - Peak detector
RMS - RMS detection

UL LLC
12 Laboratory Dr., RTP, NC 27709; USA
TEL:(919) 549-1400

This report shall not be reproduced except in full, without the written approval of UL LLC

BANDEDGE (HIGH CHANNEL, CH 13)

HORIZONTAL RESULT

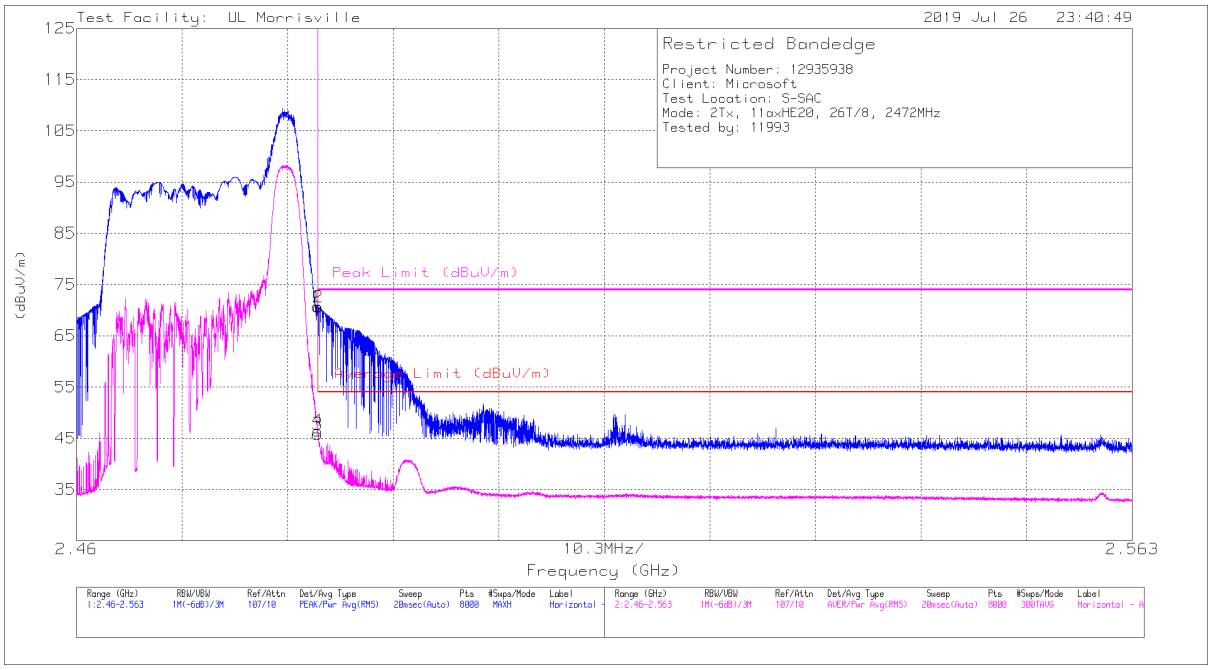

Marker	Frequency (GHz)	Meter Reading (dBuV)	Det	AT0072 (dB/m)	Amp/Cbl/Fltr/Pad (dB)	Corrected Reading (dBuV/m)	Average Limit (dBuV/m)	Margin (dB)	Peak Limit (dBuV/m)	PK Margin (dB)	Azimuth (Degs)	Height (cm)	Polarity
1	* ** 2.4835	62.96	Pk	32.3	-24.5	70.76	-	-	74	-3.24	83	376	H
2	* ** 2.48359	62.84	Pk	32.3	-24.5	70.64	-	-	74	-3.36	83	376	H
3	* ** 2.4835	38.04	RMS	32.3	-24.5	45.84	54	-8.16	-	-	83	376	H
4	* ** 2.48351	38.67	RMS	32.3	-24.5	46.47	54	-7.53	-	-	83	376	H

* - indicates frequency in CFR47 Pt 15 / IC RSS-Restricted Band
** - indicates frequency in Taiwan NCC LP0002 Restricted Band
Pk - Peak detector
RMS - RMS detection

UL LLC
12 Laboratory Dr., RTP, NC 27709; USA TEL:(919) 549-1400
This report shall not be reproduced except in full, without the written approval of UL LLC

VERTICAL RESULT

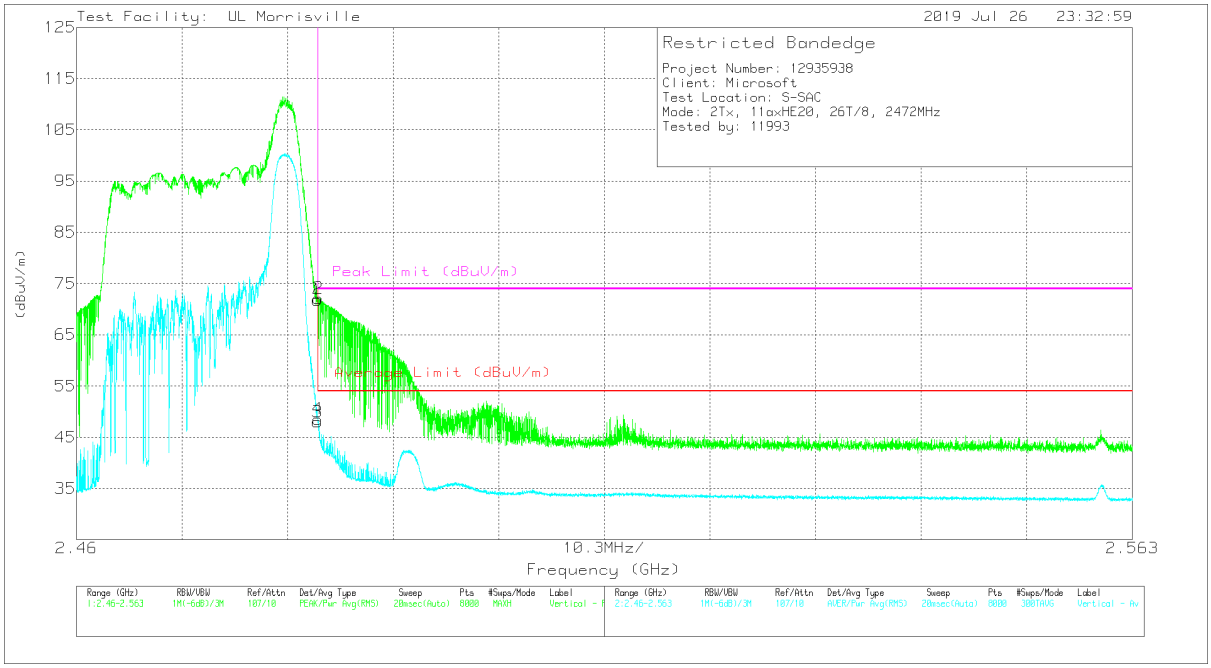

Marker	Frequency (GHz)	Meter Reading (dBuV)	Det	AT0072 (dB/m)	Amp/Cbl/Fltr/Pad (dB)	Corrected Reading (dBuV/m)	Average Limit (dBuV/m)	Margin (dB)	Peak Limit (dBuV/m)	PK Margin (dB)	Azimuth (Degs)	Height (cm)	Polarity
1	* ** 2.4835	64.01	Pk	32.3	-24.5	71.81	-	-	74	-2.19	69	374	V
2	* ** 2.48357	64.33	Pk	32.3	-24.5	72.13	-	-	74	-1.87	69	374	V
3	* ** 2.4835	40.17	RMS	32.3	-24.5	47.97	54	-6.03	-	-	69	374	V
4	* ** 2.48351	40.76	RMS	32.3	-24.5	48.56	54	-5.44	-	-	69	374	V

* - indicates frequency in CFR47 Pt 15 / IC RSS-Restricted Band
** - indicates frequency in Taiwan NCC LP0002 Restricted Band
Pk - Peak detector
RMS - RMS detection

UL LLC
12 Laboratory Dr., RTP, NC 27709; USA TEL:(919) 549-1400
This report shall not be reproduced except in full, without the written approval of UL LLC

HARMONICS AND SPURIOUS EMISSIONS

2TXChain 0 +Chain 1 MODE: 26-Tones, RU index 8

Note – Radiated Spurious plots were run with all channels set to mid channel power settings.

LOW CHANNEL, CH 1 RESULTS

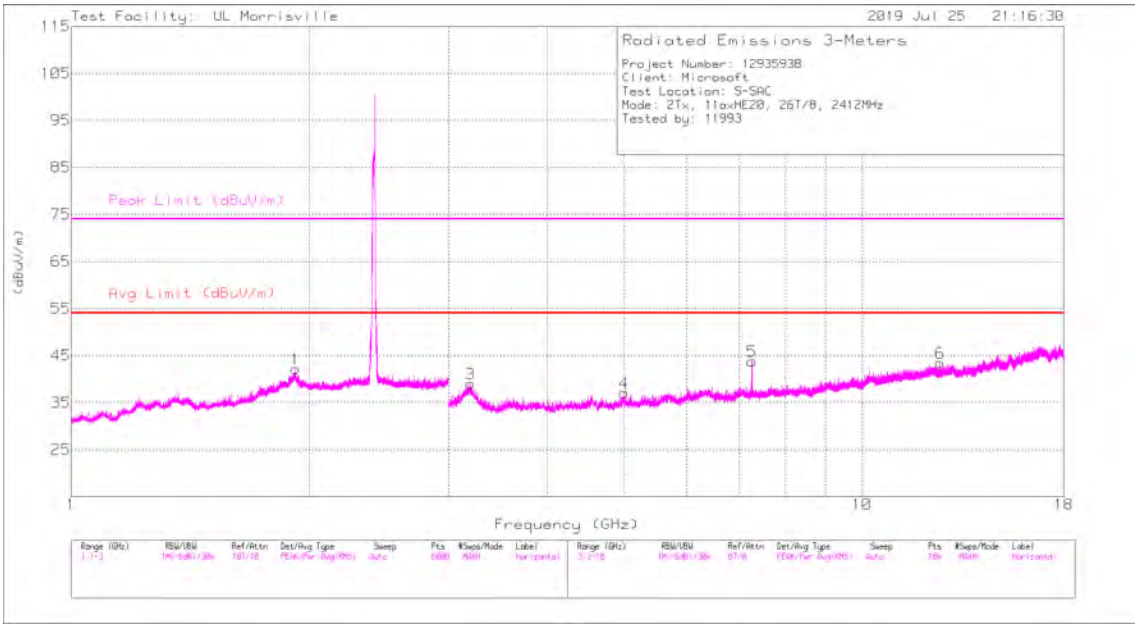

HORIZONTAL

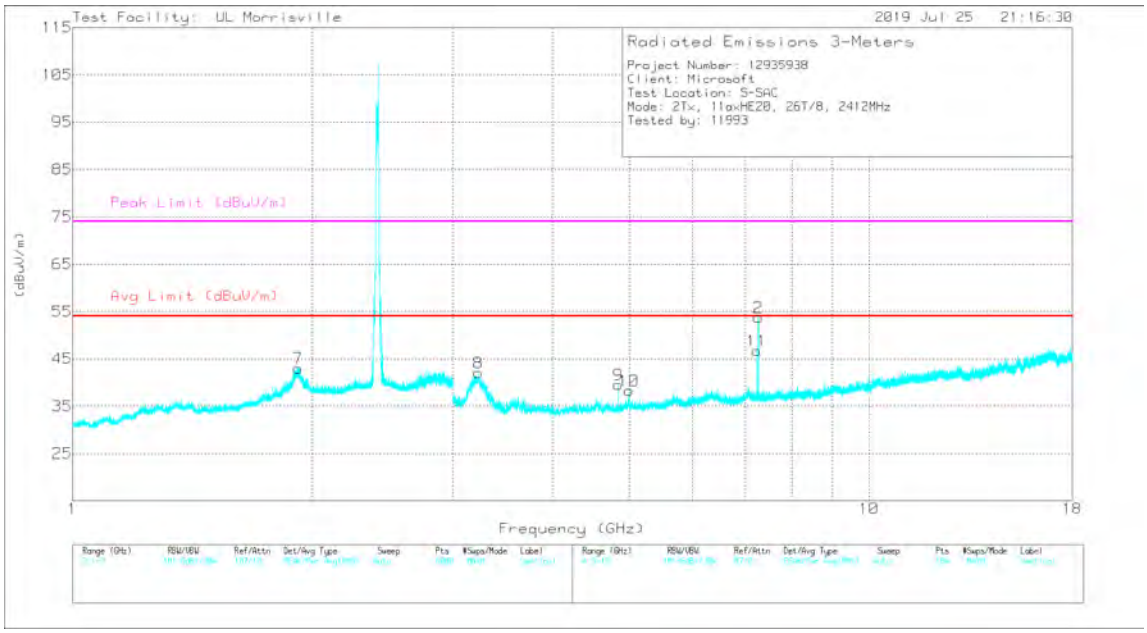

VERTICAL

This report shall not be reproduced except in full, without the written approval of UL LLC

RADIATED EMISSIONS

Marker	Frequency (GHz)	Meter Reading (dBuV)	Det	AT0072 (dB/m)	Amp/Cbl/Fltr/Pad (dB)	Corrected Reading (dBuV/m)	Avg Limit (dBuV/m)	Margin (dB)	Peak Limit (dBuV/m)	PK Margin (dB)	Azimuth (Degs)	Height (cm)	Polarity
1	** 1.91939	39.39	PK2	31.2	-22.4	48.19	-	-	74	-25.81	5	248	H
	** 1.91821	27.14	MAv1	31.2	-22.4	35.94	54	-18.06	-	-	5	248	H
7	** 1.91789	43.26	PK2	31.2	-22.4	52.06	-	-	74	-21.94	89	232	V
	** 1.91534	32.01	MAv1	31.1	-22.4	40.71	54	-13.29	-	-	89	232	V
4	* ** 5.0003	39.26	PK2	34.2	-31.1	42.36	-	-	74	-31.64	189	189	H
	* ** 4.99927	27.43	MAv1	34.2	-31.1	30.53	54	-23.47	-	-	189	189	H
5	* ** 7.26074	51.25	PK2	35.7	-27.6	59.35	-	-	74	-14.65	319	334	H
	* ** 7.26115	40.71	MAv1	35.7	-27.6	48.81	54	-5.19	-	-	319	334	H
6	* ** 12.55859	34.38	PK2	39	-24.1	49.28	-	-	74	-24.72	168	269	H
	* ** 12.55849	22.09	MAv1	39	-24.1	36.99	54	-17.01	-	-	168	269	H
2	* ** 7.26105	52.98	PK2	35.7	-27.6	61.08	-	-	74	-12.92	335	218	V
	* ** 7.26136	42.65	MAv1	35.7	-27.6	50.75	54	-3.25	-	-	335	218	V
9	* ** 4.84061	45.39	PK2	34.1	-30.6	48.89	-	-	74	-25.11	47	280	V
	* ** 4.84092	34.29	MAv1	34.1	-30.6	37.79	54	-16.21	-	-	47	280	V
10	* ** 4.99772	41.49	PK2	34.2	-31.1	44.59	-	-	74	-29.41	98	106	V
	* ** 4.99892	28.73	MAv1	34.2	-31.1	31.83	54	-22.17	-	-	98	106	V
3	3.19918	38.47	Pk	33.1	-32.5	39.07	-	-	-	-	0-360	199	H
8	3.23168	41.75	Pk	33.1	-32.8	42.05	-	-	-	-	0-360	199	V
11	7.2319	38.92	Pk	35.7	-27.9	46.72	-	-	-	-	0-360	199	V

* - indicates frequency in CFR47 Pt 15 / IC RSS-Restricted Band
** - indicates frequency in Taiwan NCC LP0002 Restricted Band
PK2 - Maximum Peak
MAv1 - Maximum RMS Average
Pk - Peak detector

UL LLC
12 Laboratory Dr., RTP, NC 27709; USA TEL:(919) 549-1400
This report shall not be reproduced except in full, without the written approval of UL LLC

2TXChain 0 +Chain 1 MODE: 26-Tones, RU index 8

MID CHANNEL, CH 6 RESULTS

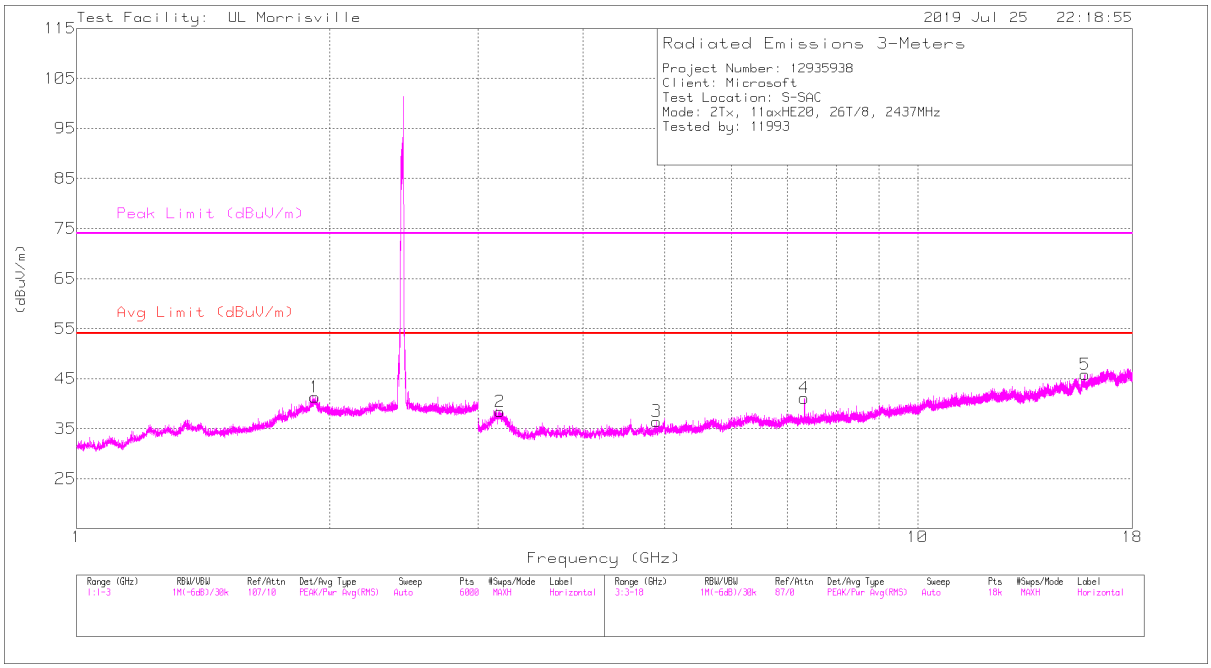

HORIZONTAL

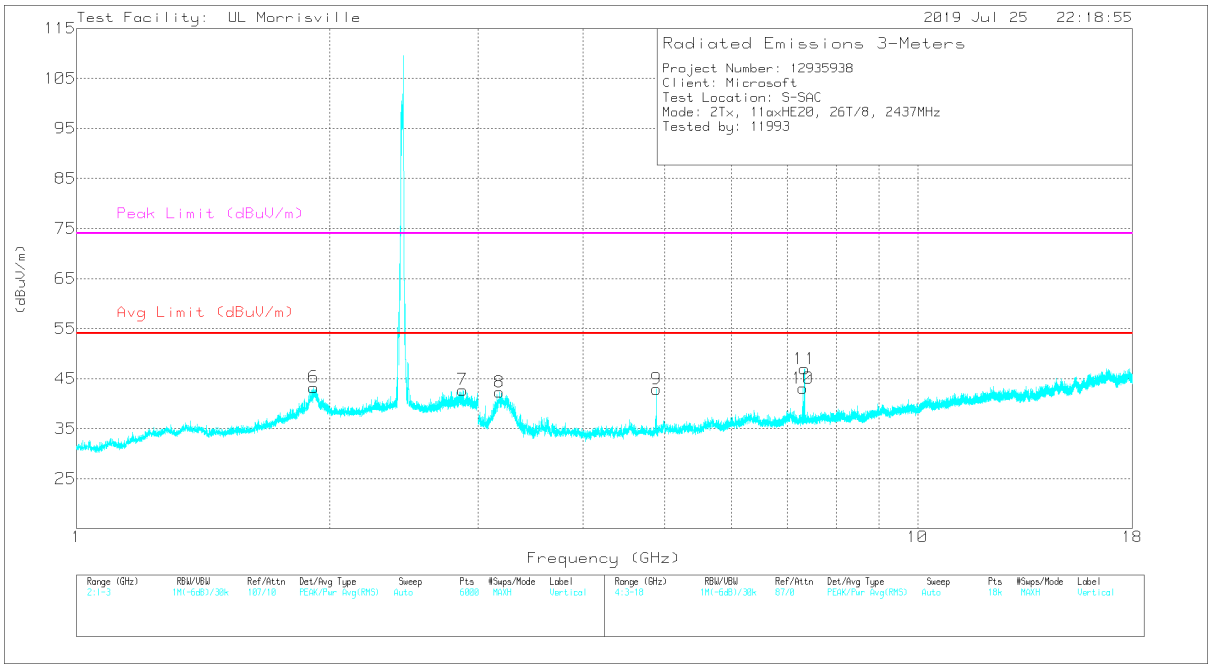

VERTICAL

UL LLC
12 Laboratory Dr., RTP, NC 27709; USA TEL:(919) 549-1400
This report shall not be reproduced except in full, without the written approval of UL LLC

RADIATED EMISSIONS

Marker	Frequency (GHz)	Meter Reading (dBuV)	Det	AT0072 (dB/m)	Amp/Cbl/Fltr/Pad (dB)	Corrected Reading (dBuV/m)	Avg Limit (dBuV/m)	Margin (dB)	Peak Limit (dBuV/m)	PK Margin (dB)	Azimuth (Degs)	Height (cm)	Polarity
1	** 1.92	41.15	PK2	31.2	-22.4	49.95	-	-	74	-24.05	332	134	H
	** 1.9201	28.94	MAv1	31.2	-22.4	37.74	54	-16.26	-	-	332	134	H
6	** 1.91406	43.58	PK2	31.1	-22.4	52.28	-	-	74	-21.72	91	235	V
	** 1.91446	31.4	MAv1	31.1	-22.4	40.1	54	-13.9	-	-	91	235	V
7	* ** 2.87626	43.14	PK2	32.5	-25.9	49.74	-	-	74	-24.26	107	226	V
	* ** 2.87631	30.45	MAv1	32.5	-25.9	37.05	54	-16.95	-	-	107	226	V
4	* ** 7.33561	40.08	PK2	35.7	-27.5	48.28	-	-	74	-25.72	56	102	H
	* ** 7.33555	28.42	MAv1	35.7	-27.5	36.62	54	-17.38	-	-	56	102	H
5	* ** 15.82082	34.48	PK2	40.4	-23.1	51.78	-	-	74	-22.22	54	103	H
	* ** 15.82075	22.26	MAv1	40.4	-23.1	39.56	54	-14.44	-	-	54	103	H
3	* ** 4.89068	43.57	PK2	34	-30.6	46.97	-	-	74	-27.03	41	400	H
	* ** 4.89071	32.14	MAv1	34	-30.6	35.54	54	-18.46	-	-	41	400	H
9	* ** 4.89129	46.87	PK2	34	-30.6	50.27	-	-	74	-23.73	43	267	V
	* ** 4.89097	35.59	MAv1	34	-30.6	38.99	54	-15.01	-	-	43	267	V
10	* ** 7.30723	43.76	PK2	35.7	-27.4	52.06	-	-	74	-21.94	344	238	V
	* ** 7.30709	25.24	MAv1	35.7	-27.4	33.54	54	-20.46	-	-	344	238	V
11	* ** 7.33552	47.95	PK2	35.7	-27.5	56.15	-	-	74	-17.85	336	238	V
	* ** 7.33603	37.46	MAv1	35.7	-27.5	45.66	54	-8.34	-	-	336	238	V
8	3.18334	41.74	Pk	33.1	-32.5	42.34	-	-	-	-	0-360	199	V
2	3.18584	37.85	Pk	33.1	-32.5	38.45	-	-	-	-	0-360	199	H

* - indicates frequency in CFR47 Pt 15 / IC RSS-Restricted Band
** - indicates frequency in Taiwan NCC LP0002 Restricted Band
PK2 - Maximum Peak
MAv1 - Maximum RMS Average
Pk - Peak detector

UL LLC
12 Laboratory Dr., RTP, NC 27709; USA TEL:(919) 549-1400
This report shall not be reproduced except in full, without the written approval of UL LLC

2TXChain 0 +Chain 1 MODE: 26-Tones, RU index 8

HIGH CHANNEL, CH 13 RESULTS

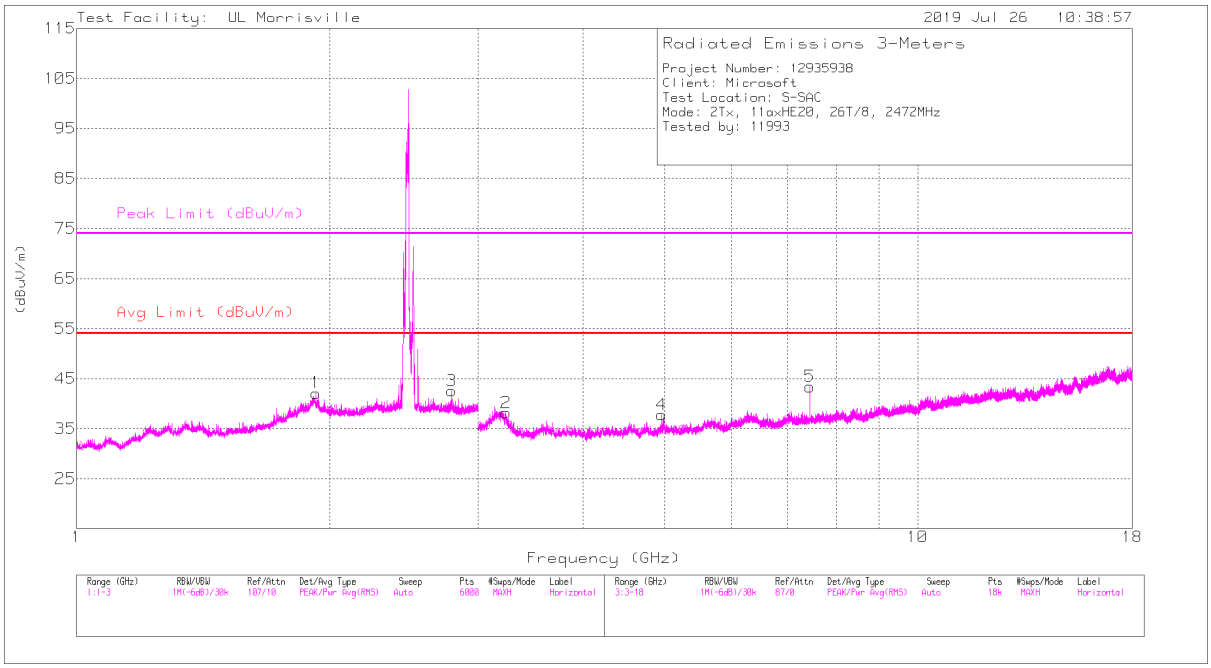

HORIZONTAL

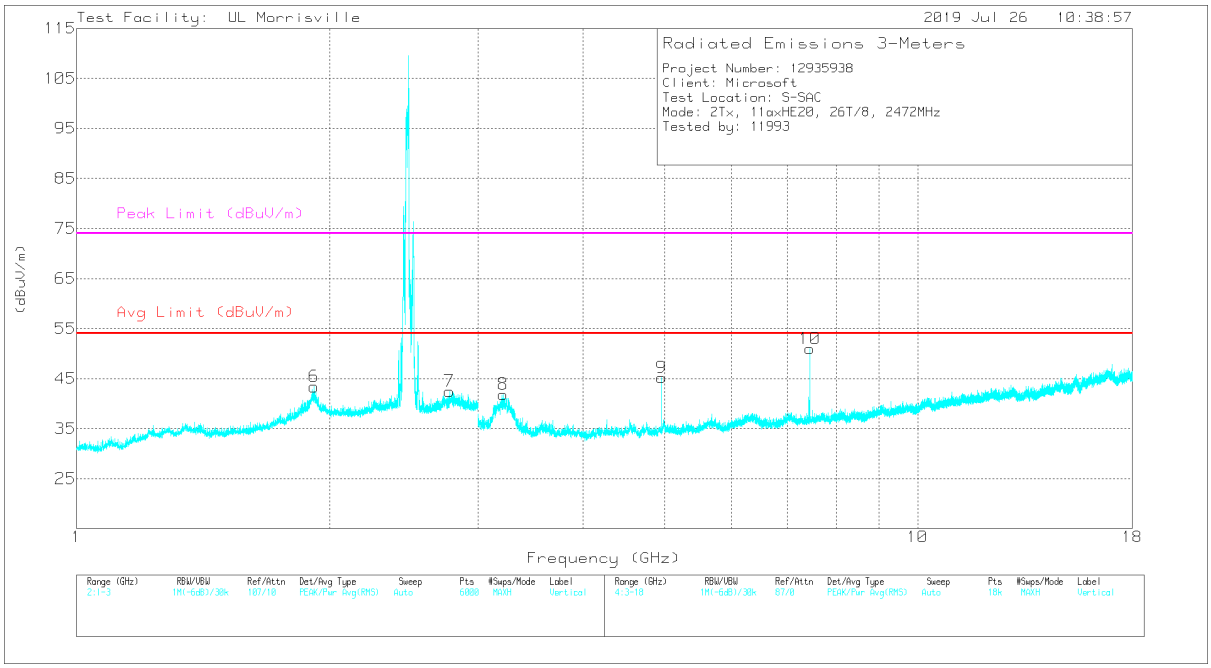

VERTICAL

This report shall not be reproduced except in full, without the written approval of UL LLC

RADIATED EMISSIONS

Marker	Frequency (GHz)	Meter Reading (dBuV)	Det	AT0072 (dB/m)	Amp/Cbl/Fltr/Pad (dB)	Corrected Reading (dBuV/m)	Avg Limit (dBuV/m)	Margin (dB)	Peak Limit (dBuV/m)	PK Margin (dB)	Azimuth (Degs)	Height (cm)	Polarity
1	** 1.92291	40.7	PK2	31.2	-22.4	49.5	-	-	74	-24.5	335	125	H
	** 1.92277	28.22	MAv1	31.2	-22.4	37.02	54	-16.98	-	-	335	125	H
3	* ** 2.79037	38.75	PK2	32.2	-25.8	45.15	-	-	74	-28.85	186	198	H
	* ** 2.79283	26.29	MAv1	32.2	-25.8	32.69	54	-21.31	-	-	186	198	H
6	** 1.91557	41.8	PK2	31.1	-22.4	50.5	-	-	74	-23.5	96	234	V
	** 1.9155	29.86	MAv1	31.1	-22.4	38.56	54	-15.44	-	-	96	234	V
7	* ** 2.77724	43.61	PK2	32.2	-25.9	49.91	-	-	74	-24.09	100	218	V
	* ** 2.77689	31.14	MAv1	32.2	-25.9	37.44	54	-16.56	-	-	100	218	V
4	* ** 4.96057	46.24	PK2	34.1	-31.1	49.24	-	-	74	-24.76	332	278	H
	* ** 4.96087	32.76	MAv1	34.1	-31.1	35.76	54	-18.24	-	-	332	278	H
5	* ** 7.44068	46.32	PK2	35.8	-27.8	54.32	-	-	74	-19.68	356	370	H
	* ** 7.44114	32	MAv1	35.8	-27.8	40	54	-14	-	-	356	370	H
9	* ** 4.96104	56	PK2	34.1	-31.1	59	-	-	74	-15	46	254	V
	* ** 4.96067	41.65	MAv1	34.1	-31.1	44.65	54	-9.35	-	-	46	254	V
10	* ** 7.44084	53.53	PK2	35.8	-27.8	61.53	-	-	74	-12.47	3	260	V
	* ** 7.44088	38.43	MAv1	35.8	-27.8	46.43	54	-7.57	-	-	3	260	V
8	3.21668	41.56	Pk	33.1	-32.8	41.86	-	-	-	-	0-360	199	V
2	3.24001	37.98	Pk	33.1	-32.9	38.18	-	-	-	-	0-360	199	H

* - indicates frequency in CFR47 Pt 15 / IC RSS-Restricted Band
** - indicates frequency in Taiwan NCC LP0002 Restricted Band
PK2 - Maximum Peak
MAv1 - Maximum RMS Average
Pk - Peak detector

UL LLC
12 Laboratory Dr., RTP, NC 27709; USA TEL:(919) 549-1400
This report shall not be reproduced except in full, without the written approval of UL LLC

10.1.2. TX ABOVE 1 GHz 802.11ax HE40 MODE IN THE 2.4 GHz BAND

2TXChain 0 +Chain 1 MODE: SU

BANDEDGE (LOW CHANNEL, CH 3)

HORIZONTAL RESULT

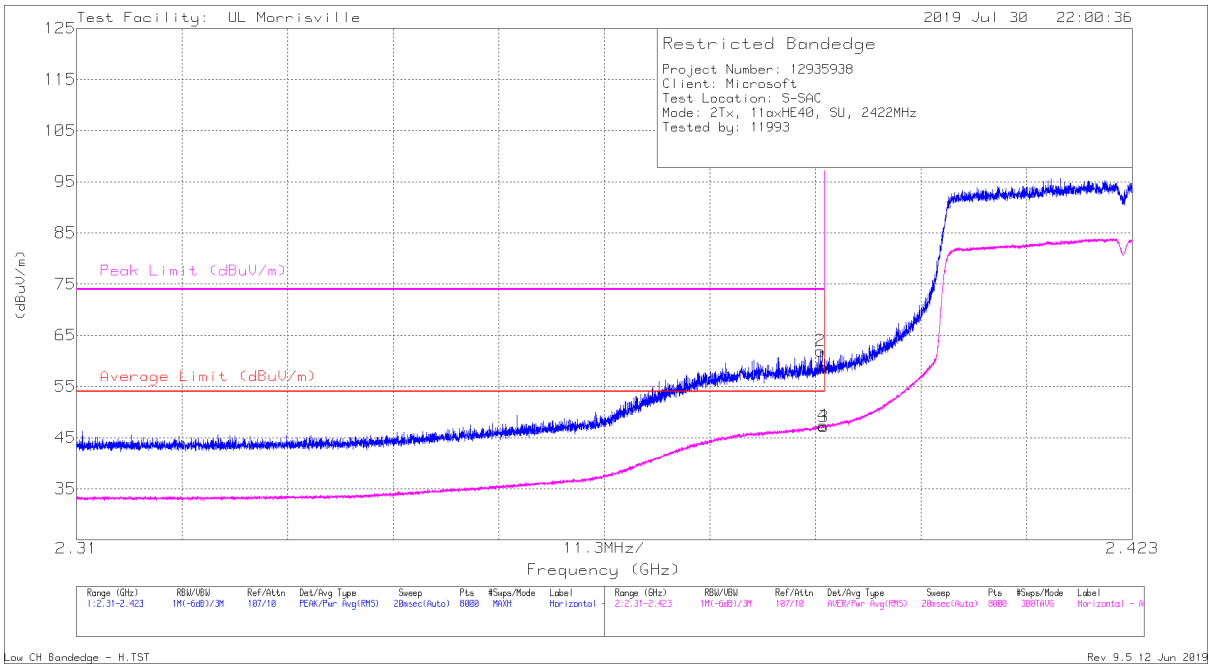

Marker	Frequency (GHz)	Meter Reading (dBuV)	Det	AT0072 (dB/m)	Amp/Cbl/Fltr/Pad (dB)	Corrected Reading (dBuV/m)	Average Limit (dBuV/m)	Margin (dB)	Peak Limit (dBuV/m)	PK Margin (dB)	Azimuth (Degs)	Height (cm)	Polarity
1	* ** 2.38999	50.89	Pk	31.9	-24	58.79	-	-	74	-15.21	257	380	H
2	* ** 2.38965	54.06	Pk	31.9	-24	61.96	-	-	74	-12.04	257	380	H
3	* ** 2.38999	39.25	RMS	31.9	-24	47.15	54	-6.85	-	-	257	380	H
4	* ** 2.3899	39.49	RMS	31.9	-24	47.39	54	-6.61	-	-	257	380	H

* - indicates frequency in CFR47 Pt 15 / IC RSS-Restricted Band
** - indicates frequency in Taiwan NCC LP0002 Restricted Band
Pk - Peak detector
RMS - RMS detection

UL LLC
12 Laboratory Dr., RTP, NC 27709; USA TEL:(919) 549-1400
This report shall not be reproduced except in full, without the written approval of UL LLC

VERTICAL RESULT

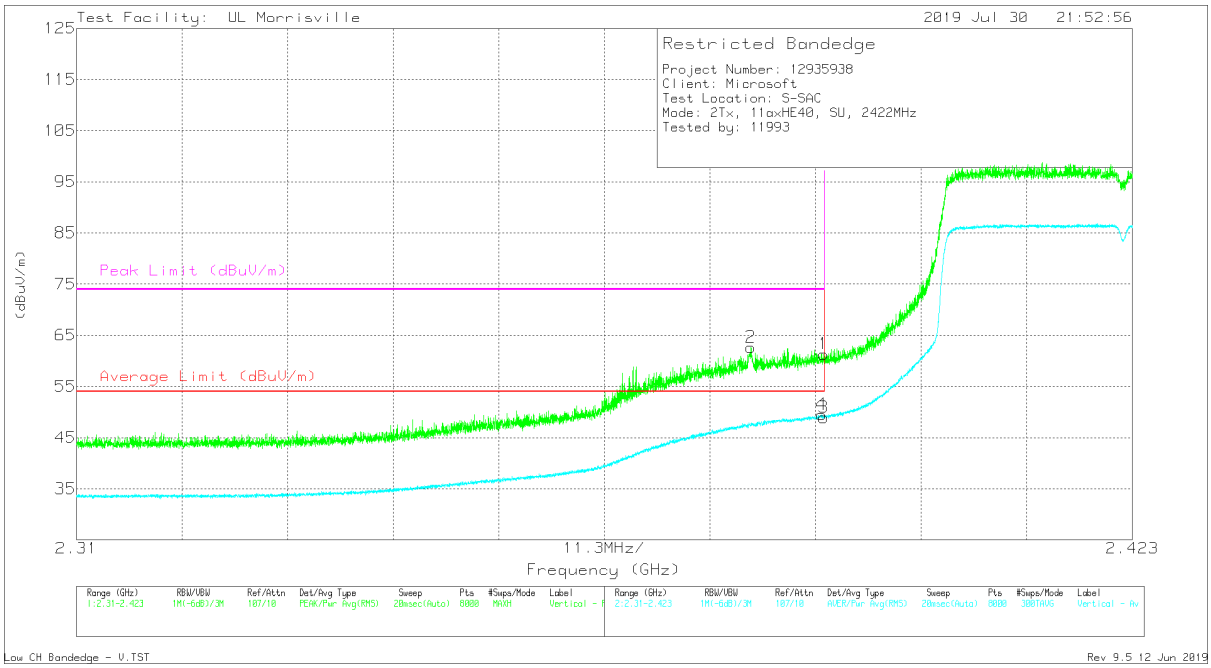

Marker	Frequency (GHz)	Meter Reading (dBuV)	Det	AT0072 (dB/m)	Amp/Cbl/Fltr/Pad (dB)	Corrected Reading (dBuV/m)	Average Limit (dBuV/m)	Margin (dB)	Peak Limit (dBuV/m)	PK Margin (dB)	Azimuth (Degs)	Height (cm)	Polarity
1	* ** 2.38999	53.44	Pk	31.9	-24	61.34	-	-	74	-12.66	177	391	V
2	* ** 2.38218	54.67	Pk	31.9	-23.9	62.67	-	-	74	-11.33	177	391	V
3	* ** 2.38999	41.04	RMS	31.9	-24	48.94	54	-5.06	-	-	177	391	V
4	* ** 2.38973	41.63	RMS	31.9	-24	49.53	54	-4.47	-	-	177	391	V

* - indicates frequency in CFR47 Pt 15 / IC RSS-Restricted Band
** - indicates frequency in Taiwan NCC LP0002 Restricted Band
Pk - Peak detector
RMS - RMS detection

UL LLC
12 Laboratory Dr., RTP, NC 27709; USA
TEL:(919) 549-1400

This report shall not be reproduced except in full, without the written approval of UL LLC

BANDEDGE (LOW CHANNEL, CH 4)

HORIZONTAL RESULT

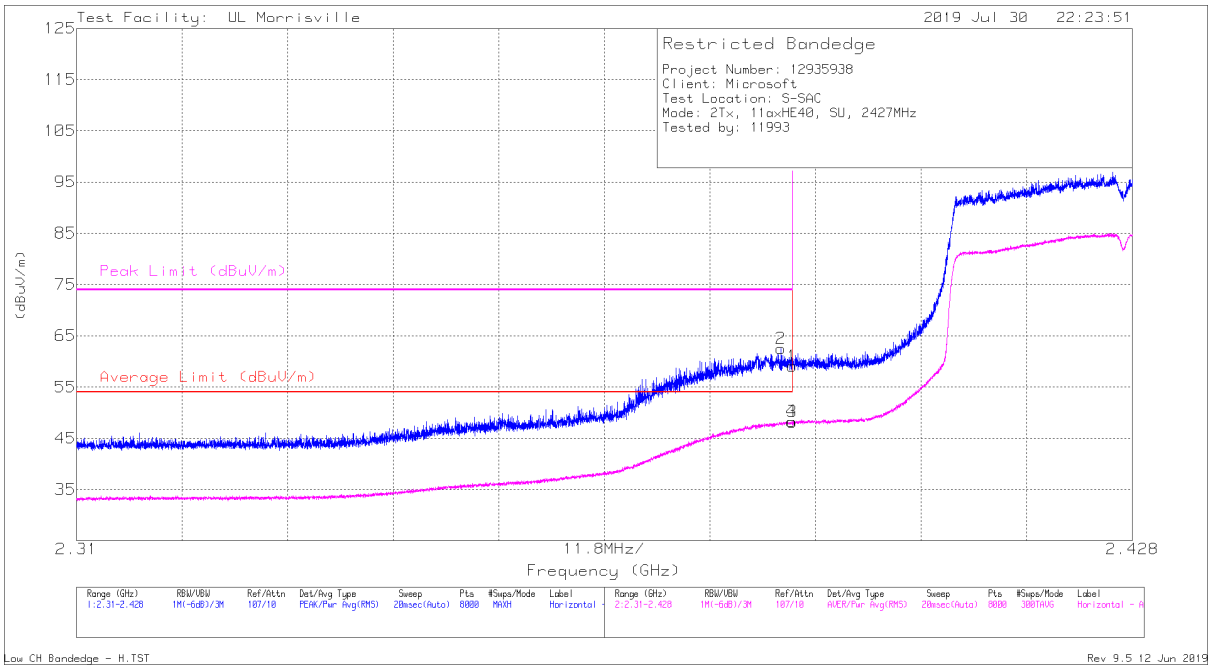

Marker	Frequency (GHz)	Meter Reading (dBuV)	Det	AT0072 (dB/m)	Amp/Cbl/Fltr/Pad (dB)	Corrected Reading (dBuV/m)	Average Limit (dBuV/m)	Margin (dB)	Peak Limit (dBuV/m)	PK Margin (dB)	Azimuth (Degs)	Height (cm)	Polarity
1	* ** 2.38999	51.14	Pk	31.9	-24	59.04	-	-	74	-14.96	267	347	H
2	* ** 2.38873	54.62	Pk	31.9	-24	62.52	-	-	74	-11.48	267	347	H
3	* ** 2.38999	40.3	RMS	31.9	-24	48.2	54	-5.8	-	-	267	347	H
4	* ** 2.38991	40.4	RMS	31.9	-24	48.3	54	-5.7	-	-	267	347	H

* - indicates frequency in CFR47 Pt 15 / IC RSS-Restricted Band
** - indicates frequency in Taiwan NCC LP0002 Restricted Band
Pk - Peak detector
RMS - RMS detection

UL LLC
12 Laboratory Dr., RTP, NC 27709; USA TEL:(919) 549-1400
This report shall not be reproduced except in full, without the written approval of UL LLC

VERTICAL RESULT

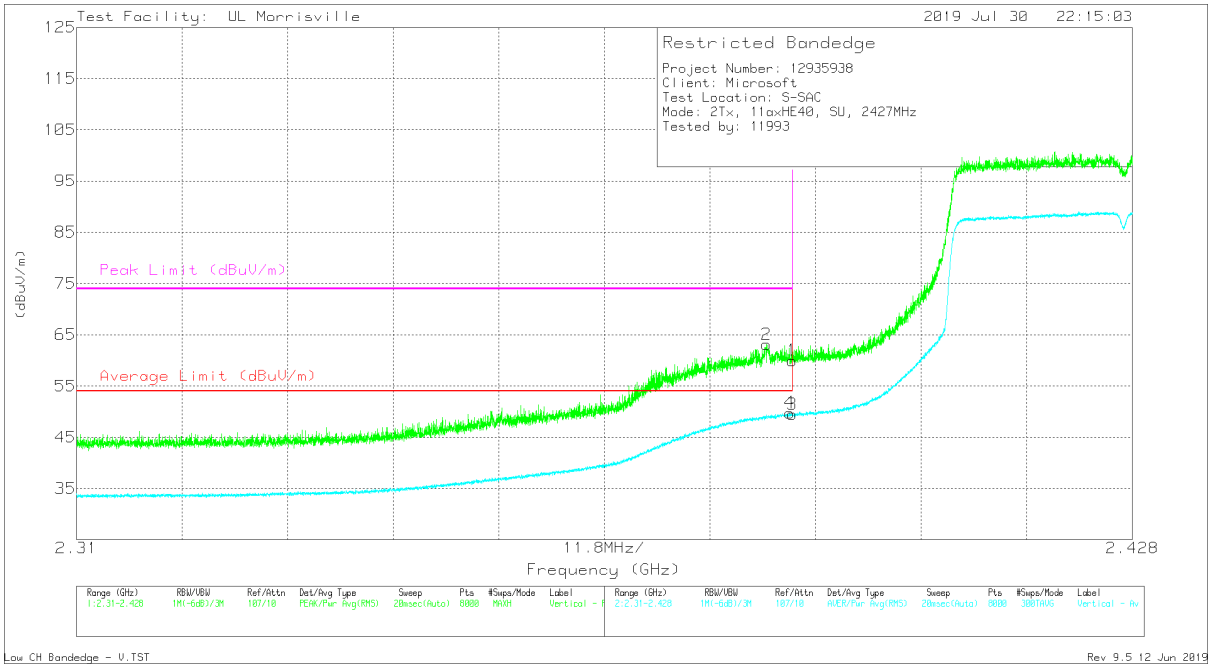

Marker	Frequency (GHz)	Meter Reading (dBuV)	Det	AT0072 (dB/m)	Amp/Cbl/Fltr/Pad (dB)	Corrected Reading (dBuV/m)	Average Limit (dBuV/m)	Margin (dB)	Peak Limit (dBuV/m)	PK Margin (dB)	Azimuth (Degs)	Height (cm)	Polarity
1	* ** 2.38999	52.07	Pk	31.9	-24	59.97	-	-	74	-14.03	179	387	V
2	* ** 2.38711	55.25	Pk	31.9	-24	63.15	-	-	74	-10.85	179	387	V
3	* ** 2.38999	41.59	RMS	31.9	-24	49.49	54	-4.51	-	-	179	387	V
4	* ** 2.38971	41.88	RMS	31.9	-24	49.78	54	-4.22	-	-	179	387	V

* - indicates frequency in CFR47 Pt 15 / IC RSS-Restricted Band
** - indicates frequency in Taiwan NCC LP0002 Restricted Band
Pk - Peak detector
RMS - RMS detection

UL LLC
12 Laboratory Dr., RTP, NC 27709; USA
TEL:(919) 549-1400

This report shall not be reproduced except in full, without the written approval of UL LLC

BANDEDGE (HIGH CHANNEL, CH 9)

HORIZONTAL RESULT

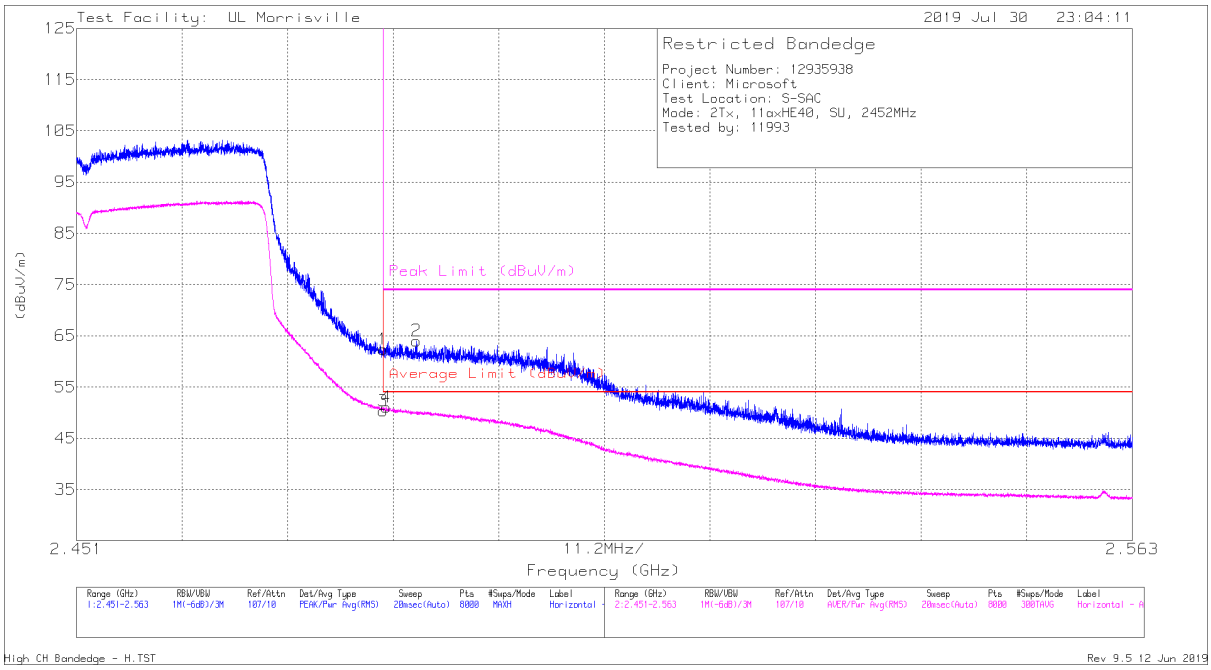

Marker	Frequency (GHz)	Meter Reading (dBuV)	Det	AT0072 (dB/m)	Amp/Cbl/Fltr/Pad (dB)	Corrected Reading (dBuV/m)	Average Limit (dBuV/m)	Margin (dB)	Peak Limit (dBuV/m)	PK Margin (dB)	Azimuth (Degs)	Height (cm)	Polarity
1	* ** 2.48351	54.55	Pk	32.3	-24.5	62.35	-	-	74	-11.65	89	381	H
2	* ** 2.48703	56.22	Pk	32.3	-24.5	64.02	-	-	74	-9.98	89	381	H
3	* ** 2.48351	42.57	RMS	32.3	-24.5	50.37	54	-3.63	-	-	89	381	H
4	* ** 2.48384	43.28	RMS	32.3	-24.5	51.08	54	-2.92	-	-	89	381	H

* - indicates frequency in CFR47 Pt 15 / IC RSS-Restricted Band
** - indicates frequency in Taiwan NCC LP0002 Restricted Band
Pk - Peak detector
RMS - RMS detection

UL LLC
12 Laboratory Dr., RTP, NC 27709; USA TEL:(919) 549-1400
This report shall not be reproduced except in full, without the written approval of UL LLC

VERTICAL RESULT

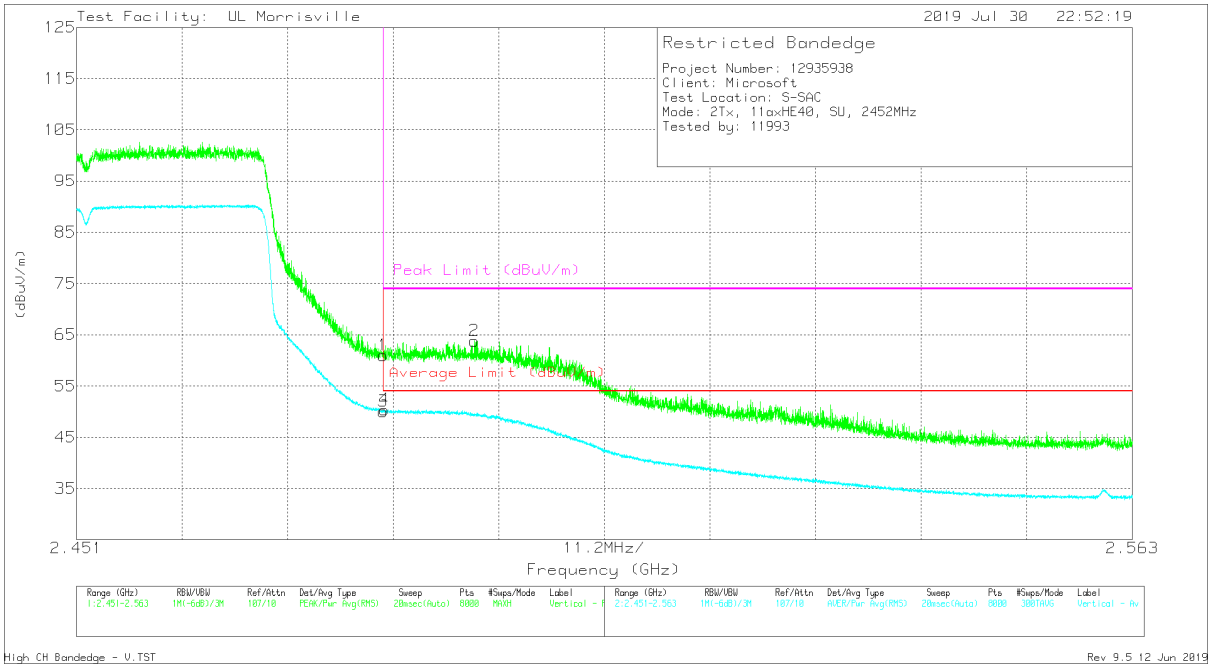

Marker	Frequency (GHz)	Meter Reading (dBuV)	Det	AT0072 (dB/m)	Amp/Cbl/Fltr/Pad (dB)	Corrected Reading (dBuV/m)	Average Limit (dBuV/m)	Margin (dB)	Peak Limit (dBuV/m)	PK Margin (dB)	Azimuth (Degs)	Height (cm)	Polarity
1	* ** 2.48351	53.19	Pk	32.3	-24.5	60.99	-	-	74	-13.01	69	372	V
2	* ** 2.49322	56.02	Pk	32.3	-24.5	63.82	-	-	74	-10.18	69	372	V
3	* ** 2.48351	42.25	RMS	32.3	-24.5	50.05	54	-3.95	-	-	69	372	V
4	* ** 2.48367	42.59	RMS	32.3	-24.5	50.39	54	-3.61	-	-	69	372	V

* - indicates frequency in CFR47 Pt 15 / IC RSS-Restricted Band
** - indicates frequency in Taiwan NCC LP0002 Restricted Band
Pk - Peak detector
RMS - RMS detection

UL LLC
12 Laboratory Dr., RTP, NC 27709; USA TEL:(919) 549-1400
This report shall not be reproduced except in full, without the written approval of UL LLC

BANDEDGE (HIGH CHANNEL, CH 10)

HORIZONTAL RESULT

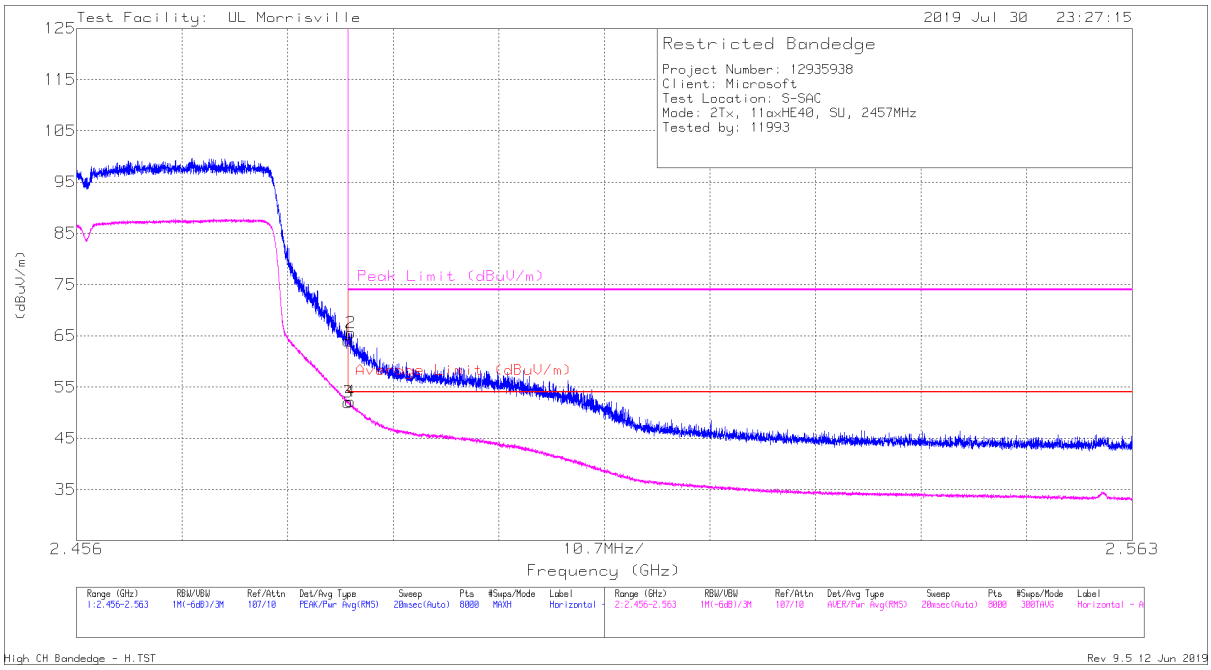

Marker	Frequency (GHz)	Meter Reading (dBuV)	Det	AT0072 (dB/m)	Amp/Cbl/Fltr/Pad (dB)	Corrected Reading (dBuV/m)	Average Limit (dBuV/m)	Margin (dB)	Peak Limit (dBuV/m)	PK Margin (dB)	Azimuth (Degs)	Height (cm)	Polarity
1	* ** 2.4835	56.17	Pk	32.3	-24.5	63.97	-	-	74	-10.03	80	376	H
2	* ** 2.4838	57.77	Pk	32.3	-24.5	65.57	-	-	74	-8.43	80	376	H
3	* ** 2.4835	44.21	RMS	32.3	-24.5	52.01	54	-1.99	-	-	80	376	H
4	* ** 2.48373	44.36	RMS	32.3	-24.5	52.16	54	-1.84	-	-	80	376	H

* - indicates frequency in CFR47 Pt 15 / IC RSS-Restricted Band
** - indicates frequency in Taiwan NCC LP0002 Restricted Band
Pk - Peak detector
RMS - RMS detection

UL LLC
12 Laboratory Dr., RTP, NC 27709; USA TEL:(919) 549-1400
This report shall not be reproduced except in full, without the written approval of UL LLC

VERTICAL RESULT

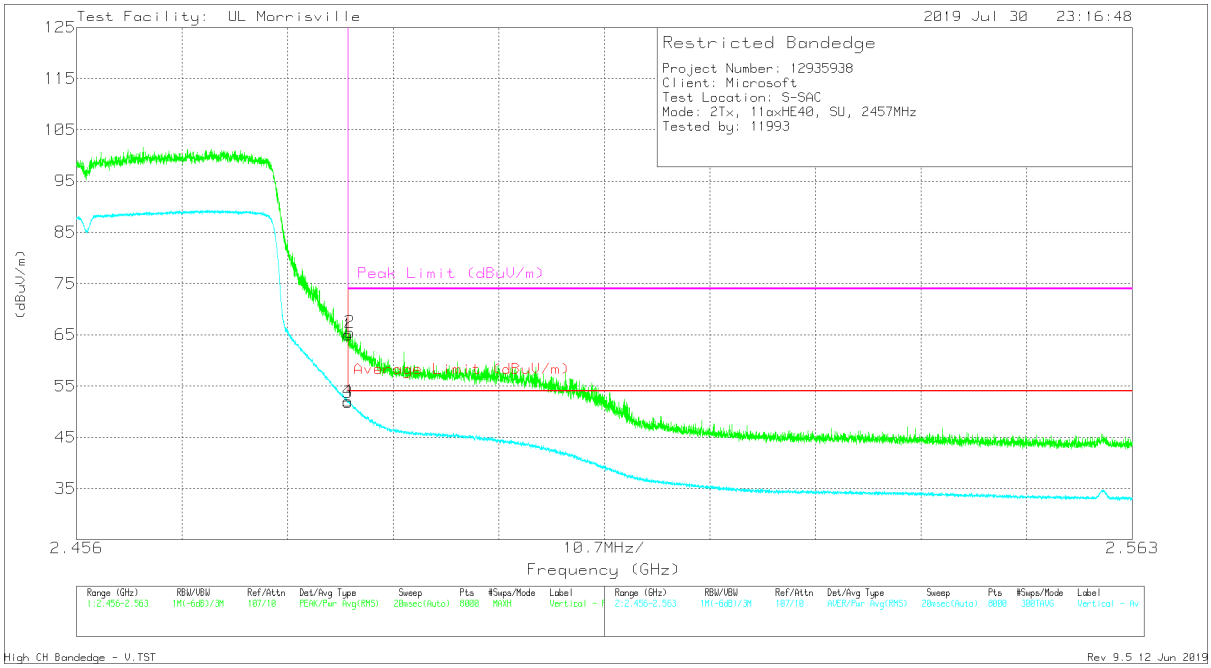

Marker	Frequency (GHz)	Meter Reading (dBuV)	Det	AT0072 (dB/m)	Amp/Cbl/Fltr/Pad (dB)	Corrected Reading (dBuV/m)	Average Limit (dBuV/m)	Margin (dB)	Peak Limit (dBuV/m)	PK Margin (dB)	Azimuth (Degs)	Height (cm)	Polarity
1	* ** 2.4835	57.2	Pk	32.3	-24.5	65	-	-	74	-9	77	378	V
2	* ** 2.48372	57.7	Pk	32.3	-24.5	65.5	-	-	74	-8.5	77	378	V
3	* ** 2.4835	44.01	RMS	32.3	-24.5	51.81	54	-2.19	-	-	77	378	V
4	* ** 2.48353	44.29	RMS	32.3	-24.5	52.09	54	-1.91	-	-	77	378	V

* - indicates frequency in CFR47 Pt 15 / IC RSS-Restricted Band
** - indicates frequency in Taiwan NCC LP0002 Restricted Band
Pk - Peak detector
RMS - RMS detection

UL LLC
12 Laboratory Dr., RTP, NC 27709; USA TEL:(919) 549-1400
This report shall not be reproduced except in full, without the written approval of UL LLC

BANDEDGE (HIGH CHANNEL, CH 11)

HORIZONTAL RESULT

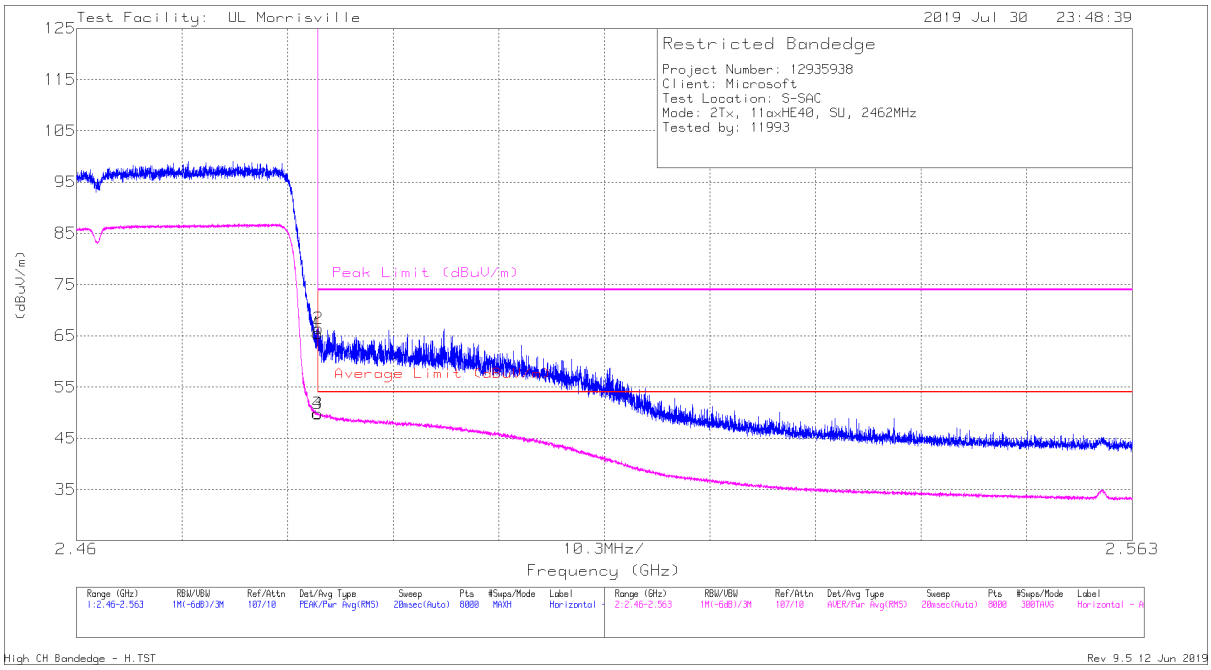

Marker	Frequency (GHz)	Meter Reading (dBuV)	Det	AT0072 (dB/m)	Amp/Cbl/Fltr/Pad (dB)	Corrected Reading (dBuV/m)	Average Limit (dBuV/m)	Margin (dB)	Peak Limit (dBuV/m)	PK Margin (dB)	Azimuth (Degs)	Height (cm)	Polarity
1	* ** 2.4835	57.73	Pk	32.3	-24.5	65.53	-	-	74	-8.47	85	371	H
2	* ** 2.48362	58.64	Pk	32.3	-24.5	66.44	-	-	74	-7.56	85	371	H
3	* ** 2.4835	42.08	RMS	32.3	-24.5	49.88	54	-4.12	-	-	85	371	H
4	* ** 2.48354	42	RMS	32.3	-24.5	49.8	54	-4.2	-	-	85	371	H

* - indicates frequency in CFR47 Pt 15 / IC RSS-Restricted Band
** - indicates frequency in Taiwan NCC LP0002 Restricted Band
Pk - Peak detector
RMS - RMS detection

UL LLC
12 Laboratory Dr., RTP, NC 27709; USA TEL:(919) 549-1400
This report shall not be reproduced except in full, without the written approval of UL LLC

VERTICAL RESULT

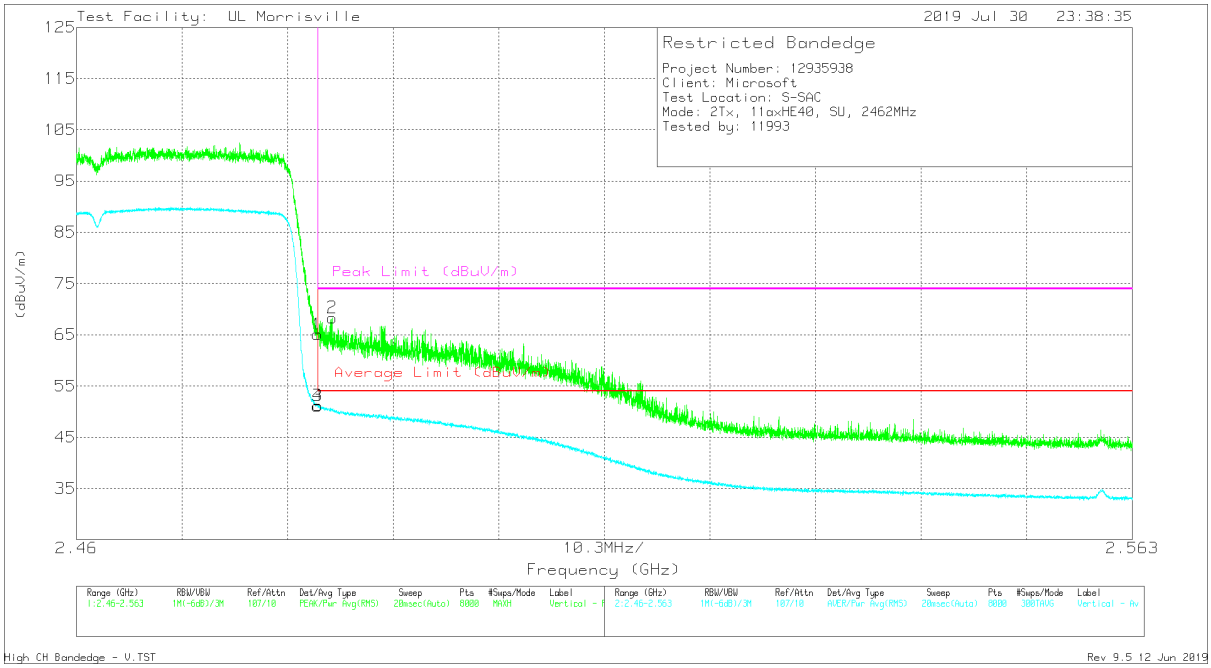

Marker	Frequency (GHz)	Meter Reading (dBuV)	Det	AT0072 (dB/m)	Amp/Cbl/Fltr/Pad (dB)	Corrected Reading (dBuV/m)	Average Limit (dBuV/m)	Margin (dB)	Peak Limit (dBuV/m)	PK Margin (dB)	Azimuth (Degs)	Height (cm)	Polarity
1	* ** 2.4835	57.27	Pk	32.3	-24.5	65.07	-	-	74	-8.93	78	379	V
2	* ** 2.48496	60.54	Pk	32.3	-24.5	68.34	-	-	74	-5.66	78	379	V
3	* ** 2.4835	43.34	RMS	32.3	-24.5	51.14	54	-2.86	-	-	78	379	V
4	* ** 2.48354	43.41	RMS	32.3	-24.5	51.21	54	-2.79	-	-	78	379	V

* - indicates frequency in CFR47 Pt 15 / IC RSS-Restricted Band
** - indicates frequency in Taiwan NCC LP0002 Restricted Band
Pk - Peak detector
RMS - RMS detection

UL LLC
12 Laboratory Dr., RTP, NC 27709; USA
TEL:(919) 549-1400

This report shall not be reproduced except in full, without the written approval of UL LLC

2TXChain 0 +Chain 1 MODE: 484-Tones, RU index 65

BANDEDGE (LOW CHANNEL, CH 3)

HORIZONTAL RESULT

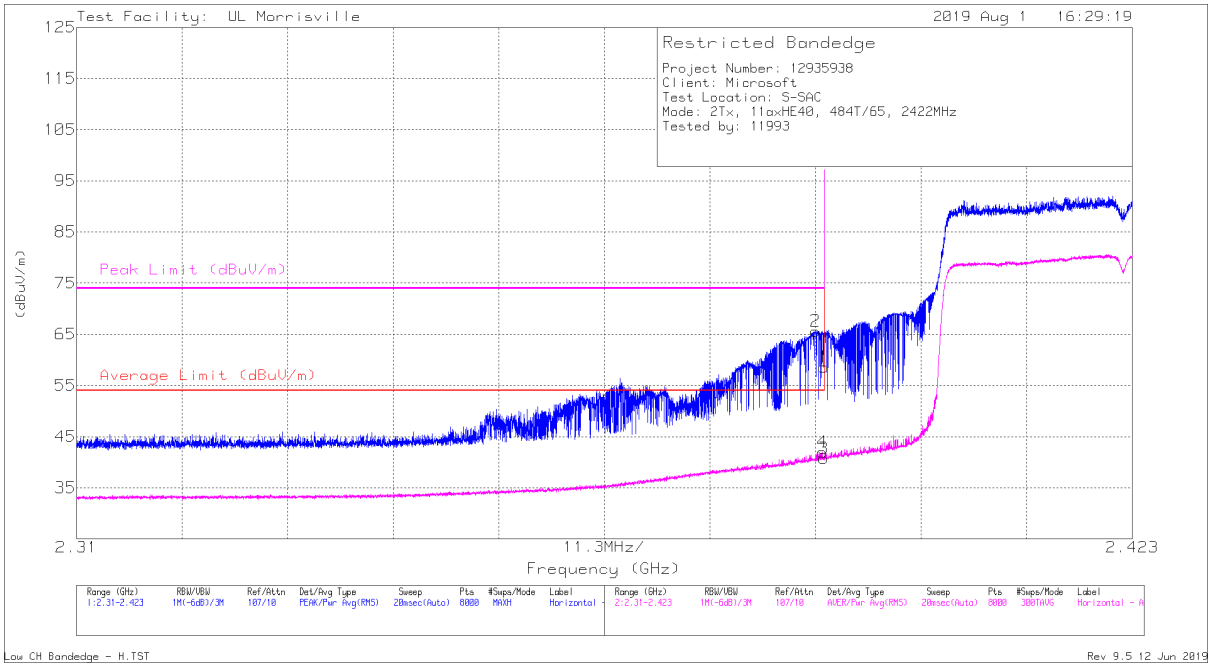

Marker	Frequency (GHz)	Meter Reading (dBuV)	Det	AT0072 (dB/m)	Amp/Cbl/Fltr/Pad (dB)	Corrected Reading (dBuV/m)	Average Limit (dBuV/m)	Margin (dB)	Peak Limit (dBuV/m)	PK Margin (dB)	Azimuth (Degs)	Height (cm)	Polarity
1	* ** 2.38999	50.65	Pk	31.9	-24	58.55	-	-	74	-15.45	238	384	H
2	* ** 2.38907	57.72	Pk	31.9	-24	65.62	-	-	74	-8.38	238	384	H
3	* ** 2.38999	32.83	RMS	31.9	-24	40.73	54	-13.27	-	-	238	384	H
4	* ** 2.38985	34.06	RMS	31.9	-24	41.96	54	-12.04	-	-	238	384	H

* - indicates frequency in CFR47 Pt 15 / IC RSS-Restricted Band
** - indicates frequency in Taiwan NCC LP0002 Restricted Band
Pk - Peak detector
RMS - RMS detection

UL LLC
12 Laboratory Dr., RTP, NC 27709; USA TEL:(919) 549-1400
This report shall not be reproduced except in full, without the written approval of UL LLC

VERTICAL RESULT

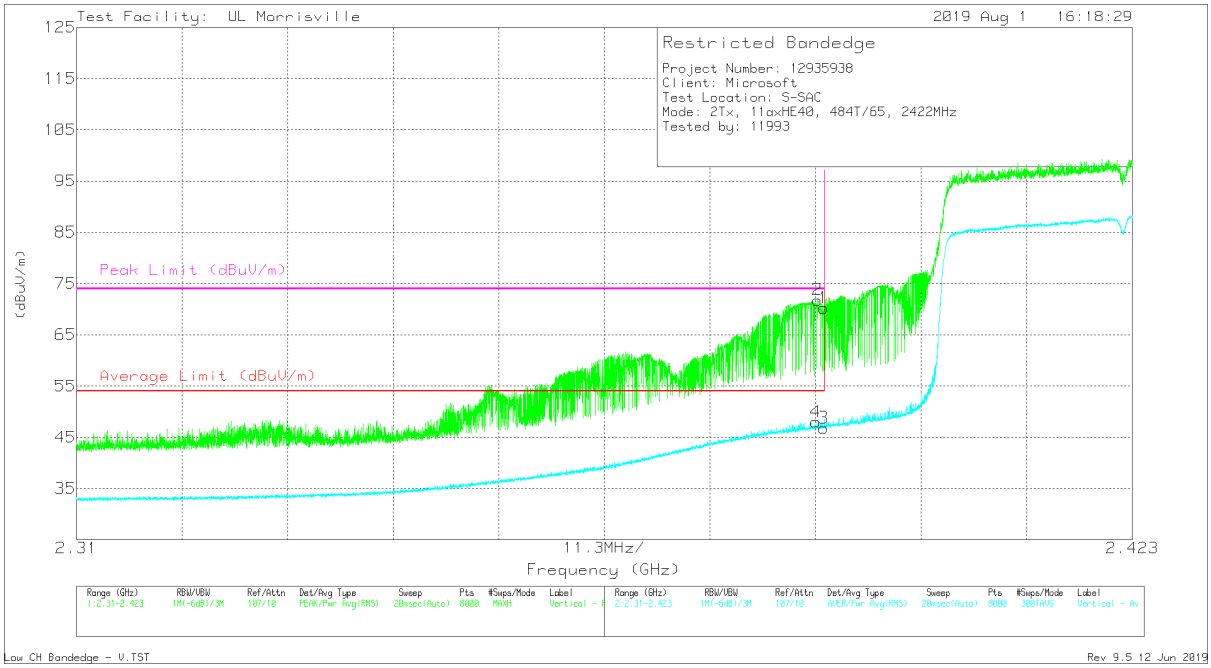

Marker	Frequency (GHz)	Meter Reading (dBuV)	Det	AT0072 (dB/m)	Amp/Cbl/Fltr/Pad (dB)	Corrected Reading (dBuV/m)	Average Limit (dBuV/m)	Margin (dB)	Peak Limit (dBuV/m)	PK Margin (dB)	Azimuth (Degs)	Height (cm)	Polarity
1	* ** 2.38999	62.31	Pk	31.9	-24	70.21	-	-	74	-3.79	226	177	V
2	* ** 2.38927	63.89	Pk	31.9	-24	71.79	-	-	74	-2.21	226	177	V
3	* ** 2.38999	38.92	RMS	31.9	-24	46.82	54	-7.18	-	-	226	177	V
4	* ** 2.38913	40.11	RMS	31.9	-24	48.01	54	-5.99	-	-	226	177	V

* - indicates frequency in CFR47 Pt 15 / IC RSS-Restricted Band
** - indicates frequency in Taiwan NCC LP0002 Restricted Band
Pk - Peak detector
RMS - RMS detection

UL LLC
12 Laboratory Dr., RTP, NC 27709; USA
TEL:(919) 549-1400

This report shall not be reproduced except in full, without the written approval of UL LLC

BANDEDGE (LOW CHANNEL, CH 4)

HORIZONTAL RESULT

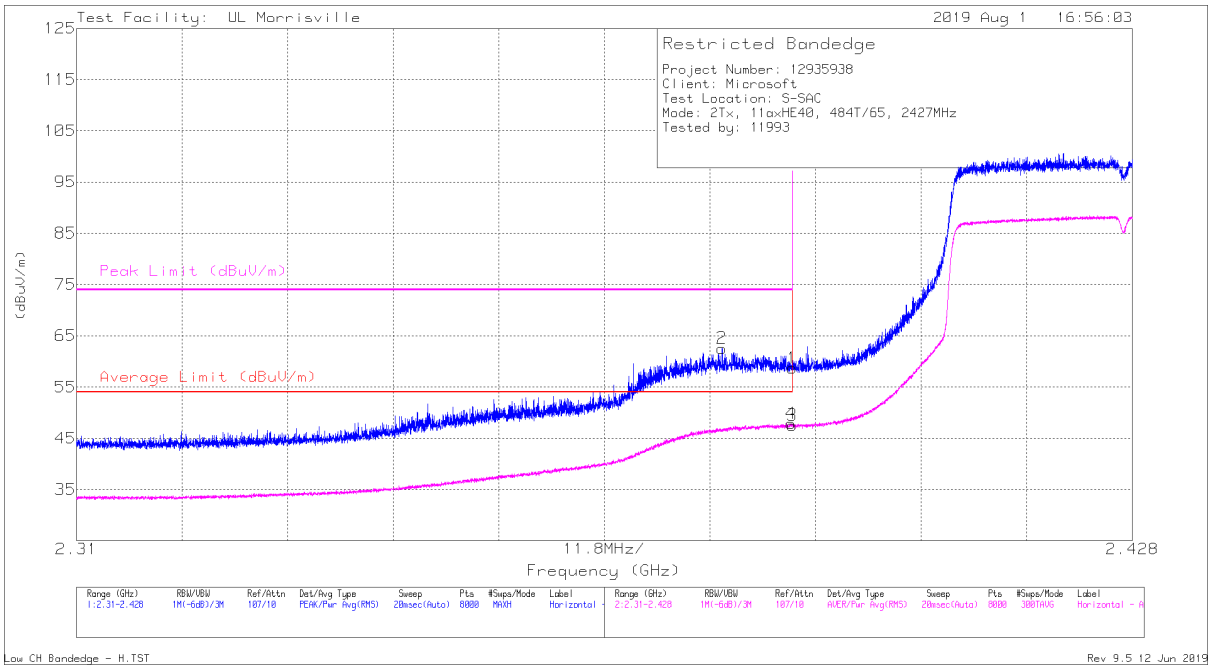

Marker	Frequency (GHz)	Meter Reading (dBuV)	Det	AT0072 (dB/m)	Amp/Cbl/Fltr/Pad (dB)	Corrected Reading (dBuV/m)	Average Limit (dBuV/m)	Margin (dB)	Peak Limit (dBuV/m)	PK Margin (dB)	Azimuth (Degs)	Height (cm)	Polarity
1	* ** 2.38999	50.78	Pk	31.9	-24	58.68	-	-	74	-15.32	93	365	H
2	* ** 2.38211	54.56	Pk	31.9	-23.9	62.56	-	-	74	-11.44	93	365	H
3	* ** 2.38999	39.65	RMS	31.9	-24	47.55	54	-6.45	-	-	93	365	H
4	* ** 2.38987	40	RMS	31.9	-24	47.9	54	-6.1	-	-	93	365	H

* - indicates frequency in CFR47 Pt 15 / IC RSS-Restricted Band
** - indicates frequency in Taiwan NCC LP0002 Restricted Band
Pk - Peak detector
RMS - RMS detection

UL LLC
12 Laboratory Dr., RTP, NC 27709; USA TEL:(919) 549-1400
This report shall not be reproduced except in full, without the written approval of UL LLC

VERTICAL RESULT

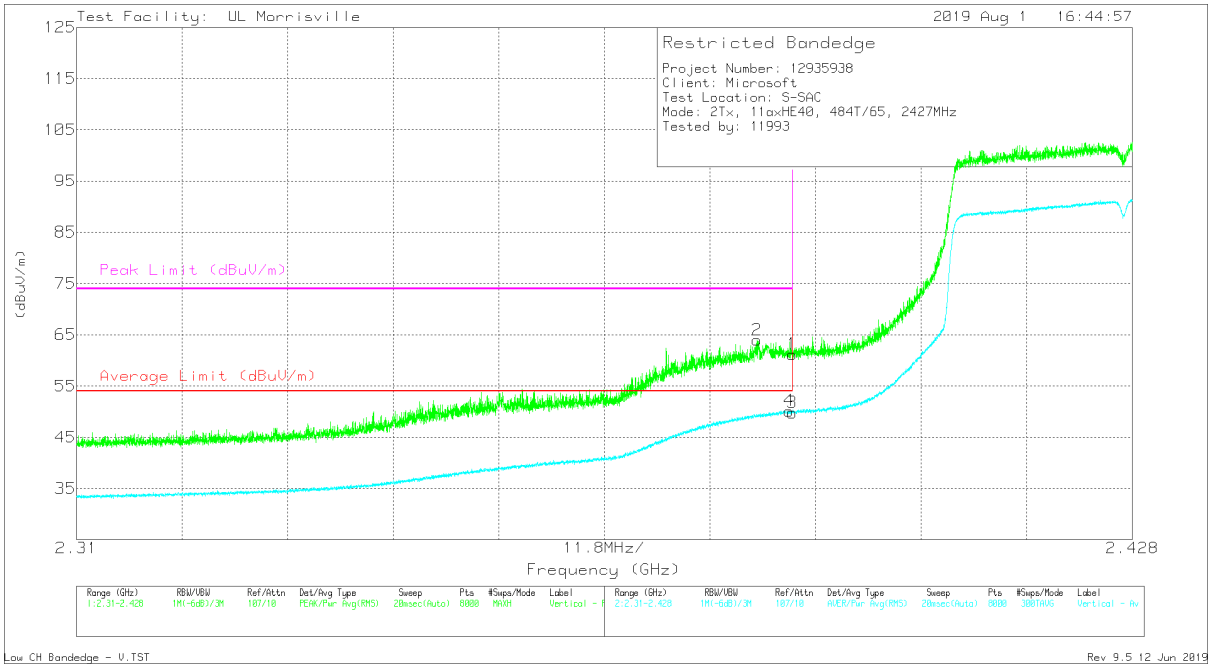

Marker	Frequency (GHz)	Meter Reading (dBuV)	Det	AT0072 (dB/m)	Amp/Cbl/Fltr/Pad (dB)	Corrected Reading (dBuV/m)	Average Limit (dBuV/m)	Margin (dB)	Peak Limit (dBuV/m)	PK Margin (dB)	Azimuth (Degs)	Height (cm)	Polarity
1	* ** 2.38999	53.31	Pk	31.9	-24	61.21	-	-	74	-12.79	183	132	V
2	* ** 2.38606	56.05	Pk	31.9	-24	63.95	-	-	74	-10.05	183	132	V
3	* ** 2.38999	41.9	RMS	31.9	-24	49.8	54	-4.2	-	-	183	132	V
4	* ** 2.38962	42.26	RMS	31.9	-24	50.16	54	-3.84	-	-	183	132	V

* - indicates frequency in CFR47 Pt 15 / IC RSS-Restricted Band
** - indicates frequency in Taiwan NCC LP0002 Restricted Band
Pk - Peak detector
RMS - RMS detection

UL LLC
12 Laboratory Dr., RTP, NC 27709; USA
TEL:(919) 549-1400

This report shall not be reproduced except in full, without the written approval of UL LLC

BANDEDGE (HIGH CHANNEL, CH 9)

HORIZONTAL RESULT

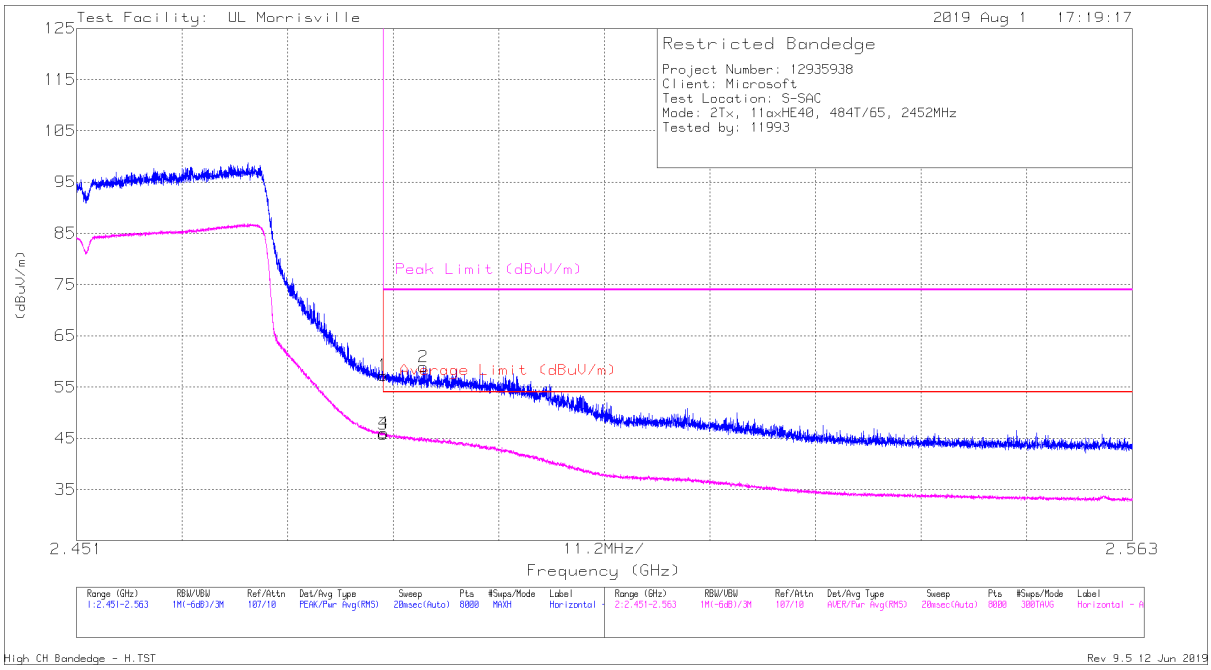

Marker	Frequency (GHz)	Meter Reading (dBuV)	Det	AT0072 (dB/m)	Amp/Cbl/Fltr/Pad (dB)	Corrected Reading (dBuV/m)	Average Limit (dBuV/m)	Margin (dB)	Peak Limit (dBuV/m)	PK Margin (dB)	Azimuth (Degs)	Height (cm)	Polarity
1	* ** 2.48351	49.47	Pk	32.3	-24.5	57.27	-	-	74	-16.73	177	354	H
2	* ** 2.48778	51.11	Pk	32.3	-24.5	58.91	-	-	74	-15.09	177	354	H
3	* ** 2.48351	38.02	RMS	32.3	-24.5	45.82	54	-8.18	-	-	177	354	H
4	* ** 2.48357	38.27	RMS	32.3	-24.5	46.07	54	-7.93	-	-	177	354	H

* - indicates frequency in CFR47 Pt 15 / IC RSS-Restricted Band
** - indicates frequency in Taiwan NCC LP0002 Restricted Band
Pk - Peak detector
RMS - RMS detection

UL LLC
12 Laboratory Dr., RTP, NC 27709; USA TEL:(919) 549-1400
This report shall not be reproduced except in full, without the written approval of UL LLC

VERTICAL RESULT

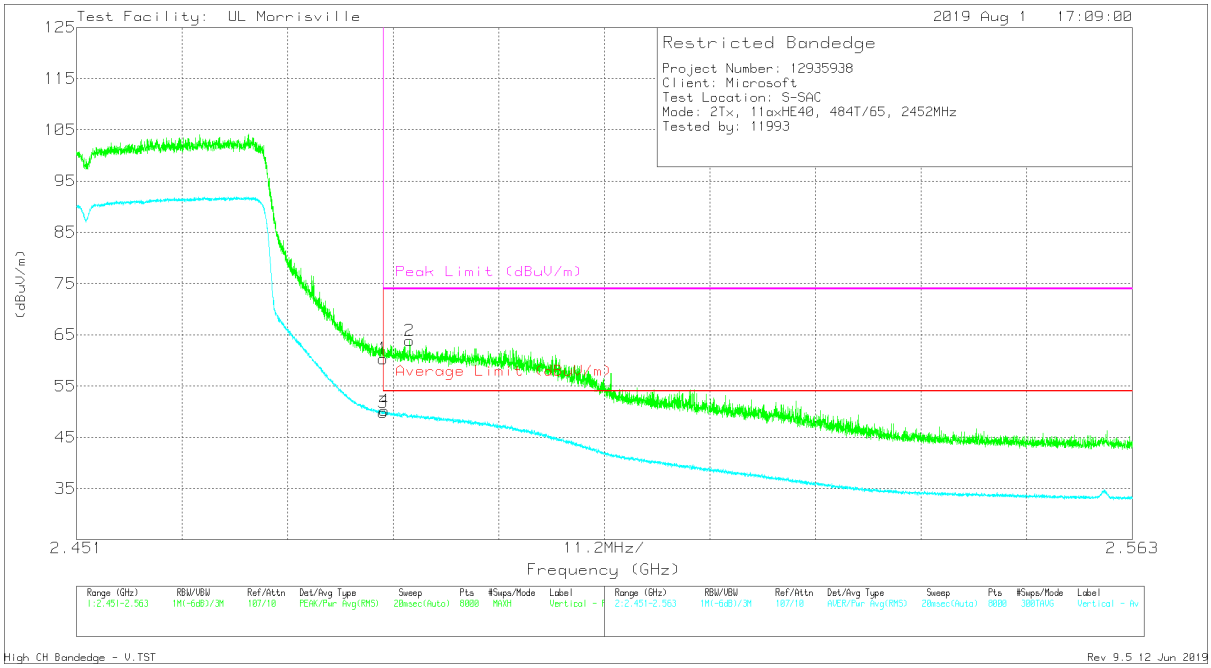

Marker	Frequency (GHz)	Meter Reading (dBuV)	Det	AT0072 (dB/m)	Amp/Cbl/Fltr/Pad (dB)	Corrected Reading (dBuV/m)	Average Limit (dBuV/m)	Margin (dB)	Peak Limit (dBuV/m)	PK Margin (dB)	Azimuth (Degs)	Height (cm)	Polarity
1	* ** 2.48351	52.54	Pk	32.3	-24.5	60.34	-	-	74	-13.66	176	355	V
2	* ** 2.48631	56.05	Pk	32.3	-24.5	63.85	-	-	74	-10.15	176	355	V
3	* ** 2.48351	42.01	RMS	32.3	-24.5	49.81	54	-4.19	-	-	176	355	V
4	* ** 2.48368	42.43	RMS	32.3	-24.5	50.23	54	-3.77	-	-	176	355	V

* - indicates frequency in CFR47 Pt 15 / IC RSS-Restricted Band
** - indicates frequency in Taiwan NCC LP0002 Restricted Band
Pk - Peak detector
RMS - RMS detection

UL LLC
12 Laboratory Dr., RTP, NC 27709; USA
TEL:(919) 549-1400

This report shall not be reproduced except in full, without the written approval of UL LLC

BANDEDGE (HIGH CHANNEL, CH 10)

HORIZONTAL RESULT

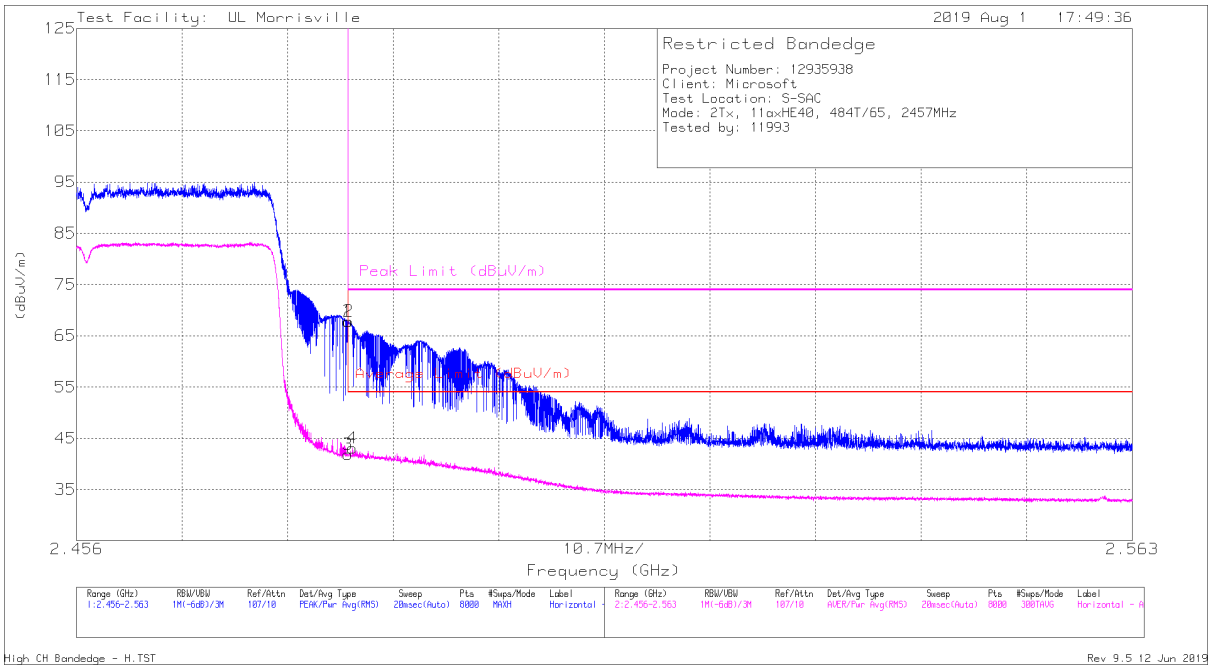

Marker	Frequency (GHz)	Meter Reading (dBuV)	Det	AT0072 (dB/m)	Amp/Cbl/Fltr/Pad (dB)	Corrected Reading (dBuV/m)	Average Limit (dBuV/m)	Margin (dB)	Peak Limit (dBuV/m)	PK Margin (dB)	Azimuth (Degs)	Height (cm)	Polarity
1	* ** 2.4835	59.98	Pk	32.3	-24.5	67.78	-	-	74	-6.22	249	347	H
2	* ** 2.48358	60.03	Pk	32.3	-24.5	67.83	-	-	74	-6.17	249	347	H
3	* ** 2.4835	34.07	RMS	32.3	-24.5	41.87	54	-12.13	-	-	249	347	H
4	* ** 2.48395	35.3	RMS	32.3	-24.5	43.1	54	-10.9	-	-	249	347	H

* - indicates frequency in CFR47 Pt 15 / IC RSS-Restricted Band
** - indicates frequency in Taiwan NCC LP0002 Restricted Band
Pk - Peak detector
RMS - RMS detection

UL LLC
12 Laboratory Dr., RTP, NC 27709; USA TEL:(919) 549-1400
This report shall not be reproduced except in full, without the written approval of UL LLC

VERTICAL RESULT

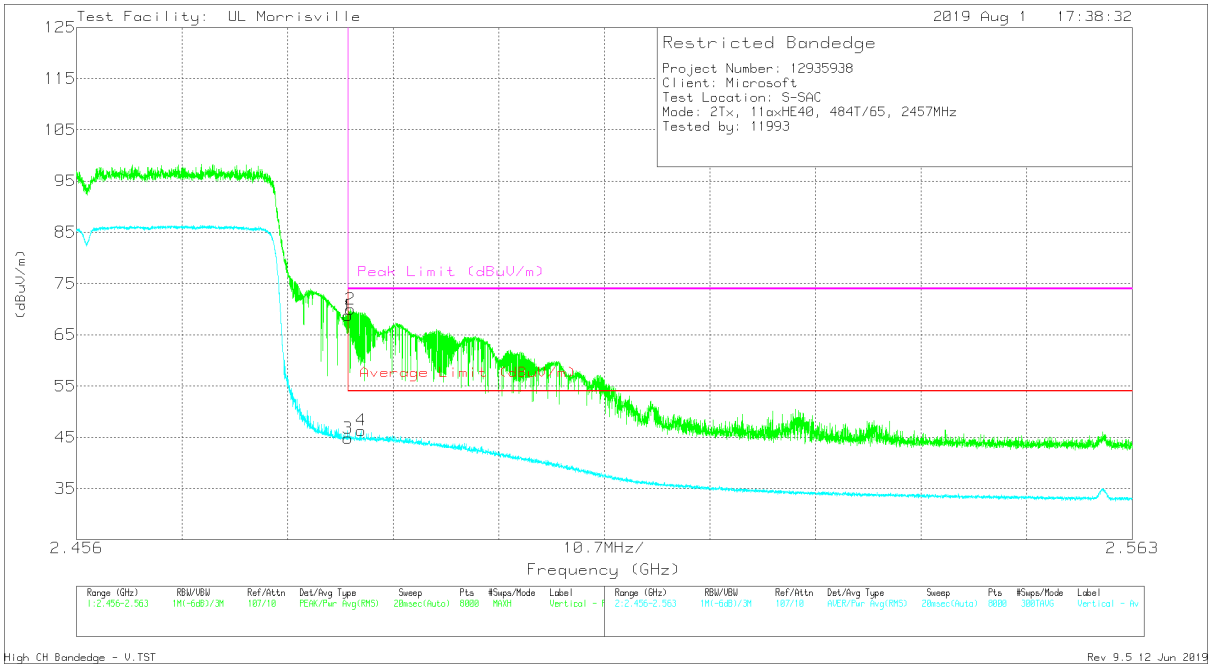

Marker	Frequency (GHz)	Meter Reading (dBuV)	Det	AT0072 (dB/m)	Amp/Cbl/Fltr/Pad (dB)	Corrected Reading (dBuV/m)	Average Limit (dBuV/m)	Margin (dB)	Peak Limit (dBuV/m)	PK Margin (dB)	Azimuth (Degs)	Height (cm)	Polarity
1	* ** 2.4835	60.94	Pk	32.3	-24.5	68.74	-	-	74	-5.26	173	349	V
2	* ** 2.48378	62.18	Pk	32.3	-24.5	69.98	-	-	74	-4.02	173	349	V
3	* ** 2.4835	37.03	RMS	32.3	-24.5	44.83	54	-9.17	-	-	173	349	V
4	* ** 2.48485	38.55	RMS	32.3	-24.5	46.35	54	-7.65	-	-	173	349	V

* - indicates frequency in CFR47 Pt 15 / IC RSS-Restricted Band
** - indicates frequency in Taiwan NCC LP0002 Restricted Band
Pk - Peak detector
RMS - RMS detection

UL LLC
12 Laboratory Dr., RTP, NC 27709; USA TEL:(919) 549-1400
This report shall not be reproduced except in full, without the written approval of UL LLC

BANDEDGE (HIGH CHANNEL, CH 11)

HORIZONTAL RESULT

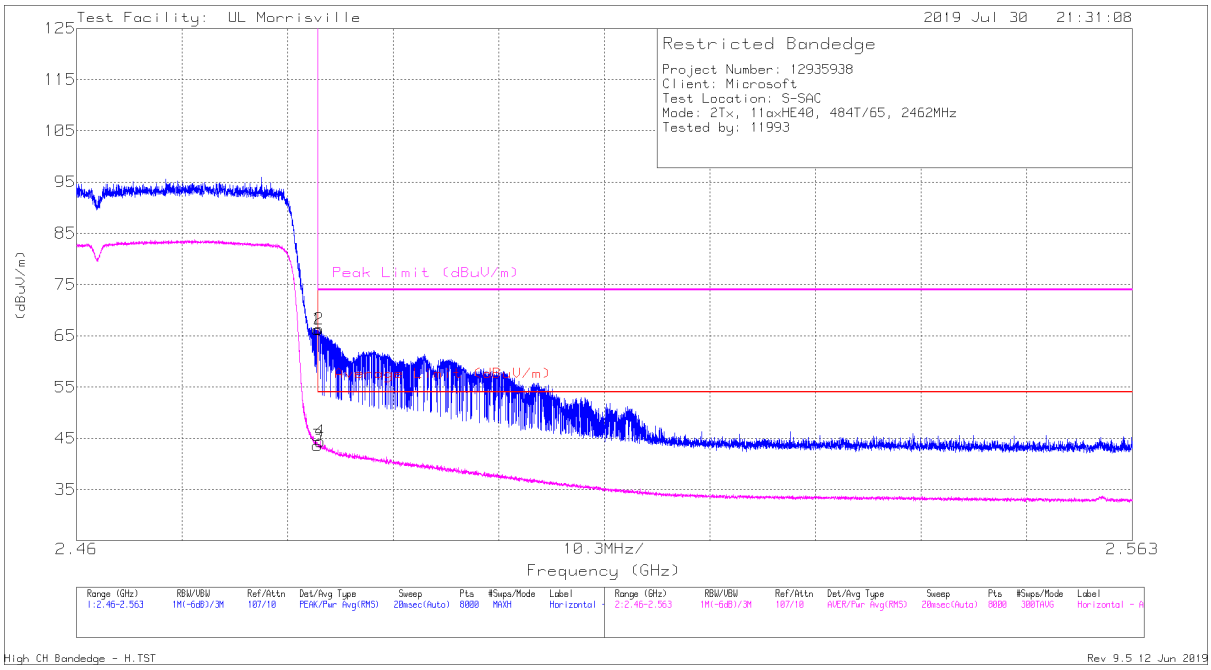

Marker	Frequency (GHz)	Meter Reading (dBuV)	Det	AT0072 (dB/m)	Amp/Cbl/Fltr/Pad (dB)	Corrected Reading (dBuV/m)	Average Limit (dBuV/m)	Margin (dB)	Peak Limit (dBuV/m)	PK Margin (dB)	Azimuth (Degs)	Height (cm)	Polarity
1	* ** 2.4835	58.37	Pk	32.3	-24.5	66.17	-	-	74	-7.83	259	398	H
2	* ** 2.48364	58.5	Pk	32.3	-24.5	66.3	-	-	74	-7.7	259	398	H
3	* ** 2.4835	35.77	RMS	32.3	-24.5	43.57	54	-10.43	-	-	259	398	H
4	* ** 2.48378	36.6	RMS	32.3	-24.5	44.4	54	-9.6	-	-	259	398	H

* - indicates frequency in CFR47 Pt 15 / IC RSS-Restricted Band
** - indicates frequency in Taiwan NCC LP0002 Restricted Band
Pk - Peak detector
RMS - RMS detection

UL LLC
12 Laboratory Dr., RTP, NC 27709; USA TEL:(919) 549-1400
This report shall not be reproduced except in full, without the written approval of UL LLC

VERTICAL RESULT

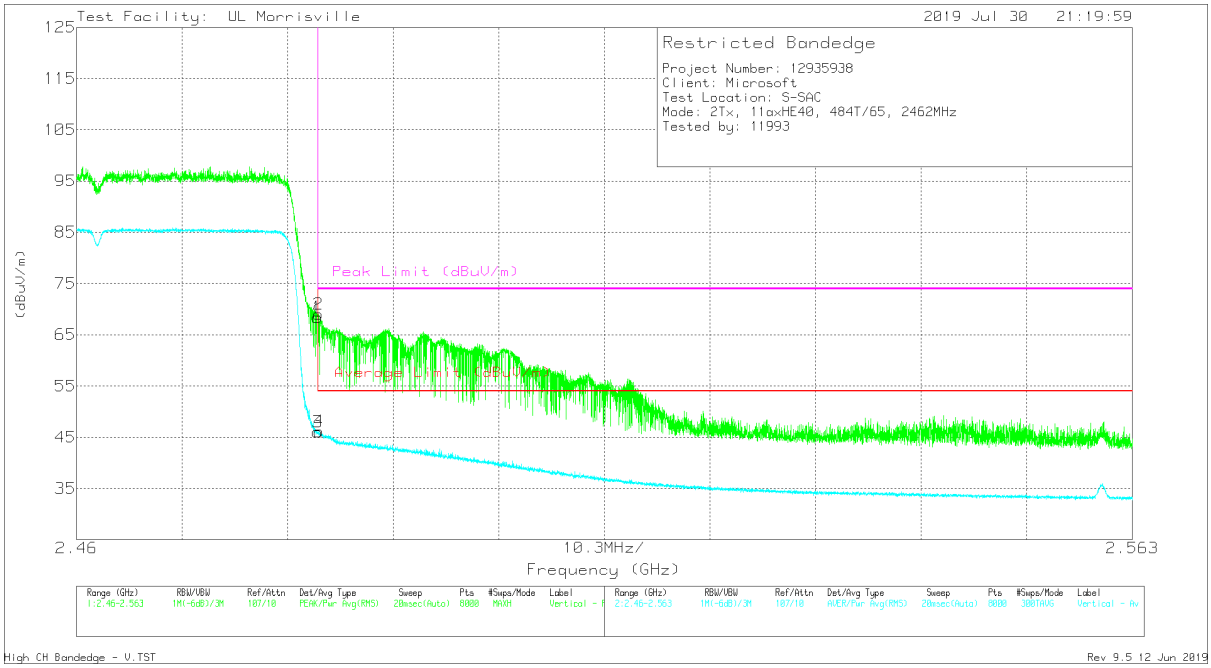

Marker	Frequency (GHz)	Meter Reading (dBuV)	Det	AT0072 (dB/m)	Amp/Cbl/Fltr/Pad (dB)	Corrected Reading (dBuV/m)	Average Limit (dBuV/m)	Margin (dB)	Peak Limit (dBuV/m)	PK Margin (dB)	Azimuth (Degs)	Height (cm)	Polarity
1	* ** 2.4835	60.63	Pk	32.3	-24.5	68.43	-	-	74	-5.57	189	190	V
2	* ** 2.48362	61.23	Pk	32.3	-24.5	69.03	-	-	74	-4.97	189	190	V
3	* ** 2.4835	38.26	RMS	32.3	-24.5	46.06	54	-7.94	-	-	189	190	V
4	* ** 2.48363	38.32	RMS	32.3	-24.5	46.12	54	-7.88	-	-	189	190	V

* - indicates frequency in CFR47 Pt 15 / IC RSS-Restricted Band
** - indicates frequency in Taiwan NCC LP0002 Restricted Band
Pk - Peak detector
RMS - RMS detection

UL LLC
12 Laboratory Dr., RTP, NC 27709; USA TEL:(919) 549-1400
This report shall not be reproduced except in full, without the written approval of UL LLC

HARMONICS AND SPURIOUS EMISSIONS

Note – Radiated Spurious plots were run with all channels set to mid channel power settings.

LOW CHANNEL, CH 3 RESULTS

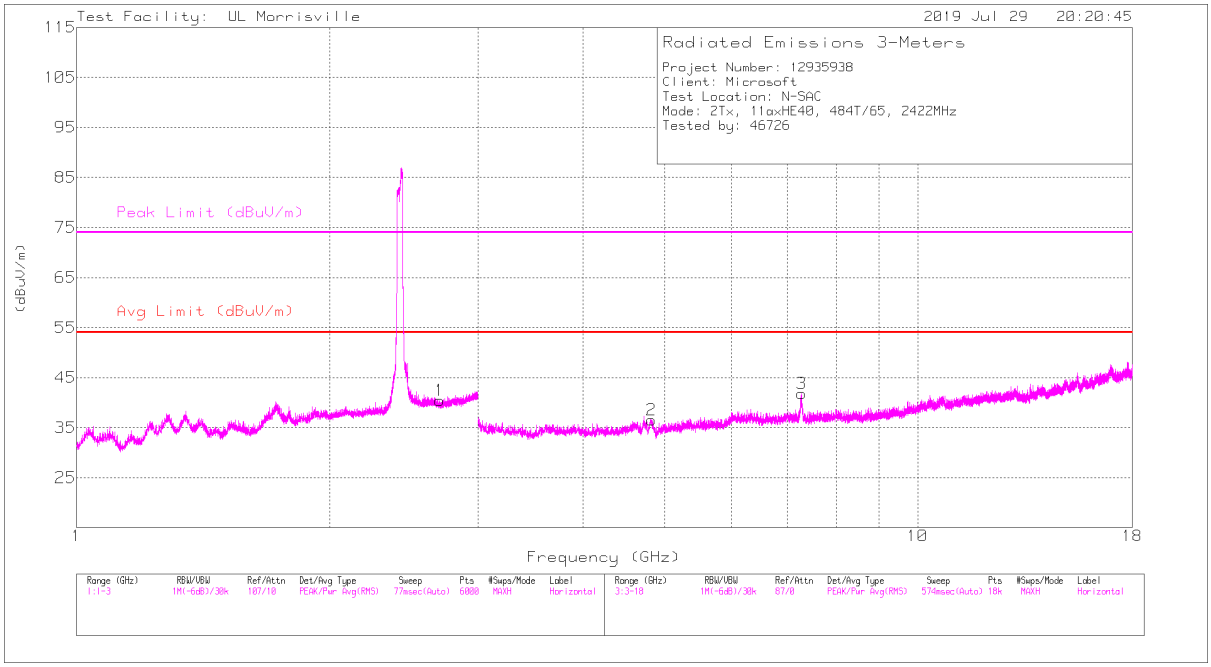

HORIZONTAL

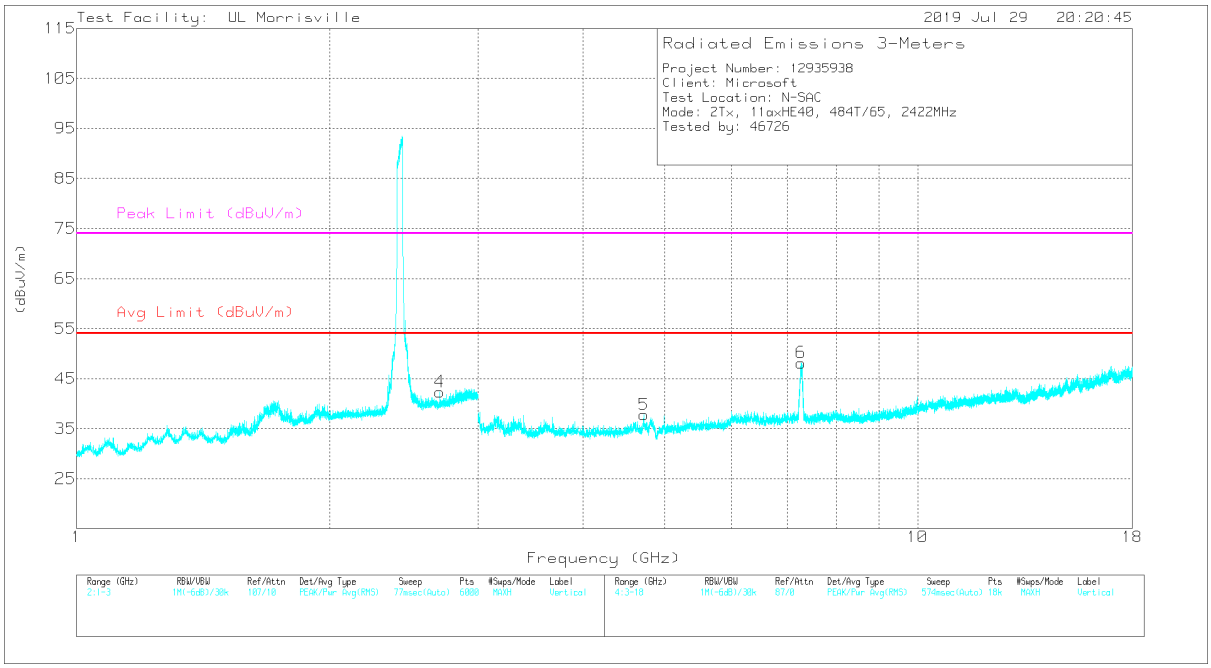

VERTICAL

UL LLC
12 Laboratory Dr., RTP, NC 27709; USA TEL:(919) 549-1400

This report shall not be reproduced except in full, without the written approval of UL LLC

RADIATED EMISSIONS

Markers	Frequency (GHz)	Meter Reading (dBuV)	Det	AT0067 AF (dBuV/m)	Amp/Cbl/Fltr/Pad (dB)	Corrected Reading (dBuV/m)	Avg Limit (dBuV/m)	Margin (dB)	Peak Limit (dBuV/m)	PK Margin (dB)	Azimuth (Degs)	Height (cm)	Polarity
1	* ** 2.70022	38.09	PK2	32	-23.9	46.19	-	-	74	-27.81	143	315	H
	* ** 2.70022	25.88	MAv1	32	-23.9	33.98	54	-20.02	-	-	143	315	H
4	* ** 2.69871	39.45	PK2	32	-23.9	47.55	-	-	74	-26.45	36	246	V
	* ** 2.69872	27.62	MAv1	32	-23.9	35.72	54	-18.28	-	-	36	246	V
2	* ** 4.80592	41.18	PK2	34.1	-31.6	43.68	-	-	74	-30.32	352	177	H
	* ** 4.80591	29	MAv1	34.1	-31.6	31.5	54	-22.5	-	-	352	177	H
3	* ** 7.27575	46.02	PK2	35.6	-29.2	52.42	-	-	74	-21.58	262	379	H
	* ** 7.27575	33.06	MAv1	35.6	-29.2	39.46	54	-14.54	-	-	262	379	H
5	* ** 4.7135	41.43	PK2	33.9	-32.3	43.03	-	-	74	-30.97	113	162	V
	* ** 4.71354	28.88	MAv1	33.9	-32.3	30.48	54	-23.52	-	-	113	162	V
6	* ** 7.27434	45.89	PK2	35.6	-29.2	52.29	-	-	74	-21.71	271	225	V
	* ** 7.27423	32.57	MAv1	35.6	-29.2	38.97	54	-15.03	-	-	271	225	V

* - indicates frequency in CFR47 Pt 15 / IC RSS-Restricted Band
** - indicates frequency in Taiwan NCC LP0002 Restricted Band
PK2 - Maximum Peak
MAv1 - Maximum RMS Average

UL LLC
12 Laboratory Dr., RTP, NC 27709; USA TEL:(919) 549-1400
This report shall not be reproduced except in full, without the written approval of UL LLC

MID CHANNEL, CH 6 RESULTS

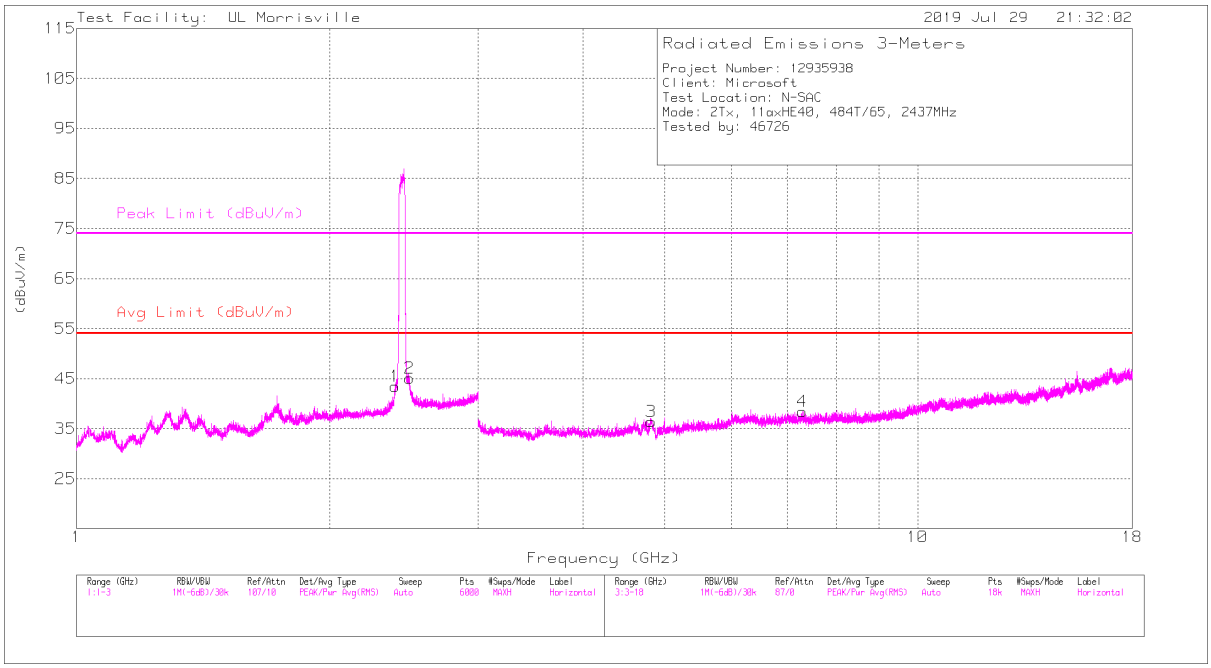

HORIZONTAL

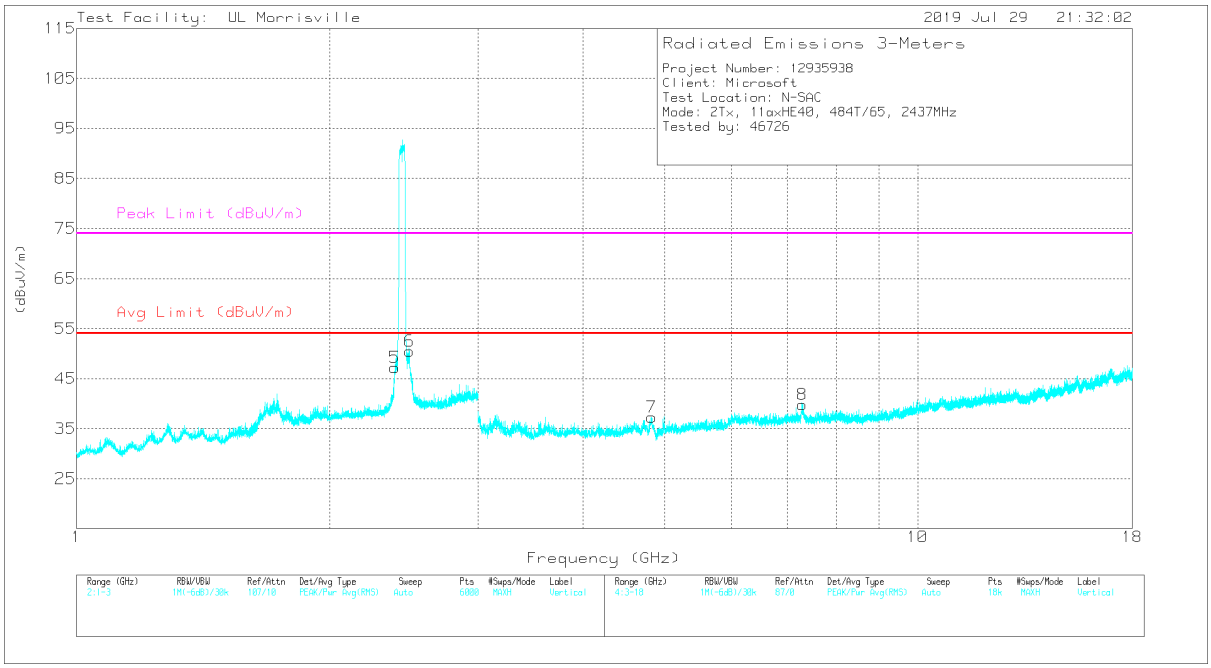

VERTICAL

UL LLC
12 Laboratory Dr., RTP, NC 27709; USA
TEL:(919) 549-1400

This report shall not be reproduced except in full, without the written approval of UL LLC

RADIATED EMISSIONS

Markers	Frequency (GHz)	Meter Reading (dBuV)	Det	AT0067 AF (dBuV/m)	Amp/Cbl/Fltr/Pad (dB)	Corrected Reading (dBuV/m)	Avg Limit (dBuV/m)	Margin (dB)	Peak Limit (dBuV/m)	PK Margin (dB)	Azimuth (Degs)	Height (cm)	Polarity
1	* ** 2.3861	42.43	PK2	32	-24.4	50.03	-	-	74	-23.97	342	176	H
	* ** 2.38624	28.51	MAv1	32	-24.4	36.11	54	-17.89	-	-	342	176	H
2	* ** 2.48551	45.52	PK2	32.4	-24.3	53.62	-	-	74	-20.38	16	258	H
	* ** 2.48551	31.55	MAv1	32.4	-24.3	39.65	54	-14.35	-	-	16	258	H
5	* ** 2.38781	51.05	PK2	32	-24.4	58.65	-	-	74	-15.35	149	136	V
	* ** 2.38799	35.2	MAv1	32	-24.4	42.8	54	-11.2	-	-	149	136	V
6	* ** 2.48558	51.24	PK2	32.4	-24.3	59.34	-	-	74	-14.66	154	110	V
	* ** 2.48558	36.71	MAv1	32.4	-24.3	44.81	54	-9.19	-	-	154	110	V
3	* ** 4.81732	42.63	PK2	34.1	-31.5	45.23	-	-	74	-28.77	189	331	H
	* ** 4.8174	29.79	MAv1	34.1	-31.5	32.39	54	-21.61	-	-	189	331	H
4	* ** 7.29782	41.84	PK2	35.6	-29.1	48.34	-	-	74	-25.66	241	391	H
	* ** 7.2979	28.63	MAv1	35.6	-29.1	35.13	54	-18.87	-	-	241	391	H
7	* ** 4.82826	41.52	PK2	34.1	-31.4	44.22	-	-	74	-29.78	0	390	V
	* ** 4.82826	28.64	MAv1	34.1	-31.4	31.34	54	-22.66	-	-	0	390	V
8	* ** 7.29164	44.12	PK2	35.6	-29.1	50.62	-	-	74	-23.38	263	232	V
	* ** 7.29182	30.96	MAv1	35.6	-29.1	37.46	54	-16.54	-	-	263	232	V

* - indicates frequency in CFR47 Pt 15 / IC RSS-Restricted Band
** - indicates frequency in Taiwan NCC LP0002 Restricted Band
PK2 - Maximum Peak
MAv1 - Maximum RMS Average

UL LLC
12 Laboratory Dr., RTP, NC 27709; USA TEL:(919) 549-1400
This report shall not be reproduced except in full, without the written approval of UL LLC

HIGH CHANNEL, CH 11 RESULTS

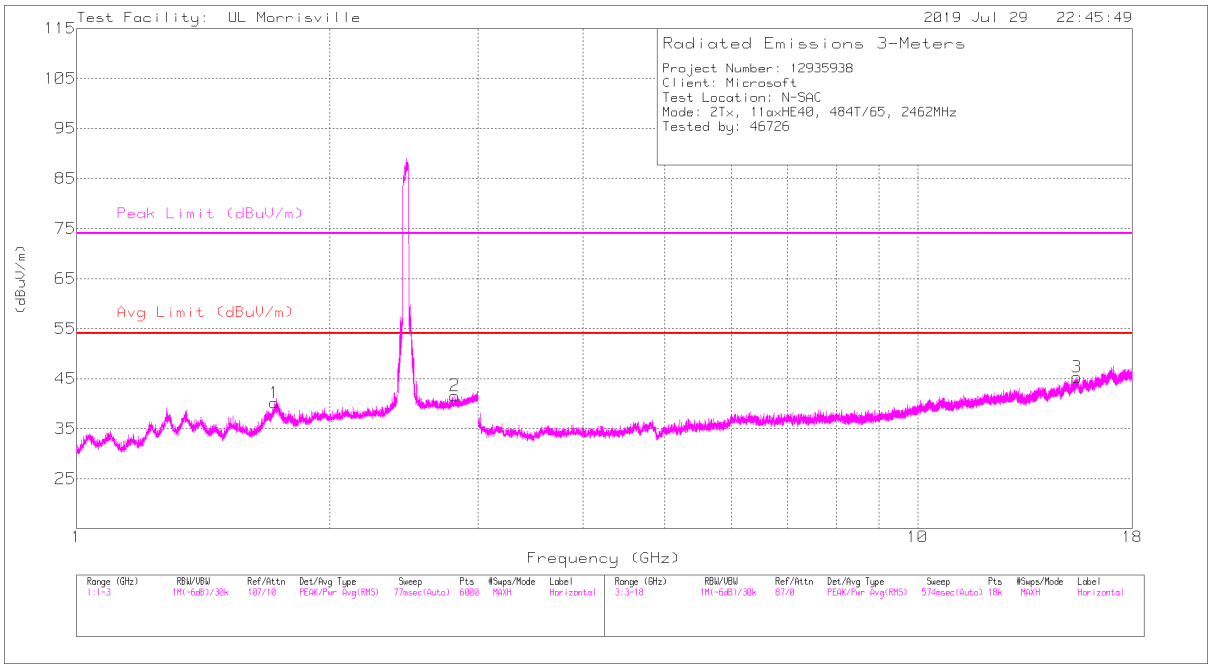

HORIZONTAL

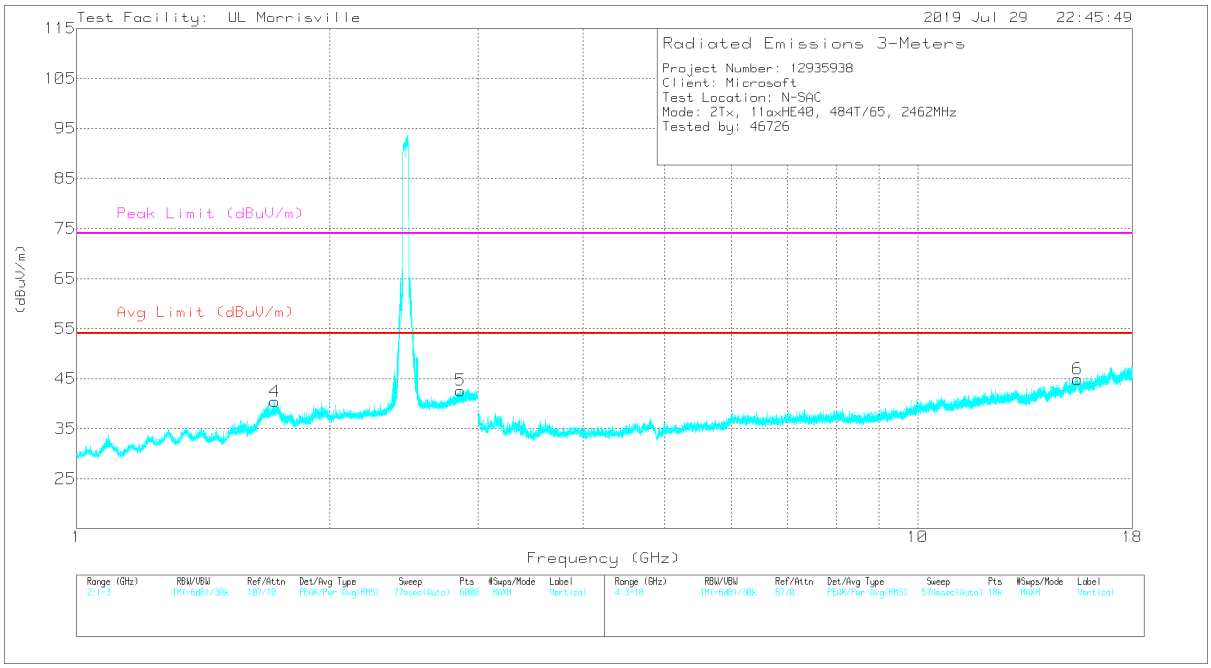

VERTICAL

UL LLC
12 Laboratory Dr., RTP, NC 27709; USA
TEL:(919) 549-1400

This report shall not be reproduced except in full, without the written approval of UL LLC

RADIATED EMISSIONS

Markers	Frequency (GHz)	Meter Reading (dBuV)	Det	AT0067 AF (dBuV/m)	Amp/Cbl/Fltr/Pad (dB)	Corrected Reading (dBuV/m)	Avg Limit (dBuV/m)	Margin (dB)	Peak Limit (dBuV/m)	PK Margin (dB)	Azimuth (Degs)	Height (cm)	Polarity
1	* ** 1.72004	43.83	PK2	29.4	-24.4	48.83	-	-	74	-25.17	291	152	H
	* ** 1.72004	31.38	MAv1	29.4	-24.4	36.38	54	-17.62	-	-	291	152	H
2	* ** 2.81995	38.43	PK2	32.3	-23.7	47.03	-	-	74	-26.97	66	166	H
	* ** 2.81994	26.2	MAv1	32.3	-23.7	34.8	54	-19.2	-	-	66	166	H
4	* ** 1.72073	43.19	PK2	29.4	-24.4	48.19	-	-	74	-25.81	27	236	V
	* ** 1.7207	31.01	MAv1	29.4	-24.4	36.01	54	-17.99	-	-	27	236	V
5	* ** 2.85795	41.53	PK2	32.4	-23.6	50.33	-	-	74	-23.67	30	209	V
	* ** 2.85792	29.52	MAv1	32.4	-23.6	38.32	54	-15.68	-	-	30	209	V
3	* ** 15.47046	35.51	PK2	40.1	-23.8	51.81	-	-	74	-22.19	360	374	H
	* ** 15.47044	23.31	MAv1	40.1	-23.8	39.61	54	-14.39	-	-	360	374	H
6	* ** 15.50155	35.45	PK2	40.2	-23.8	51.85	-	-	74	-22.15	94	346	V
	* ** 15.50145	23.32	MAv1	40.2	-23.8	39.72	54	-14.28	-	-	94	346	V

* - indicates frequency in CFR47 Pt 15 / IC RSS-Restricted Band
** - indicates frequency in Taiwan NCC LP0002 Restricted Band
PK2 - Maximum Peak
MAv1 - Maximum RMS Average

UL LLC
12 Laboratory Dr., RTP, NC 27709; USA TEL:(919) 549-1400
This report shall not be reproduced except in full, without the written approval of UL LLC

2TXChain 0 +Chain 1 MODE: 242-Tones, RU index 61

BANDEDGE (LOW CHANNEL, CH 3)

HORIZONTAL RESULT

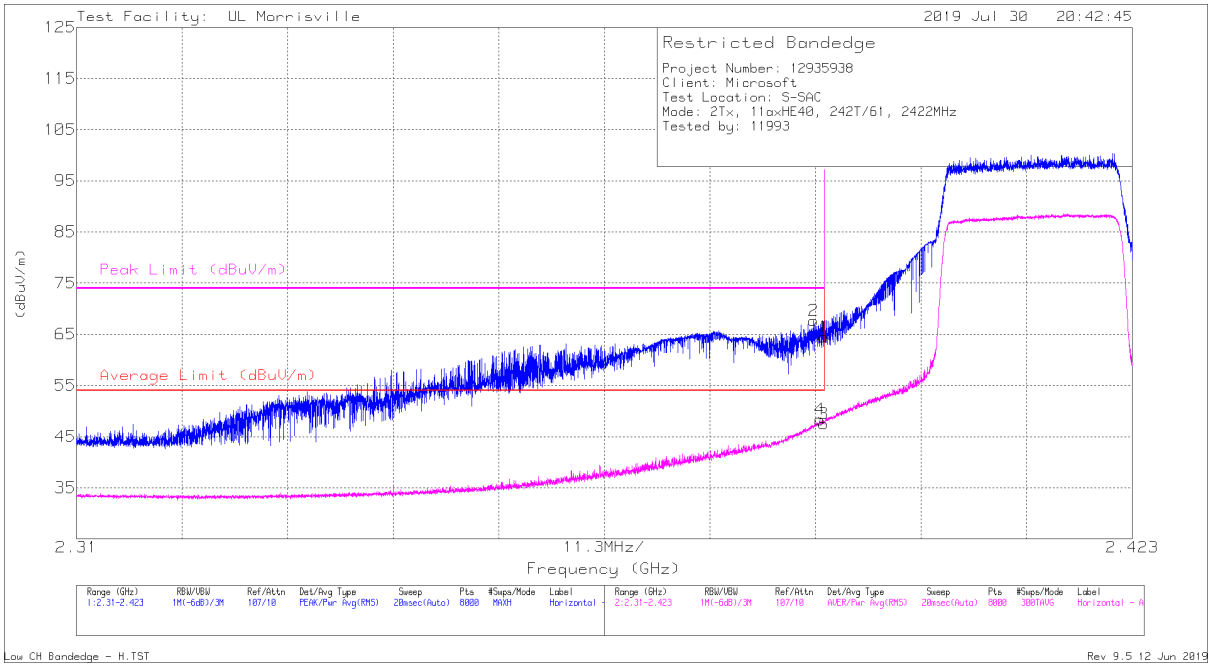

Marker	Frequency (GHz)	Meter Reading (dBuV)	Det	AT0072 (dB/m)	Amp/Cbl/Fltr/Pad (dB)	Corrected Reading (dBuV/m)	Average Limit (dBuV/m)	Margin (dB)	Peak Limit (dBuV/m)	PK Margin (dB)	Azimuth (Degs)	Height (cm)	Polarity
1	* ** 2.38999	56.57	Pk	31.9	-24	64.47	-	-	74	-9.53	339	362	H
2	* ** 2.38891	59.77	Pk	31.9	-24	67.67	-	-	74	-6.33	339	362	H
3	* ** 2.38999	39.63	RMS	31.9	-24	47.53	54	-6.47	-	-	339	362	H
4	* ** 2.38954	40.43	RMS	31.9	-24	48.33	54	-5.67	-	-	339	362	H

* - indicates frequency in CFR47 Pt 15 / IC RSS-Restricted Band
** - indicates frequency in Taiwan NCC LP0002 Restricted Band
Pk - Peak detector
RMS - RMS detection

UL LLC
12 Laboratory Dr., RTP, NC 27709; USA TEL:(919) 549-1400
This report shall not be reproduced except in full, without the written approval of UL LLC

VERTICAL RESULT

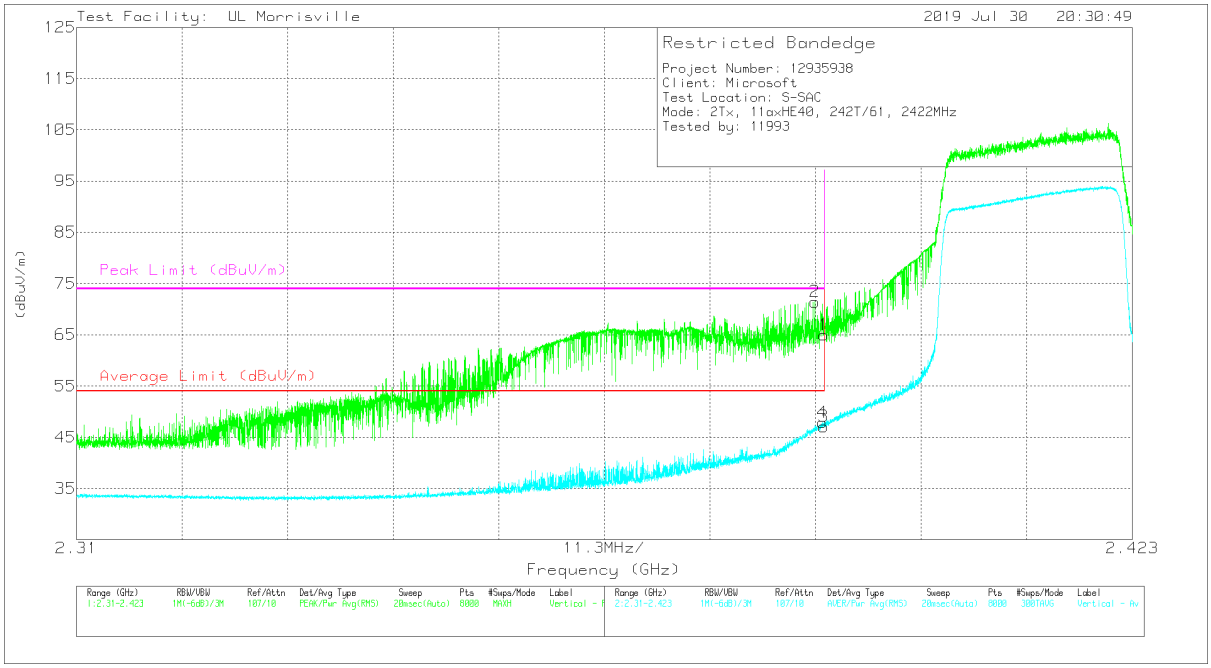

Marker	Frequency (GHz)	Meter Reading (dBuV)	Det	AT0072 (dB/m)	Amp/Cbl/Fltr/Pad (dB)	Corrected Reading (dBuV/m)	Average Limit (dBuV/m)	Margin (dB)	Peak Limit (dBuV/m)	PK Margin (dB)	Azimuth (Degs)	Height (cm)	Polarity
1	* ** 2.38999	57.09	Pk	31.9	-24	64.99	-	-	74	-9.01	73	352	V
2	* ** 2.389	63.53	Pk	31.9	-24	71.43	-	-	74	-2.57	73	352	V
3	* ** 2.38999	39.2	RMS	31.9	-24	47.1	54	-6.9	-	-	73	352	V
4	* ** 2.3898	39.96	RMS	31.9	-24	47.86	54	-6.14	-	-	73	352	V

* - indicates frequency in CFR47 Pt 15 / IC RSS-Restricted Band
** - indicates frequency in Taiwan NCC LP0002 Restricted Band
Pk - Peak detector
RMS - RMS detection

UL LLC
12 Laboratory Dr., RTP, NC 27709; USA TEL:(919) 549-1400
This report shall not be reproduced except in full, without the written approval of UL LLC

BANDEDGE (LOW CHANNEL, CH 4)

HORIZONTAL RESULT

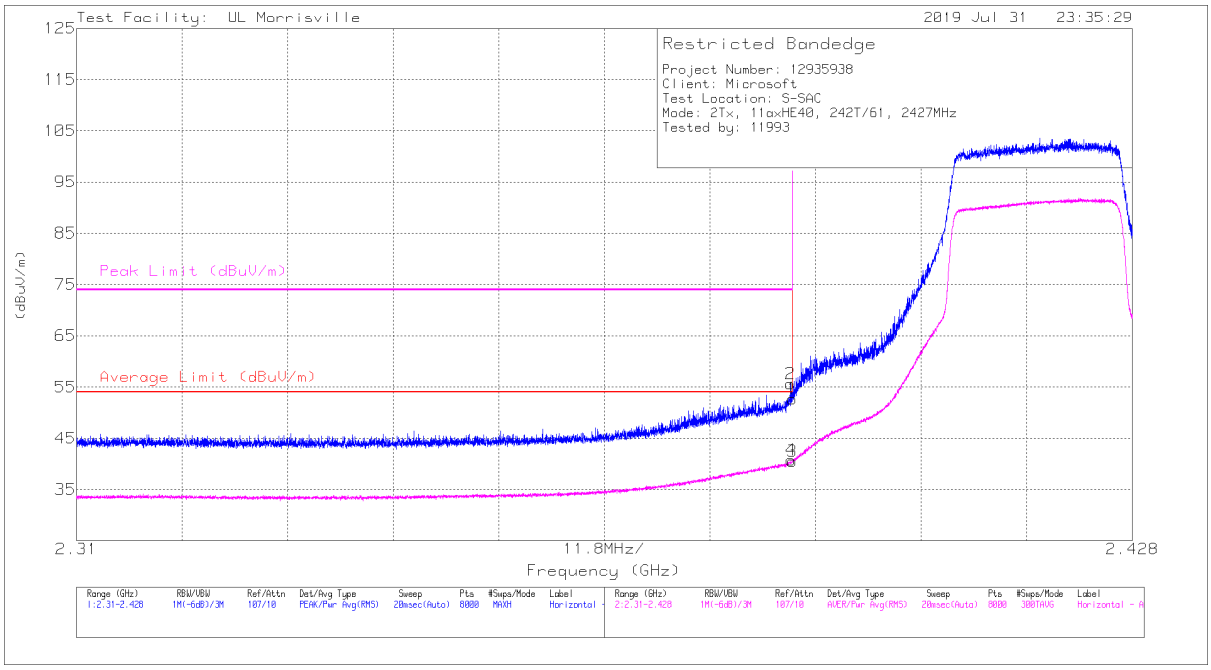

Marker	Frequency (GHz)	Meter Reading (dBuV)	Det	AT0072 (dB/m)	Amp/Cbl/Fltr/Pad (dB)	Corrected Reading (dBuV/m)	Average Limit (dBuV/m)	Margin (dB)	Peak Limit (dBuV/m)	PK Margin (dB)	Azimuth (Degs)	Height (cm)	Polarity
1	* ** 2.38999	44.83	Pk	31.9	-24	52.73	-	-	74	-21.27	75	356	H
2	* ** 2.38981	47.72	Pk	31.9	-24	55.62	-	-	74	-18.38	75	356	H
3	* ** 2.38999	32.61	RMS	31.9	-24	40.51	54	-13.49	-	-	75	356	H
4	* ** 2.38987	32.82	RMS	31.9	-24	40.72	54	-13.28	-	-	75	356	H

* - indicates frequency in CFR47 Pt 15 / IC RSS-Restricted Band
** - indicates frequency in Taiwan NCC LP0002 Restricted Band
Pk - Peak detector
RMS - RMS detection

UL LLC
12 Laboratory Dr., RTP, NC 27709; USA TEL:(919) 549-1400
This report shall not be reproduced except in full, without the written approval of UL LLC

VERTICAL RESULT

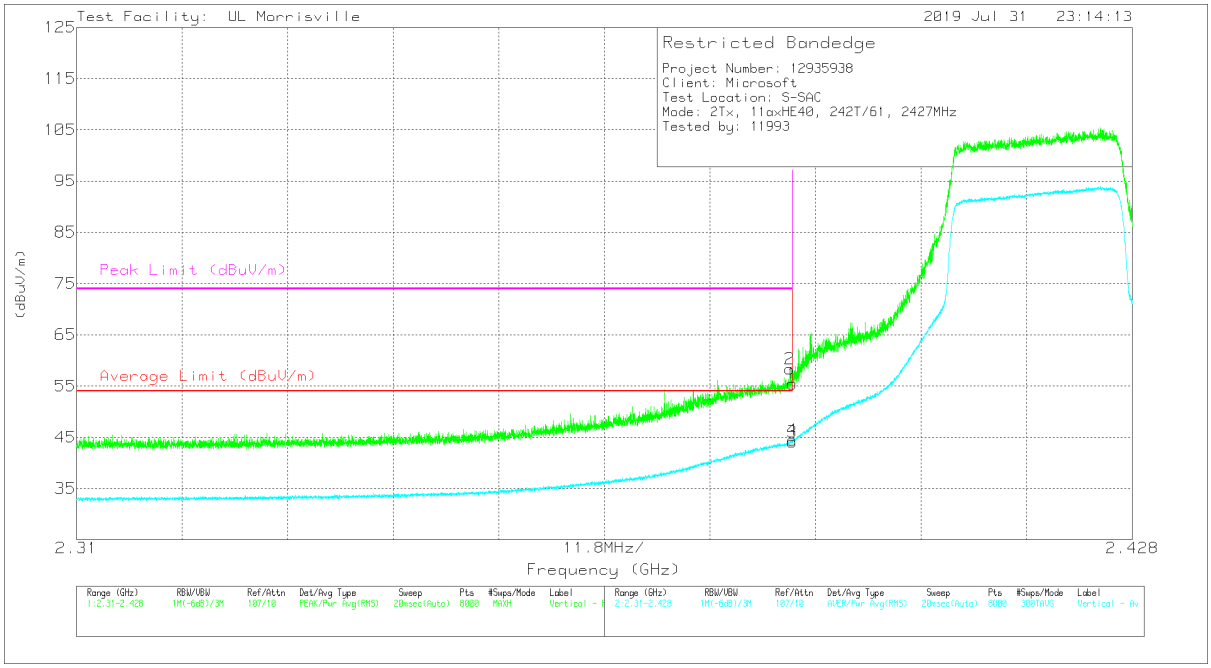

Marker	Frequency (GHz)	Meter Reading (dBuV)	Det	AT0072 (dB/m)	Amp/Cbl/Fltr/Pad (dB)	Corrected Reading (dBuV/m)	Average Limit (dBuV/m)	Margin (dB)	Peak Limit (dBuV/m)	PK Margin (dB)	Azimuth (Degs)	Height (cm)	Polarity
1	* ** 2.38999	47.56	Pk	31.9	-24	55.46	-	-	74	-18.54	240	165	V
2	* ** 2.38974	50.41	Pk	31.9	-24	58.31	-	-	74	-15.69	240	165	V
3	* ** 2.38999	36.2	RMS	31.9	-24	44.1	54	-9.9	-	-	240	165	V
4	* ** 2.38997	36.54	RMS	31.9	-24	44.44	54	-9.56	-	-	240	165	V

* - indicates frequency in CFR47 Pt 15 / IC RSS-Restricted Band
** - indicates frequency in Taiwan NCC LP0002 Restricted Band
Pk - Peak detector
RMS - RMS detection

UL LLC
12 Laboratory Dr., RTP, NC 27709; USA
TEL:(919) 549-1400

This report shall not be reproduced except in full, without the written approval of UL LLC

2TXChain 0 +Chain 1 MODE: 242-Tones, RU index 62

BANDEDGE (HIGH CHANNEL, CH 9)

HORIZONTAL RESULT

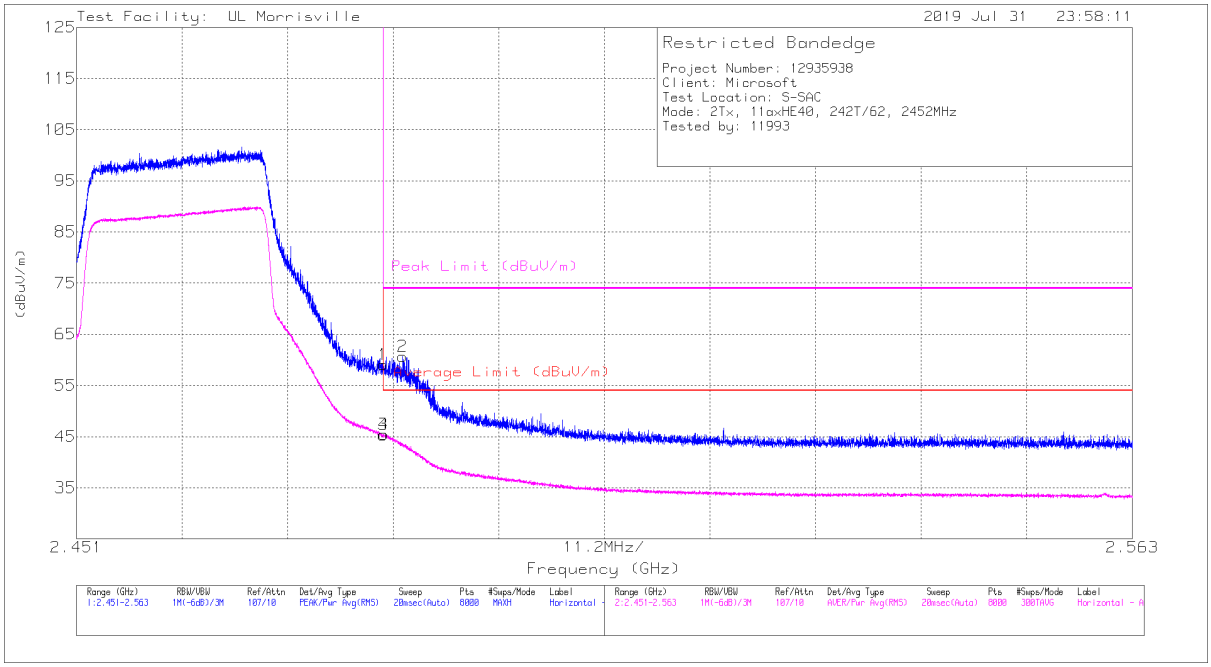

Marker	Frequency (GHz)	Meter Reading (dBuV)	Det	AT0072 (dB/m)	Amp/Cbl/Fltr/Pad (dB)	Corrected Reading (dBuV/m)	Average Limit (dBuV/m)	Margin (dB)	Peak Limit (dBuV/m)	PK Margin (dB)	Azimuth (Degs)	Height (cm)	Polarity
1	* ** 2.48351	51.28	Pk	32.3	-24.5	59.08	-	-	74	-14.92	167	352	H
2	* ** 2.4856	52.84	Pk	32.3	-24.5	60.64	-	-	74	-13.36	167	352	H
3	* ** 2.48351	37.58	RMS	32.3	-24.5	45.38	54	-8.62	-	-	167	352	H
4	* ** 2.48357	37.64	RMS	32.3	-24.5	45.44	54	-8.56	-	-	167	352	H

* - indicates frequency in CFR47 Pt 15 / IC RSS-Restricted Band
** - indicates frequency in Taiwan NCC LP0002 Restricted Band
Pk - Peak detector
RMS - RMS detection

UL LLC
12 Laboratory Dr., RTP, NC 27709; USA TEL:(919) 549-1400
This report shall not be reproduced except in full, without the written approval of UL LLC

VERTICAL RESULT

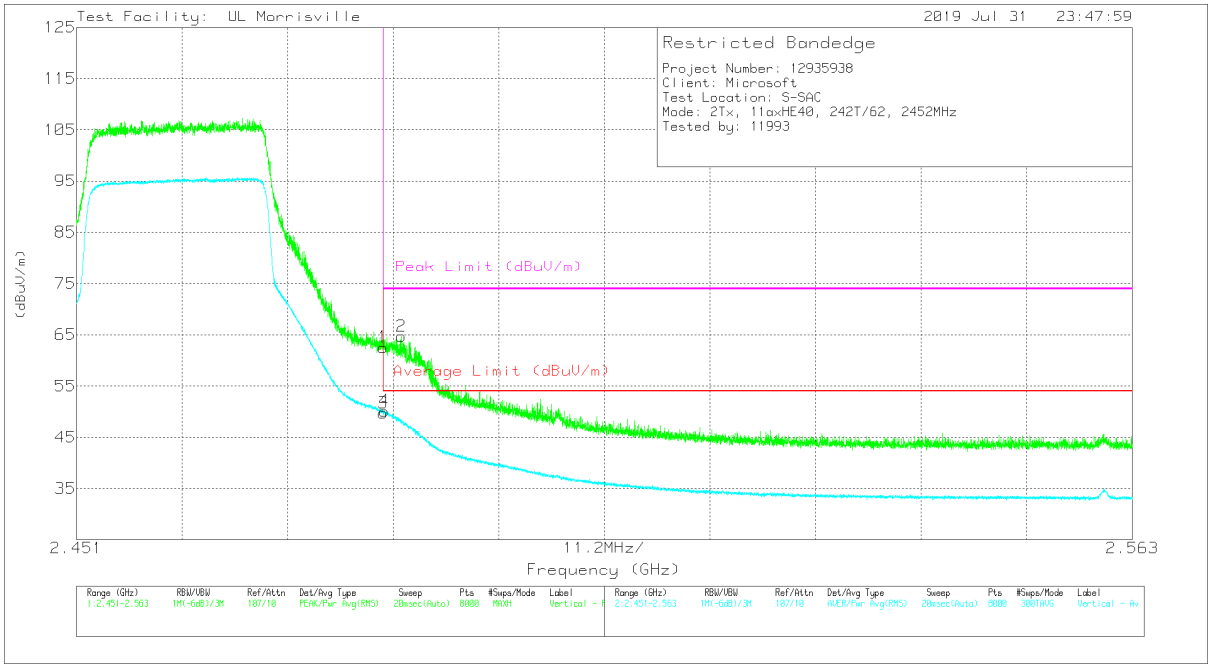

Marker	Frequency (GHz)	Meter Reading (dBuV)	Det	AT0072 (dB/m)	Amp/Cbl/Fltr/Pad (dB)	Corrected Reading (dBuV/m)	Average Limit (dBuV/m)	Margin (dB)	Peak Limit (dBuV/m)	PK Margin (dB)	Azimuth (Degs)	Height (cm)	Polarity
1	* ** 2.48351	54.76	Pk	32.3	-24.5	62.56	-	-	74	-11.44	182	357	V
2	* ** 2.48546	56.9	Pk	32.3	-24.5	64.7	-	-	74	-9.3	182	357	V
3	* ** 2.48351	41.94	RMS	32.3	-24.5	49.74	54	-4.26	-	-	182	357	V
4	* ** 2.48364	42.34	RMS	32.3	-24.5	50.14	54	-3.86	-	-	182	357	V

* - indicates frequency in CFR47 Pt 15 / IC RSS-Restricted Band
** - indicates frequency in Taiwan NCC LP0002 Restricted Band
Pk - Peak detector
RMS - RMS detection

UL LLC
12 Laboratory Dr., RTP, NC 27709; USA
TEL:(919) 549-1400

This report shall not be reproduced except in full, without the written approval of UL LLC

BANDEDGE (HIGH CHANNEL, CH 10)

HORIZONTAL RESULT

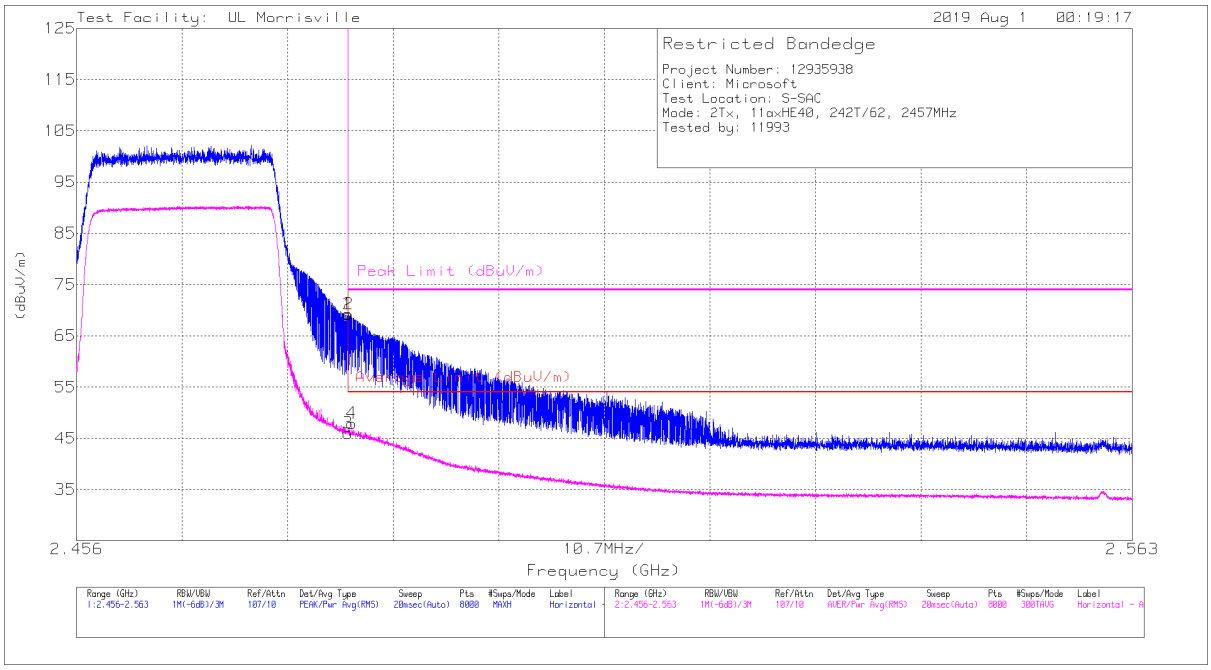

Marker	Frequency (GHz)	Meter Reading (dBuV)	Det	AT0072 (dB/m)	Amp/Cbl/Fltr/Pad (dB)	Corrected Reading (dBuV/m)	Average Limit (dBuV/m)	Margin (dB)	Peak Limit (dBuV/m)	PK Margin (dB)	Azimuth (Degs)	Height (cm)	Polarity
1	* ** 2.4835	61.46	Pk	32.3	-24.5	69.26	-	-	74	-4.74	84	373	H
2	* ** 2.48358	61.41	Pk	32.3	-24.5	69.21	-	-	74	-4.79	84	373	H
3	* ** 2.4835	38.19	RMS	32.3	-24.5	45.99	54	-8.01	-	-	84	373	H
4	* ** 2.48388	40.12	RMS	32.3	-24.5	47.92	54	-6.08	-	-	84	373	H

* - indicates frequency in CFR47 Pt 15 / IC RSS-Restricted Band
** - indicates frequency in Taiwan NCC LP0002 Restricted Band
Pk - Peak detector
RMS - RMS detection

UL LLC
12 Laboratory Dr., RTP, NC 27709; USA TEL:(919) 549-1400
This report shall not be reproduced except in full, without the written approval of UL LLC

VERTICAL RESULT

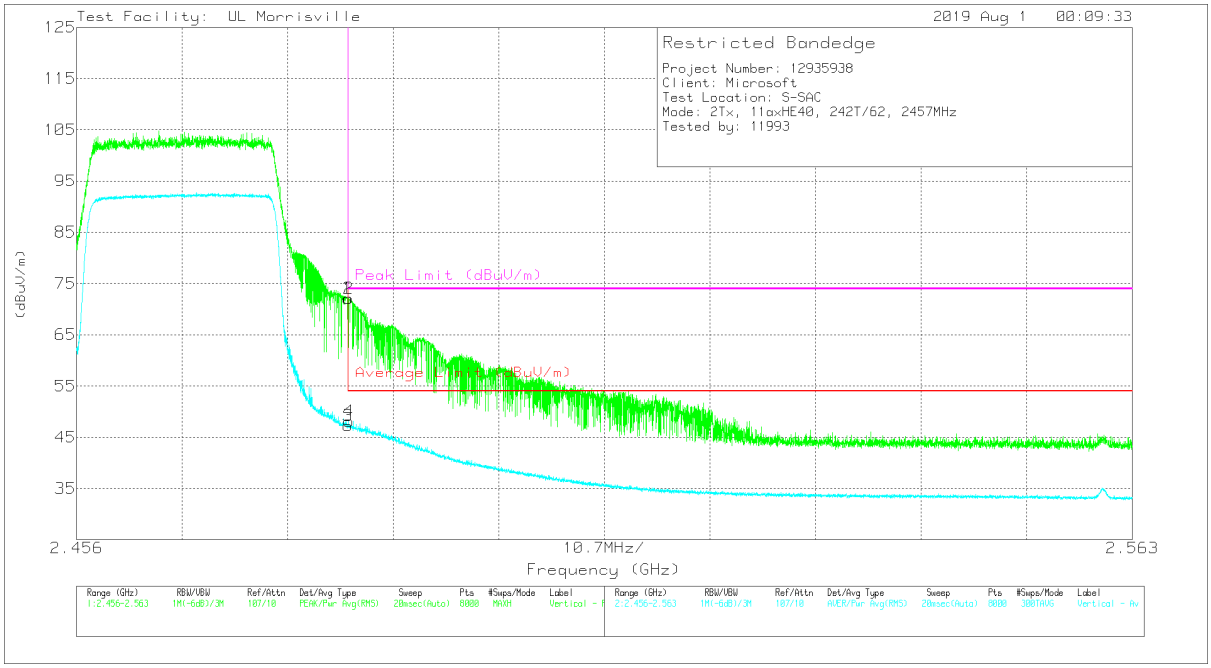

Marker	Frequency (GHz)	Meter Reading (dBuV)	Det	AT0072 (dB/m)	Amp/Cbl/Fltr/Pad (dB)	Corrected Reading (dBuV/m)	Average Limit (dBuV/m)	Margin (dB)	Peak Limit (dBuV/m)	PK Margin (dB)	Azimuth (Degs)	Height (cm)	Polarity
1	* ** 2.4835	64.27	Pk	32.3	-24.5	72.07	-	-	74	-1.93	181	353	V
2	* ** 2.48356	64.27	Pk	32.3	-24.5	72.07	-	-	74	-1.93	181	353	V
3	* ** 2.4835	39.45	RMS	32.3	-24.5	47.25	54	-6.75	-	-	181	353	V
4	* ** 2.4836	40.36	RMS	32.3	-24.5	48.16	54	-5.84	-	-	181	353	V

* - indicates frequency in CFR47 Pt 15 / IC RSS-Restricted Band
** - indicates frequency in Taiwan NCC LP0002 Restricted Band
Pk - Peak detector
RMS - RMS detection

UL LLC
12 Laboratory Dr., RTP, NC 27709; USA TEL:(919) 549-1400
This report shall not be reproduced except in full, without the written approval of UL LLC

BANDEDGE (HIGH CHANNEL, CH 11)

HORIZONTAL RESULT

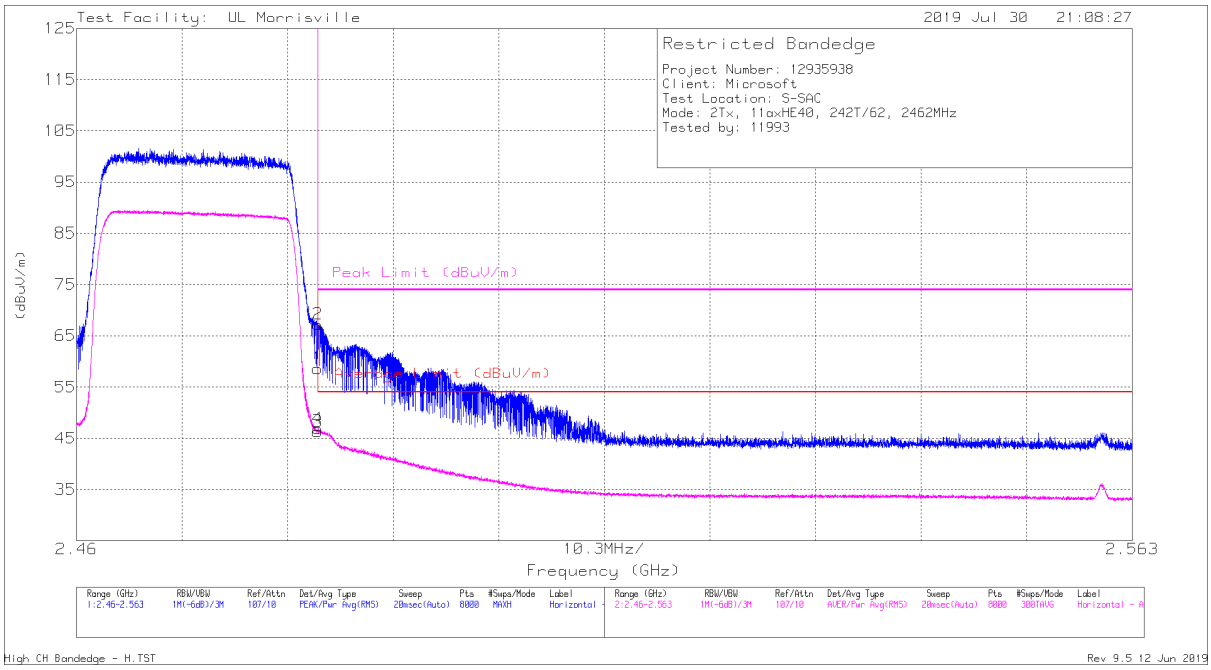

Marker	Frequency (GHz)	Meter Reading (dBuV)	Det	AT0072 (dB/m)	Amp/Cbl/Fltr/Pad (dB)	Corrected Reading (dBuV/m)	Average Limit (dBuV/m)	Margin (dB)	Peak Limit (dBuV/m)	PK Margin (dB)	Azimuth (Degs)	Height (cm)	Polarity
1	* ** 2.4835	50.83	Pk	32.3	-24.5	58.63	-	-	74	-15.37	94	392	H
2	* ** 2.48353	59.44	Pk	32.3	-24.5	67.24	-	-	74	-6.76	94	392	H
3	* ** 2.4835	38.52	RMS	32.3	-24.5	46.32	54	-7.68	-	-	94	392	H
4	* ** 2.48351	39.1	RMS	32.3	-24.5	46.9	54	-7.1	-	-	94	392	H

* - indicates frequency in CFR47 Pt 15 / IC RSS-Restricted Band
** - indicates frequency in Taiwan NCC LP0002 Restricted Band
Pk - Peak detector
RMS - RMS detection

UL LLC
12 Laboratory Dr., RTP, NC 27709; USA TEL:(919) 549-1400
This report shall not be reproduced except in full, without the written approval of UL LLC

VERTICAL RESULT

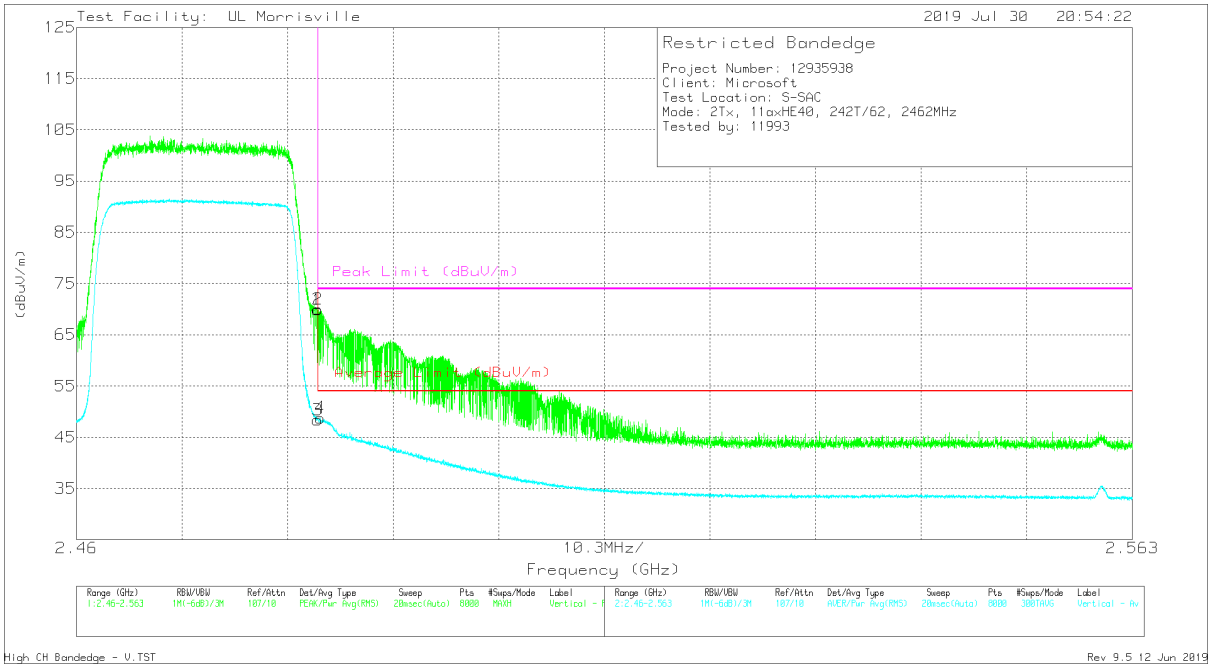

Marker	Frequency (GHz)	Meter Reading (dBuV)	Det	AT0072 (dB/m)	Amp/Cbl/Fltr/Pad (dB)	Corrected Reading (dBuV/m)	Average Limit (dBuV/m)	Margin (dB)	Peak Limit (dBuV/m)	PK Margin (dB)	Azimuth (Degs)	Height (cm)	Polarity
1	* ** 2.4835	62.05	Pk	32.3	-24.5	69.85	-	-	74	-4.15	80	386	V
2	* ** 2.48355	62.2	Pk	32.3	-24.5	70	-	-	74	-4	80	386	V
3	* ** 2.4835	40.57	RMS	32.3	-24.5	48.37	54	-5.63	-	-	80	386	V
4	* ** 2.48377	40.99	RMS	32.3	-24.5	48.79	54	-5.21	-	-	80	386	V

* - indicates frequency in CFR47 Pt 15 / IC RSS-Restricted Band
** - indicates frequency in Taiwan NCC LP0002 Restricted Band
Pk - Peak detector
RMS - RMS detection

UL LLC
12 Laboratory Dr., RTP, NC 27709; USA
TEL:(919) 549-1400

This report shall not be reproduced except in full, without the written approval of UL LLC

2TXChain 0 +Chain 1 MODE: 106-Tones, RU index 53

BANDEDGE (LOW CHANNEL, CH 3)

HORIZONTAL RESULT

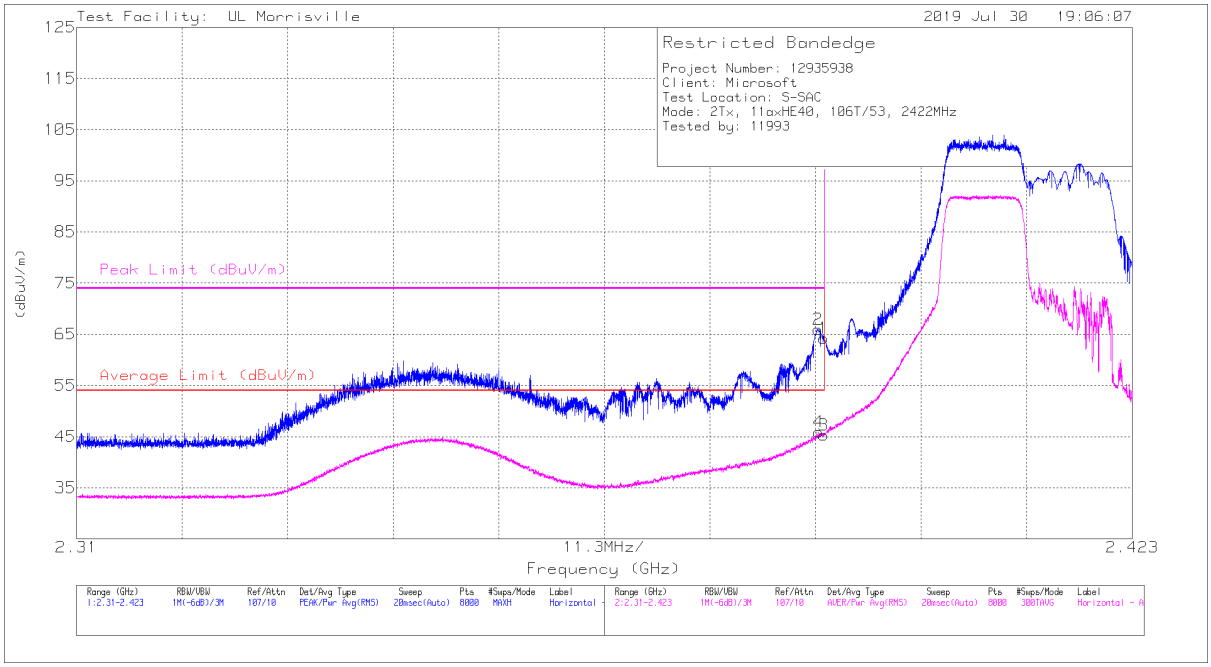

Marker	Frequency (GHz)	Meter Reading (dBuV)	Det	AT0072 (dB/m)	Amp/Cbl/Fltr/Pad (dB)	Corrected Reading (dBuV/m)	Average Limit (dBuV/m)	Margin (dB)	Peak Limit (dBuV/m)	PK Margin (dB)	Azimuth (Degs)	Height (cm)	Polarity
1	* ** 2.38999	56.34	Pk	31.9	-24	64.24	-	-	74	-9.76	251	390	H
2	* ** 2.38938	58.08	Pk	31.9	-24	65.98	-	-	74	-8.02	251	390	H
3	* ** 2.38999	37.42	RMS	31.9	-24	45.32	54	-8.68	-	-	251	390	H
4	* ** 2.38944	38.01	RMS	31.9	-24	45.91	54	-8.09	-	-	251	390	H

* - indicates frequency in CFR47 Pt 15 / IC RSS-Restricted Band
** - indicates frequency in Taiwan NCC LP0002 Restricted Band
Pk - Peak detector
RMS - RMS detection

UL LLC
12 Laboratory Dr., RTP, NC 27709; USA TEL:(919) 549-1400
This report shall not be reproduced except in full, without the written approval of UL LLC

VERTICAL RESULT

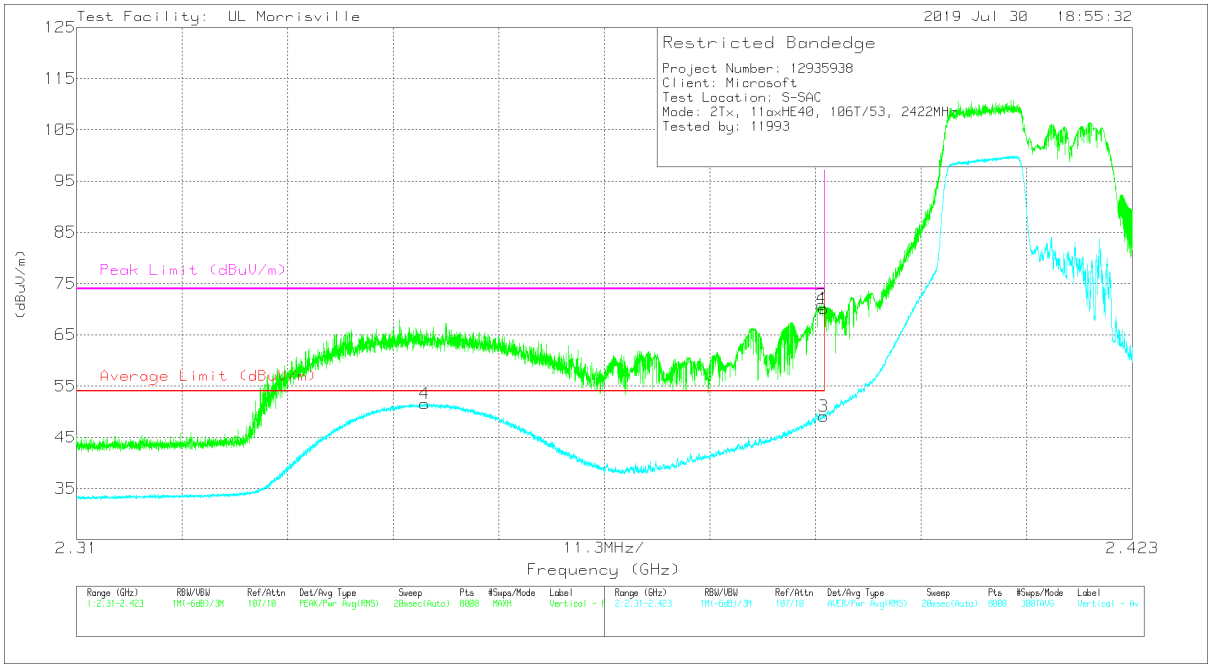

Marker	Frequency (GHz)	Meter Reading (dBuV)	Det	AT0072 (dB/m)	Amp/Cbl/Fltr/Pad (dB)	Corrected Reading (dBuV/m)	Average Limit (dBuV/m)	Margin (dB)	Peak Limit (dBuV/m)	PK Margin (dB)	Azimuth (Degs)	Height (cm)	Polarity
1	* ** 2.38999	62.2	Pk	31.9	-24	70.1	-	-	74	-3.9	183	185	V
2	* ** 2.38976	62.98	Pk	31.9	-24	70.88	-	-	74	-3.12	183	185	V
3	* ** 2.38999	41.2	RMS	31.9	-24	49.1	54	-4.9	-	-	183	185	V
4	* ** 2.34727	43.67	RMS	31.6	-23.7	51.57	54	-2.43	-	-	183	185	V

* - indicates frequency in CFR47 Pt 15 / IC RSS-Restricted Band
** - indicates frequency in Taiwan NCC LP0002 Restricted Band
Pk - Peak detector
RMS - RMS detection

UL LLC
12 Laboratory Dr., RTP, NC 27709; USA TEL:(919) 549-1400
This report shall not be reproduced except in full, without the written approval of UL LLC

BANDEDGE (LOW CHANNEL, CH 4)

HORIZONTAL RESULT

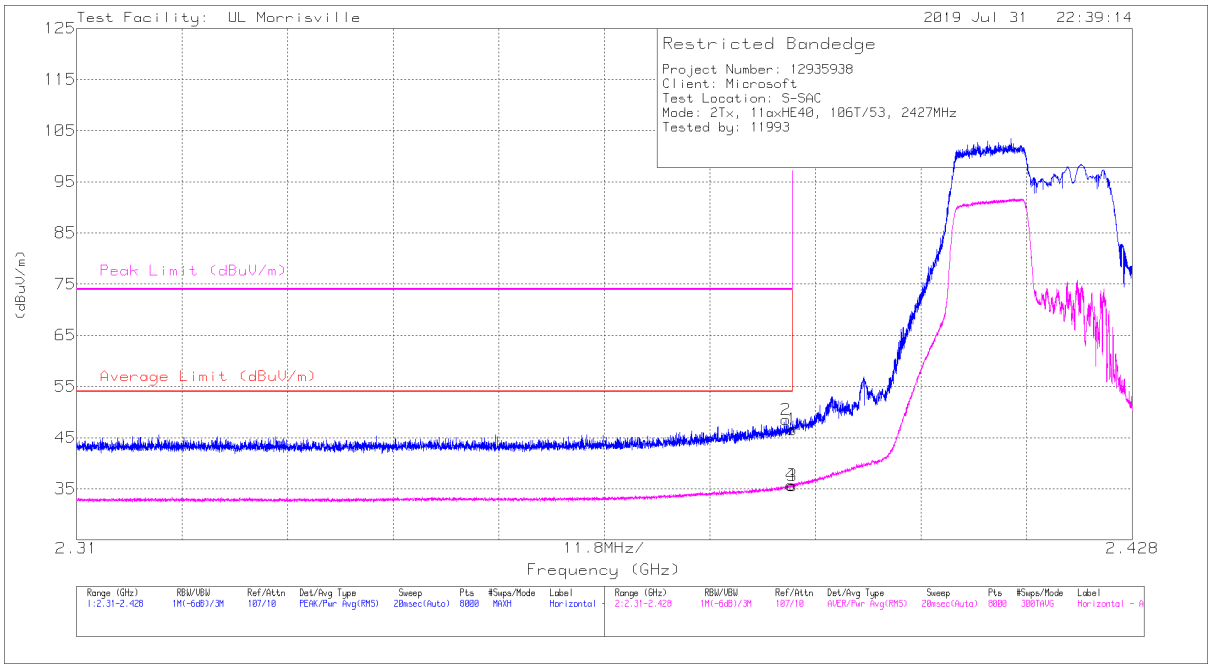

Marker	Frequency (GHz)	Meter Reading (dBuV)	Det	AT0072 (dB/m)	Amp/Cbl/Fltr/Pad (dB)	Corrected Reading (dBuV/m)	Average Limit (dBuV/m)	Margin (dB)	Peak Limit (dBuV/m)	PK Margin (dB)	Azimuth (Degs)	Height (cm)	Polarity
1	* ** 2.38999	38.68	Pk	31.9	-24	46.58	-	-	74	-27.42	49	317	H
2	* ** 2.38928	40.62	Pk	31.9	-24	48.52	-	-	74	-25.48	49	317	H
3	* ** 2.38999	27.73	RMS	31.9	-24	35.63	54	-18.37	-	-	49	317	H
4	* ** 2.38987	27.82	RMS	31.9	-24	35.72	54	-18.28	-	-	49	317	H

* - indicates frequency in CFR47 Pt 15 / IC RSS-Restricted Band
** - indicates frequency in Taiwan NCC LP0002 Restricted Band
Pk - Peak detector
RMS - RMS detection

UL LLC
12 Laboratory Dr., RTP, NC 27709; USA TEL:(919) 549-1400
This report shall not be reproduced except in full, without the written approval of UL LLC

VERTICAL RESULT

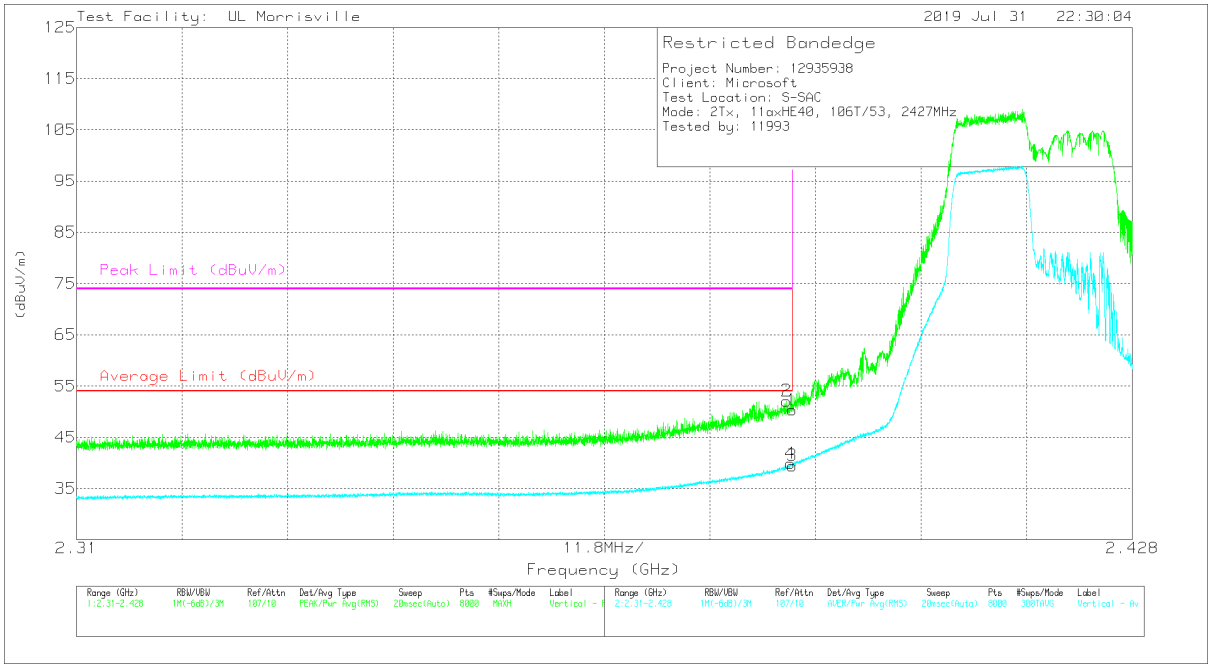

Marker	Frequency (GHz)	Meter Reading (dBuV)	Det	AT0072 (dB/m)	Amp/Cbl/Fltr/Pad (dB)	Corrected Reading (dBuV/m)	Average Limit (dBuV/m)	Margin (dB)	Peak Limit (dBuV/m)	PK Margin (dB)	Azimuth (Degs)	Height (cm)	Polarity
1	* ** 2.38999	42.41	Pk	31.9	-24	50.31	-	-	74	-23.69	186	154	V
2	* ** 2.38935	44.22	Pk	31.9	-24	52.12	-	-	74	-21.88	186	154	V
3	* ** 2.38999	31.57	RMS	31.9	-24	39.47	54	-14.53	-	-	186	154	V
4	* ** 2.38979	31.97	RMS	31.9	-24	39.87	54	-14.13	-	-	186	154	V

* - indicates frequency in CFR47 Pt 15 / IC RSS-Restricted Band
** - indicates frequency in Taiwan NCC LP0002 Restricted Band
Pk - Peak detector
RMS - RMS detection

UL LLC
12 Laboratory Dr., RTP, NC 27709; USA TEL:(919) 549-1400
This report shall not be reproduced except in full, without the written approval of UL LLC

2TXChain 0 +Chain 1 MODE: 106-Tones, RU index 56

BANDEDGE (HIGH CHANNEL, CH 9)

HORIZONTAL RESULT

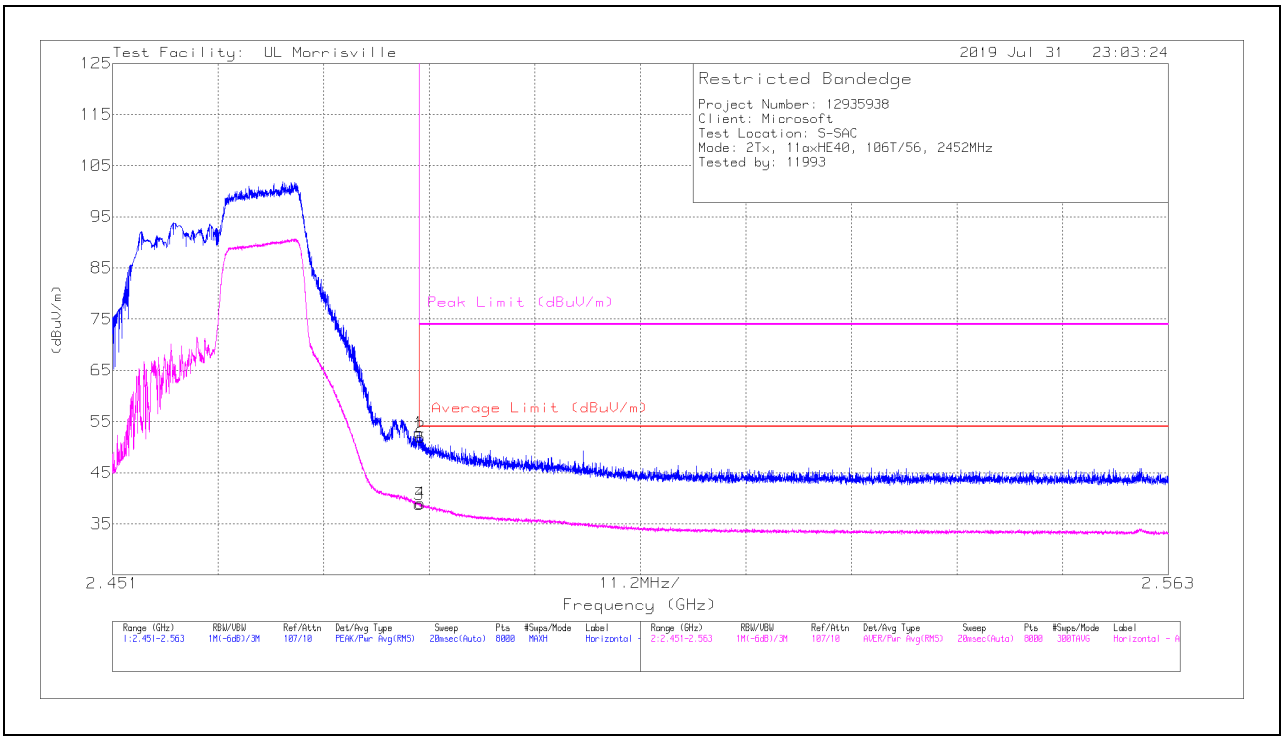

Marker	Frequency (GHz)	Meter Reading (dBuV)	Det	AT0072 (dB/m)	Amp/Cbl/Fltr/Pad (dB)	Corrected Reading (dBuV/m)	Average Limit (dBuV/m)	Margin (dB)	Peak Limit (dBuV/m)	PK Margin (dB)	Azimuth (Degs)	Height (cm)	Polarity
1	* ** 2.48351	44.99	Pk	32.3	-24.5	52.79	-	-	74	-21.21	168	391	H
2	* ** 2.48368	44.17	Pk	32.3	-24.5	51.97	-	-	74	-22.03	168	391	H
3	* ** 2.48351	31.03	RMS	32.3	-24.5	38.83	54	-15.17	-	-	168	391	H
4	* ** 2.48365	31.18	RMS	32.3	-24.5	38.98	54	-15.02	-	-	168	391	H

* - indicates frequency in CFR47 Pt 15 / IC RSS-Restricted Band
** - indicates frequency in Taiwan NCC LP0002 Restricted Band
Pk - Peak detector
RMS - RMS detection

UL LLC
12 Laboratory Dr., RTP, NC 27709; USA TEL:(919) 549-1400
This report shall not be reproduced except in full, without the written approval of UL LLC

VERTICAL RESULT

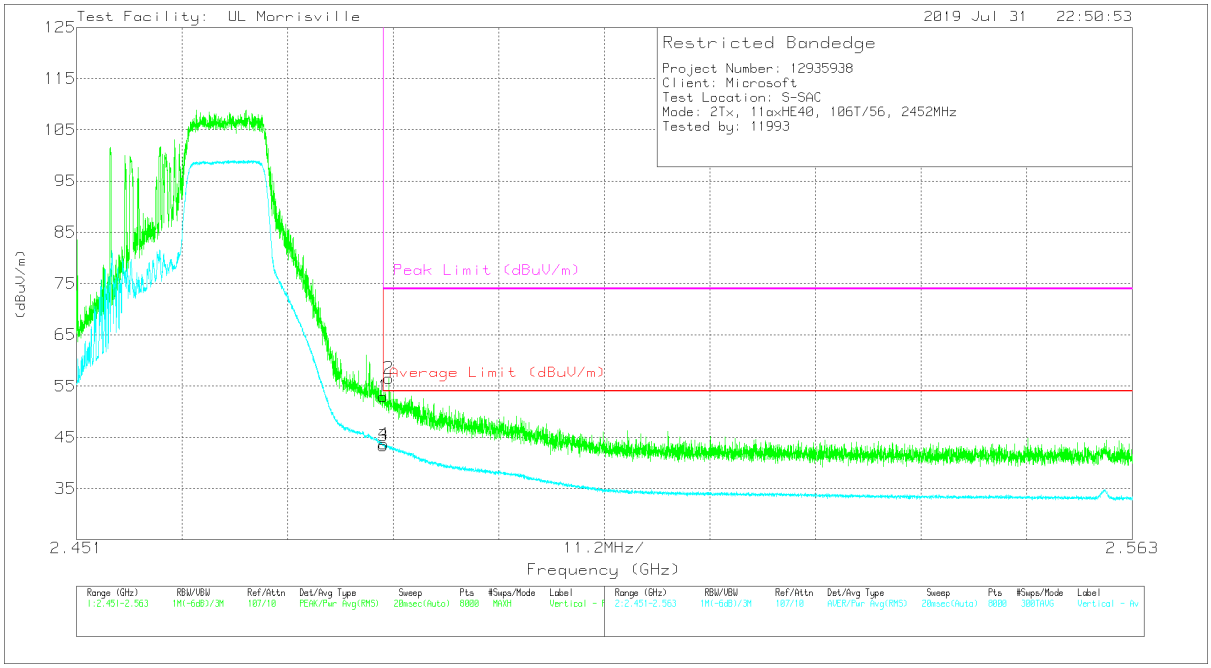

Marker	Frequency (GHz)	Meter Reading (dBuV)	Det	AT0072 (dB/m)	Amp/Cbl/Fltr/Pad (dB)	Corrected Reading (dBuV/m)	Average Limit (dBuV/m)	Margin (dB)	Peak Limit (dBuV/m)	PK Margin (dB)	Azimuth (Degs)	Height (cm)	Polarity
1	* ** 2.48351	45.19	Pk	32.3	-24.5	52.99	-	-	74	-21.01	180	355	V
2	* ** 2.48414	48.73	Pk	32.3	-24.5	56.53	-	-	74	-17.47	180	355	V
3	* ** 2.48351	35.55	RMS	32.3	-24.5	43.35	54	-10.65	-	-	180	355	V
4	* ** 2.48361	35.87	RMS	32.3	-24.5	43.67	54	-10.33	-	-	180	355	V

* - indicates frequency in CFR47 Pt 15 / IC RSS-Restricted Band
** - indicates frequency in Taiwan NCC LP0002 Restricted Band
Pk - Peak detector
RMS - RMS detection

UL LLC
12 Laboratory Dr., RTP, NC 27709; USA TEL:(919) 549-1400
This report shall not be reproduced except in full, without the written approval of UL LLC

BANDEDGE (HIGH CHANNEL, CH 10)

HORIZONTAL RESULT

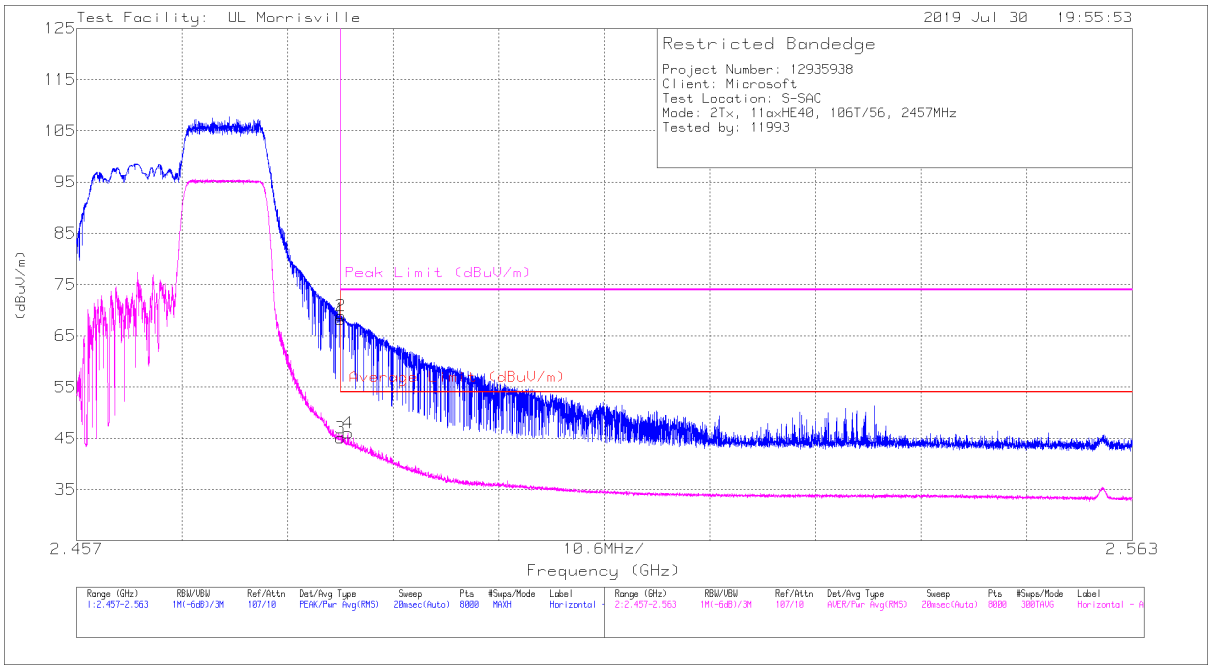

Marker	Frequency (GHz)	Meter Reading (dBuV)	Det	AT0072 (dB/m)	Amp/Cbl/Fltr/Pad (dB)	Corrected Reading (dBuV/m)	Average Limit (dBuV/m)	Margin (dB)	Peak Limit (dBuV/m)	PK Margin (dB)	Azimuth (Degs)	Height (cm)	Polarity
1	* ** 2.4835	60.42	Pk	32.3	-24.5	68.22	-	-	74	-5.78	85	386	H
2	* ** 2.48356	61.07	Pk	32.3	-24.5	68.87	-	-	74	-5.13	85	386	H
3	* ** 2.4835	37.28	RMS	32.3	-24.5	45.08	54	-8.92	-	-	85	386	H
4	* ** 2.48427	38.25	RMS	32.3	-24.5	46.05	54	-7.95	-	-	85	386	H

* - indicates frequency in CFR47 Pt 15 / IC RSS-Restricted Band
** - indicates frequency in Taiwan NCC LP0002 Restricted Band
Pk - Peak detector
RMS - RMS detection

UL LLC
12 Laboratory Dr., RTP, NC 27709; USA TEL:(919) 549-1400
This report shall not be reproduced except in full, without the written approval of UL LLC

VERTICAL RESULT

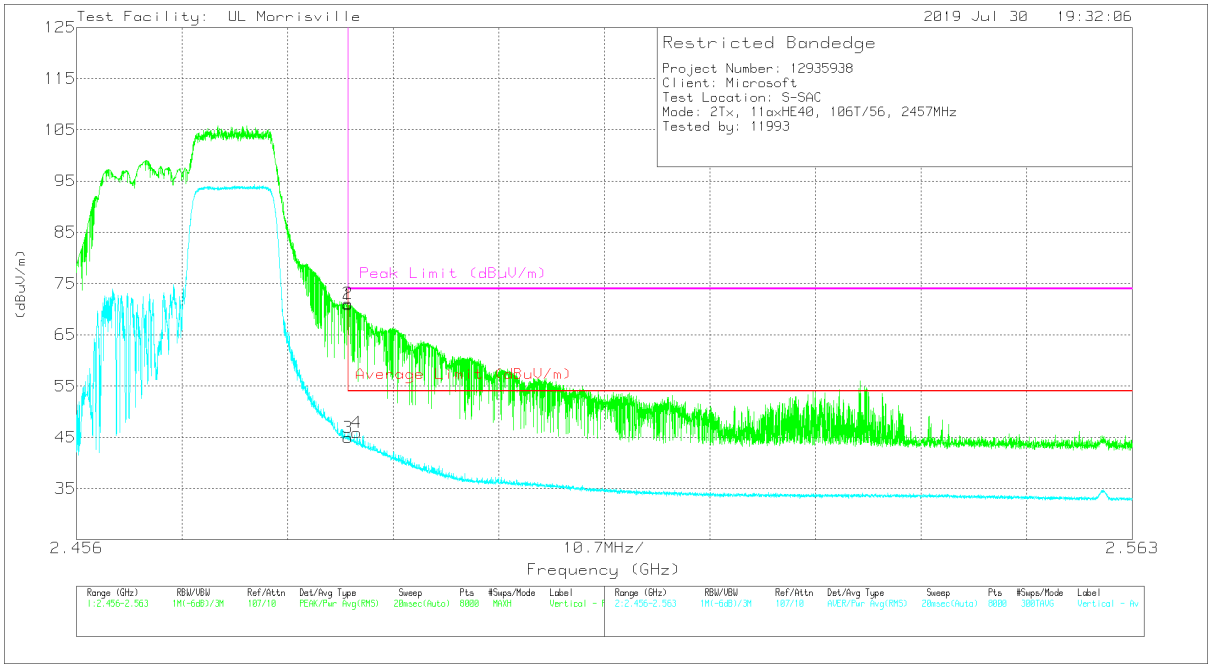

Marker	Frequency (GHz)	Meter Reading (dBuV)	Det	AT0072 (dB/m)	Amp/Cbl/Fltr/Pad (dB)	Corrected Reading (dBuV/m)	Average Limit (dBuV/m)	Margin (dB)	Peak Limit (dBuV/m)	PK Margin (dB)	Azimuth (Degs)	Height (cm)	Polarity
1	* ** 2.4835	63.09	Pk	32.3	-24.5	70.89	-	-	74	-3.11	184	397	V
2	* ** 2.48352	63.3	Pk	32.3	-24.5	71.1	-	-	74	-2.9	184	397	V
3	* ** 2.4835	37.13	RMS	32.3	-24.5	44.93	54	-9.07	-	-	184	397	V
4	* ** 2.48441	38.13	RMS	32.3	-24.5	45.93	54	-8.07	-	-	184	397	V

* - indicates frequency in CFR47 Pt 15 / IC RSS-Restricted Band
** - indicates frequency in Taiwan NCC LP0002 Restricted Band
Pk - Peak detector
RMS - RMS detection

UL LLC
12 Laboratory Dr., RTP, NC 27709; USA TEL:(919) 549-1400
This report shall not be reproduced except in full, without the written approval of UL LLC

BANDEDGE (HIGH CHANNEL, CH 11)

HORIZONTAL RESULT

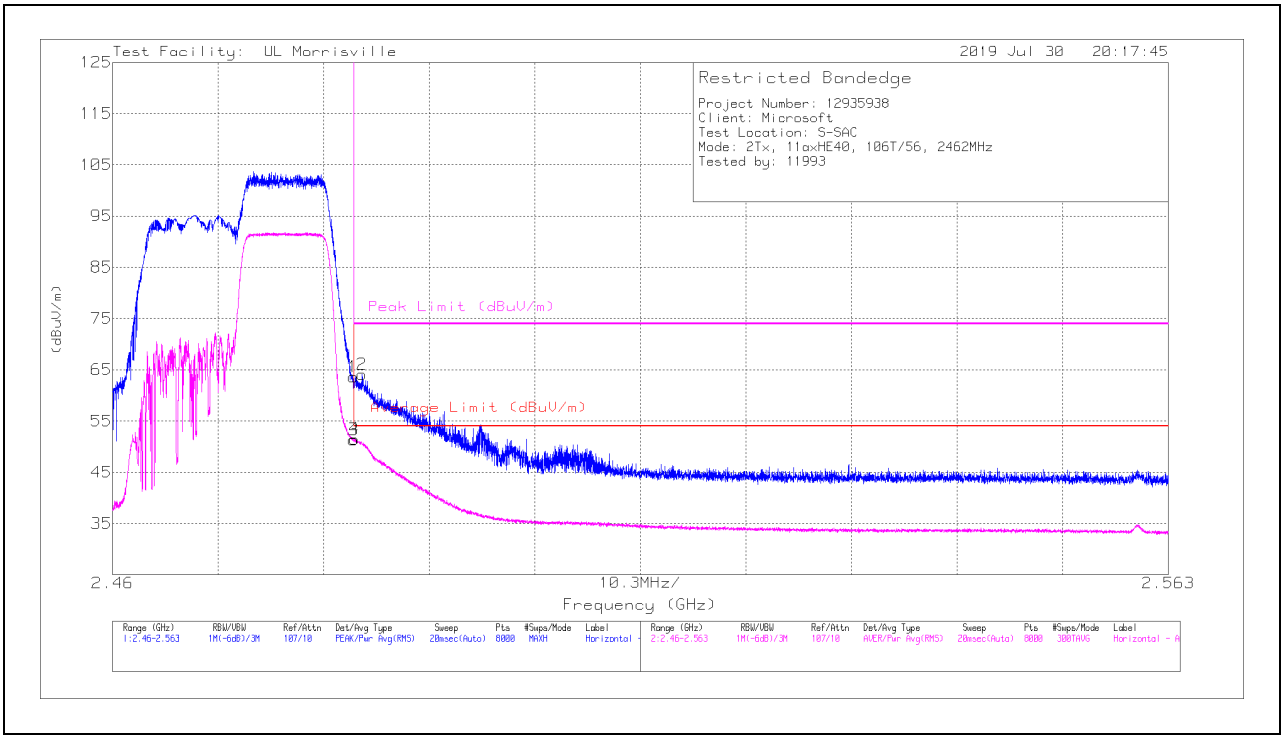

Marker	Frequency (GHz)	Meter Reading (dBuV)	Det	AT0072 (dB/m)	Amp/Cbl/Fltr/Pad (dB)	Corrected Reading (dBuV/m)	Average Limit (dBuV/m)	Margin (dB)	Peak Limit (dBuV/m)	PK Margin (dB)	Azimuth (Degs)	Height (cm)	Polarity
1	* ** 2.4835	55.78	Pk	32.3	-24.5	63.58	-	-	74	-10.42	91	379	H
2	* ** 2.48435	56.28	Pk	32.3	-24.5	64.08	-	-	74	-9.92	91	379	H
3	* ** 2.4835	43.56	RMS	32.3	-24.5	51.36	54	-2.64	-	-	91	379	H
4	* ** 2.48358	43.71	RMS	32.3	-24.5	51.51	54	-2.49	-	-	91	379	H

* - indicates frequency in CFR47 Pt 15 / IC RSS-Restricted Band
** - indicates frequency in Taiwan NCC LP0002 Restricted Band
Pk - Peak detector
RMS - RMS detection

UL LLC
12 Laboratory Dr., RTP, NC 27709; USA TEL:(919) 549-1400
This report shall not be reproduced except in full, without the written approval of UL LLC

VERTICAL RESULT

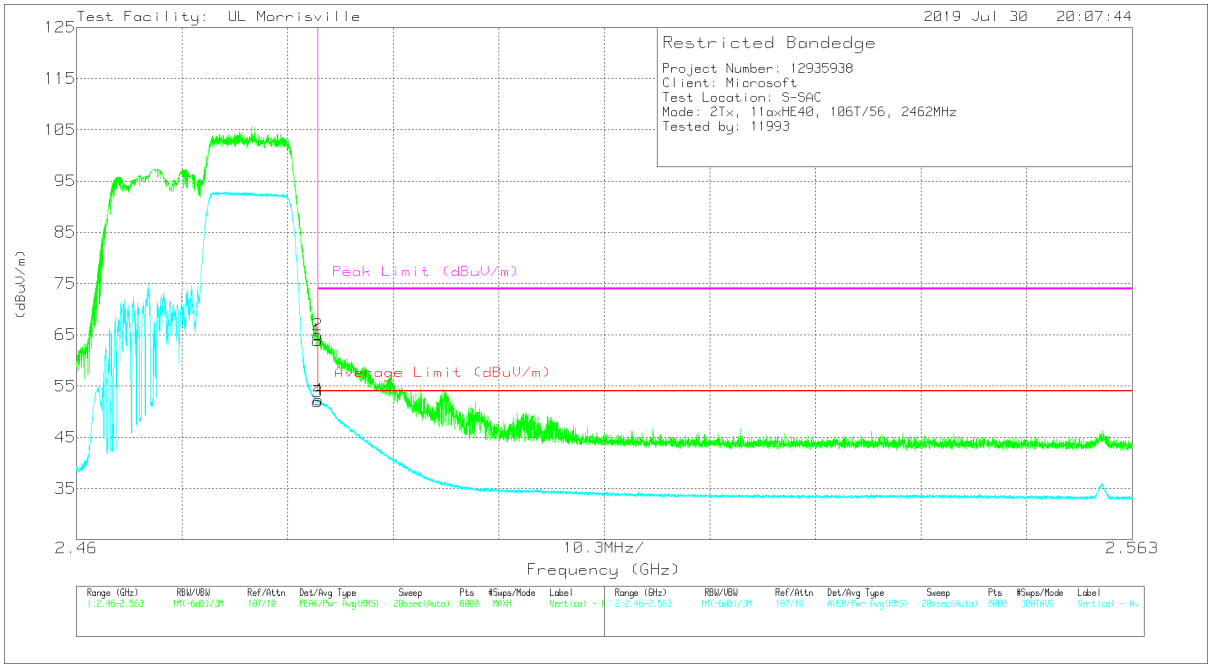

Marker	Frequency (GHz)	Meter Reading (dBuV)	Det	AT0072 (dB/m)	Amp/Cbl/Fltr/Pad (dB)	Corrected Reading (dBuV/m)	Average Limit (dBuV/m)	Margin (dB)	Peak Limit (dBuV/m)	PK Margin (dB)	Azimuth (Degs)	Height (cm)	Polarity
1	* ** 2.4835	56.1	Pk	32.3	-24.5	63.9	-	-	74	-10.1	82	388	V
2	* ** 2.48353	57.15	Pk	32.3	-24.5	64.95	-	-	74	-9.05	82	388	V
3	* ** 2.4835	44.14	RMS	32.3	-24.5	51.94	54	-2.06	-	-	82	388	V
4	* ** 2.4836	44.5	RMS	32.3	-24.5	52.3	54	-1.7	-	-	82	388	V

* - indicates frequency in CFR47 Pt 15 / IC RSS-Restricted Band
** - indicates frequency in Taiwan NCC LP0002 Restricted Band
Pk - Peak detector
RMS - RMS detection

UL LLC
12 Laboratory Dr., RTP, NC 27709; USA
TEL:(919) 549-1400

This report shall not be reproduced except in full, without the written approval of UL LLC

2TXChain 0 +Chain 1 MODE: 52-Tones, RU index 37

BANDEDGE (LOW CHANNEL, CH 3)

HORIZONTAL RESULT

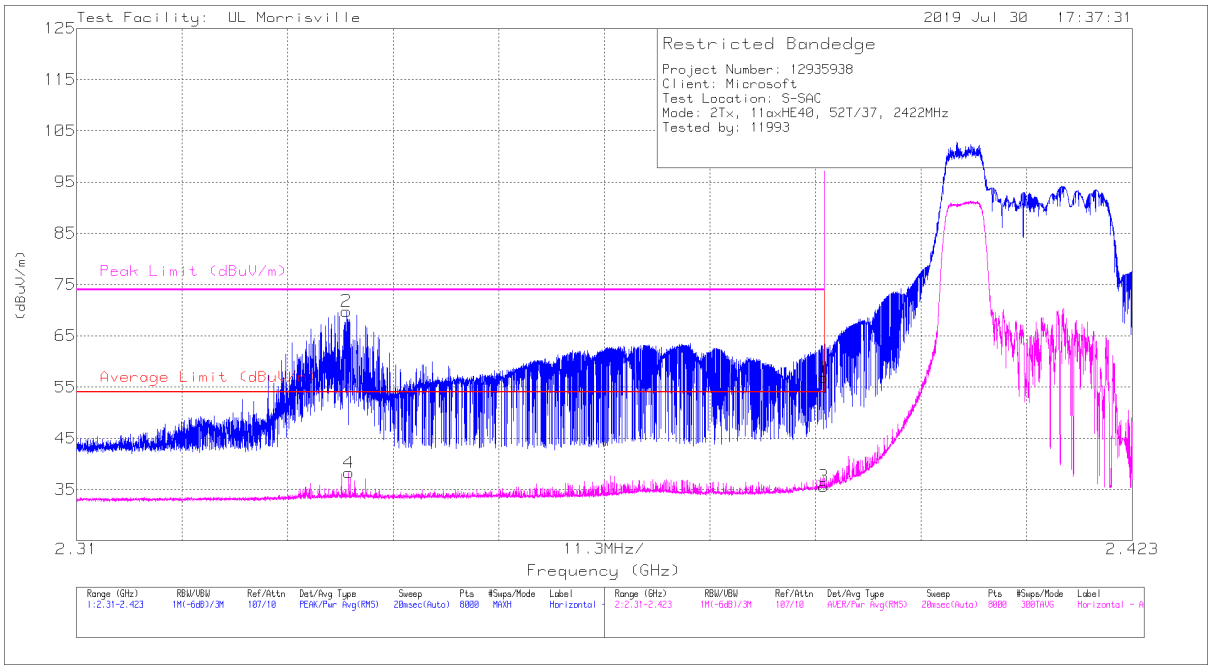

Marker	Frequency (GHz)	Meter Reading (dBuV)	Det	AT0072 (dB/m)	Amp/Cbl/Fltr/Pad (dB)	Corrected Reading (dBuV/m)	Average Limit (dBuV/m)	Margin (dB)	Peak Limit (dBuV/m)	PK Margin (dB)	Azimuth (Degs)	Height (cm)	Polarity
1	* ** 2.38999	48.92	Pk	31.9	-24	56.82	-	-	74	-17.18	333	370	H
2	* ** 2.33888	61.91	Pk	31.6	-23.7	69.81	-	-	74	-4.19	333	370	H
3	* ** 2.38999	27.73	RMS	31.9	-24	35.63	54	-18.37	-	-	333	370	H
4	* ** 2.33914	30.39	RMS	31.6	-23.7	38.29	54	-15.71	-	-	333	370	H

* - indicates frequency in CFR47 Pt 15 / IC RSS-Restricted Band
** - indicates frequency in Taiwan NCC LP0002 Restricted Band
Pk - Peak detector
RMS - RMS detection

UL LLC
12 Laboratory Dr., RTP, NC 27709; USA TEL:(919) 549-1400
This report shall not be reproduced except in full, without the written approval of UL LLC

VERTICAL RESULT

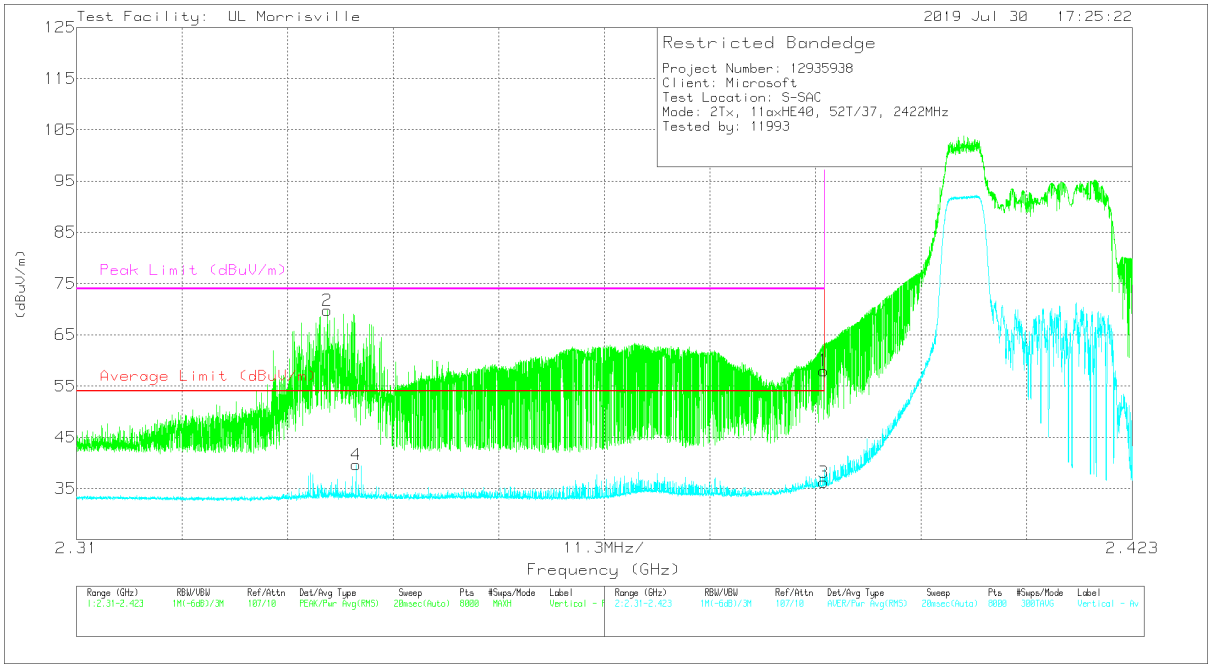

Marker	Frequency (GHz)	Meter Reading (dBuV)	Det	AT0072 (dB/m)	Amp/Cbl/Fltr/Pad (dB)	Corrected Reading (dBuV/m)	Average Limit (dBuV/m)	Margin (dB)	Peak Limit (dBuV/m)	PK Margin (dB)	Azimuth (Degs)	Height (cm)	Polarity
1	* ** 2.38999	50.1	Pk	31.9	-24	58	-	-	74	-16	349	364	V
2	* ** 2.33683	61.88	Pk	31.6	-23.7	69.78	-	-	74	-4.22	349	364	V
3	* ** 2.38999	28.31	RMS	31.9	-24	36.21	54	-17.79	-	-	349	364	V
4	* ** 2.33994	31.73	RMS	31.6	-23.7	39.63	54	-14.37	-	-	349	364	V

* - indicates frequency in CFR47 Pt 15 / IC RSS-Restricted Band
** - indicates frequency in Taiwan NCC LP0002 Restricted Band
Pk - Peak detector
RMS - RMS detection

UL LLC
12 Laboratory Dr., RTP, NC 27709; USA TEL:(919) 549-1400
This report shall not be reproduced except in full, without the written approval of UL LLC

BANDEDGE (LOW CHANNEL, CH 4)

HORIZONTAL RESULT

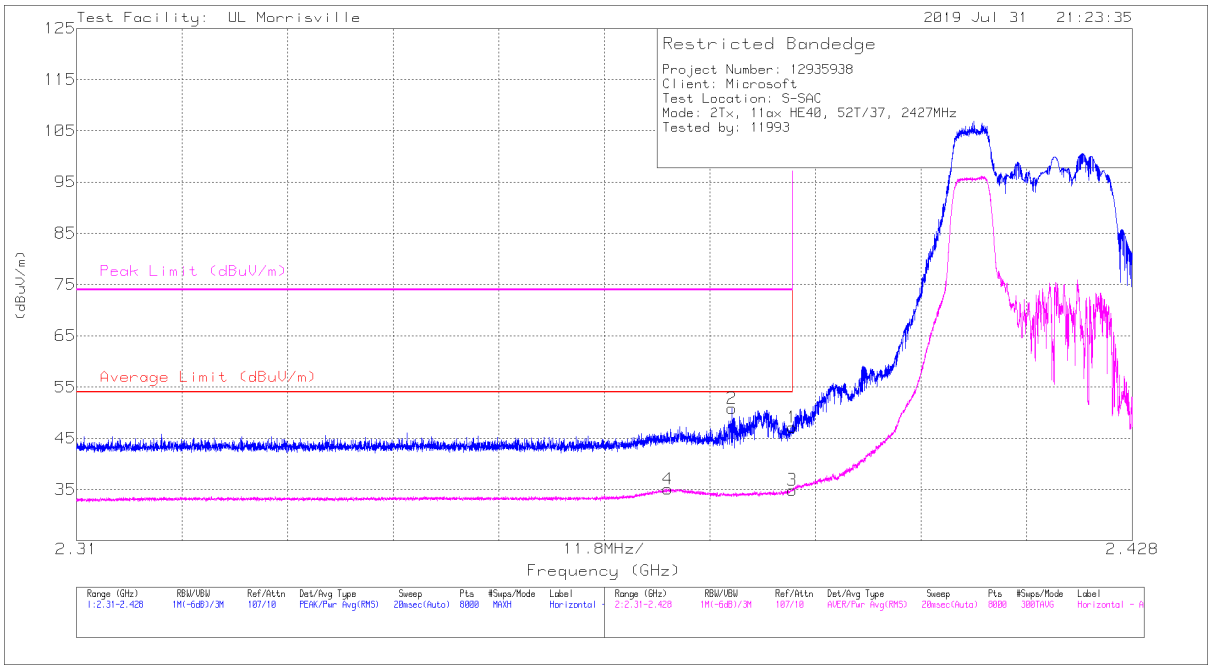

Marker	Frequency (GHz)	Meter Reading (dBuV)	Det	AT0072 (dB/m)	Amp/Cbl/Fltr/Pad (dB)	Corrected Reading (dBuV/m)	Average Limit (dBuV/m)	Margin (dB)	Peak Limit (dBuV/m)	PK Margin (dB)	Azimuth (Degs)	Height (cm)	Polarity
1	* ** 2.38999	39.26	Pk	31.9	-24	47.16	-	-	74	-26.84	251	380	H
2	* ** 2.38327	42.86	Pk	31.9	-23.9	50.86	-	-	74	-23.14	251	380	H
3	* ** 2.38999	26.99	RMS	31.9	-24	34.89	54	-19.11	-	-	251	380	H
4	* ** 2.37607	27.32	RMS	31.8	-24	35.12	54	-18.88	-	-	251	380	H

* - indicates frequency in CFR47 Pt 15 / IC RSS-Restricted Band
** - indicates frequency in Taiwan NCC LP0002 Restricted Band
Pk - Peak detector
RMS - RMS detection

UL LLC
12 Laboratory Dr., RTP, NC 27709; USA TEL:(919) 549-1400
This report shall not be reproduced except in full, without the written approval of UL LLC

VERTICAL RESULT

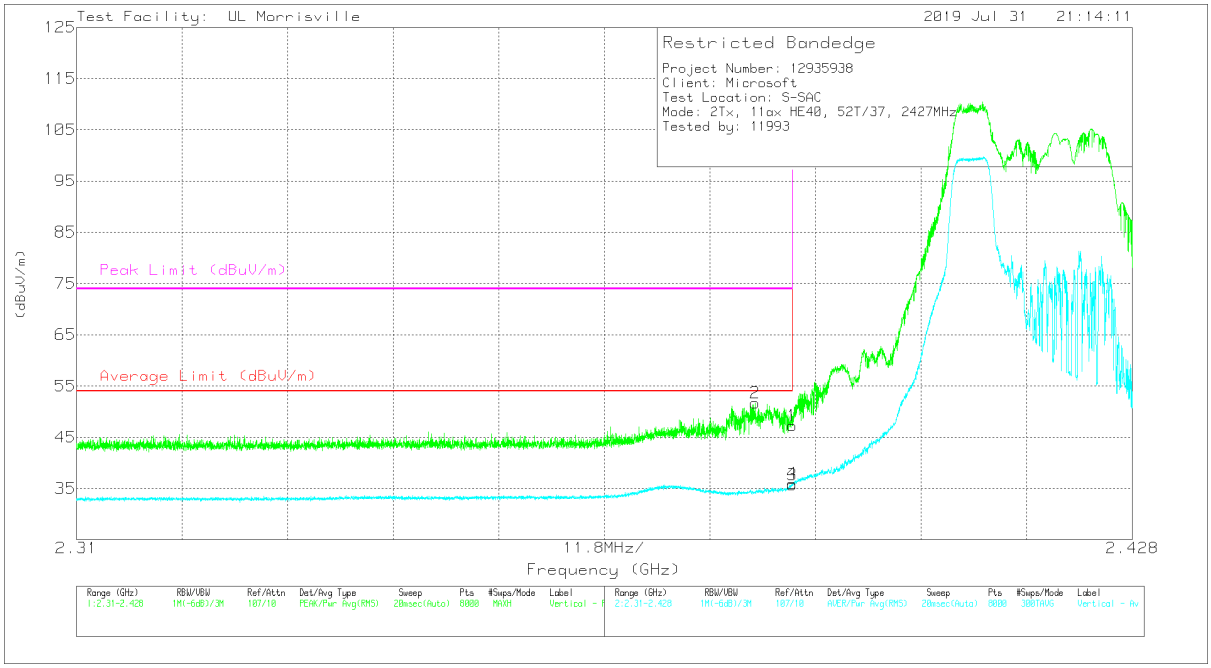

Marker	Frequency (GHz)	Meter Reading (dBuV)	Det	AT0072 (dB/m)	Amp/Cbl/Fltr/Pad (dB)	Corrected Reading (dBuV/m)	Average Limit (dBuV/m)	Margin (dB)	Peak Limit (dBuV/m)	PK Margin (dB)	Azimuth (Degs)	Height (cm)	Polarity
1	* ** 2.38999	39.38	Pk	31.9	-24	47.28	-	-	74	-26.72	204	179	V
2	* ** 2.38584	43.78	Pk	31.9	-24	51.68	-	-	74	-22.32	204	179	V
3	* ** 2.38999	27.79	RMS	31.9	-24	35.69	54	-18.31	-	-	204	179	V
4	* ** 2.38997	28.04	RMS	31.9	-24	35.94	54	-18.06	-	-	204	179	V

* - indicates frequency in CFR47 Pt 15 / IC RSS-Restricted Band
** - indicates frequency in Taiwan NCC LP0002 Restricted Band
Pk - Peak detector
RMS - RMS detection

UL LLC
12 Laboratory Dr., RTP, NC 27709; USA
TEL:(919) 549-1400

This report shall not be reproduced except in full, without the written approval of UL LLC

2TXChain 0 +Chain 1 MODE: 52-Tones, RU index 44

BANDEDGE (HIGH CHANNEL, CH 9)

HORIZONTAL RESULT

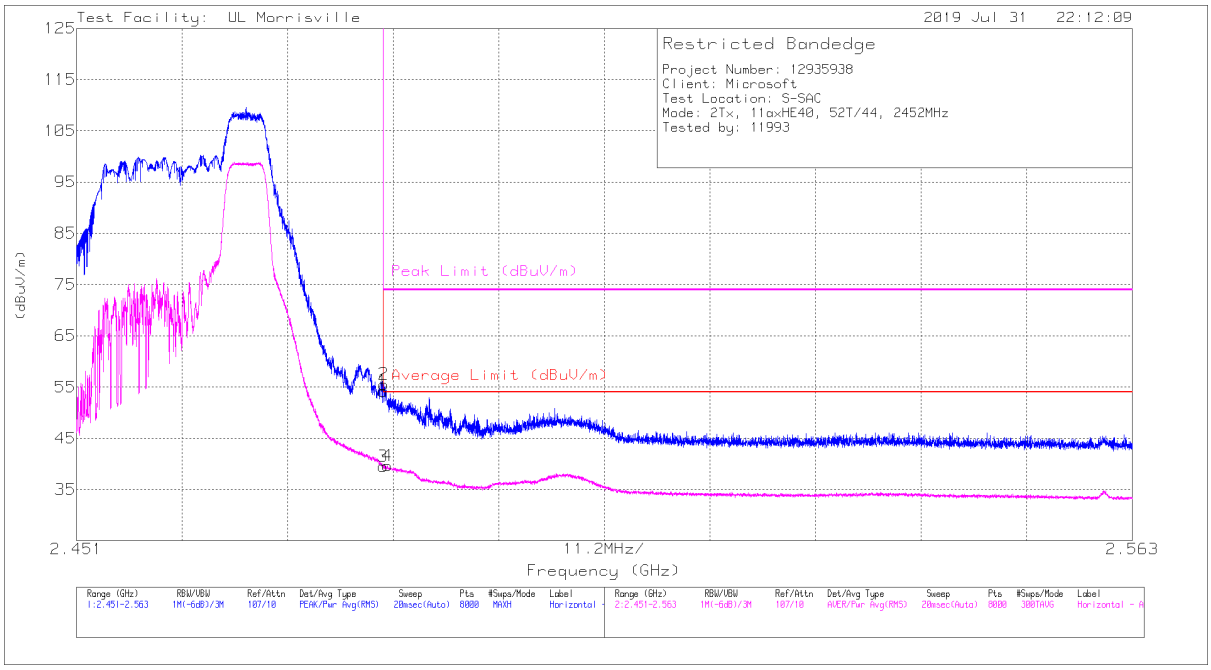

Marker	Frequency (GHz)	Meter Reading (dBuV)	Det	AT0072 (dB/m)	Amp/Cbl/Fltr/Pad (dB)	Corrected Reading (dBuV/m)	Average Limit (dBuV/m)	Margin (dB)	Peak Limit (dBuV/m)	PK Margin (dB)	Azimuth (Degs)	Height (cm)	Polarity
1	* ** 2.48351	46.4	Pk	32.3	-24.5	54.2	-	-	74	-19.8	87	370	H
2	* ** 2.48357	47.76	Pk	32.3	-24.5	55.56	-	-	74	-18.44	87	370	H
3	* ** 2.48351	31.72	RMS	32.3	-24.5	39.52	54	-14.48	-	-	87	370	H
4	* ** 2.484	31.87	RMS	32.3	-24.5	39.67	54	-14.33	-	-	87	370	H

* - indicates frequency in CFR47 Pt 15 / IC RSS-Restricted Band
** - indicates frequency in Taiwan NCC LP0002 Restricted Band
Pk - Peak detector
RMS - RMS detection

UL LLC
12 Laboratory Dr., RTP, NC 27709; USA TEL:(919) 549-1400
This report shall not be reproduced except in full, without the written approval of UL LLC

VERTICAL RESULT

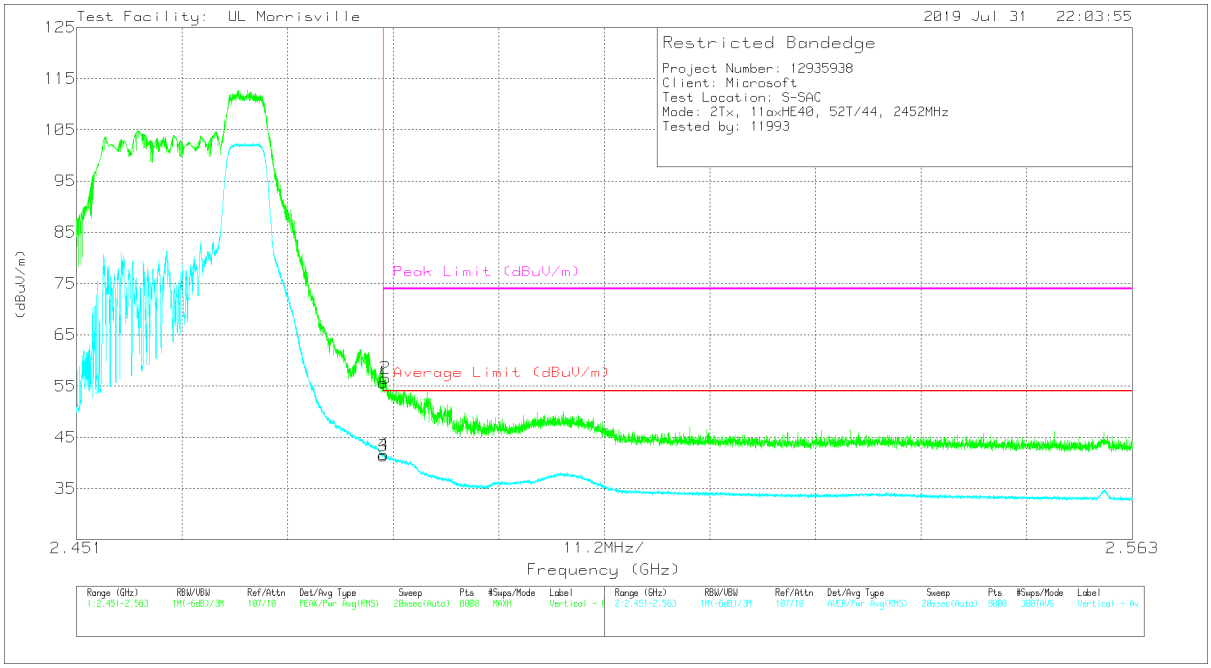

Marker	Frequency (GHz)	Meter Reading (dBuV)	Det	AT0072 (dB/m)	Amp/Cbl/Fltr/Pad (dB)	Corrected Reading (dBuV/m)	Average Limit (dBuV/m)	Margin (dB)	Peak Limit (dBuV/m)	PK Margin (dB)	Azimuth (Degs)	Height (cm)	Polarity
1	* ** 2.48351	47.86	Pk	32.3	-24.5	55.66	-	-	74	-18.34	190	154	V
2	* ** 2.48375	48.73	Pk	32.3	-24.5	56.53	-	-	74	-17.47	190	154	V
3	* ** 2.48351	33.57	RMS	32.3	-24.5	41.37	54	-12.63	-	-	190	154	V
4	* ** 2.48357	33.86	RMS	32.3	-24.5	41.66	54	-12.34	-	-	190	154	V

* - indicates frequency in CFR47 Pt 15 / IC RSS-Restricted Band
** - indicates frequency in Taiwan NCC LP0002 Restricted Band
Pk - Peak detector
RMS - RMS detection

UL LLC
12 Laboratory Dr., RTP, NC 27709; USA
TEL:(919) 549-1400

This report shall not be reproduced except in full, without the written approval of UL LLC

BANDEDGE (HIGH CHANNEL, CH 10)

HORIZONTAL RESULT

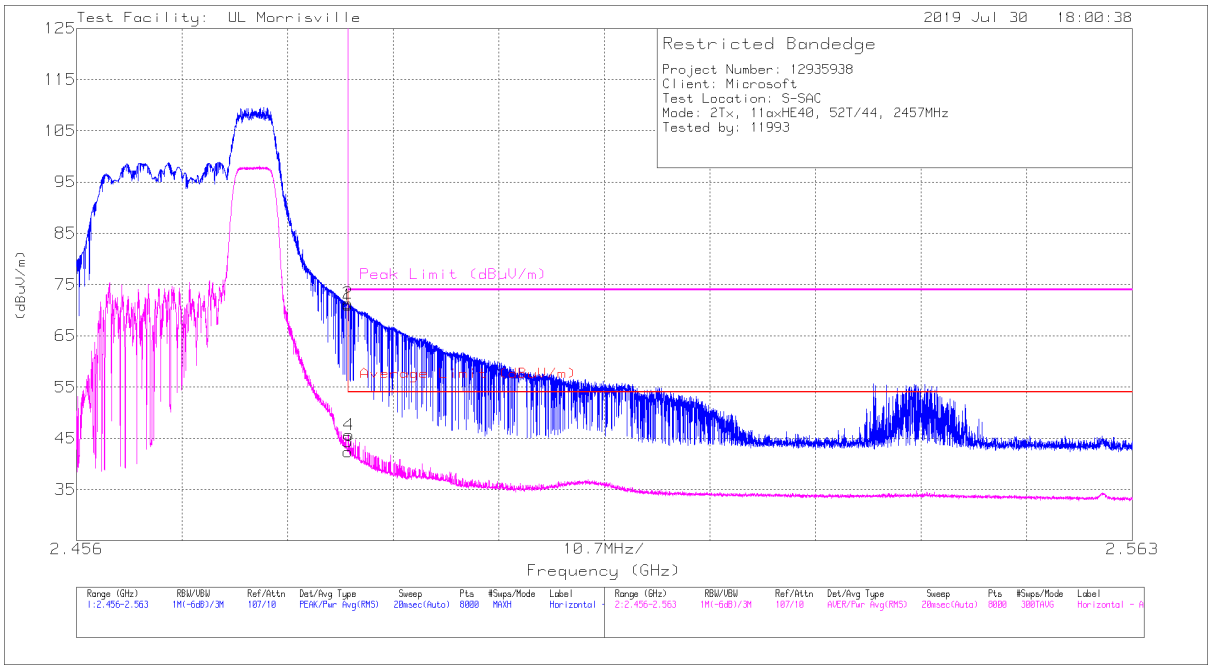

Marker	Frequency (GHz)	Meter Reading (dBuV)	Det	AT0072 (dB/m)	Amp/Cbl/Fltr/Pad (dB)	Corrected Reading (dBuV/m)	Average Limit (dBuV/m)	Margin (dB)	Peak Limit (dBuV/m)	PK Margin (dB)	Azimuth (Degs)	Height (cm)	Polarity
1	* ** 2.4835	63.18	Pk	32.3	-24.5	70.98	-	-	74	-3.02	81	376	H
2	* ** 2.48352	63.51	Pk	32.3	-24.5	71.31	-	-	74	-2.69	81	376	H
3	* ** 2.4835	34.57	RMS	32.3	-24.5	42.37	54	-11.63	-	-	81	376	H
4	* ** 2.4836	37.88	RMS	32.3	-24.5	45.68	54	-8.32	-	-	81	376	H

* - indicates frequency in CFR47 Pt 15 / IC RSS-Restricted Band
** - indicates frequency in Taiwan NCC LP0002 Restricted Band
Pk - Peak detector
RMS - RMS detection

UL LLC
12 Laboratory Dr., RTP, NC 27709; USA TEL:(919) 549-1400
This report shall not be reproduced except in full, without the written approval of UL LLC

VERTICAL RESULT

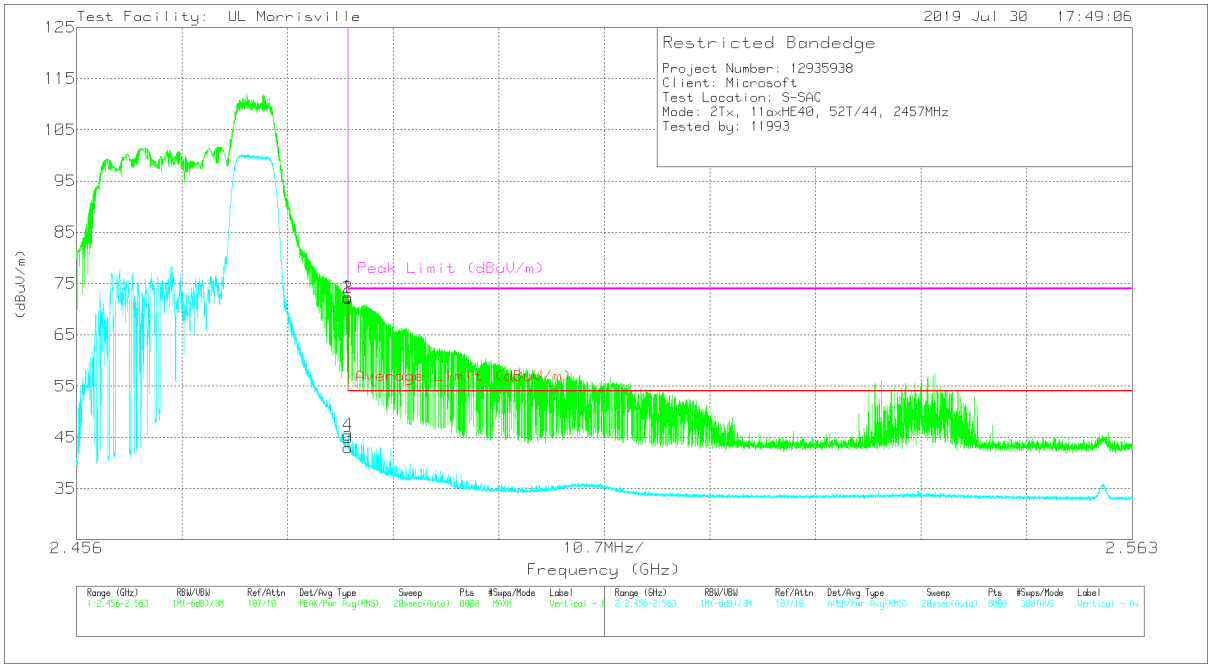

Marker	Frequency (GHz)	Meter Reading (dBuV)	Det	AT0072 (dB/m)	Amp/Cbl/Fltr/Pad (dB)	Corrected Reading (dBuV/m)	Average Limit (dBuV/m)	Margin (dB)	Peak Limit (dBuV/m)	PK Margin (dB)	Azimuth (Degs)	Height (cm)	Polarity
1	* ** 2.4835	64.6	Pk	32.3	-24.5	72.4	-	-	74	-1.6	76	387	V
2	* ** 2.48353	64.36	Pk	32.3	-24.5	72.16	-	-	74	-1.84	76	387	V
3	* ** 2.4835	35.16	RMS	32.3	-24.5	42.96	54	-11.04	-	-	76	387	V
4	* ** 2.48353	37.67	RMS	32.3	-24.5	45.47	54	-8.53	-	-	76	387	V

* - indicates frequency in CFR47 Pt 15 / IC RSS-Restricted Band
** - indicates frequency in Taiwan NCC LP0002 Restricted Band
Pk - Peak detector
RMS - RMS detection

UL LLC
12 Laboratory Dr., RTP, NC 27709; USA TEL:(919) 549-1400
This report shall not be reproduced except in full, without the written approval of UL LLC

BANDEDGE (HIGH CHANNEL, CH 11)

HORIZONTAL RESULT

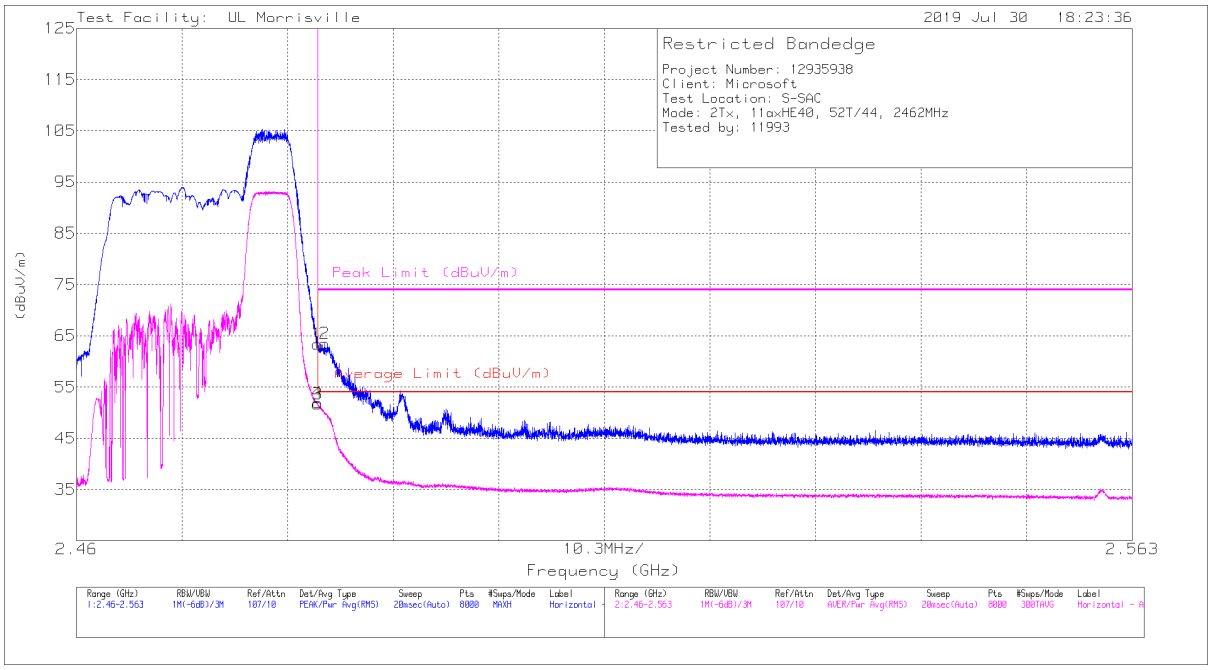

Marker	Frequency (GHz)	Meter Reading (dBuV)	Det	AT0072 (dB/m)	Amp/Cbl/Fltr/Pad (dB)	Corrected Reading (dBuV/m)	Average Limit (dBuV/m)	Margin (dB)	Peak Limit (dBuV/m)	PK Margin (dB)	Azimuth (Degs)	Height (cm)	Polarity
1	* ** 2.4835	55.58	Pk	32.3	-24.5	63.38	-	-	74	-10.62	86	373	H
2	* ** 2.4842	55.72	Pk	32.3	-24.5	63.52	-	-	74	-10.48	86	373	H
3	* ** 2.4835	43.86	RMS	32.3	-24.5	51.66	54	-2.34	-	-	86	373	H
4	* ** 2.48354	44.12	RMS	32.3	-24.5	51.92	54	-2.08	-	-	86	373	H

* - indicates frequency in CFR47 Pt 15 / IC RSS-Restricted Band
** - indicates frequency in Taiwan NCC LP0002 Restricted Band
Pk - Peak detector
RMS - RMS detection

UL LLC
12 Laboratory Dr., RTP, NC 27709; USA TEL:(919) 549-1400
This report shall not be reproduced except in full, without the written approval of UL LLC

VERTICAL RESULT

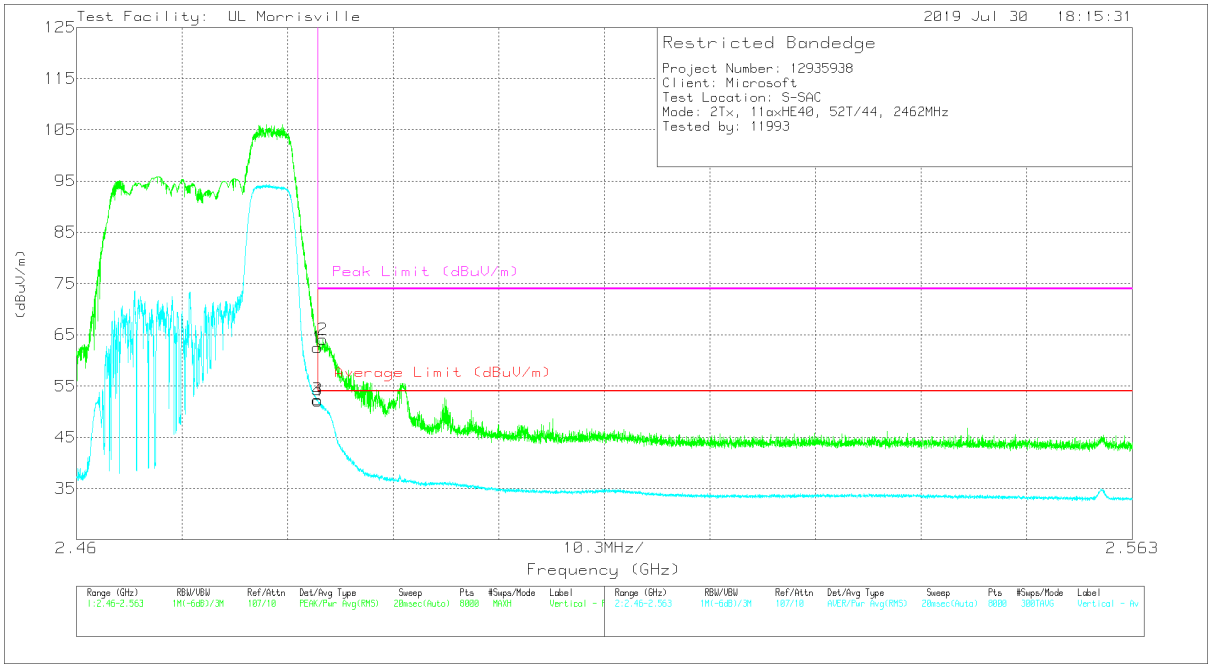

Marker	Frequency (GHz)	Meter Reading (dBuV)	Det	AT0072 (dB/m)	Amp/Cbl/Fltr/Pad (dB)	Corrected Reading (dBuV/m)	Average Limit (dBuV/m)	Margin (dB)	Peak Limit (dBuV/m)	PK Margin (dB)	Azimuth (Degs)	Height (cm)	Polarity
1	* ** 2.4835	54.68	Pk	32.3	-24.5	62.48	-	-	74	-11.52	75	378	V
2	* ** 2.484	56.28	Pk	32.3	-24.5	64.08	-	-	74	-9.92	75	378	V
3	* ** 2.4835	44.56	RMS	32.3	-24.5	52.36	54	-1.64	-	-	75	378	V
4	* ** 2.48354	44.34	RMS	32.3	-24.5	52.14	54	-1.86	-	-	75	378	V

* - indicates frequency in CFR47 Pt 15 / IC RSS-Restricted Band
** - indicates frequency in Taiwan NCC LP0002 Restricted Band
Pk - Peak detector
RMS - RMS detection

UL LLC
12 Laboratory Dr., RTP, NC 27709; USA TEL:(919) 549-1400
This report shall not be reproduced except in full, without the written approval of UL LLC

2TXChain 0 +Chain 1 MODE: 26-Tones, RU index 0

BANDEDGE (LOW CHANNEL, CH 3)

HORIZONTAL RESULT

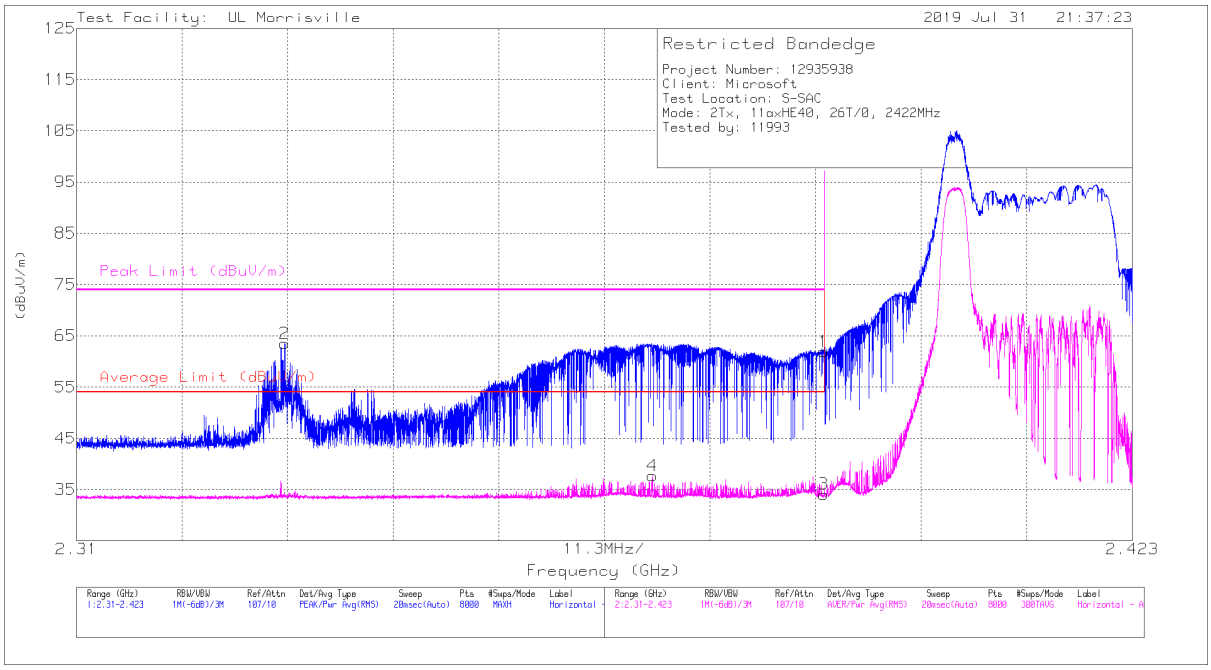

Marker	Frequency (GHz)	Meter Reading (dBuV)	Det	AT0072 (dB/m)	Amp/Cbl/Fltr/Pad (dB)	Corrected Reading (dBuV/m)	Average Limit (dBuV/m)	Margin (dB)	Peak Limit (dBuV/m)	PK Margin (dB)	Azimuth (Degs)	Height (cm)	Polarity
1	* ** 2.38999	53.97	Pk	31.9	-24	61.87	-	-	74	-12.13	67	356	H
2	* ** 2.33225	55.62	Pk	31.6	-23.7	63.52	-	-	74	-10.48	67	356	H
3	* ** 2.38999	26.16	RMS	31.9	-24	34.06	54	-19.94	-	-	67	356	H
4	* ** 2.37164	29.87	RMS	31.8	-24	37.67	54	-16.33	-	-	67	356	H

* - indicates frequency in CFR47 Pt 15 / IC RSS-Restricted Band
** - indicates frequency in Taiwan NCC LP0002 Restricted Band
Pk - Peak detector
RMS - RMS detection

UL LLC
12 Laboratory Dr., RTP, NC 27709; USA TEL:(919) 549-1400
This report shall not be reproduced except in full, without the written approval of UL LLC

VERTICAL RESULT

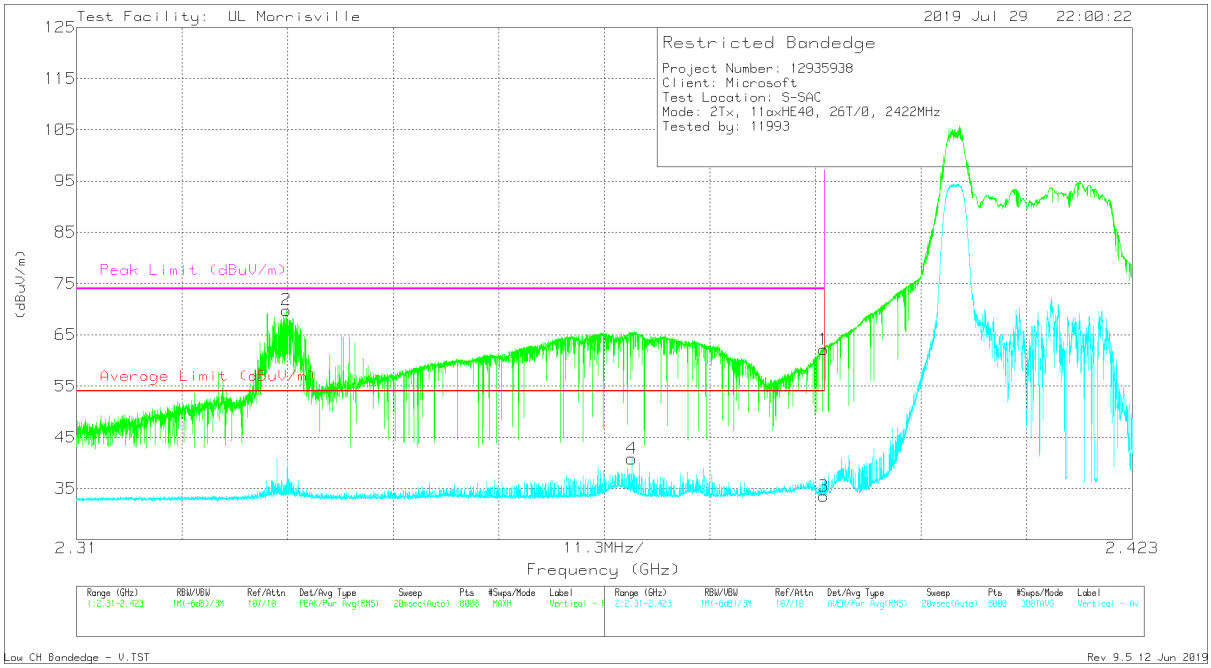

Marker	Frequency (GHz)	Meter Reading (dBuV)	Det	AT0072 (dB/m)	Amp/Cbl/Fltr/Pad (dB)	Corrected Reading (dBuV/m)	Average Limit (dBuV/m)	Margin (dB)	Peak Limit (dBuV/m)	PK Margin (dB)	Azimuth (Degs)	Height (cm)	Polarity
1	* ** 2.38999	54.22	Pk	31.9	-24	62.12	-	-	74	-11.88	352	373	V
2	* ** 2.33245	61.92	Pk	31.6	-23.7	69.82	-	-	74	-4.18	352	373	V
3	* ** 2.38999	25.61	RMS	31.9	-24	33.51	54	-20.49	-	-	352	373	V
4	* ** 2.36942	33.03	RMS	31.8	-24	40.83	54	-13.17	-	-	352	373	V

* - indicates frequency in CFR47 Pt 15 / IC RSS-Restricted Band
** - indicates frequency in Taiwan NCC LP0002 Restricted Band
Pk - Peak detector
RMS - RMS detection

UL LLC
12 Laboratory Dr., RTP, NC 27709; USA
TEL:(919) 549-1400

This report shall not be reproduced except in full, without the written approval of UL LLC

BANDEDGE (LOW CHANNEL, CH 4)

HORIZONTAL RESULT

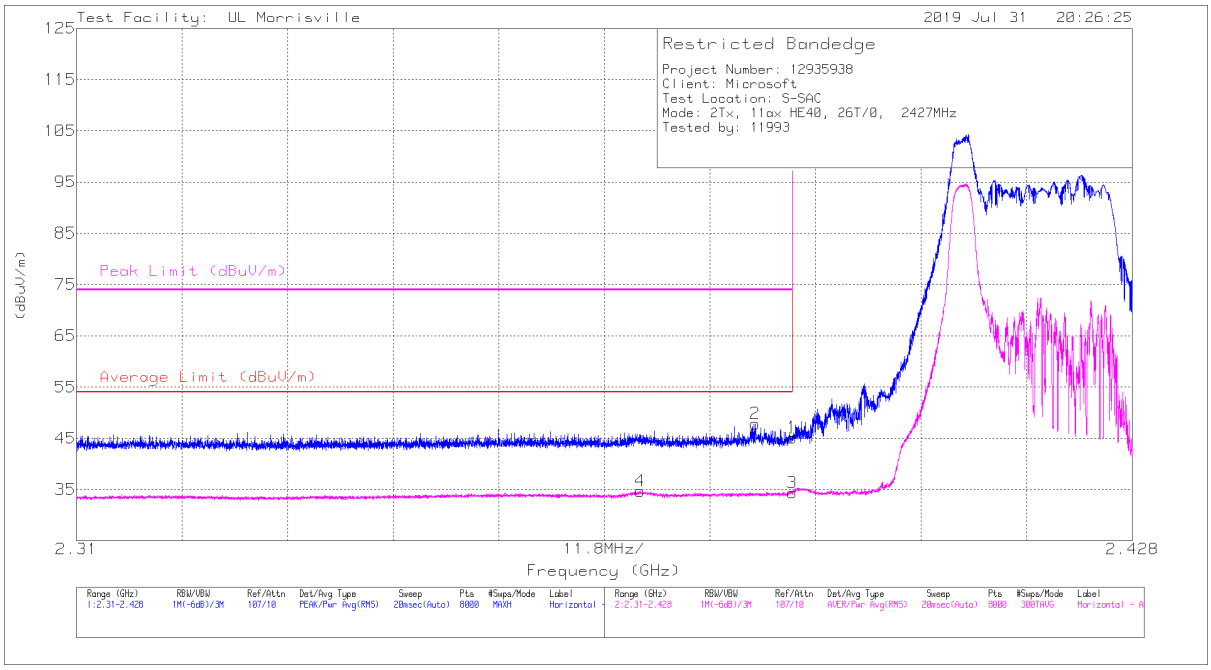

Marker	Frequency (GHz)	Meter Reading (dBuV)	Det	AT0072 (dB/m)	Amp/Cbl/Fltr/Pad (dB)	Corrected Reading (dBuV/m)	Average Limit (dBuV/m)	Margin (dB)	Peak Limit (dBuV/m)	PK Margin (dB)	Azimuth (Degs)	Height (cm)	Polarity
1	* ** 2.38999	37.21	Pk	31.9	-24	45.11	-	-	74	-28.89	241	237	H
2	* ** 2.38587	39.93	Pk	31.9	-24	47.83	-	-	74	-26.17	241	237	H
3	* ** 2.38999	26.48	RMS	31.9	-24	34.38	54	-19.62	-	-	241	237	H
4	* ** 2.37299	26.89	RMS	31.8	-24	34.69	54	-19.31	-	-	241	237	H

* - indicates frequency in CFR47 Pt 15 / IC RSS-Restricted Band
** - indicates frequency in Taiwan NCC LP0002 Restricted Band
Pk - Peak detector
RMS - RMS detection

UL LLC
12 Laboratory Dr., RTP, NC 27709; USA TEL:(919) 549-1400
This report shall not be reproduced except in full, without the written approval of UL LLC

VERTICAL RESULT

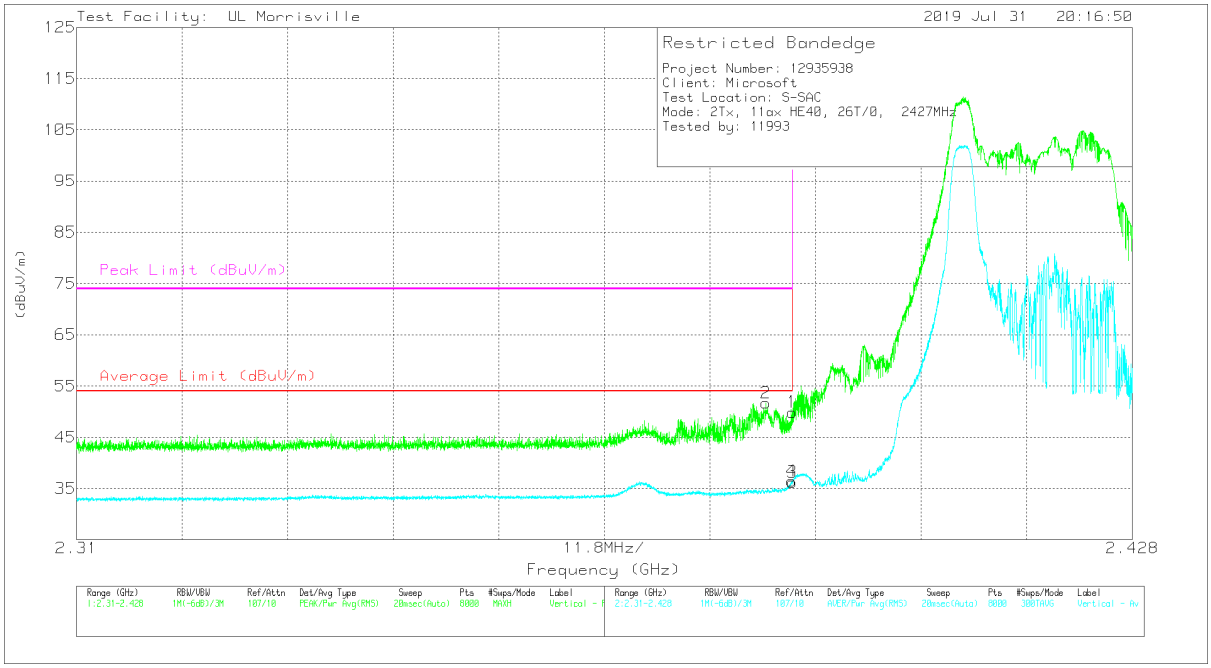

Marker	Frequency (GHz)	Meter Reading (dBuV)	Det	AT0072 (dB/m)	Amp/Cbl/Fltr/Pad (dB)	Corrected Reading (dBuV/m)	Average Limit (dBuV/m)	Margin (dB)	Peak Limit (dBuV/m)	PK Margin (dB)	Azimuth (Degs)	Height (cm)	Polarity
1	* ** 2.38999	42	Pk	31.9	-24	49.9	-	-	74	-24.1	197	180	V
2	* ** 2.38704	43.8	Pk	31.9	-24	51.7	-	-	74	-22.3	197	180	V
3	* ** 2.38999	28.36	RMS	31.9	-24	36.26	54	-17.74	-	-	197	180	V
4	* ** 2.38993	28.52	RMS	31.9	-24	36.42	54	-17.58	-	-	197	180	V

* - indicates frequency in CFR47 Pt 15 / IC RSS-Restricted Band
** - indicates frequency in Taiwan NCC LP0002 Restricted Band
Pk - Peak detector
RMS - RMS detection

UL LLC
12 Laboratory Dr., RTP, NC 27709; USA
TEL:(919) 549-1400

This report shall not be reproduced except in full, without the written approval of UL LLC

2TXChain 0 +Chain 1 MODE: 26-Tones, RU index 17

BANDEDGE (HIGH CHANNEL, CH 9)

HORIZONTAL RESULT

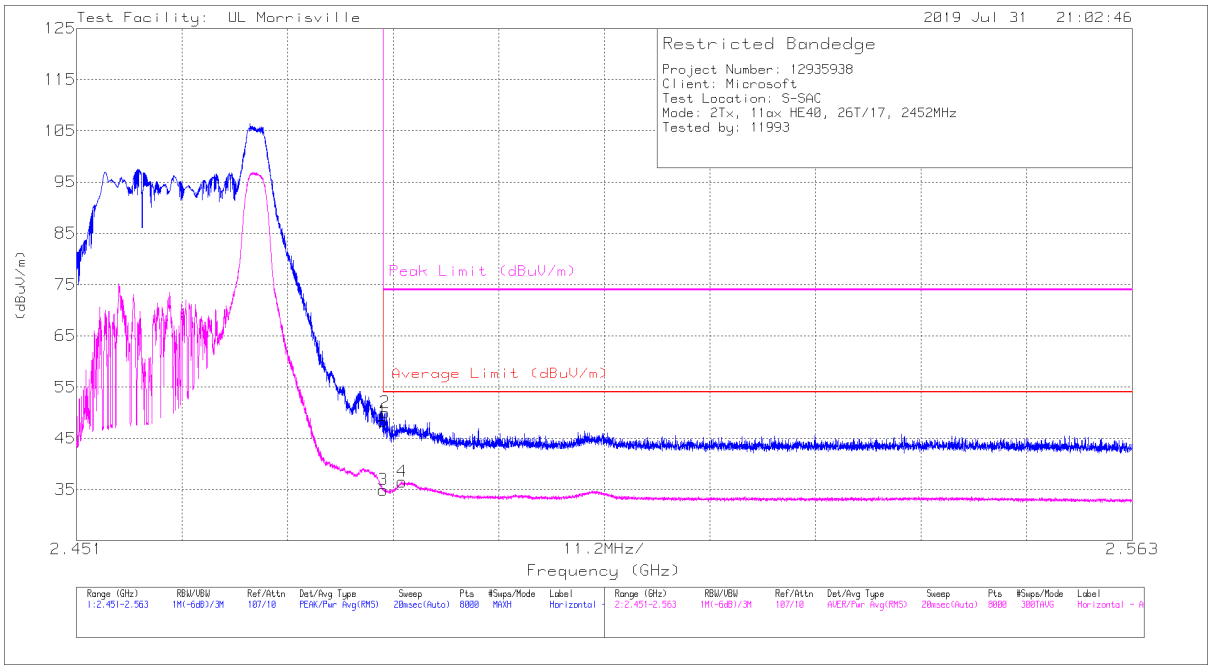

Marker	Frequency (GHz)	Meter Reading (dBuV)	Det	AT0072 (dB/m)	Amp/Cbl/Fltr/Pad (dB)	Corrected Reading (dBuV/m)	Average Limit (dBuV/m)	Margin (dB)	Peak Limit (dBuV/m)	PK Margin (dB)	Azimuth (Degs)	Height (cm)	Polarity
1	* ** 2.48351	40.47	Pk	32.3	-24.5	48.27	-	-	74	-25.73	243	218	H
2	* ** 2.48371	42.21	Pk	32.3	-24.5	50.01	-	-	74	-23.99	243	218	H
3	* ** 2.48351	27.13	RMS	32.3	-24.5	34.93	54	-19.07	-	-	243	218	H
4	* ** 2.4855	28.73	RMS	32.3	-24.5	36.53	54	-17.47	-	-	243	218	H

* - indicates frequency in CFR47 Pt 15 / IC RSS-Restricted Band
** - indicates frequency in Taiwan NCC LP0002 Restricted Band
Pk - Peak detector
RMS - RMS detection

UL LLC
12 Laboratory Dr., RTP, NC 27709; USA TEL:(919) 549-1400
This report shall not be reproduced except in full, without the written approval of UL LLC

VERTICAL RESULT

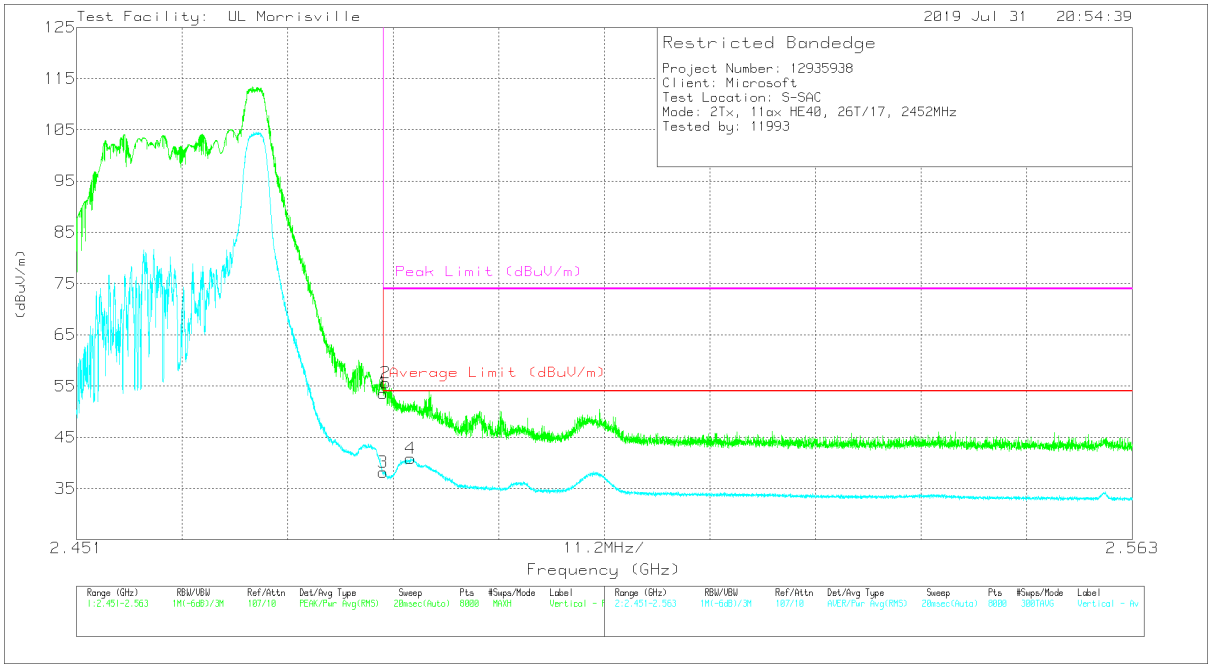

Marker	Frequency (GHz)	Meter Reading (dBuV)	Det	AT0072 (dB/m)	Amp/Cbl/Fltr/Pad (dB)	Corrected Reading (dBuV/m)	Average Limit (dBuV/m)	Margin (dB)	Peak Limit (dBuV/m)	PK Margin (dB)	Azimuth (Degs)	Height (cm)	Polarity
1	* ** 2.48351	45.78	Pk	32.3	-24.5	53.58	-	-	74	-20.42	223	192	V
2	* ** 2.48379	47.82	Pk	32.3	-24.5	55.62	-	-	74	-18.38	223	192	V
3	* ** 2.48351	30.34	RMS	32.3	-24.5	38.14	54	-15.86	-	-	223	192	V
4	* ** 2.48643	33.09	RMS	32.3	-24.5	40.89	54	-13.11	-	-	223	192	V

* - indicates frequency in CFR47 Pt 15 / IC RSS-Restricted Band
** - indicates frequency in Taiwan NCC LP0002 Restricted Band
Pk - Peak detector
RMS - RMS detection

UL LLC
12 Laboratory Dr., RTP, NC 27709; USA
TEL:(919) 549-1400

This report shall not be reproduced except in full, without the written approval of UL LLC

BANDEDGE (HIGH CHANNEL, CH 10)

HORIZONTAL RESULT

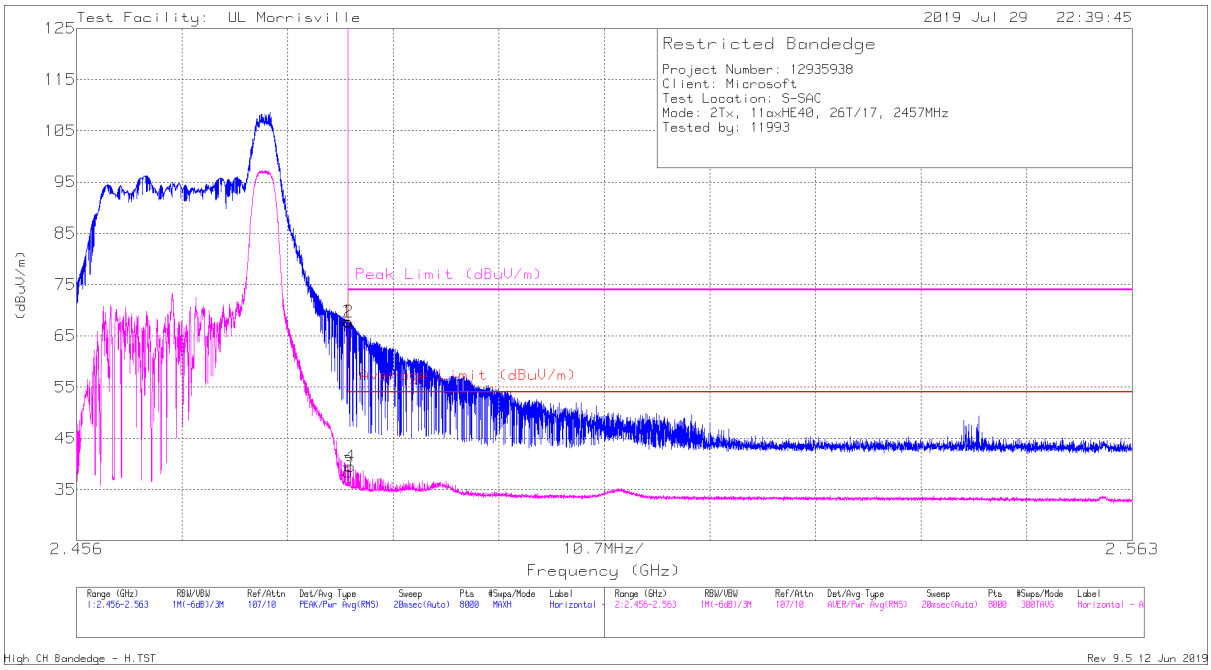

Marker	Frequency (GHz)	Meter Reading (dBuV)	Det	AT0072 (dB/m)	Amp/Cbl/Fltr/Pad (dB)	Corrected Reading (dBuV/m)	Average Limit (dBuV/m)	Margin (dB)	Peak Limit (dBuV/m)	PK Margin (dB)	Azimuth (Degs)	Height (cm)	Polarity
1	* ** 2.4835	60	Pk	32.3	-24.5	67.8	-	-	74	-6.2	69	368	H
2	* ** 2.48356	59.92	Pk	32.3	-24.5	67.72	-	-	74	-6.28	69	368	H
3	* ** 2.4835	30.62	RMS	32.3	-24.5	38.42	54	-15.58	-	-	69	368	H
4	* ** 2.48373	31.74	RMS	32.3	-24.5	39.54	54	-14.46	-	-	69	368	H

* - indicates frequency in CFR47 Pt 15 / IC RSS-Restricted Band
** - indicates frequency in Taiwan NCC LP0002 Restricted Band
Pk - Peak detector
RMS - RMS detection

UL LLC
12 Laboratory Dr., RTP, NC 27709; USA TEL:(919) 549-1400
This report shall not be reproduced except in full, without the written approval of UL LLC

VERTICAL RESULT

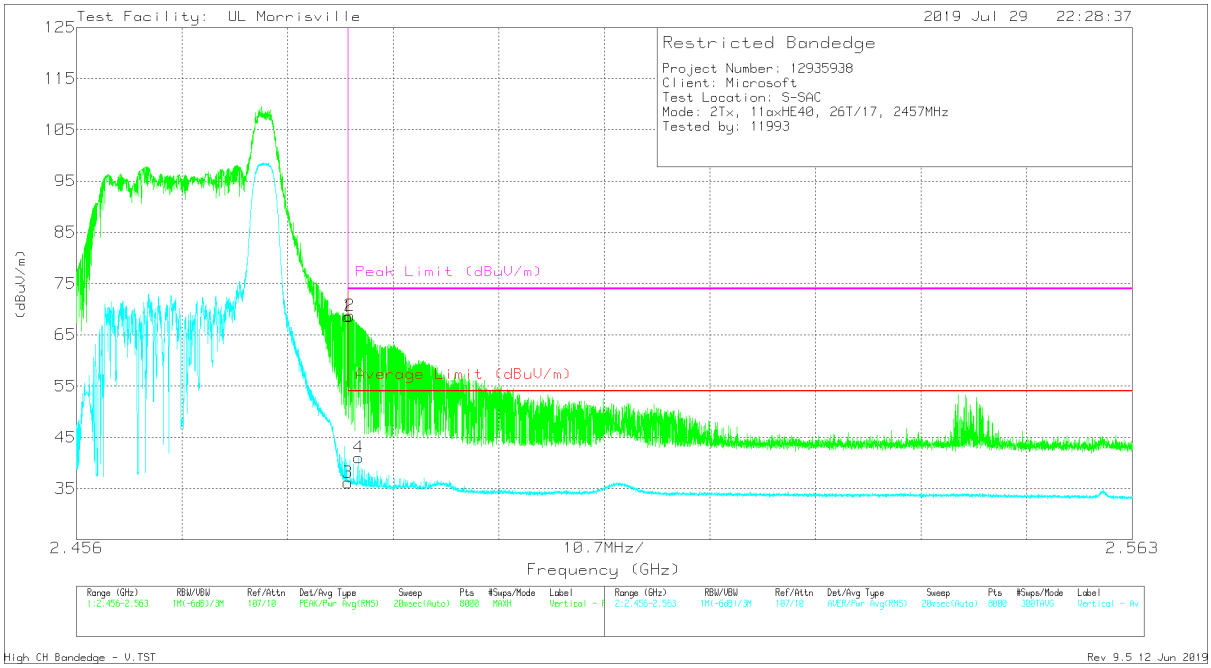

Marker	Frequency (GHz)	Meter Reading (dBuV)	Det	AT0072 (dB/m)	Amp/Cbl/Fltr/Pad (dB)	Corrected Reading (dBuV/m)	Average Limit (dBuV/m)	Margin (dB)	Peak Limit (dBuV/m)	PK Margin (dB)	Azimuth (Degs)	Height (cm)	Polarity
1	* ** 2.4835	60.7	Pk	32.3	-24.5	68.5	-	-	74	-5.5	49	317	V
2	* ** 2.4837	60.93	Pk	32.3	-24.5	68.73	-	-	74	-5.27	49	317	V
3	* ** 2.4835	28.36	RMS	32.3	-24.5	36.16	54	-17.84	-	-	49	317	V
4	* ** 2.48459	33.26	RMS	32.3	-24.5	41.06	54	-12.94	-	-	49	317	V

* - indicates frequency in CFR47 Pt 15 / IC RSS-Restricted Band
** - indicates frequency in Taiwan NCC LP0002 Restricted Band
Pk - Peak detector
RMS - RMS detection

UL LLC
12 Laboratory Dr., RTP, NC 27709; USA TEL:(919) 549-1400
This report shall not be reproduced except in full, without the written approval of UL LLC

BANDEDGE (HIGH CHANNEL, CH 11)

HORIZONTAL RESULT

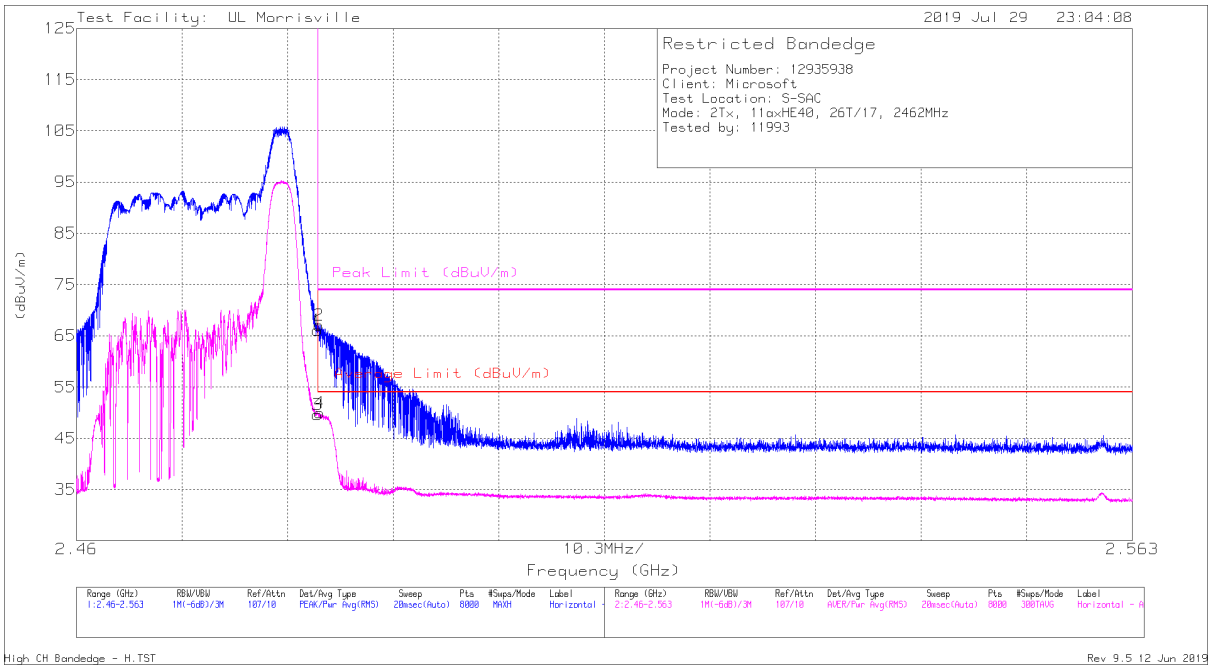

Marker	Frequency (GHz)	Meter Reading (dBuV)	Det	AT0072 (dB/m)	Amp/Cbl/Fltr/Pad (dB)	Corrected Reading (dBuV/m)	Average Limit (dBuV/m)	Margin (dB)	Peak Limit (dBuV/m)	PK Margin (dB)	Azimuth (Degs)	Height (cm)	Polarity
1	* ** 2.4835	58.3	Pk	32.3	-24.5	66.1	-	-	74	-7.9	79	374	H
2	* ** 2.48363	59.23	Pk	32.3	-24.5	67.03	-	-	74	-6.97	79	374	H
3	* ** 2.4835	41.81	RMS	32.3	-24.5	49.61	54	-4.39	-	-	79	374	H
4	* ** 2.48373	42.14	RMS	32.3	-24.5	49.94	54	-4.06	-	-	79	374	H

* - indicates frequency in CFR47 Pt 15 / IC RSS-Restricted Band
** - indicates frequency in Taiwan NCC LP0002 Restricted Band
Pk - Peak detector
RMS - RMS detection

UL LLC
12 Laboratory Dr., RTP, NC 27709; USA TEL:(919) 549-1400
This report shall not be reproduced except in full, without the written approval of UL LLC

VERTICAL RESULT

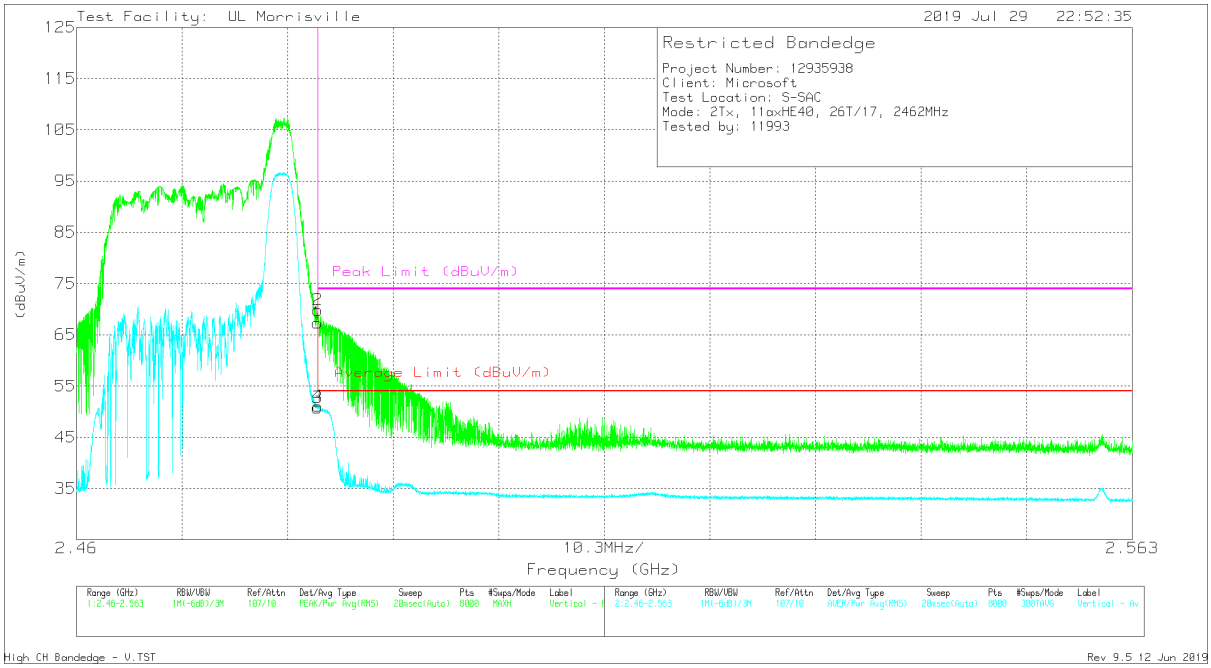

Marker	Frequency (GHz)	Meter Reading (dBuV)	Det	AT0072 (dB/m)	Amp/Cbl/Fltr/Pad (dB)	Corrected Reading (dBuV/m)	Average Limit (dBuV/m)	Margin (dB)	Peak Limit (dBuV/m)	PK Margin (dB)	Azimuth (Degs)	Height (cm)	Polarity
1	* ** 2.4835	59.54	Pk	32.3	-24.5	67.34	-	-	74	-6.66	69	369	V
2	* ** 2.48355	62.04	Pk	32.3	-24.5	69.84	-	-	74	-4.16	69	369	V
3	* ** 2.4835	42.99	RMS	32.3	-24.5	50.79	54	-3.21	-	-	69	369	V
4	* ** 2.48351	43.24	RMS	32.3	-24.5	51.04	54	-2.96	-	-	69	369	V

* - indicates frequency in CFR47 Pt 15 / IC RSS-Restricted Band
** - indicates frequency in Taiwan NCC LP0002 Restricted Band
Pk - Peak detector
RMS - RMS detection

UL LLC
12 Laboratory Dr., RTP, NC 27709; USA
TEL:(919) 549-1400

This report shall not be reproduced except in full, without the written approval of UL LLC

10.2. WORST CASE BELOW 1 GHz AND ABOVE 18 GHz

Please refer to R12935938-E3 for Worst Case emissions below 1 GHz and above 18 GHz results.

11. AC POWER LINE CONDUCTED EMISSIONS

Please refer to R12935938-E3 for AC Line Conducted results.

12. SETUP PHOTOS

Please refer to R12935938-EP1 for setup photos.

END OF TEST REPORT

UL LLC
12 Laboratory Dr., RTP, NC 27709; USA TEL:(919) 549-1400
This report shall not be reproduced except in full, without the written approval of UL LLC