LOW CHANNEL

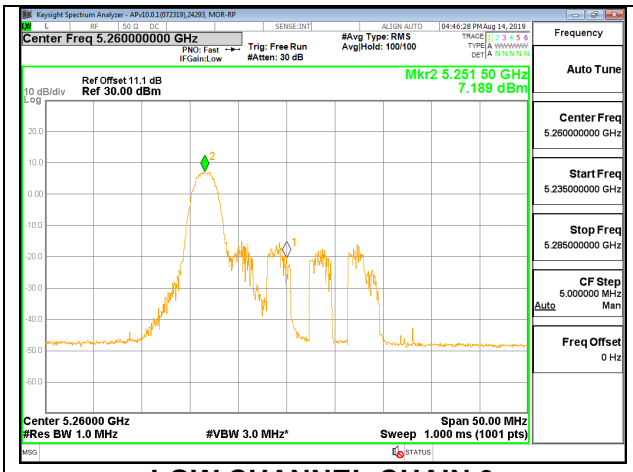

LOW CHANNEL CHAIN 0

LOW CHANNEL CHAIN 1

MID CHANNEL

MID CHANNEL CHAIN 0

MID CHANNEL CHAIN 1

HIGH CHANNEL

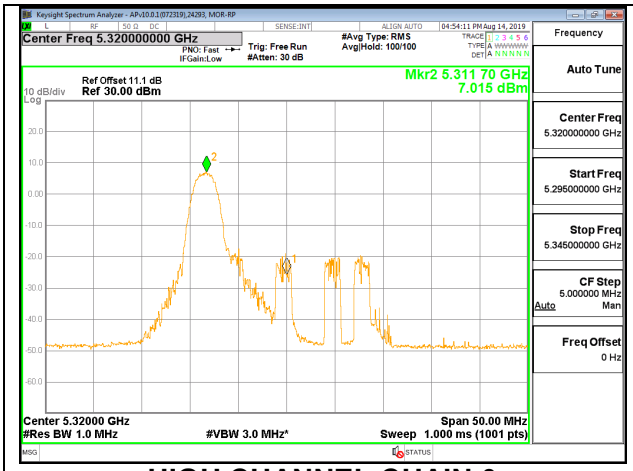

HIGH CHANNEL CHAIN 0

HIGH CHANNEL CHAIN 1

UL LLC
12 Laboratory Dr., RTP, NC 27709; USA
TEL:(919) 549-1400

This report shall not be reproduced except in full, without the written approval of UL LLC

2TX Antenna 1 + Antenna 2 OFDMA MODE – 26-Tones, RU Index 4

Bandwidth, Antenna Gain, and Limits

Channel	Frequency (MHz)	Min 26 dB BW (MHz)	Directional Gain for Power (dBi)	Directional Gain for PSD (dBi)	Power Limit (dBm)	PSD Limit (dBm/1MHz)
Low	5260	20.65	5.58	5.58	24.00	11.00
Mid	5300	20.75	5.58	5.58	24.00	11.00
High	5320	21.05	5.58	5.58	24.00	11.00

Duty Cycle CF (dB)	0.00	Included in Calculations of Corr'd PSD

Output Power Results

Channel	Frequency (MHz)	Chain 0 Meas Power (dBm)	Chain 1 Meas Power (dBm)	Total Corr'd Power (dBm)	Power Limit (dBm)	Power Margin (dB)
Low	5260	10.90	10.95	13.94	24.00	-10.06
Mid	5300	11.25	10.92	14.10	24.00	-9.90
High	5320	11.24	11.03	14.15	24.00	-9.85

PSD Results

Channel	Frequency (MHz)	Chain 0 Meas PSD (dBm/1MHz)	Chain 1 Meas PSD (dBm/1MHz)	Total Corr'd PSD (dBm/1MHz)	PSD Limit (dBm/1MHz)	PSD Margin (dB)
Low	5260	6.492	6.283	9.40	11.00	-1.60
Mid	5300	6.559	7.006	9.80	11.00	-1.20
High	5320	7.585	7.167	10.39	11.00	-0.61

UL LLC
12 Laboratory Dr., RTP, NC 27709; USA TEL:(919) 549-1400
This report shall not be reproduced except in full, without the written approval of UL LLC

LOW CHANNEL

LOW CHANNEL CHAIN 0

LOW CHANNEL CHAIN 1

MID CHANNEL

MID CHANNEL CHAIN 0

MID CHANNEL CHAIN 1

HIGH CHANNEL

HIGH CHANNEL CHAIN 0

HIGH CHANNEL CHAIN 1

UL LLC
12 Laboratory Dr., RTP, NC 27709; USA
TEL:(919) 549-1400
This report shall not be reproduced except in full, without the written approval of UL LLC

2TX Antenna 1 + Antenna 2 OFDMA MODE – 26-Tones, RU Index 8

Bandwidth, Antenna Gain, and Limits

Channel	Frequency (MHz)	Min 26 dB BW (MHz)	Directional Gain for Power (dBi)	Directional Gain for PSD (dBi)	Power Limit (dBm)	PSD Limit (dBm/1MHz)
Low	5260	20.65	5.58	5.58	24.00	11.00
Mid	5300	20.75	5.58	5.58	24.00	11.00
High	5320	21.05	5.58	5.58	24.00	11.00

Duty Cycle CF (dB)	0.00	Included in Calculations of Corr'd PSD

Output Power Results

Channel	Frequency (MHz)	Chain 0 Meas Power (dBm)	Chain 1 Meas Power (dBm)	Total Corr'd Power (dBm)	Power Limit (dBm)	Power Margin (dB)
Low	5260	10.91	10.85	13.89	24.00	-10.11
Mid	5300	11.09	10.83	13.97	24.00	-10.03
High	5320	10.54	10.37	13.47	24.00	-10.53

PSD Results

Channel	Frequency (MHz)	Chain 0 Meas PSD (dBm/1MHz)	Chain 1 Meas PSD (dBm/1MHz)	Total Corr'd PSD (dBm/1MHz)	PSD Limit (dBm/1MHz)	PSD Margin (dB)
Low	5260	6.764	7.208	10.00	11.00	-1.00
Mid	5300	7.270	6.891	10.09	11.00	-0.91
High	5320	6.673	5.635	9.20	11.00	-1.80

UL LLC
12 Laboratory Dr., RTP, NC 27709; USA TEL:(919) 549-1400
This report shall not be reproduced except in full, without the written approval of UL LLC

LOW CHANNEL

LOW CHANNEL CHAIN 0

LOW CHANNEL CHAIN 1

MID CHANNEL

MID CHANNEL CHAIN 0

MID CHANNEL CHAIN 1

HIGH CHANNEL

HIGH CHANNEL CHAIN 0

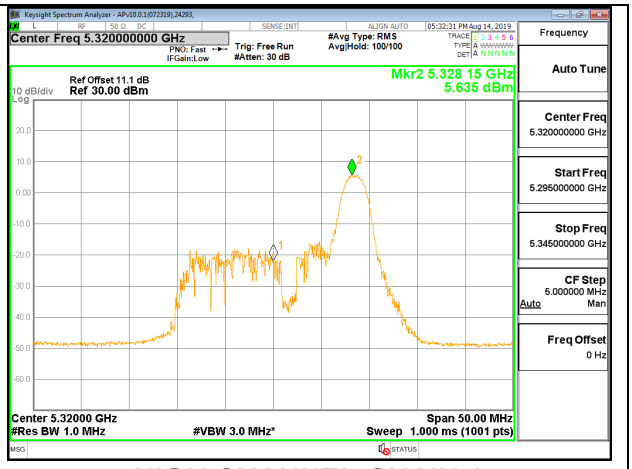

HIGH CHANNEL CHAIN 1

UL LLC
12 Laboratory Dr., RTP, NC 27709; USA
TEL:(919) 549-1400

This report shall not be reproduced except in full, without the written approval of UL LLC

9.4.8. 802.11ax HE20 MODE IN THE 5.3 GHz BAND (IC)

2TX Antenna 1 + Antenna 2 SU MODE

Bandwidth, Antenna Gain, and Limits

Channel	Frequency (MHz)	Min 99% BW (MHz)	Directional Gain for Power (dBi)	Directional Gain for PSD (dBi)	Power Limit (dBm)	PSD Limit (dBm/1MHz)
Low	5260	17.0020	5.58	5.58	23.31	11.00
Mid	5300	16.9030	5.58	5.58	23.28	11.00
High	5320	16.8950	5.58	5.58	23.28	11.00

Duty Cycle CF (dB)	0.00	Included in Calculations of Corr'd PSD

Output Power Results

Channel	Frequency (MHz)	Chain 0 Meas Power (dBm)	Chain 1 Meas Power (dBm)	Total Corr'd Power (dBm)	Power Limit (dBm)	Power Margin (dB)
Low	5260	17.02	17.13	20.09	23.31	-3.22
Mid	5300	17.23	17.11	20.18	23.28	-3.10
High	5320	17.36	17.04	20.21	23.28	-3.06

PSD Results

Channel	Frequency (MHz)	Chain 0 Meas PSD (dBm/1MHz)	Chain 1 Meas PSD (dBm/1MHz)	Total Corr'd PSD (dBm/1MHz)	PSD Limit (dBm/1MHz)	PSD Margin (dB)
Low	5260	4.987	5.346	8.18	11.00	-2.82
Mid	5300	3.618	4.800	7.26	11.00	-3.74
High	5320	3.747	3.770	6.77	11.00	-4.23

UL LLC
12 Laboratory Dr., RTP, NC 27709; USA TEL:(919) 549-1400
This report shall not be reproduced except in full, without the written approval of UL LLC

LOW CHANNEL

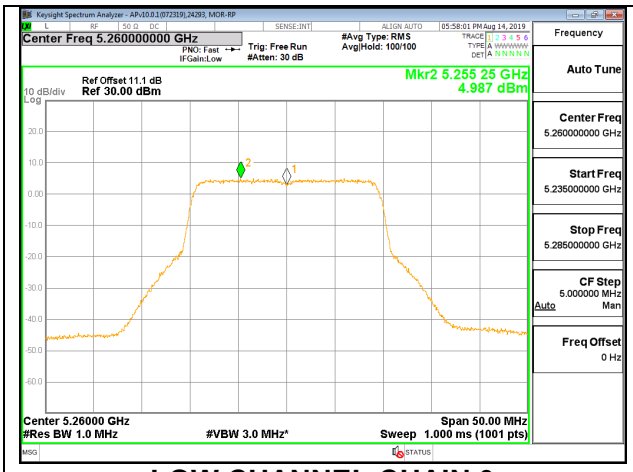

LOW CHANNEL CHAIN 0

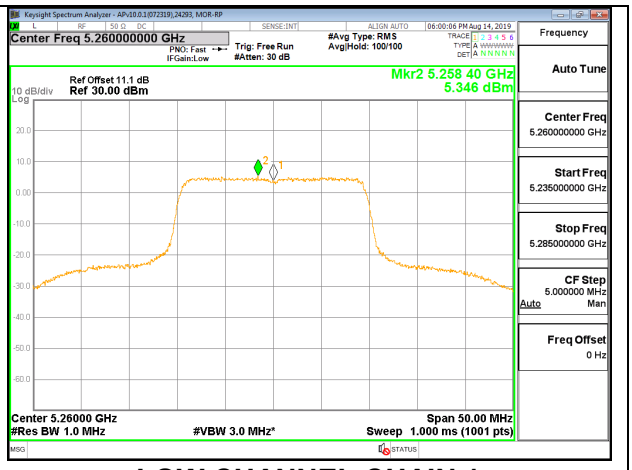

LOW CHANNEL CHAIN 1

MID CHANNEL

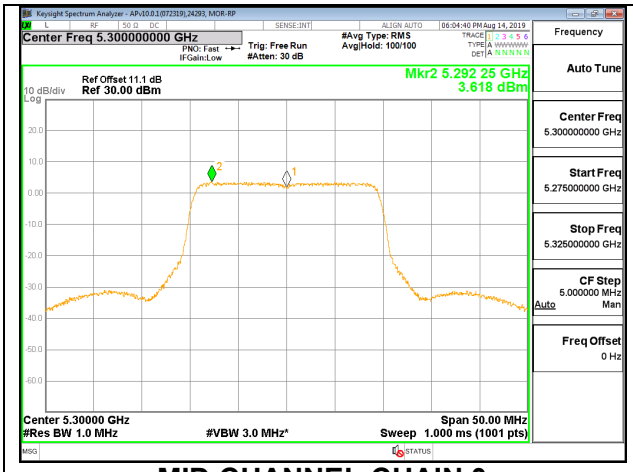

MID CHANNEL CHAIN 0

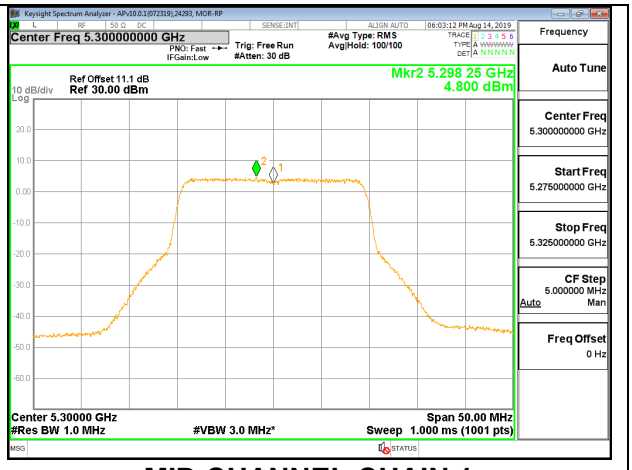

MID CHANNEL CHAIN 1

HIGH CHANNEL

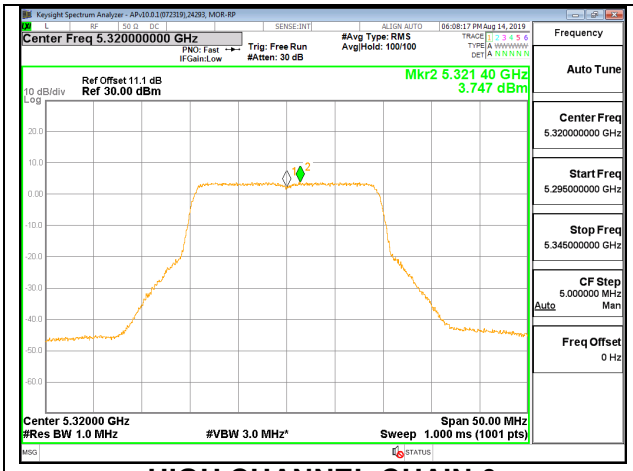

HIGH CHANNEL CHAIN 0

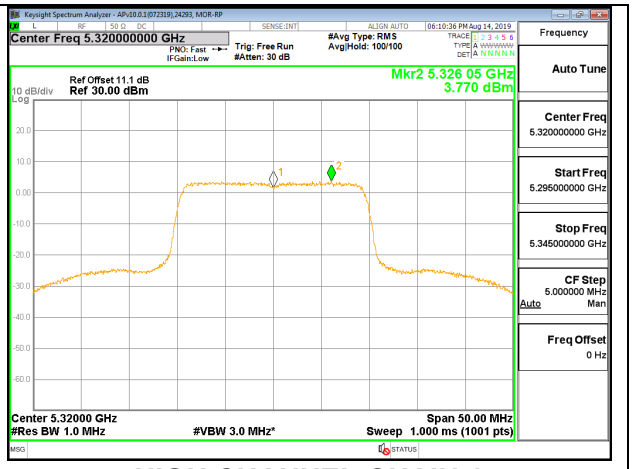

HIGH CHANNEL CHAIN 1

UL LLC
12 Laboratory Dr., RTP, NC 27709; USA
TEL:(919) 549-1400

This report shall not be reproduced except in full, without the written approval of UL LLC

2TX Antenna 1 + Antenna 2 OFDMA MODE – 242-Tones, RU Index 61

Bandwidth, Antenna Gain, and Limits

Channel	Frequency (MHz)	Min 99% BW (MHz)	Directional Gain for Power (dBi)	Directional Gain for PSD (dBi)	Power Limit (dBm)	PSD Limit (dBm/1MHz)
Low	5260	17.0020	5.58	5.58	23.31	11.00
Mid	5300	16.9030	5.58	5.58	23.28	11.00
High	5320	16.8950	5.58	5.58	23.28	11.00

Duty Cycle CF (dB)	0.00	Included in Calculations of Corr'd PSD

Output Power Results

Channel	Frequency (MHz)	Chain 0 Meas Power (dBm)	Chain 1 Meas Power (dBm)	Total Corr'd Power (dBm)	Power Limit (dBm)	Power Margin (dB)
Low	5260	17.09	17.11	20.11	23.31	-3.19
Mid	5300	17.21	17.13	20.18	23.28	-3.10
High	5320	17.27	17.09	20.19	23.28	-3.09

PSD Results

Channel	Frequency (MHz)	Chain 0 Meas PSD (dBm/1MHz)	Chain 1 Meas PSD (dBm/1MHz)	Total Corr'd PSD (dBm/1MHz)	PSD Limit (dBm/1MHz)	PSD Margin (dB)
Low	5260	4.640	5.410	8.05	11.00	-2.95
Mid	5300	4.991	5.007	8.01	11.00	-2.99
High	5320	5.687	5.758	8.73	11.00	-2.27

UL LLC
12 Laboratory Dr., RTP, NC 27709; USA TEL:(919) 549-1400
This report shall not be reproduced except in full, without the written approval of UL LLC

LOW CHANNEL

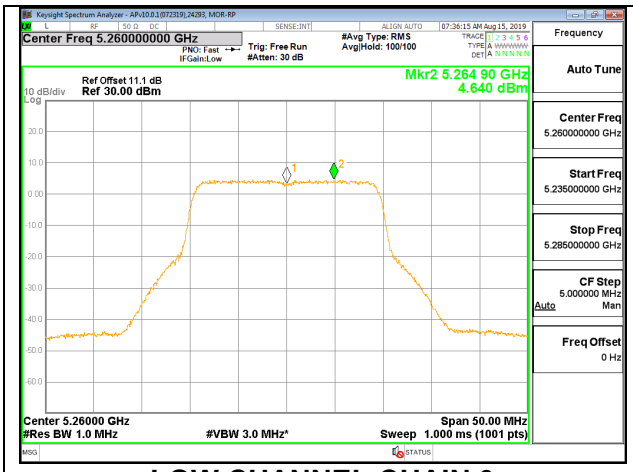

LOW CHANNEL CHAIN 0

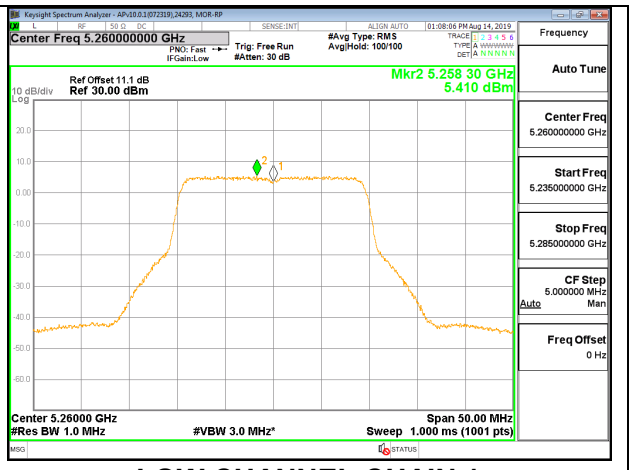

LOW CHANNEL CHAIN 1

MID CHANNEL

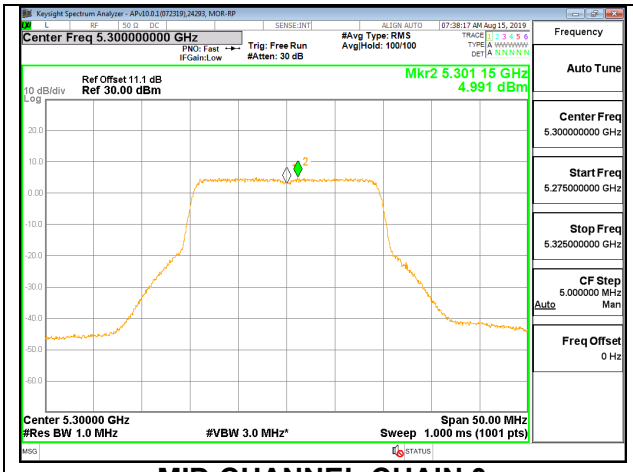

MID CHANNEL CHAIN 0

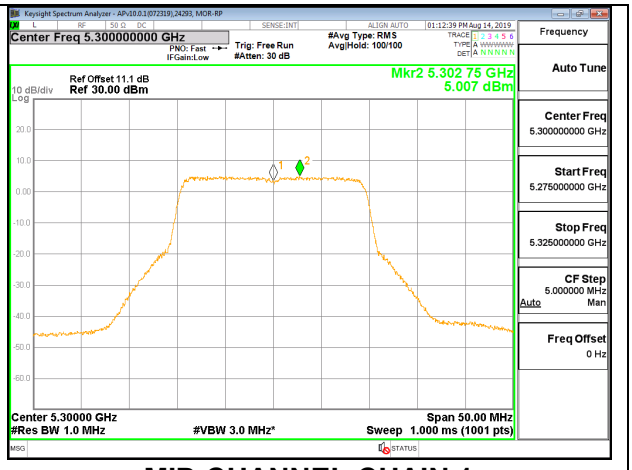

MID CHANNEL CHAIN 1

HIGH CHANNEL

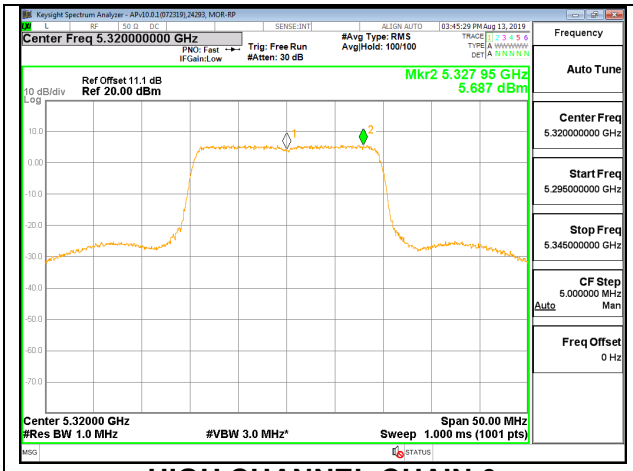

HIGH CHANNEL CHAIN 0

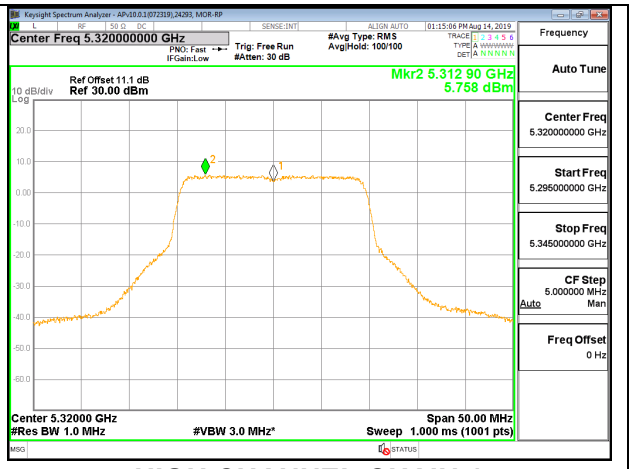

HIGH CHANNEL CHAIN 1

UL LLC
12 Laboratory Dr., RTP, NC 27709; USA
TEL:(919) 549-1400

This report shall not be reproduced except in full, without the written approval of UL LLC

2TX Antenna 1 + Antenna 2 OFDMA MODE – 106-Tones, RU Index 53

Bandwidth, Antenna Gain, and Limits

Channel	Frequency (MHz)	Min 99% BW (MHz)	Directional Gain for Power (dBi)	Directional Gain for PSD (dBi)	Power Limit (dBm)	PSD Limit (dBm/1MHz)
Low	5260	17.0020	5.58	5.58	23.31	11.00
Mid	5300	16.9030	5.58	5.58	23.28	11.00
High	5320	16.8950	5.58	5.58	23.28	11.00

Duty Cycle CF (dB)	0.00	Included in Calculations of Corr'd PSD

Output Power Results

Channel	Frequency (MHz)	Chain 0 Meas Power (dBm)	Chain 1 Meas Power (dBm)	Total Corr'd Power (dBm)	Power Limit (dBm)	Power Margin (dB)
Low	5260	16.24	16.49	19.38	23.31	-3.93
Mid	5300	16.35	16.34	19.36	23.28	-3.92
High	5320	16.45	16.45	19.46	23.28	-3.82

PSD Results

Channel	Frequency (MHz)	Chain 0 Meas PSD (dBm/1MHz)	Chain 1 Meas PSD (dBm/1MHz)	Total Corr'd PSD (dBm/1MHz)	PSD Limit (dBm/1MHz)	PSD Margin (dB)
Low	5260	7.116	7.295	10.22	11.00	-0.78
Mid	5300	7.011	6.362	9.71	11.00	-1.29
High	5320	6.705	6.884	9.81	11.00	-1.19

UL LLC
12 Laboratory Dr., RTP, NC 27709; USA TEL:(919) 549-1400
This report shall not be reproduced except in full, without the written approval of UL LLC

LOW CHANNEL

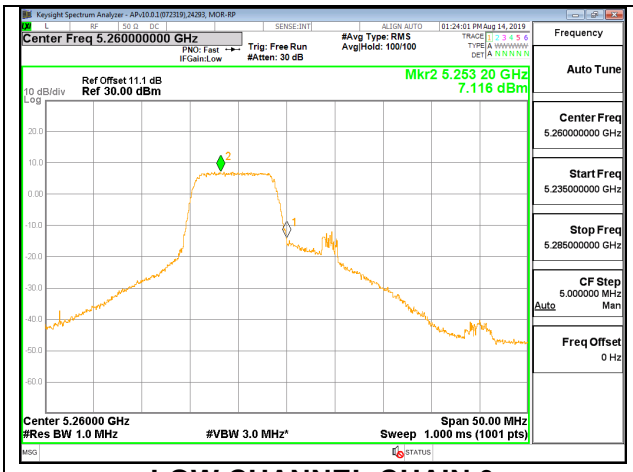

LOW CHANNEL CHAIN 0

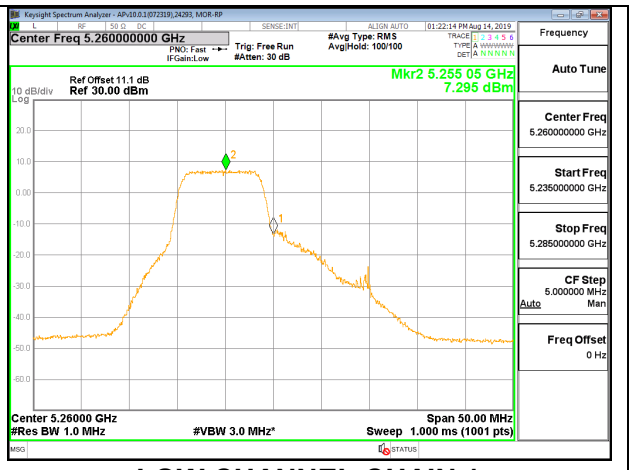

LOW CHANNEL CHAIN 1

MID CHANNEL

MID CHANNEL CHAIN 0

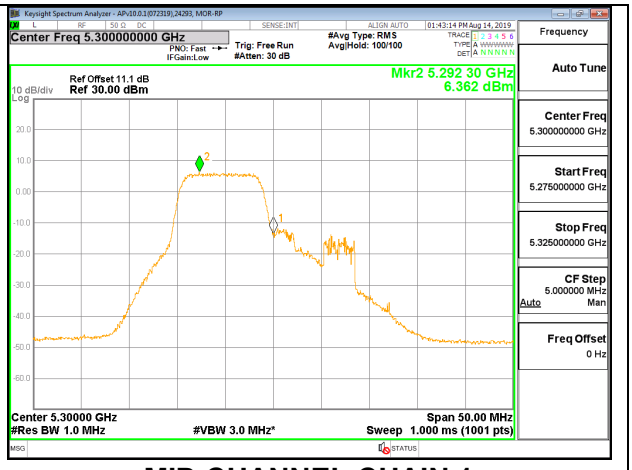

MID CHANNEL CHAIN 1

HIGH CHANNEL

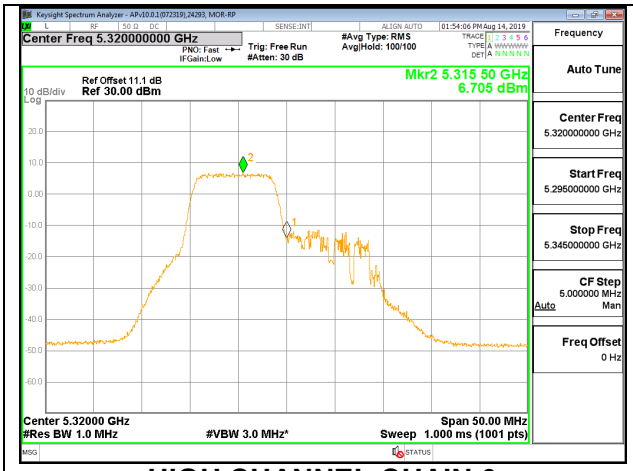

HIGH CHANNEL CHAIN 0

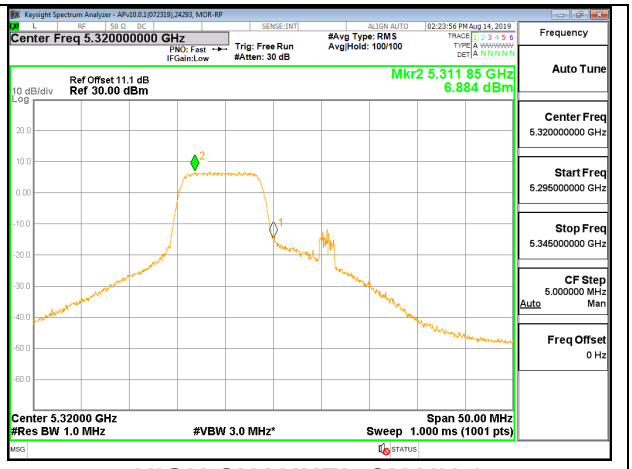

HIGH CHANNEL CHAIN 1

UL LLC
12 Laboratory Dr., RTP, NC 27709; USA
TEL:(919) 549-1400

This report shall not be reproduced except in full, without the written approval of UL LLC

2TX Antenna 1 + Antenna 2 OFDMA MODE – 106-Tones, RU Index 54

Bandwidth, Antenna Gain, and Limits

Channel	Frequency (MHz)	Min 99% BW (MHz)	Directional Gain for Power (dBi)	Directional Gain for PSD (dBi)	Power Limit (dBm)	PSD Limit (dBm/1MHz)
Low	5260	17.0020	5.58	5.58	23.31	11.00
Mid	5300	16.9030	5.58	5.58	23.28	11.00
High	5320	16.8950	5.58	5.58	23.28	11.00

Duty Cycle CF (dB)	0.00	Included in Calculations of Corr'd PSD

Output Power Results

Channel	Frequency (MHz)	Chain 0 Meas Power (dBm)	Chain 1 Meas Power (dBm)	Total Corr'd Power (dBm)	Power Limit (dBm)	Power Margin (dB)
Low	5260	16.72	16.70	19.72	23.31	-3.58
Mid	5300	16.90	16.73	19.83	23.28	-3.45
High	5320	16.90	16.75	19.84	23.28	-3.44

PSD Results

Channel	Frequency (MHz)	Chain 0 Meas PSD (dBm/1MHz)	Chain 1 Meas PSD (dBm/1MHz)	Total Corr'd PSD (dBm/1MHz)	PSD Limit (dBm/1MHz)	PSD Margin (dB)
Low	5260	6.638	7.089	9.88	11.00	-1.12
Mid	5300	7.307	6.888	10.11	11.00	-0.89
High	5320	7.445	6.313	9.93	11.00	-1.07

UL LLC
12 Laboratory Dr., RTP, NC 27709; USA TEL:(919) 549-1400
This report shall not be reproduced except in full, without the written approval of UL LLC

LOW CHANNEL

LOW CHANNEL CHAIN 0

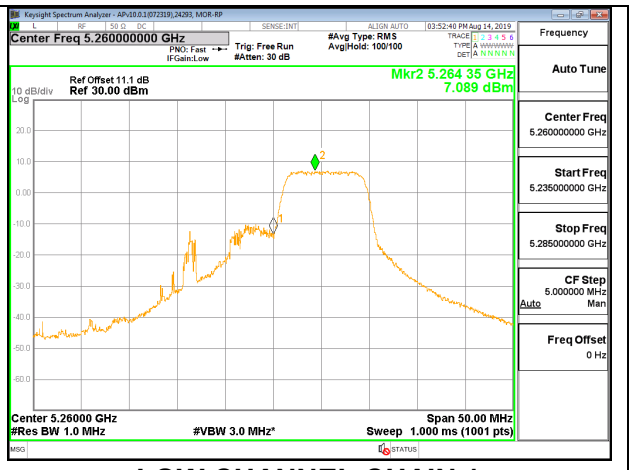

LOW CHANNEL CHAIN 1

MID CHANNEL

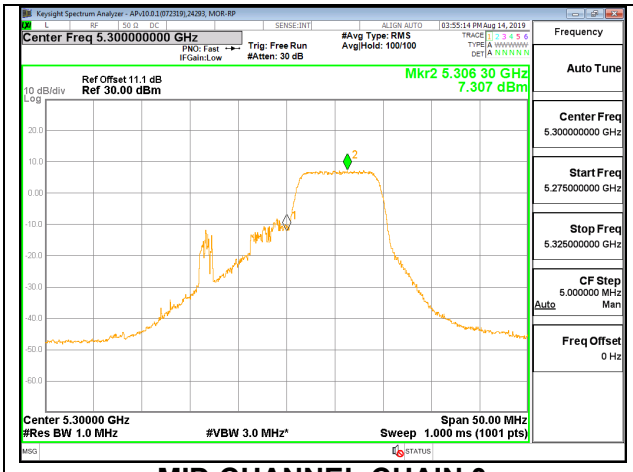

MID CHANNEL CHAIN 0

MID CHANNEL CHAIN 1

HIGH CHANNEL

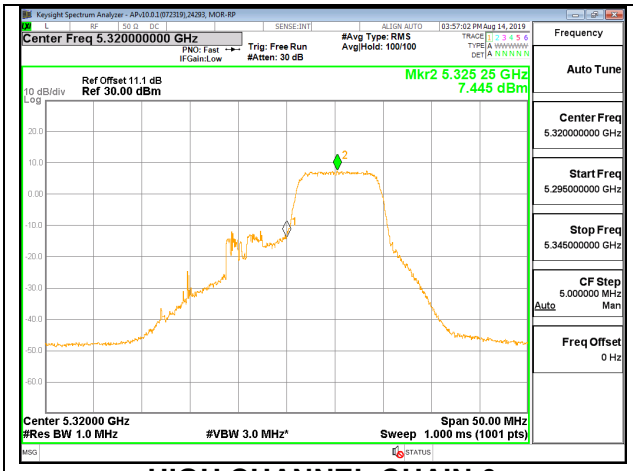

HIGH CHANNEL CHAIN 0

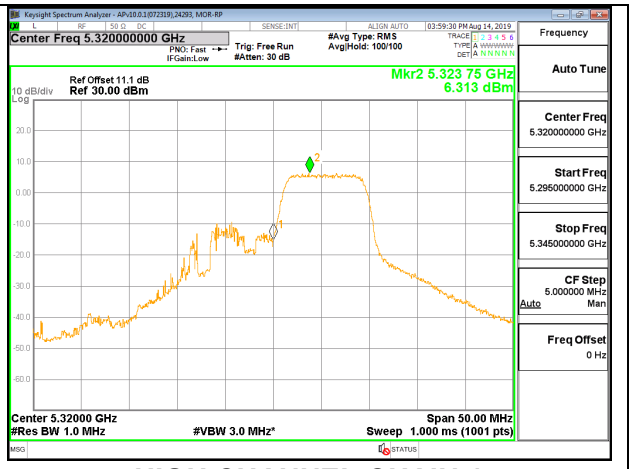

HIGH CHANNEL CHAIN 1

UL LLC
12 Laboratory Dr., RTP, NC 27709; USA
TEL:(919) 549-1400
This report shall not be reproduced except in full, without the written approval of UL LLC

2TX Antenna 1 + Antenna 2 OFDMA MODE – 52-Tones, RU Index 37

Bandwidth, Antenna Gain, and Limits

Channel	Frequency (MHz)	Min 99% BW (MHz)	Directional Gain for Power (dBi)	Directional Gain for PSD (dBi)	Power Limit (dBm)	PSD Limit (dBm/1MHz)
Low	5260	17.0020	5.58	5.58	23.31	11.00
Mid	5300	16.9030	5.58	5.58	23.28	11.00
High	5320	16.8950	5.58	5.58	23.28	11.00

Duty Cycle CF (dB)	0.00	Included in Calculations of Corr'd PSD

Output Power Results

Channel	Frequency (MHz)	Chain 0 Meas Power (dBm)	Chain 1 Meas Power (dBm)	Total Corr'd Power (dBm)	Power Limit (dBm)	Power Margin (dB)
Low	5260	13.29	13.40	16.36	23.31	-6.95
Mid	5300	13.48	13.44	16.47	23.28	-6.81
High	5320	13.66	13.46	16.57	23.28	-6.71

PSD Results

Channel	Frequency (MHz)	Chain 0 Meas PSD (dBm/1MHz)	Chain 1 Meas PSD (dBm/1MHz)	Total Corr'd PSD (dBm/1MHz)	PSD Limit (dBm/1MHz)	PSD Margin (dB)
Low	5260	6.852	6.988	9.93	11.00	-1.07
Mid	5300	6.478	7.560	10.06	11.00	-0.94
High	5320	6.499	6.899	9.71	11.00	-1.29

UL LLC
12 Laboratory Dr., RTP, NC 27709; USA TEL:(919) 549-1400
This report shall not be reproduced except in full, without the written approval of UL LLC

LOW CHANNEL

LOW CHANNEL CHAIN 0

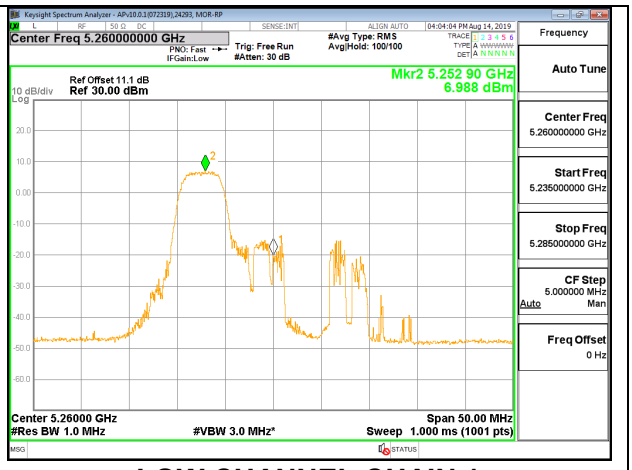

LOW CHANNEL CHAIN 1

MID CHANNEL

MID CHANNEL CHAIN 0

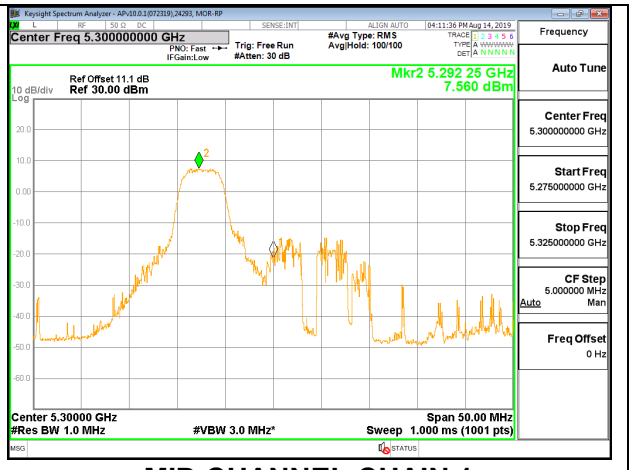

MID CHANNEL CHAIN 1

HIGH CHANNEL

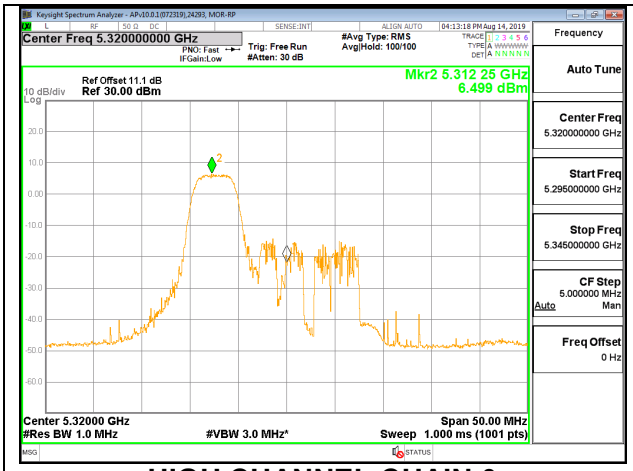

HIGH CHANNEL CHAIN 0

HIGH CHANNEL CHAIN 1

UL LLC
12 Laboratory Dr., RTP, NC 27709; USA
TEL:(919) 549-1400

This report shall not be reproduced except in full, without the written approval of UL LLC

2TX Antenna 1 + Antenna 2 OFDMA MODE – 52-Tones, RU Index 38

Bandwidth, Antenna Gain, and Limits

Channel	Frequency (MHz)	Min 99% BW (MHz)	Directional Gain for Power (dBi)	Directional Gain for PSD (dBi)	Power Limit (dBm)	PSD Limit (dBm/1MHz)
Low	5260	17.0020	5.58	5.58	23.31	11.00
Mid	5300	16.9030	5.58	5.58	23.28	11.00
High	5320	16.8950	5.58	5.58	23.28	11.00

Duty Cycle CF (dB)	0.00	Included in Calculations of Corr'd PSD

Output Power Results

Channel	Frequency (MHz)	Chain 0 Meas Power (dBm)	Chain 1 Meas Power (dBm)	Total Corr'd Power (dBm)	Power Limit (dBm)	Power Margin (dB)
Low	5260	13.12	13.52	16.33	23.31	-6.97
Mid	5300	13.40	13.55	16.49	23.28	-6.79
High	5320	13.43	13.43	16.44	23.28	-6.84

PSD Results

Channel	Frequency (MHz)	Chain 0 Meas PSD (dBm/1MHz)	Chain 1 Meas PSD (dBm/1MHz)	Total Corr'd PSD (dBm/1MHz)	PSD Limit (dBm/1MHz)	PSD Margin (dB)
Low	5260	7.620	7.241	10.44	11.00	-0.56
Mid	5300	6.885	7.281	10.10	11.00	-0.90
High	5320	6.424	6.601	9.52	11.00	-1.48

UL LLC
12 Laboratory Dr., RTP, NC 27709; USA TEL:(919) 549-1400
This report shall not be reproduced except in full, without the written approval of UL LLC

LOW CHANNEL

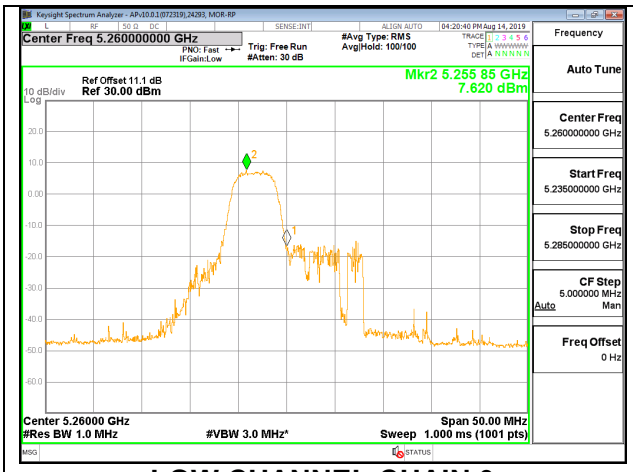

LOW CHANNEL CHAIN 0

LOW CHANNEL CHAIN 1

MID CHANNEL

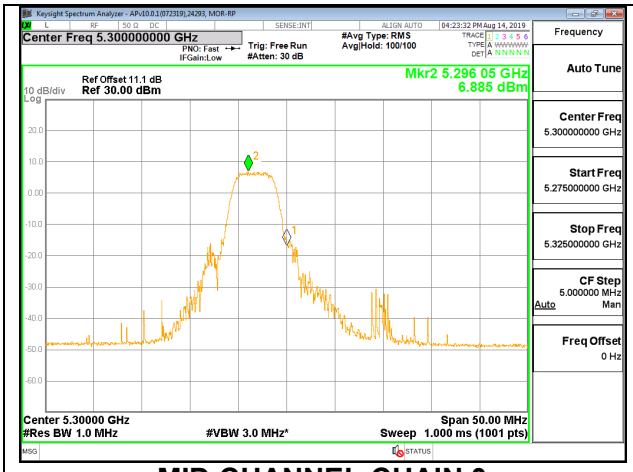

MID CHANNEL CHAIN 0

MID CHANNEL CHAIN 1

HIGH CHANNEL

HIGH CHANNEL CHAIN 0

HIGH CHANNEL CHAIN 1

UL LLC
12 Laboratory Dr., RTP, NC 27709; USA
TEL:(919) 549-1400
This report shall not be reproduced except in full, without the written approval of UL LLC

2TX Antenna 1 + Antenna 2 OFDMA MODE – 52-Tones, RU Index 40

Bandwidth, Antenna Gain, and Limits

Channel	Frequency (MHz)	Min 99% BW (MHz)	Directional Gain for Power (dBi)	Directional Gain for PSD (dBi)	Power Limit (dBm)	PSD Limit (dBm/1MHz)
Low	5260	17.0020	5.58	5.58	23.31	11.00
Mid	5300	16.9030	5.58	5.58	23.28	11.00
High	5320	16.8950	5.58	5.58	23.28	11.00

Duty Cycle CF (dB)	0.00	Included in Calculations of Corr'd PSD

Output Power Results

Channel	Frequency (MHz)	Chain 0 Meas Power (dBm)	Chain 1 Meas Power (dBm)	Total Corr'd Power (dBm)	Power Limit (dBm)	Power Margin (dB)
Low	5260	13.45	13.40	16.44	23.31	-6.87
Mid	5300	13.56	13.48	16.53	23.28	-6.75
High	5320	13.33	13.33	16.34	23.28	-6.94

PSD Results

Channel	Frequency (MHz)	Chain 0 Meas PSD (dBm/1MHz)	Chain 1 Meas PSD (dBm/1MHz)	Total Corr'd PSD (dBm/1MHz)	PSD Limit (dBm/1MHz)	PSD Margin (dB)
Low	5260	6.808	7.258	10.05	11.00	-0.95
Mid	5300	7.064	6.955	10.02	11.00	-0.98
High	5320	7.271	5.529	9.50	11.00	-1.50

UL LLC
12 Laboratory Dr., RTP, NC 27709; USA TEL:(919) 549-1400
This report shall not be reproduced except in full, without the written approval of UL LLC

LOW CHANNEL

LOW CHANNEL CHAIN 0

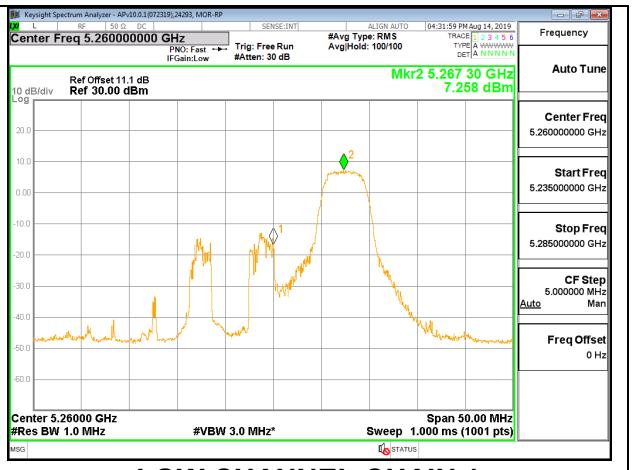

LOW CHANNEL CHAIN 1

MID CHANNEL

MID CHANNEL CHAIN 0

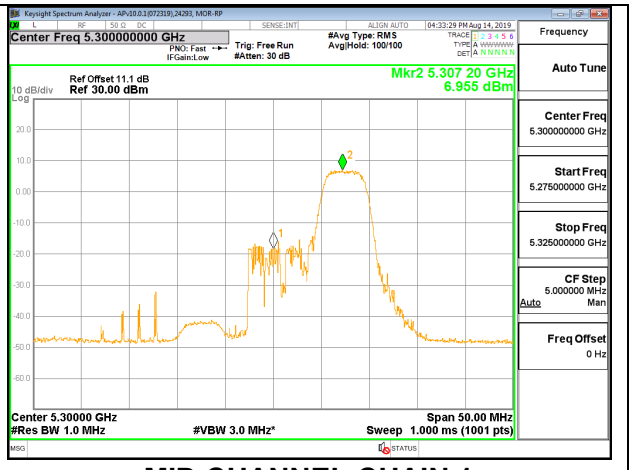

MID CHANNEL CHAIN 1

HIGH CHANNEL

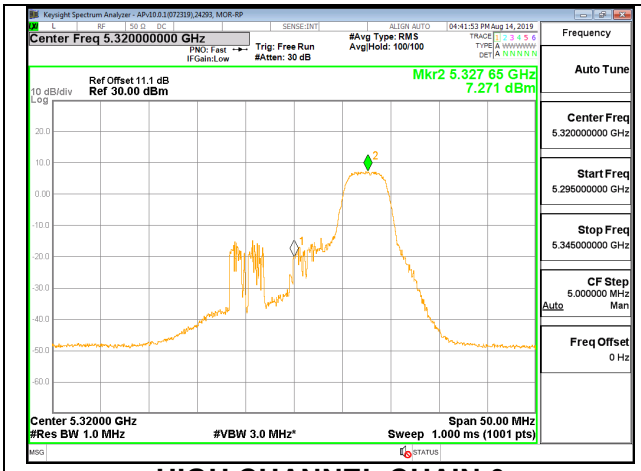

HIGH CHANNEL CHAIN 0

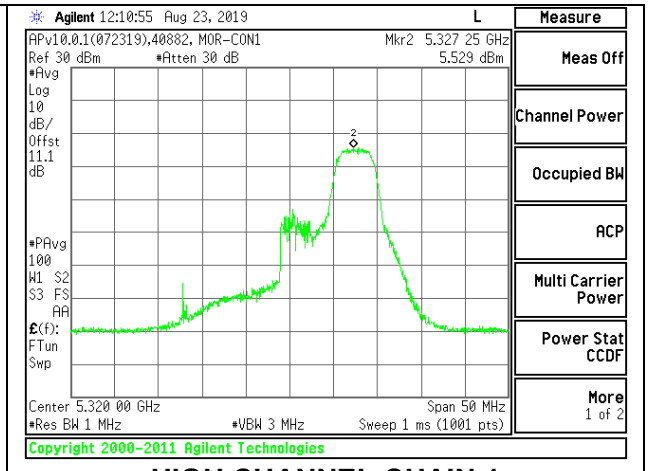

HIGH CHANNEL CHAIN 1

UL LLC
12 Laboratory Dr., RTP, NC 27709; USA
TEL:(919) 549-1400

This report shall not be reproduced except in full, without the written approval of UL LLC

2TX Antenna 1 + Antenna 2 OFDMA MODE – 26-Tones, RU Index 0

Bandwidth, Antenna Gain, and Limits

Channel	Frequency (MHz)	Min 99% BW (MHz)	Directional Gain for Power (dBi)	Directional Gain for PSD (dBi)	Power Limit (dBm)	PSD Limit (dBm/1MHz)
Low	5260	17.0020	5.58	5.58	23.31	11.00
Mid	5300	16.9030	5.58	5.58	23.28	11.00
High	5320	16.8950	5.58	5.58	23.28	11.00

Duty Cycle CF (dB)	0.00	Included in Calculations of Corr'd PSD

Output Power Results

Channel	Frequency (MHz)	Chain 0 Meas Power (dBm)	Chain 1 Meas Power (dBm)	Total Corr'd Power (dBm)	Power Limit (dBm)	Power Margin (dB)
Low	5260	10.65	10.95	13.81	23.31	-9.49
Mid	5300	10.78	10.93	13.87	23.28	-9.41
High	5320	10.87	11.91	14.43	23.28	-8.85

PSD Results

Channel	Frequency (MHz)	Chain 0 Meas PSD (dBm/1MHz)	Chain 1 Meas PSD (dBm/1MHz)	Total Corr'd PSD (dBm/1MHz)	PSD Limit (dBm/1MHz)	PSD Margin (dB)
Low	5260	7.189	7.383	10.30	11.00	-0.70
Mid	5300	7.293	7.218	10.27	11.00	-0.73
High	5320	7.015	7.146	10.09	11.00	-0.91

UL LLC
12 Laboratory Dr., RTP, NC 27709; USA TEL:(919) 549-1400
This report shall not be reproduced except in full, without the written approval of UL LLC

LOW CHANNEL

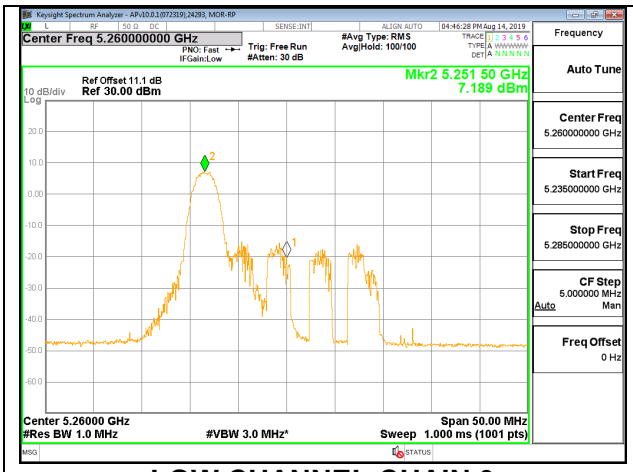

LOW CHANNEL CHAIN 0

LOW CHANNEL CHAIN 1

MID CHANNEL

MID CHANNEL CHAIN 0

MID CHANNEL CHAIN 1

HIGH CHANNEL

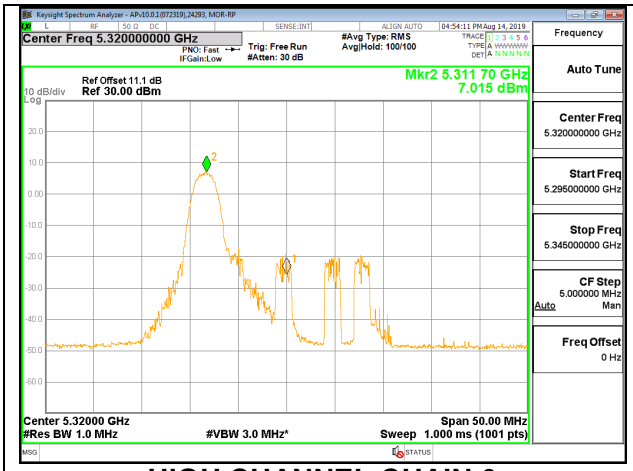

HIGH CHANNEL CHAIN 0

HIGH CHANNEL CHAIN 1

This report shall not be reproduced except in full, without the written approval of UL LLC

2TX Antenna 1 + Antenna 2 OFDMA MODE – 26-Tones, RU Index 4

Bandwidth, Antenna Gain, and Limits

Channel	Frequency (MHz)	Min 99% BW (MHz)	Directional Gain for Power (dBi)	Directional Gain for PSD (dBi)	Power Limit (dBm)	PSD Limit (dBm/1MHz)
Low	5260	17.0020	5.58	5.58	23.31	11.00
Mid	5300	16.9030	5.58	5.58	23.28	11.00
High	5320	16.8950	5.58	5.58	23.28	11.00

Duty Cycle CF (dB)	0.00	Included in Calculations of Corr'd PSD

Output Power Results

Channel	Frequency (MHz)	Chain 0 Meas Power (dBm)	Chain 1 Meas Power (dBm)	Total Corr'd Power (dBm)	Power Limit (dBm)	Power Margin (dB)
Low	5260	10.90	10.95	13.94	23.31	-9.37
Mid	5300	11.25	10.92	14.10	23.28	-9.18
High	5320	11.24	11.03	14.15	23.28	-9.13

PSD Results

Channel	Frequency (MHz)	Chain 0 Meas PSD (dBm/1MHz)	Chain 1 Meas PSD (dBm/1MHz)	Total Corr'd PSD (dBm/1MHz)	PSD Limit (dBm/1MHz)	PSD Margin (dB)
Low	5260	6.492	6.283	9.40	11.00	-1.60
Mid	5300	6.559	7.006	9.80	11.00	-1.20
High	5320	7.585	7.167	10.39	11.00	-0.61

UL LLC
12 Laboratory Dr., RTP, NC 27709; USA TEL:(919) 549-1400
This report shall not be reproduced except in full, without the written approval of UL LLC

LOW CHANNEL

LOW CHANNEL CHAIN 0

LOW CHANNEL CHAIN 1

MID CHANNEL

MID CHANNEL CHAIN 0

MID CHANNEL CHAIN 1

HIGH CHANNEL

HIGH CHANNEL CHAIN 0

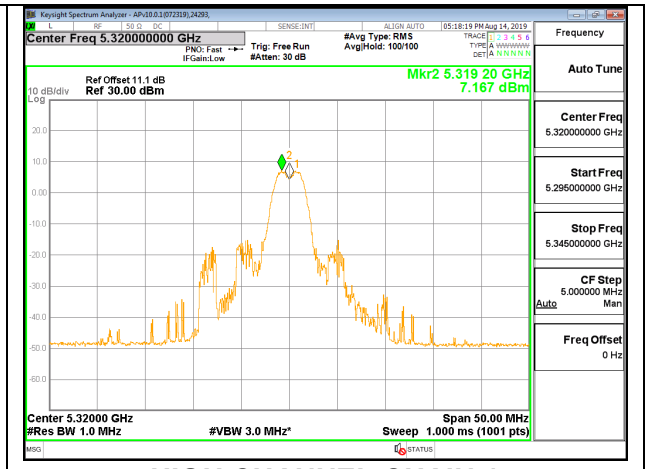

HIGH CHANNEL CHAIN 1

UL LLC
12 Laboratory Dr., RTP, NC 27709; USA
TEL:(919) 549-1400

This report shall not be reproduced except in full, without the written approval of UL LLC

2TX Antenna 1 + Antenna 2 OFDMA MODE – 26-Tones, RU Index 8

Bandwidth, Antenna Gain, and Limits

Channel	Frequency (MHz)	Min 99% BW (MHz)	Directional Gain for Power (dBi)	Directional Gain for PSD (dBi)	Power Limit (dBm)	PSD Limit (dBm/1MHz)
Low	5260	17.0020	5.58	5.58	23.31	11.00
Mid	5300	16.9030	5.58	5.58	23.28	11.00
High	5320	16.8950	5.58	5.58	23.28	11.00

Duty Cycle CF (dB)	0.00	Included in Calculations of Corr'd PSD

Output Power Results

Channel	Frequency (MHz)	Chain 0 Meas Power (dBm)	Chain 1 Meas Power (dBm)	Total Corr'd Power (dBm)	Power Limit (dBm)	Power Margin (dB)
Low	5260	10.91	10.85	13.89	23.31	-9.41
Mid	5300	11.09	10.83	13.97	23.28	-9.31
High	5320	10.54	10.37	13.47	23.28	-9.81

PSD Results

Channel	Frequency (MHz)	Chain 0 Meas PSD (dBm/1MHz)	Chain 1 Meas PSD (dBm/1MHz)	Total Corr'd PSD (dBm/1MHz)	PSD Limit (dBm/1MHz)	PSD Margin (dB)
Low	5260	6.764	7.208	10.00	11.00	-1.00
Mid	5300	7.270	6.891	10.09	11.00	-0.91
High	5320	6.673	5.635	9.20	11.00	-1.80

UL LLC
12 Laboratory Dr., RTP, NC 27709; USA TEL:(919) 549-1400
This report shall not be reproduced except in full, without the written approval of UL LLC

LOW CHANNEL

LOW CHANNEL CHAIN 0

LOW CHANNEL CHAIN 1

MID CHANNEL

MID CHANNEL CHAIN 0

MID CHANNEL CHAIN 1

HIGH CHANNEL

HIGH CHANNEL CHAIN 0

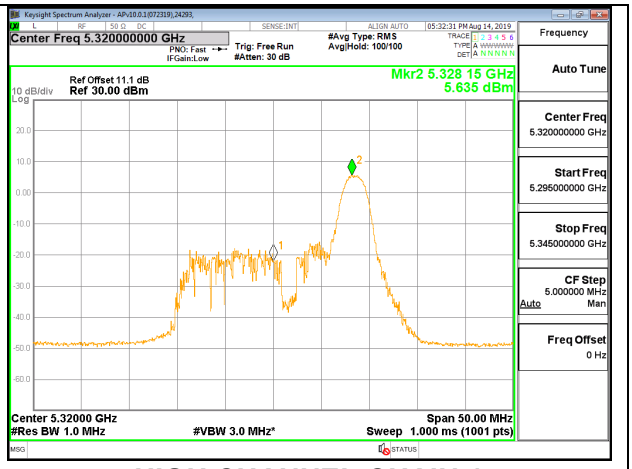

HIGH CHANNEL CHAIN 1

UL LLC
12 Laboratory Dr., RTP, NC 27709; USA
TEL:(919) 549-1400

This report shall not be reproduced except in full, without the written approval of UL LLC

9.4.9. 802.11ax HE40 MODE IN THE 5.3 GHz BAND (FCC)

2TX Antenna 1 + Antenna 2 SU MODE

Bandwidth, Antenna Gain, and Limits

Channel	Frequency (MHz)	Min 26 dB BW (MHz)	Directional Gain for Power (dBi)	Directional Gain for PSD (dBi)	Power Limit (dBm)	PSD Limit (dBm/1MHz)
Low	5270	22.60	5.58	5.58	24.00	11.00
High	5310	23.60	5.58	5.58	24.00	11.00

Duty Cycle CF (dB)	0.00	Included in Calculations of Corr'd PSD

Output Power Results

Channel	Frequency (MHz)	Chain 0 Meas Power (dBm)	Chain 1 Meas Power (dBm)	Total Corr'd Power (dBm)	Power Limit (dBm)	Power Margin (dB)
Low	5270	16.16	16.20	19.19	24.00	-4.81
High	5310	16.28	16.22	19.26	24.00	-4.74

PSD Results

Channel	Frequency (MHz)	Chain 0 Meas PSD (dBm/1MHz)	Chain 1 Meas PSD (dBm/1MHz)	Total Corr'd PSD (dBm/1MHz)	PSD Limit (dBm/1MHz)	PSD Margin (dB)
Low	5270	-0.131	0.266	3.08	11.00	-7.92
High	5310	-0.597	0.035	2.74	11.00	-8.26

UL LLC
12 Laboratory Dr., RTP, NC 27709; USA TEL:(919) 549-1400
This report shall not be reproduced except in full, without the written approval of UL LLC

LOW CHANNEL

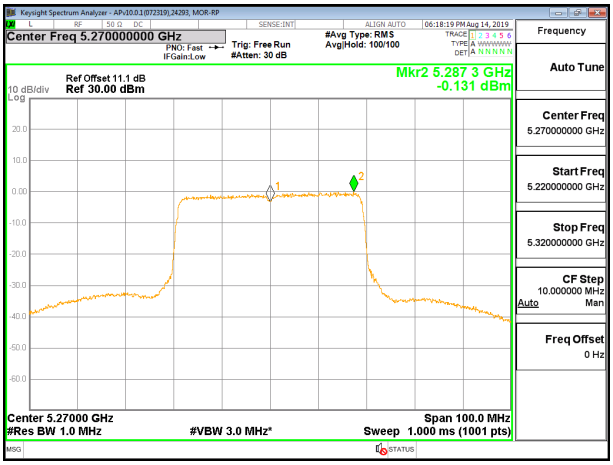

LOW CHANNEL CHAIN 0

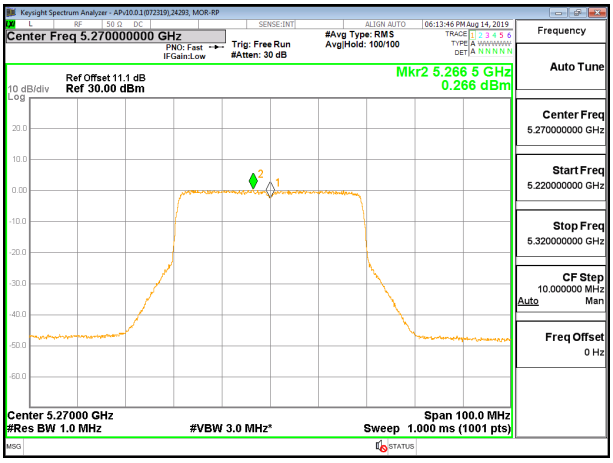

LOW CHANNEL CHAIN 1

HIGH CHANNEL

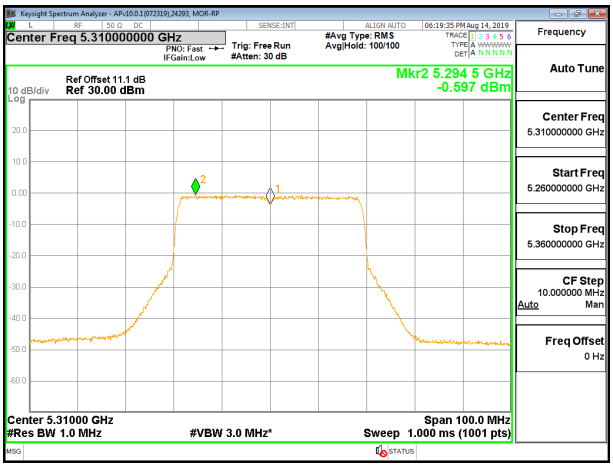

HIGH CHANNEL CHAIN 0

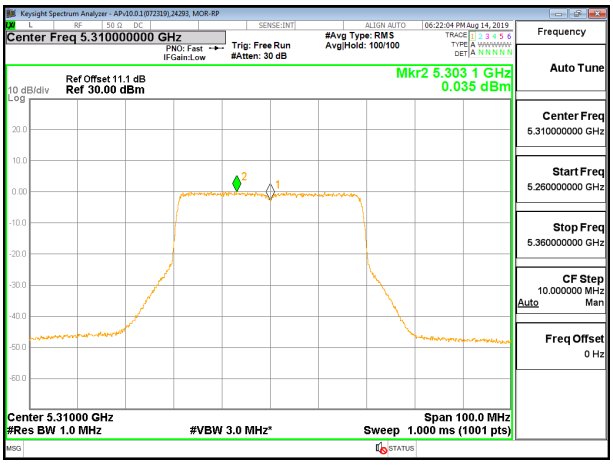

HIGH CHANNEL CHAIN 1

UL LLC
12 Laboratory Dr., RTP, NC 27709; USA
TEL:(919) 549-1400

This report shall not be reproduced except in full, without the written approval of UL LLC

2TX Antenna 1 + Antenna 2 OFDMA MODE – 484-Tones, RU Index 65

Bandwidth, Antenna Gain, and Limits

Channel	Frequency (MHz)	Min 26 dB BW (MHz)	Directional Gain for Power (dBi)	Directional Gain for PSD (dBi)	Power Limit (dBm)	PSD Limit (dBm/1MHz)
Low	5270	22.60	5.58	5.58	24.00	11.00
High	5310	23.60	5.58	5.58	24.00	11.00

Duty Cycle CF (dB)	0.00	Included in Calculations of Corr'd PSD

Output Power Results

Channel	Frequency (MHz)	Chain 0 Meas Power (dBm)	Chain 1 Meas Power (dBm)	Total Corr'd Power (dBm)	Power Limit (dBm)	Power Margin (dB)
Low	5270	12.50	12.36	15.44	24.00	-8.56
High	5310	12.66	12.40	15.54	24.00	-8.46

PSD Results

Channel	Frequency (MHz)	Chain 0 Meas PSD (dBm/1MHz)	Chain 1 Meas PSD (dBm/1MHz)	Total Corr'd PSD (dBm/1MHz)	PSD Limit (dBm/1MHz)	PSD Margin (dB)
Low	5270	0.46	-0.25	3.13	11.00	-7.87
High	5310	0.27	-0.60	2.87	11.00	-8.13

UL LLC
12 Laboratory Dr., RTP, NC 27709; USA TEL:(919) 549-1400
This report shall not be reproduced except in full, without the written approval of UL LLC

LOW CHANNEL

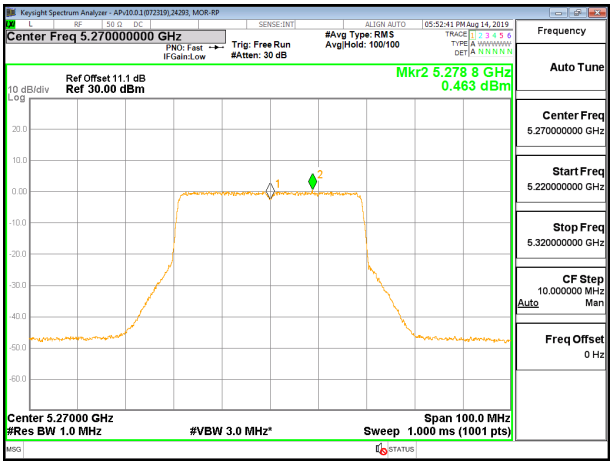

LOW CHANNEL CHAIN 0

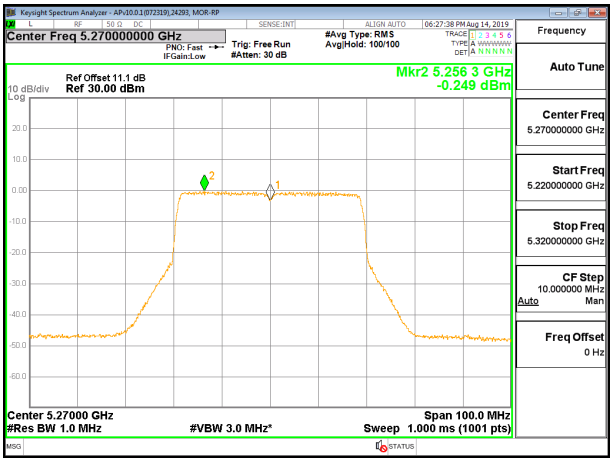

LOW CHANNEL CHAIN 1

HIGH CHANNEL

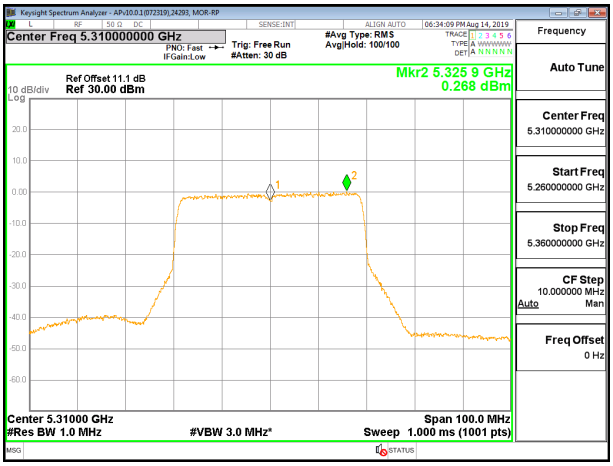

HIGH CHANNEL CHAIN 0

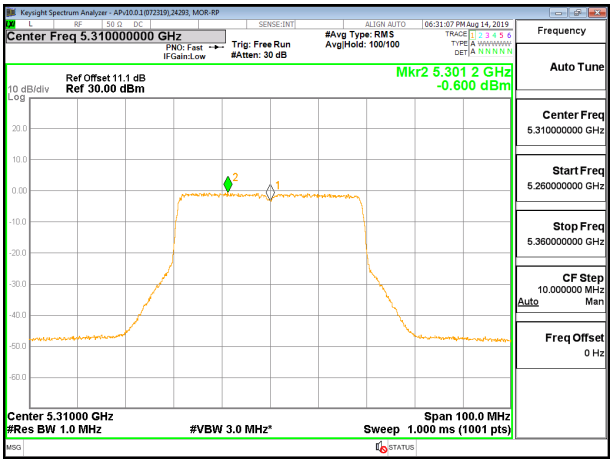

HIGH CHANNEL CHAIN 1

UL LLC
12 Laboratory Dr., RTP, NC 27709; USA
TEL:(919) 549-1400

This report shall not be reproduced except in full, without the written approval of UL LLC

2TX Antenna 1 + Antenna 2 OFDMA MODE – 242-Tones, RU Index 61

Bandwidth, Antenna Gain, and Limits

Channel	Frequency (MHz)	Min 26 dB BW (MHz)	Directional Gain for Power (dBi)	Directional Gain for PSD (dBi)	Power Limit (dBm)	PSD Limit (dBm/1MHz)
Low	5270	22.60	5.58	5.58	24.00	11.00
High	5310	23.60	5.58	5.58	24.00	11.00

Duty Cycle CF (dB)	0.00	Included in Calculations of Corr'd PSD

Output Power Results

Channel	Frequency (MHz)	Chain 0 Meas Power (dBm)	Chain 1 Meas Power (dBm)	Total Corr'd Power (dBm)	Power Limit (dBm)	Power Margin (dB)
Low	5270	17.13	17.09	20.12	24.00	-3.88
High	5310	17.24	17.09	20.18	24.00	-3.82

PSD Results

Channel	Frequency (MHz)	Chain 0 Meas PSD (dBm/1MHz)	Chain 1 Meas PSD (dBm/1MHz)	Total Corr'd PSD (dBm/1MHz)	PSD Limit (dBm/1MHz)	PSD Margin (dB)
Low	5270	4.874	5.211	8.06	11.00	-2.94
High	5310	4.901	4.521	7.73	11.00	-3.27

UL LLC
12 Laboratory Dr., RTP, NC 27709; USA TEL:(919) 549-1400
This report shall not be reproduced except in full, without the written approval of UL LLC

LOW CHANNEL

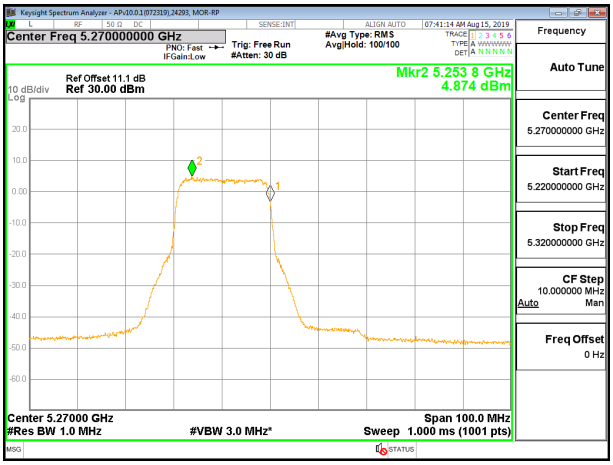

LOW CHANNEL CHAIN 0

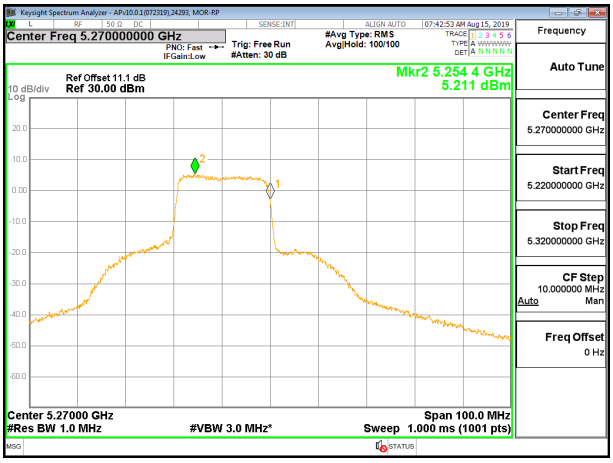

LOW CHANNEL CHAIN 1

HIGH CHANNEL

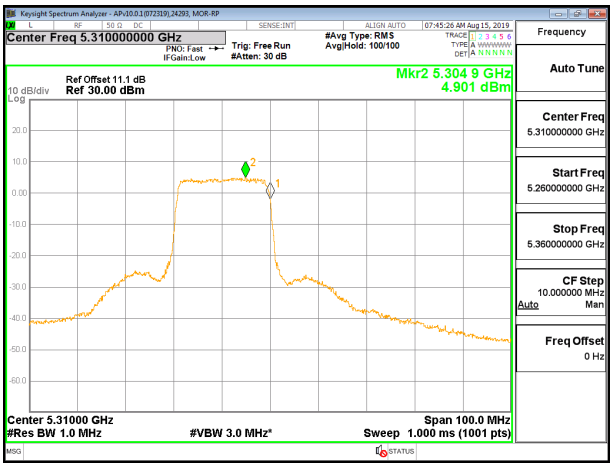

HIGH CHANNEL CHAIN 0

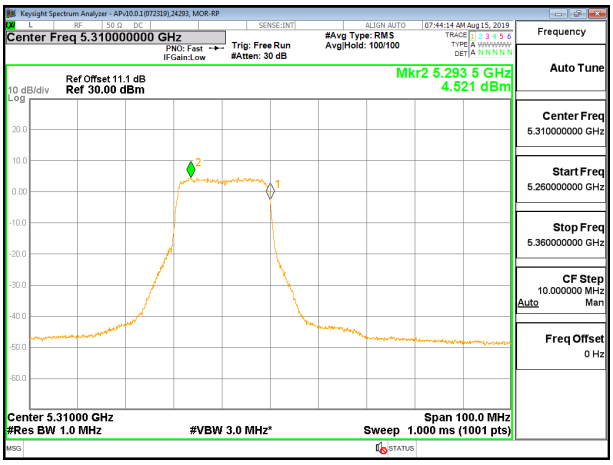

HIGH CHANNEL CHAIN 1

UL LLC
12 Laboratory Dr., RTP, NC 27709; USA
TEL:(919) 549-1400

This report shall not be reproduced except in full, without the written approval of UL LLC

2TX Antenna 1 + Antenna 2 OFDMA MODE – 242-Tones, RU Index 62

Bandwidth, Antenna Gain, and Limits

Channel	Frequency (MHz)	Min 26 dB BW (MHz)	Directional Gain for Power (dBi)	Directional Gain for PSD (dBi)	Power Limit (dBm)	PSD Limit (dBm/1MHz)
Low	5270	22.60	5.58	5.58	24.00	11.00
High	5310	23.60	5.58	5.58	24.00	11.00

Duty Cycle CF (dB)	0.00	Included in Calculations of Corr'd PSD

Output Power Results

Channel	Frequency (MHz)	Chain 0 Meas Power (dBm)	Chain 1 Meas Power (dBm)	Total Corr'd Power (dBm)	Power Limit (dBm)	Power Margin (dB)
Low	5270	17.18	17.22	20.21	24.00	-3.79
High	5310	17.36	17.20	20.29	24.00	-3.71

PSD Results

Channel	Frequency (MHz)	Chain 0 Meas PSD (dBm/1MHz)	Chain 1 Meas PSD (dBm/1MHz)	Total Corr'd PSD (dBm/1MHz)	PSD Limit (dBm/1MHz)	PSD Margin (dB)
Low	5270	5.714	5.675	8.70	11.00	-2.30
High	5310	4.939	5.424	8.20	11.00	-2.80

UL LLC
12 Laboratory Dr., RTP, NC 27709; USA TEL:(919) 549-1400
This report shall not be reproduced except in full, without the written approval of UL LLC

LOW CHANNEL

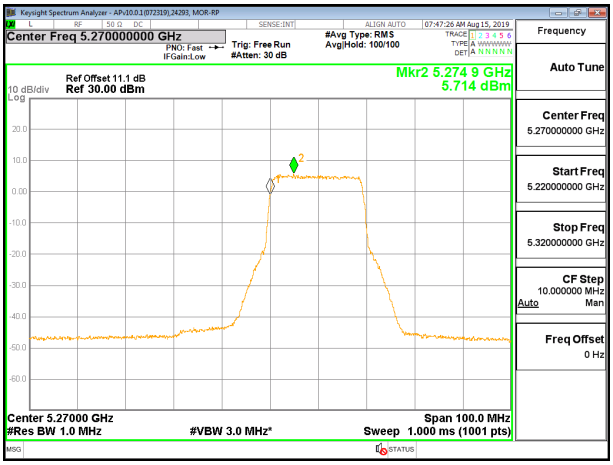

LOW CHANNEL CHAIN 0

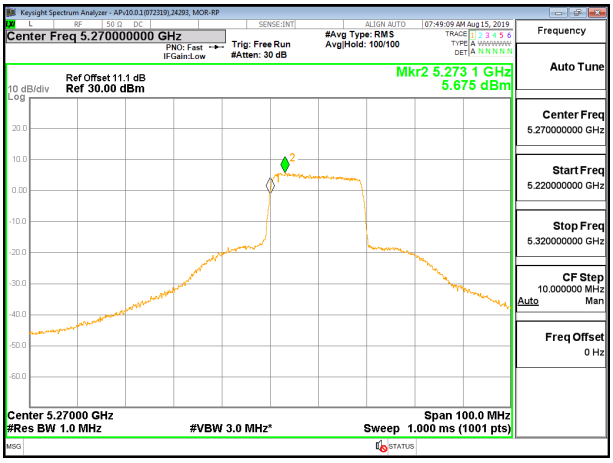

LOW CHANNEL CHAIN 1

HIGH CHANNEL

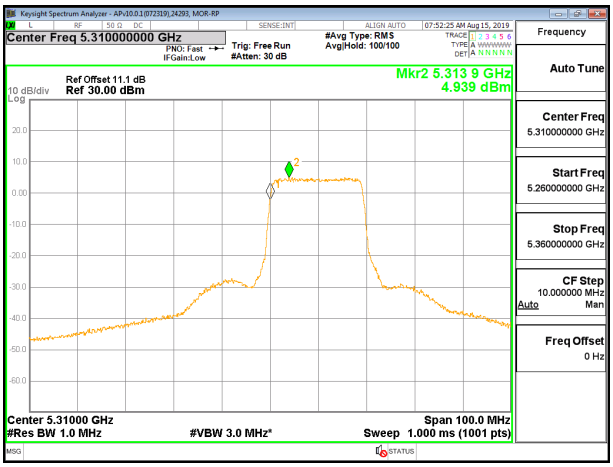

HIGH CHANNEL CHAIN 0

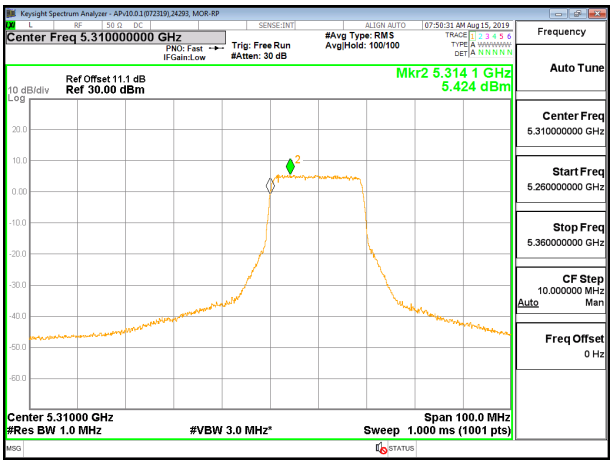

HIGH CHANNEL CHAIN 1

UL LLC
12 Laboratory Dr., RTP, NC 27709; USA
TEL:(919) 549-1400

This report shall not be reproduced except in full, without the written approval of UL LLC

2TX Antenna 1 + Antenna 2 OFDMA MODE – 106-Tones, RU Index 53

Bandwidth, Antenna Gain, and Limits

Channel	Frequency (MHz)	Min 26 dB BW (MHz)	Directional Gain for Power (dBi)	Directional Gain for PSD (dBi)	Power Limit (dBm)	PSD Limit (dBm/1MHz)
Low	5270	22.60	5.58	5.58	24.00	11.00
High	5310	23.60	5.58	5.58	24.00	11.00

Duty Cycle CF (dB)	0.00	Included in Calculations of Corr'd PSD

Output Power Results

Channel	Frequency (MHz)	Chain 0 Meas Power (dBm)	Chain 1 Meas Power (dBm)	Total Corr'd Power (dBm)	Power Limit (dBm)	Power Margin (dB)
Low	5270	16.69	16.88	19.80	24.00	-4.20
High	5310	16.77	16.83	19.81	24.00	-4.19

PSD Results

Channel	Frequency (MHz)	Chain 0 Meas PSD (dBm/1MHz)	Chain 1 Meas PSD (dBm/1MHz)	Total Corr'd PSD (dBm/1MHz)	PSD Limit (dBm/1MHz)	PSD Margin (dB)
Low	5270	7.299	7.393	10.36	11.00	-0.64
High	5310	6.940	7.001	9.98	11.00	-1.02

UL LLC
12 Laboratory Dr., RTP, NC 27709; USA TEL:(919) 549-1400
This report shall not be reproduced except in full, without the written approval of UL LLC

LOW CHANNEL

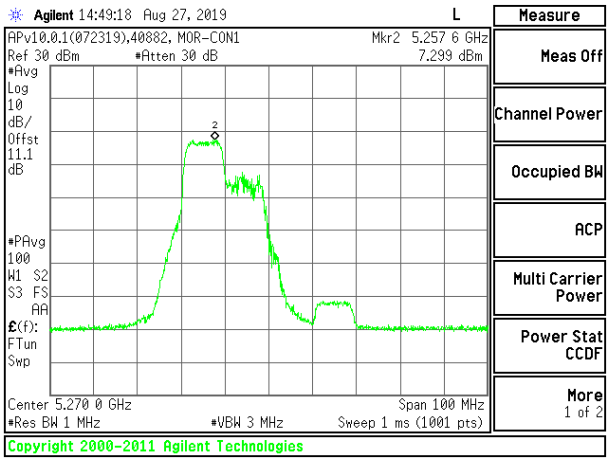

LOW CHANNEL CHAIN 0

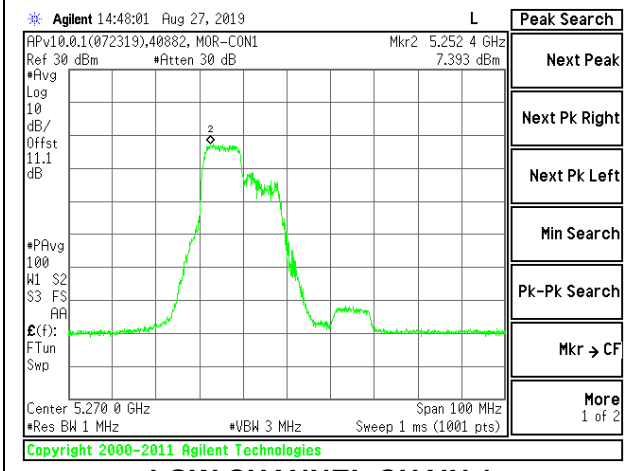

LOW CHANNEL CHAIN 1

HIGH CHANNEL

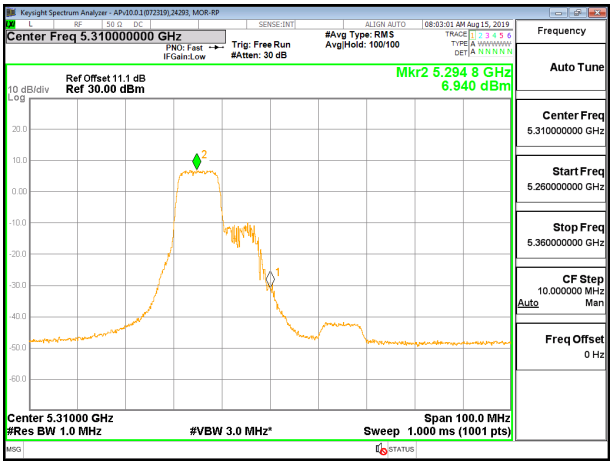

HIGH CHANNEL CHAIN 0

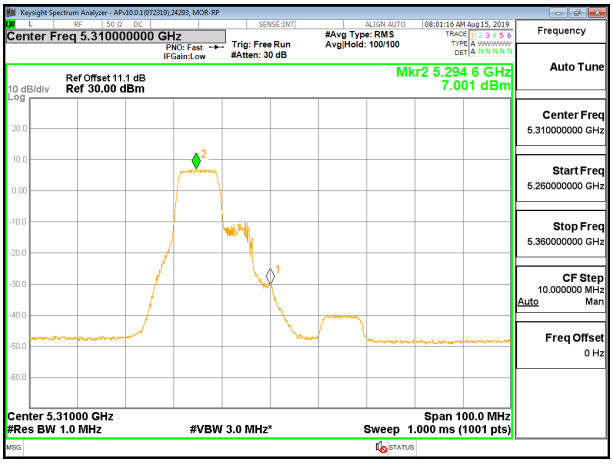

HIGH CHANNEL CHAIN 1

UL LLC
12 Laboratory Dr., RTP, NC 27709; USA
TEL:(919) 549-1400

This report shall not be reproduced except in full, without the written approval of UL LLC

2TX Antenna 1 + Antenna 2 OFDMA MODE – 106-Tones, RU Index 54

Bandwidth, Antenna Gain, and Limits

Channel	Frequency (MHz)	Min 26 dB BW (MHz)	Directional Gain for Power (dBi)	Directional Gain for PSD (dBi)	Power Limit (dBm)	PSD Limit (dBm/1MHz)
Low	5270	22.60	5.58	5.58	24.00	11.00
High	5310	23.60	5.58	5.58	24.00	11.00

Duty Cycle CF (dB)	0.00	Included in Calculations of Corr'd PSD

Output Power Results

Channel	Frequency (MHz)	Chain 0 Meas Power (dBm)	Chain 1 Meas Power (dBm)	Total Corr'd Power (dBm)	Power Limit (dBm)	Power Margin (dB)
Low	5270	16.68	16.80	19.75	24.00	-4.25
High	5310	16.88	16.90	19.90	24.00	-4.10

PSD Results

Channel	Frequency (MHz)	Chain 0 Meas PSD (dBm/1MHz)	Chain 1 Meas PSD (dBm/1MHz)	Total Corr'd PSD (dBm/1MHz)	PSD Limit (dBm/1MHz)	PSD Margin (dB)
Low	5270	6.979	6.508	9.76	11.00	-1.24
High	5310	7.240	7.668	10.47	11.00	-0.53

UL LLC
12 Laboratory Dr., RTP, NC 27709; USA TEL:(919) 549-1400
This report shall not be reproduced except in full, without the written approval of UL LLC

LOW CHANNEL

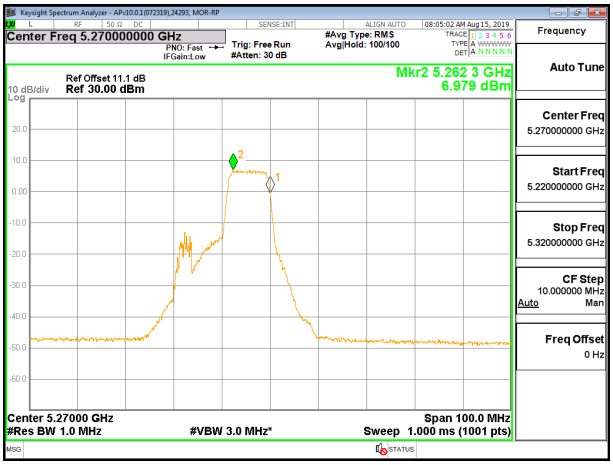

LOW CHANNEL CHAIN 0

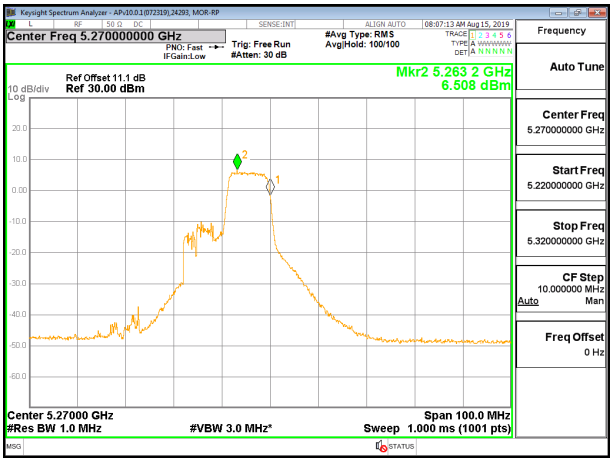

LOW CHANNEL CHAIN 1

HIGH CHANNEL

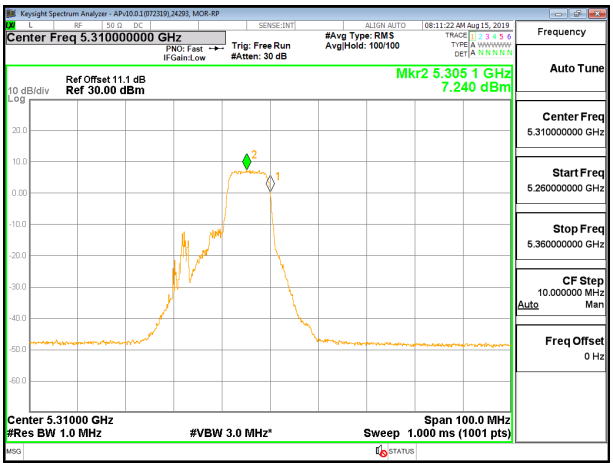

HIGH CHANNEL CHAIN 0

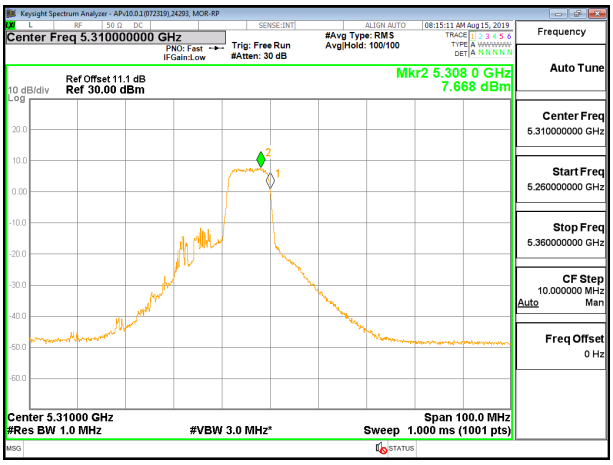

HIGH CHANNEL CHAIN 1

UL LLC
12 Laboratory Dr., RTP, NC 27709; USA
TEL:(919) 549-1400

This report shall not be reproduced except in full, without the written approval of UL LLC

2TX Antenna 1 + Antenna 2 OFDMA MODE – 106-Tones, RU Index 56

Bandwidth, Antenna Gain, and Limits

Channel	Frequency (MHz)	Min 26 dB BW (MHz)	Directional Gain for Power (dBi)	Directional Gain for PSD (dBi)	Power Limit (dBm)	PSD Limit (dBm/1MHz)
Low	5270	22.60	5.58	5.58	24.00	11.00
High	5310	23.60	5.58	5.58	24.00	11.00

Duty Cycle CF (dB)	0.00	Included in Calculations of Corr'd PSD

Output Power Results

Channel	Frequency (MHz)	Chain 0 Meas Power (dBm)	Chain 1 Meas Power (dBm)	Total Corr'd Power (dBm)	Power Limit (dBm)	Power Margin (dB)
Low	5270	16.74	16.90	19.83	24.00	-4.17
High	5310	16.87	16.87	19.88	24.00	-4.12

PSD Results

Channel	Frequency (MHz)	Chain 0 Meas PSD (dBm/1MHz)	Chain 1 Meas PSD (dBm/1MHz)	Total Corr'd PSD (dBm/1MHz)	PSD Limit (dBm/1MHz)	PSD Margin (dB)
Low	5270	7.424	7.134	10.29	11.00	-0.71
High	5310	7.004	6.408	9.73	11.00	-1.27

UL LLC
12 Laboratory Dr., RTP, NC 27709; USA TEL:(919) 549-1400
This report shall not be reproduced except in full, without the written approval of UL LLC

LOW CHANNEL

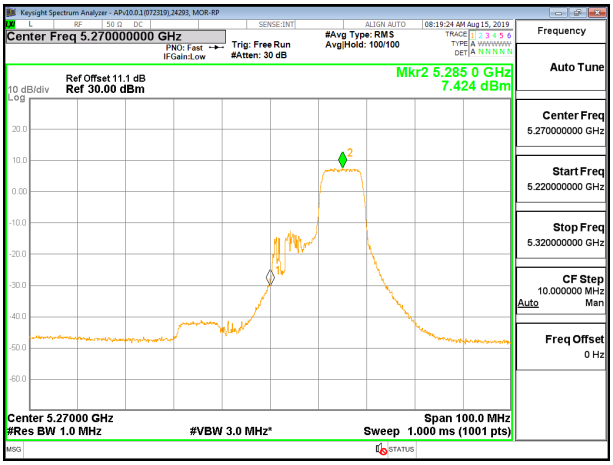

LOW CHANNEL CHAIN 0

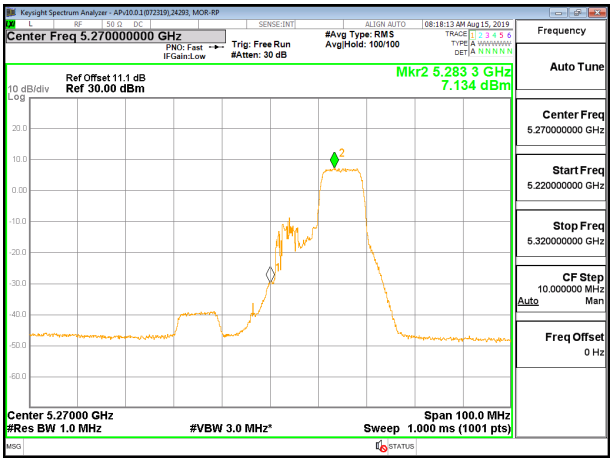

LOW CHANNEL CHAIN 1

HIGH CHANNEL

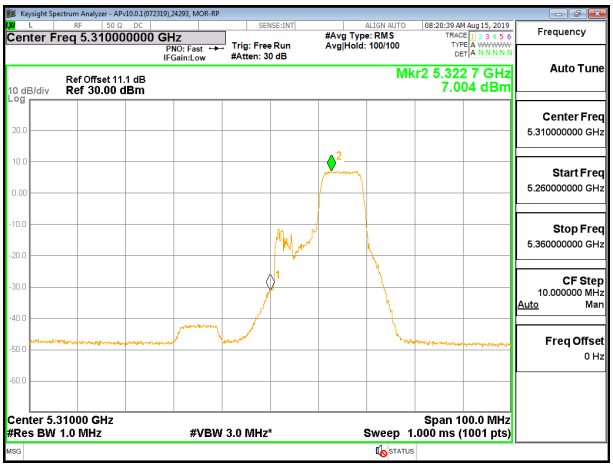

HIGH CHANNEL CHAIN 0

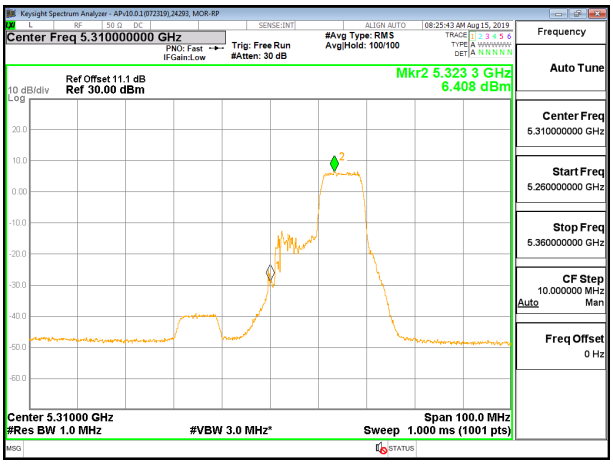

HIGH CHANNEL CHAIN 1

UL LLC
12 Laboratory Dr., RTP, NC 27709; USA
TEL:(919) 549-1400

This report shall not be reproduced except in full, without the written approval of UL LLC

2TX Antenna 1 + Antenna 2 OFDMA MODE – 52-Tones, RU Index 37

Bandwidth, Antenna Gain, and Limits

Channel	Frequency (MHz)	Min 26 dB BW (MHz)	Directional Gain for Power (dBi)	Directional Gain for PSD (dBi)	Power Limit (dBm)	PSD Limit (dBm/1MHz)
Low	5270	22.60	5.58	5.58	24.00	11.00
High	5310	23.60	5.58	5.58	24.00	11.00

Duty Cycle CF (dB)	0.00	Included in Calculations of Corr'd PSD

Output Power Results

Channel	Frequency (MHz)	Chain 0 Meas Power (dBm)	Chain 1 Meas Power (dBm)	Total Corr'd Power (dBm)	Power Limit (dBm)	Power Margin (dB)
Low	5270	13.57	13.55	16.57	24.00	-7.43
High	5310	13.55	13.60	16.59	24.00	-7.41

PSD Results

Channel	Frequency (MHz)	Chain 0 Meas PSD (dBm/1MHz)	Chain 1 Meas PSD (dBm/1MHz)	Total Corr'd PSD (dBm/1MHz)	PSD Limit (dBm/1MHz)	PSD Margin (dB)
Low	5270	7.270	7.637	10.47	11.00	-0.53
High	5310	6.909	7.200	10.07	11.00	-0.93

UL LLC
12 Laboratory Dr., RTP, NC 27709; USA TEL:(919) 549-1400
This report shall not be reproduced except in full, without the written approval of UL LLC

LOW CHANNEL

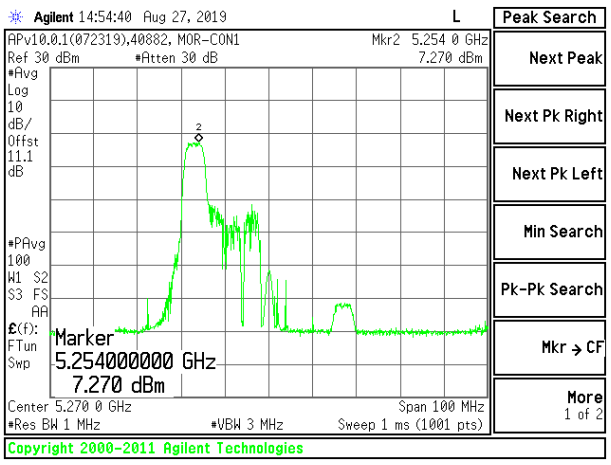

LOW CHANNEL CHAIN 0

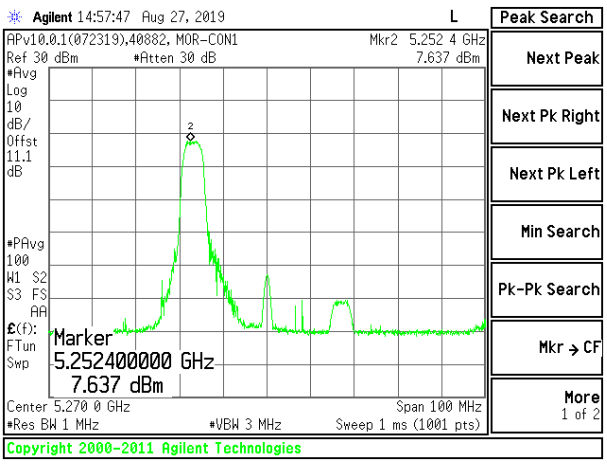

LOW CHANNEL CHAIN 1

HIGH CHANNEL

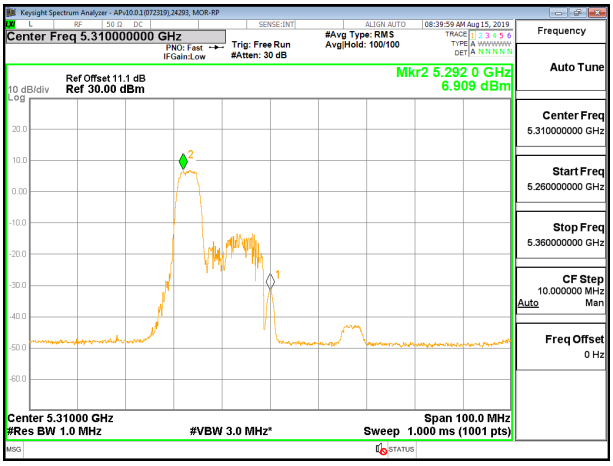

HIGH CHANNEL CHAIN 0

HIGH CHANNEL CHAIN 1

UL LLC
12 Laboratory Dr., RTP, NC 27709; USA
TEL:(919) 549-1400
This report shall not be reproduced except in full, without the written approval of UL LLC

2TX Antenna 1 + Antenna 2 OFDMA MODE – 52-Tones, RU Index 40

Bandwidth, Antenna Gain, and Limits

Channel	Frequency (MHz)	Min 26 dB BW (MHz)	Directional Gain for Power (dBi)	Directional Gain for PSD (dBi)	Power Limit (dBm)	PSD Limit (dBm/1MHz)
Low	5270	22.60	5.58	5.58	24.00	11.00
High	5310	23.60	5.58	5.58	24.00	11.00

Duty Cycle CF (dB)	0.00	Included in Calculations of Corr'd PSD

Output Power Results

Channel	Frequency (MHz)	Chain 0 Meas Power (dBm)	Chain 1 Meas Power (dBm)	Total Corr'd Power (dBm)	Power Limit (dBm)	Power Margin (dB)
Low	5270	13.46	13.53	16.51	24.00	-7.49
High	5310	13.50	13.49	16.51	24.00	-7.49

PSD Results

Channel	Frequency (MHz)	Chain 0 Meas PSD (dBm/1MHz)	Chain 1 Meas PSD (dBm/1MHz)	Total Corr'd PSD (dBm/1MHz)	PSD Limit (dBm/1MHz)	PSD Margin (dB)
Low	5270	7.103	6.226	9.70	11.00	-1.30
High	5310	7.073	6.204	9.67	11.00	-1.33

UL LLC
12 Laboratory Dr., RTP, NC 27709; USA TEL:(919) 549-1400
This report shall not be reproduced except in full, without the written approval of UL LLC

LOW CHANNEL

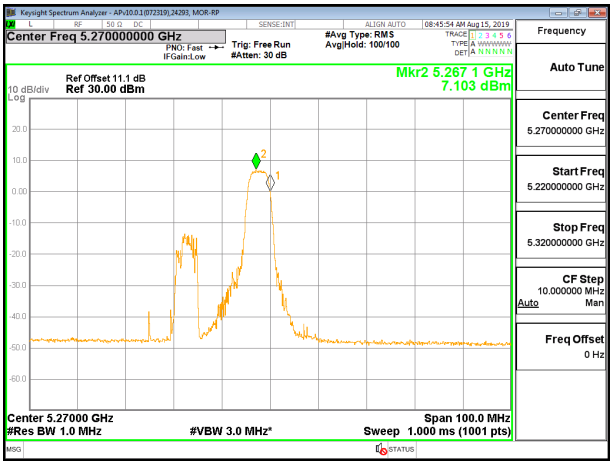

LOW CHANNEL CHAIN 0

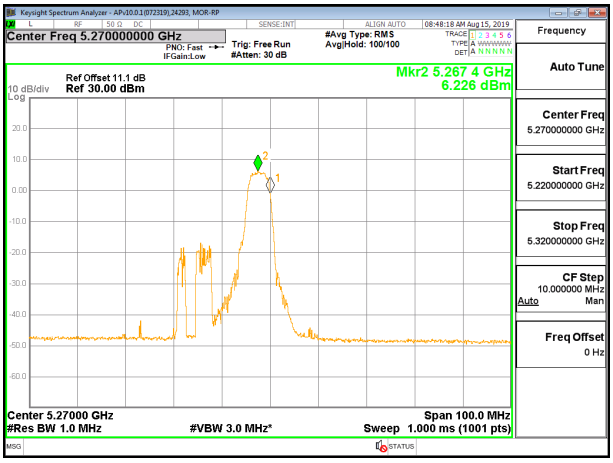

LOW CHANNEL CHAIN 1

HIGH CHANNEL

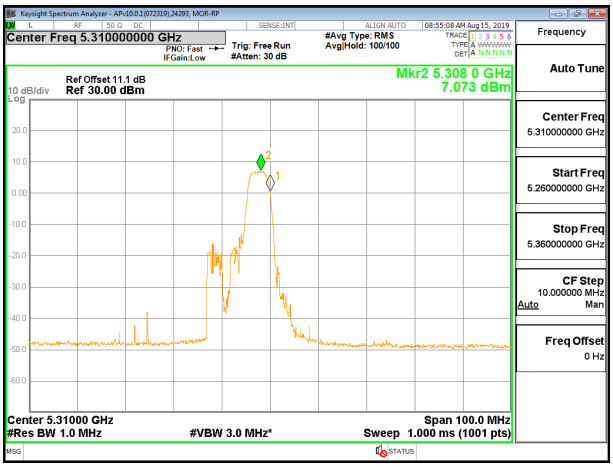

HIGH CHANNEL CHAIN 0

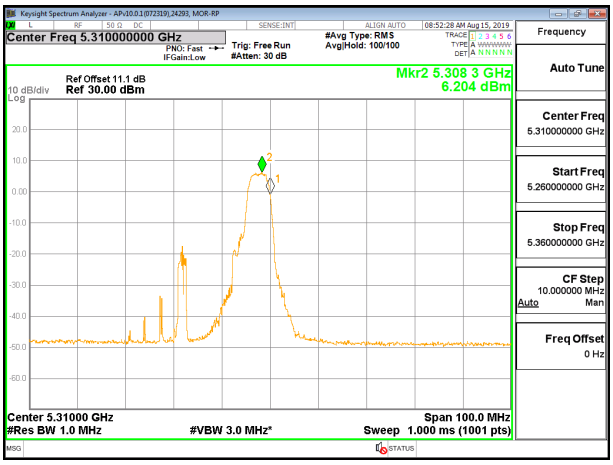

HIGH CHANNEL CHAIN 1

UL LLC
12 Laboratory Dr., RTP, NC 27709; USA
TEL:(919) 549-1400

This report shall not be reproduced except in full, without the written approval of UL LLC

2TX Antenna 1 + Antenna 2 OFDMA MODE – 52-Tones, RU Index 44

Bandwidth, Antenna Gain, and Limits

Channel	Frequency (MHz)	Min 26 dB BW (MHz)	Directional Gain for Power (dBi)	Directional Gain for PSD (dBi)	Power Limit (dBm)	PSD Limit (dBm/1MHz)
Low	5270	22.60	5.58	5.58	24.00	11.00
High	5310	23.60	5.58	5.58	24.00	11.00

Duty Cycle CF (dB)	0.00	Included in Calculations of Corr'd PSD

Output Power Results

Channel	Frequency (MHz)	Chain 0 Meas Power (dBm)	Chain 1 Meas Power (dBm)	Total Corr'd Power (dBm)	Power Limit (dBm)	Power Margin (dB)
Low	5270	13.49	13.42	16.47	24.00	-7.53
High	5310	13.23	13.21	16.23	24.00	-7.77

PSD Results

Channel	Frequency (MHz)	Chain 0 Meas PSD (dBm/1MHz)	Chain 1 Meas PSD (dBm/1MHz)	Total Corr'd PSD (dBm/1MHz)	PSD Limit (dBm/1MHz)	PSD Margin (dB)
Low	5270	6.919	6.715	9.83	11.00	-1.17
High	5310	6.729	6.672	9.71	11.00	-1.29

UL LLC
12 Laboratory Dr., RTP, NC 27709; USA TEL:(919) 549-1400
This report shall not be reproduced except in full, without the written approval of UL LLC

LOW CHANNEL

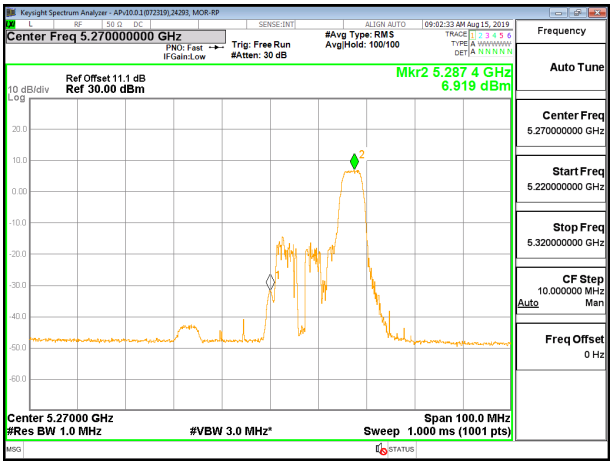

LOW CHANNEL CHAIN 0

LOW CHANNEL CHAIN 1

HIGH CHANNEL

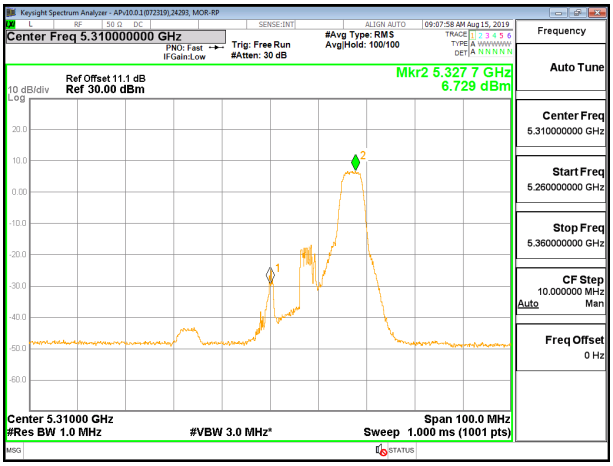

HIGH CHANNEL CHAIN 0

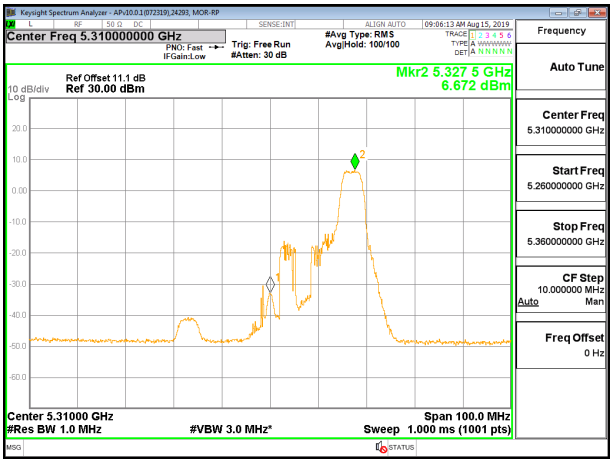

HIGH CHANNEL CHAIN 1

UL LLC
12 Laboratory Dr., RTP, NC 27709; USA
TEL:(919) 549-1400

This report shall not be reproduced except in full, without the written approval of UL LLC

2TX Antenna 1 + Antenna 2 OFDMA MODE – 26-Tones, RU Index 0

Bandwidth, Antenna Gain, and Limits

Channel	Frequency (MHz)	Min 26 dB BW (MHz)	Directional Gain for Power (dBi)	Directional Gain for PSD (dBi)	Power Limit (dBm)	PSD Limit (dBm/1MHz)
Low	5270	22.60	5.58	5.58	24.00	11.00
High	5310	23.60	5.58	5.58	24.00	11.00

Duty Cycle CF (dB)	0.00	Included in Calculations of Corr'd PSD

Output Power Results

Channel	Frequency (MHz)	Chain 0 Meas Power (dBm)	Chain 1 Meas Power (dBm)	Total Corr'd Power (dBm)	Power Limit (dBm)	Power Margin (dB)
Low	5270	11.36	11.58	14.48	24.00	-9.52
High	5310	11.50	11.62	14.57	24.00	-9.43

PSD Results

Channel	Frequency (MHz)	Chain 0 Meas PSD (dBm/1MHz)	Chain 1 Meas PSD (dBm/1MHz)	Total Corr'd PSD (dBm/1MHz)	PSD Limit (dBm/1MHz)	PSD Margin (dB)
Low	5270	7.387	7.577	10.49	11.00	-0.51
High	5310	7.133	7.084	10.12	11.00	-0.88

UL LLC
12 Laboratory Dr., RTP, NC 27709; USA TEL:(919) 549-1400
This report shall not be reproduced except in full, without the written approval of UL LLC