2TX Antenna 1 + Antenna 2 OFDMA MODE – 242-Tones, RU Index 61

BANDEDGE (LOW CHANNEL)

HORIZONTAL RESULT

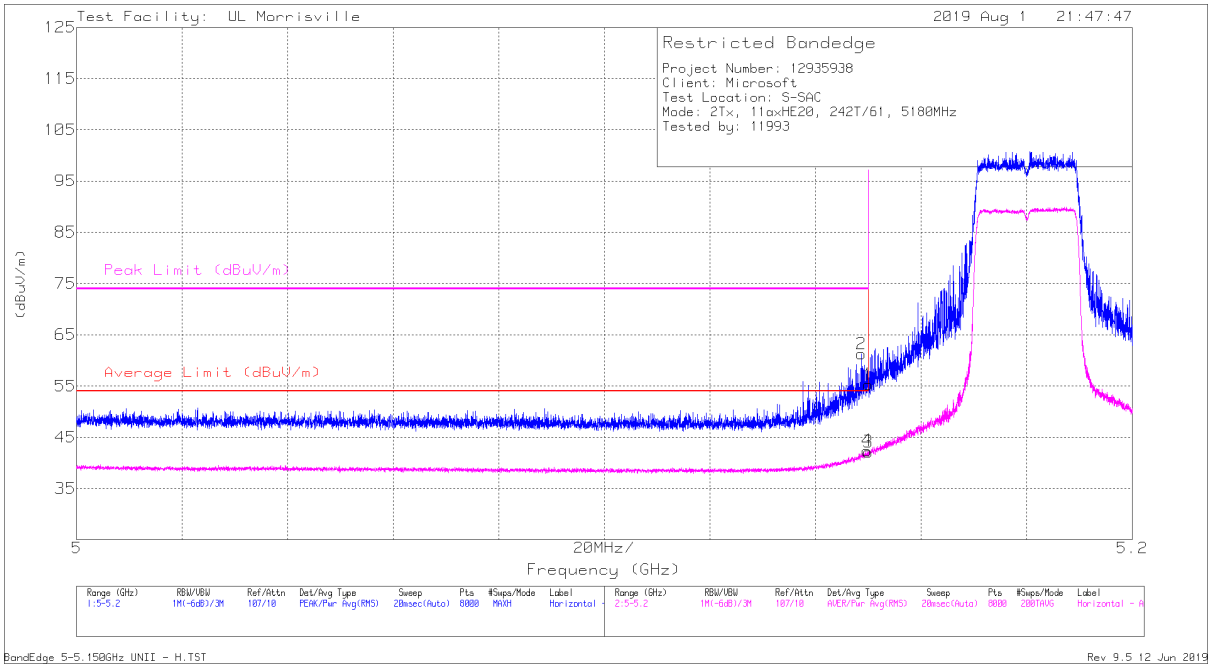

Marker	Frequency (GHz)	Meter Reading (dBuV)	Det	AT0072 (dB/m)	Amp/Cbl/Fltr/Pad (dB)	Corrected Reading (dBuV/m)	Average Limit (dBuV/m)	Margin (dB)	Peak Limit (dBuV/m)	PK Margin (dB)	Azimuth (Degs)	Height (cm)	Polarity
1	* ** 5.14999	43.59	Pk	34.3	-22.6	55.29	-	-	74	-18.71	49	370	H
2	* ** 5.14867	49.59	Pk	34.3	-22.6	61.29	-	-	74	-12.71	49	370	H
3	* ** 5.14999	30.44	RMS	34.3	-22.6	42.14	54	-11.86	-	-	49	370	H
4	* ** 5.14979	30.69	RMS	34.3	-22.6	42.39	54	-11.61	-	-	49	370	H

* - indicates frequency in CFR47 Pt 15 / IC RSS-Restricted Band
** - indicates frequency in Taiwan NCC LP0002 Restricted Band
Pk - Peak detector
RMS - RMS detection

UL LLC
12 Laboratory Dr., RTP, NC 27709; USA TEL:(919) 549-1400
This report shall not be reproduced except in full, without the written approval of UL LLC

VERTICAL RESULT

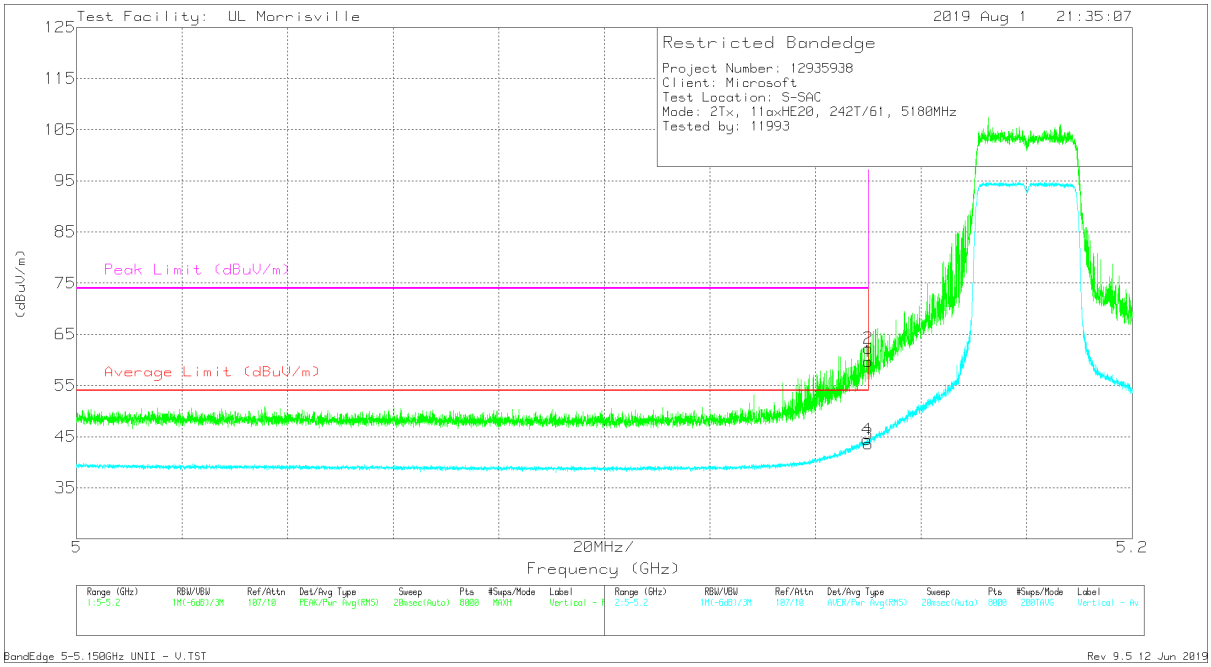

Marker	Frequency (GHz)	Meter Reading (dBuV)	Det	AT0072 (dB/m)	Amp/Cbl/Fltr/Pad (dB)	Corrected Reading (dBuV/m)	Average Limit (dBuV/m)	Margin (dB)	Peak Limit (dBuV/m)	PK Margin (dB)	Azimuth (Degs)	Height (cm)	Polarity
1	* ** 5.14999	47.98	Pk	34.3	-22.6	59.68	-	-	74	-14.32	52	206	V
2	* ** 5.14994	50.59	Pk	34.3	-22.6	62.29	-	-	74	-11.71	52	206	V
3	* ** 5.14999	31.88	RMS	34.3	-22.6	43.58	54	-10.42	-	-	52	206	V
4	* ** 5.14979	32.72	RMS	34.3	-22.6	44.42	54	-9.58	-	-	52	206	V

* - indicates frequency in CFR47 Pt 15 / IC RSS-Restricted Band
** - indicates frequency in Taiwan NCC LP0002 Restricted Band
Pk - Peak detector
RMS - RMS detection

UL LLC
12 Laboratory Dr., RTP, NC 27709; USA
TEL:(919) 549-1400

This report shall not be reproduced except in full, without the written approval of UL LLC

HARMONICS AND SPURIOUS EMISSIONS

LOW CHANNEL RESULTS

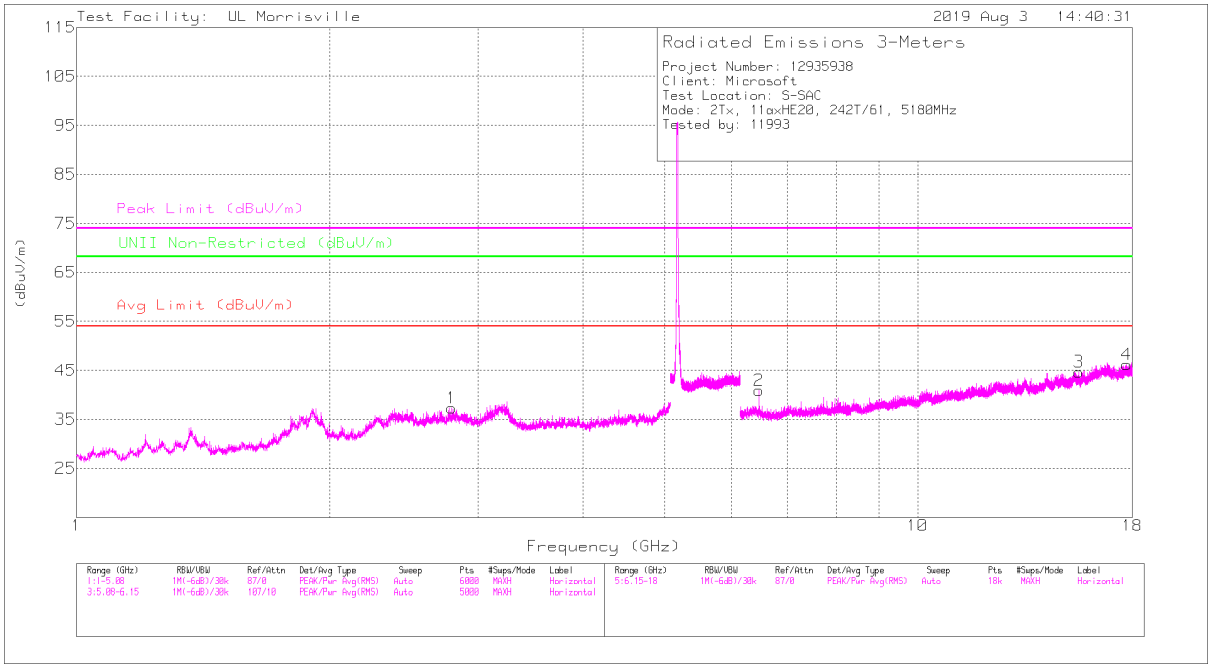

HORIZONTAL

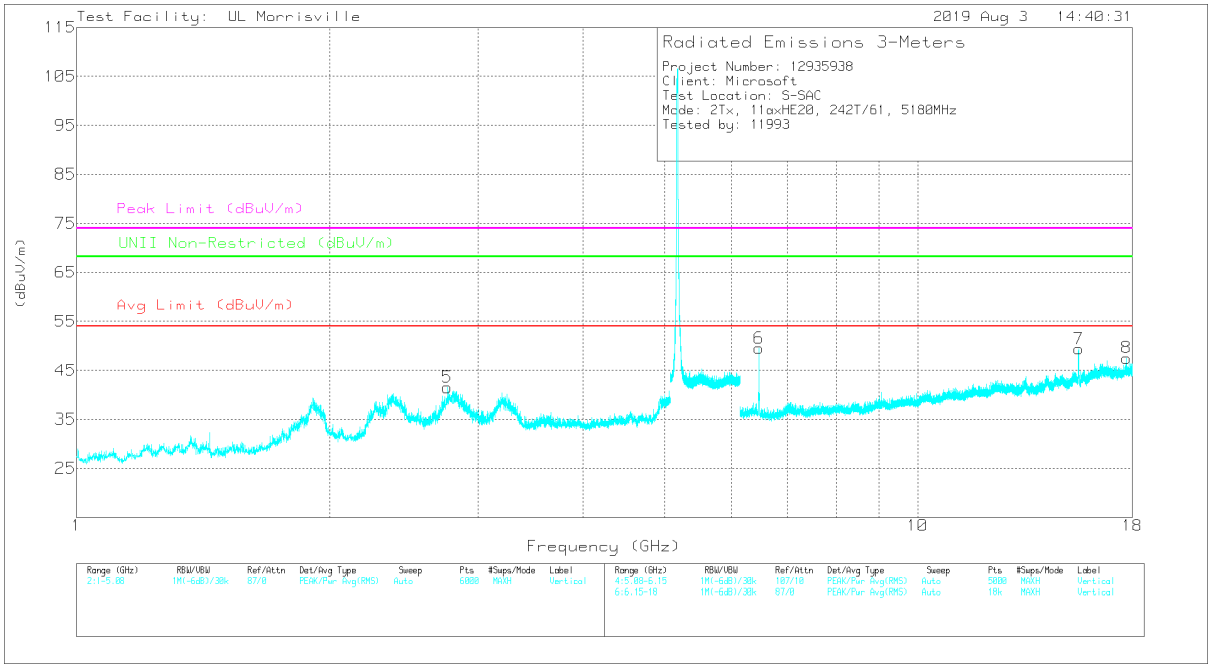

VERTICAL

UL LLC
12 Laboratory Dr., RTP, NC 27709; USA TEL:(919) 549-1400
This report shall not be reproduced except in full, without the written approval of UL LLC

RADIATED EMISSIONS

Marker	Frequency (GHz)	Meter Reading (dBuV)	Det	AT0072 (dB/m)	Amp/Cbl/Fltr/Pad (dB)	Corrected Reading (dBuV/m)	Avg Limit (dBuV/m)	Margin (dB)	Peak Limit (dBuV/m)	PK Margin (dB)	UNII Non-Restricted (dBuV/m)	PK Margin (dB)	Azimuth (Degs)	Height (cm)	Polarity
1	* ** 2.79473	46.6	PK-U	32.2	-33.5	45.3	-	-	74	-28.7	-	-	139	133	H
	* ** 2.79441	34.35	ADR	32.2	-33.5	33.05	54	-20.95	-	-	-	-	139	133	H
5	* ** 2.76064	50.74	PK-U	32.3	-33.5	49.54	-	-	74	-24.46	-	-	101	244	V
	* ** 2.7606	39.03	ADR	32.3	-33.5	37.83	54	-16.17	-	-	-	-	101	244	V
3	* ** 15.55104	40.87	PK-U	40	-24.5	56.37	-	-	74	-17.63	-	-	300	263	H
	* ** 15.55079	27.4	ADR	40	-24.5	42.9	54	-11.1	-	-	-	-	300	263	H
4	* ** 17.73281	33.76	PK-U	41.2	-22	52.96	-	-	74	-21.04	-	-	0	275	H
	* ** 17.73312	21.9	ADR	41.2	-22	41.1	54	-12.9	-	-	-	-	0	275	H
7	* ** 15.54674	43.75	PK-U	40	-24.5	59.25	-	-	74	-14.75	-	-	29	292	V
	* ** 15.54679	30.32	ADR	40	-24.5	45.82	54	-8.18	-	-	-	-	29	292	V
8	* ** 17.72982	33.71	PK-U	41.2	-22	52.91	-	-	74	-21.09	-	-	280	317	V
	* ** 17.73009	21.67	ADR	41.2	-22	40.87	54	-13.13	-	-	-	-	280	317	V
2	6.47509	42.1	PK-U	35.5	-28.6	49	-	-	-	-	68.2	-19.2	292	378	H
6	6.47514	47.91	PK-U	35.5	-28.6	54.81	-	-	-	-	68.2	-13.39	48	234	V

* - indicates frequency in CFR47 Pt 15 / IC RSS-Restricted Band
** - indicates frequency in Taiwan NCC LP0002 Restricted Band
PK-U - U-NII: Maximum Peak
ADR - U-NII AD primary method, RMS average
Pk - Peak detector

UL LLC
12 Laboratory Dr., RTP, NC 27709; USA TEL:(919) 549-1400
This report shall not be reproduced except in full, without the written approval of UL LLC

MID CHANNEL RESULTS

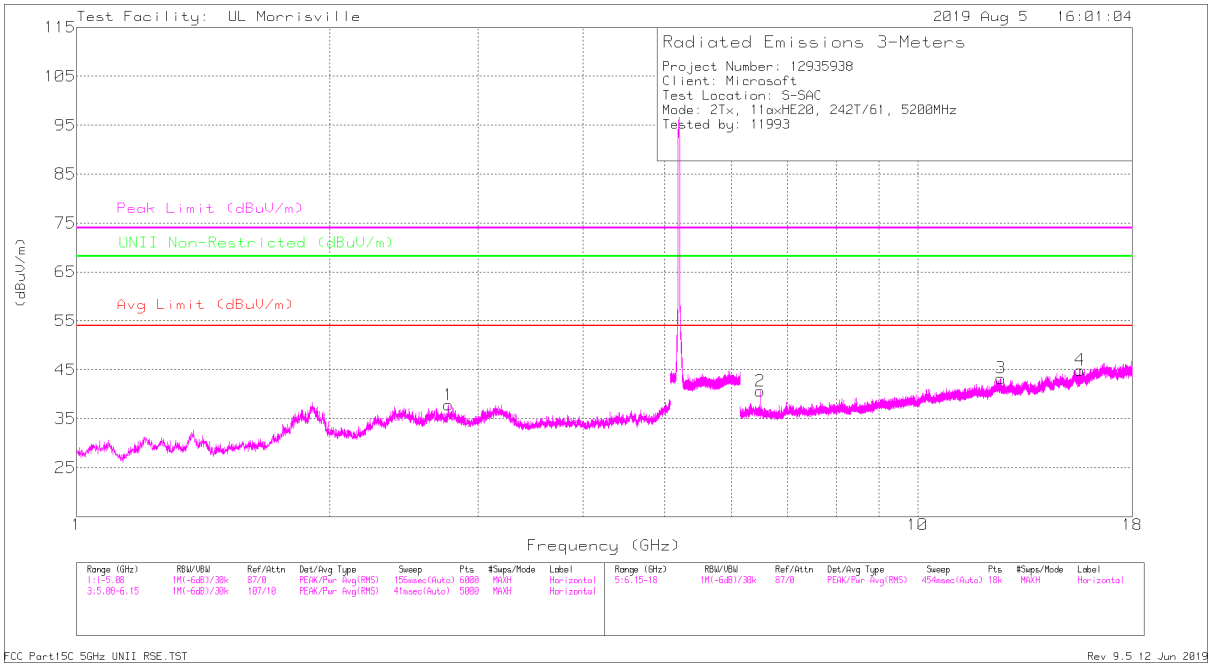

HORIZONTAL

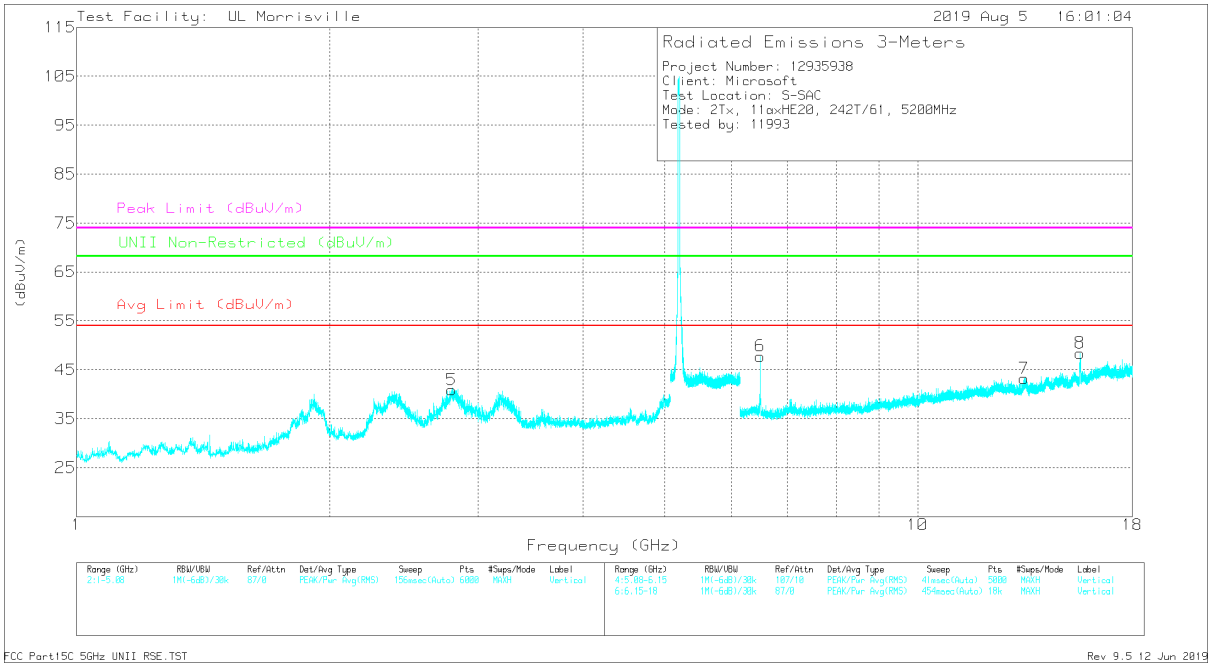

VERTICAL

UL LLC
12 Laboratory Dr., RTP, NC 27709; USA
TEL:(919) 549-1400

This report shall not be reproduced except in full, without the written approval of UL LLC

RADIATED EMISSIONS

Marker	Frequency (GHz)	Meter Reading (dBuV)	Det	AT0072 (dB/m)	Amp/Cbl/Fltr/Pad (dB)	Corrected Reading (dBuV/m)	Avg Limit (dBuV/m)	Margin (dB)	Peak Limit (dBuV/m)	PK Margin (dB)	UNII Non-Restricted (dBuV/m)	PK Margin (dB)	Azimuth (Degs)	Height (cm)	Polarity
1	* ** 2.76737	46.63	PK-U	32.2	-33.5	45.33	-	-	74	-28.67	-	-	142	139	H
	* ** 2.76709	34.59	ADR	32.2	-33.5	33.29	54	-20.71	-	-	-	-	142	139	H
5	* ** 2.7926	51.41	PK-U	32.2	-33.5	50.11	-	-	74	-23.89	-	-	101	234	V
	* ** 2.79293	39.98	ADR	32.2	-33.5	38.68	54	-15.32	-	-	-	-	101	234	V
3	* ** 12.55556	34.45	PK-U	39	-24.1	49.35	-	-	74	-24.65	-	-	342	355	H
	* ** 12.55647	21.98	ADR	39	-24.1	36.88	54	-17.12	-	-	-	-	342	355	H
4	* ** 15.59501	40.5	PK-U	40	-24.4	56.1	-	-	74	-17.9	-	-	301	268	H
	* ** 15.59517	27.91	ADR	40	-24.4	43.51	54	-10.49	-	-	-	-	301	268	H
7	* ** 13.3814	34.13	PK-U	39	-23.8	49.33	-	-	74	-24.67	-	-	26	158	V
	* ** 13.38152	22.31	ADR	39	-23.8	37.51	54	-16.49	-	-	-	-	26	158	V
8	* ** 15.60007	43.11	PK-U	40	-24.3	58.81	-	-	74	-15.19	-	-	29	293	V
	* ** 15.59999	30.69	ADR	40	-24.3	46.39	54	-7.61	-	-	-	-	29	293	V
2	6.50009	46.64	PK-U	35.5	-28.5	53.64	-	-	-	-	68.2	-14.56	31	248	V
6	6.50013	39.06	PK-U	35.5	-28.5	46.06	-	-	-	-	68.2	-22.14	295	377	H

* - indicates frequency in CFR47 Pt 15 / IC RSS-Restricted Band
** - indicates frequency in Taiwan NCC LP0002 Restricted Band
PK-U - U-NII: Maximum Peak
ADR - U-NII AD primary method, RMS average
Pk - Peak detector

UL LLC
12 Laboratory Dr., RTP, NC 27709; USA TEL:(919) 549-1400
This report shall not be reproduced except in full, without the written approval of UL LLC

HIGH CHANNEL RESULTS

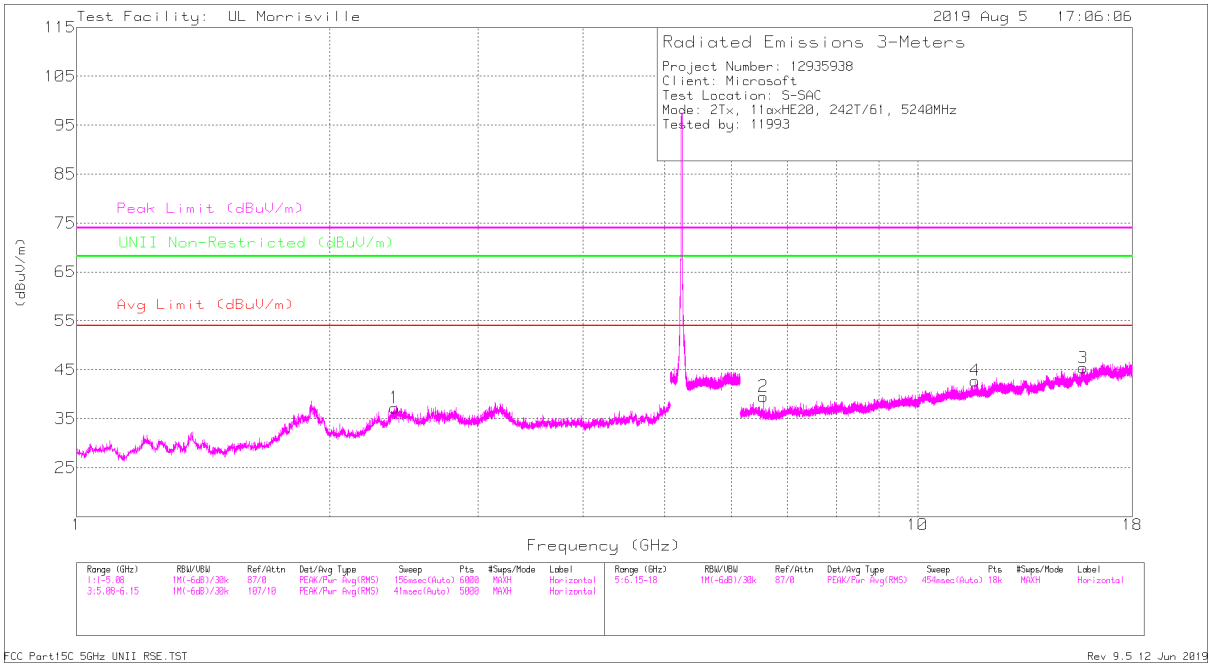

HORIZONTAL

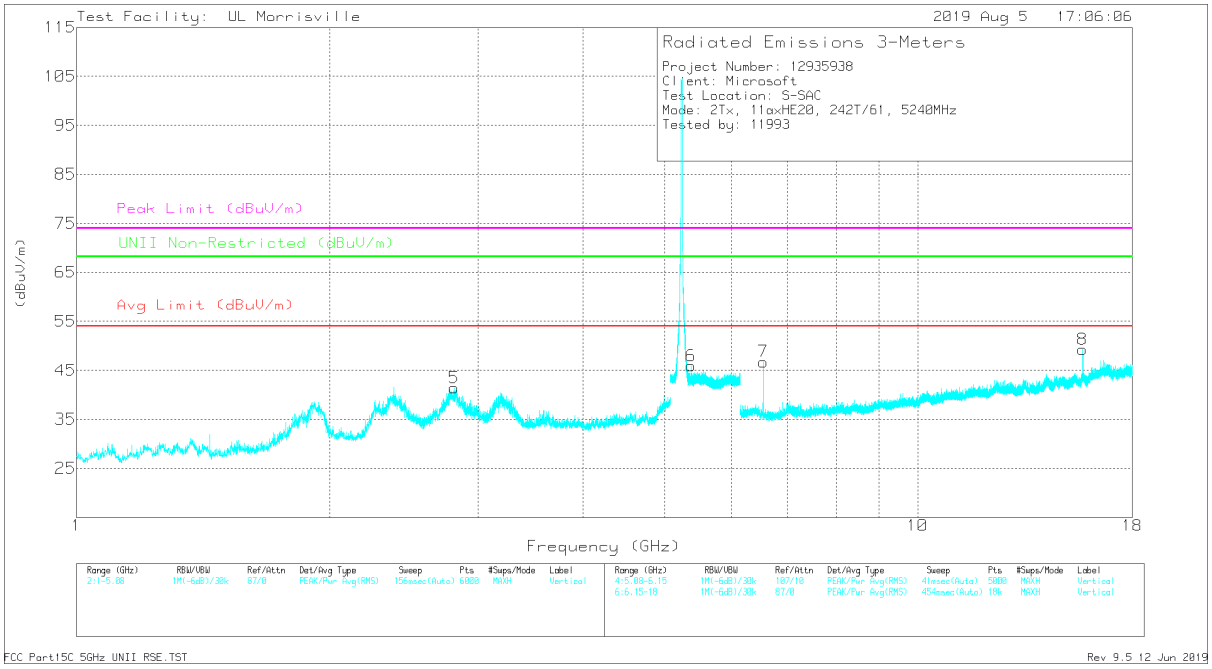

VERTICAL

UL LLC
12 Laboratory Dr., RTP, NC 27709; USA
TEL:(919) 549-1400

This report shall not be reproduced except in full, without the written approval of UL LLC

RADIATED EMISSIONS

Marker	Frequency (GHz)	Meter Reading (dBuV)	Det	AT0072 (dB/m)	Amp/Cbl/Fltr/Pad (dB)	Corrected Reading (dBuV/m)	Avg Limit (dBuV/m)	Margin (dB)	Peak Limit (dBuV/m)	PK Margin (dB)	UNII Non-Restricted (dBuV/m)	PK Margin (dB)	Azimuth (Degs)	Height (cm)	Polarity
1	* ** 2.3872	47.77	PK-U	31.9	-33.9	45.77	-	-	74	-28.23	-	-	355	105	H
	* ** 2.38644	35.61	ADR	31.9	-33.9	33.61	54	-20.39	-	-	-	-	355	105	H
5	* ** 2.81003	52.58	PK-U	32.1	-33.5	51.18	-	-	74	-22.82	-	-	100	234	V
	* ** 2.81097	40.62	ADR	32.1	-33.5	39.22	54	-14.78	-	-	-	-	100	234	V
6	* ** 5.37939	40.59	PK-U	34.4	-23.2	51.79	-	-	74	-22.21	-	-	0	228	V
	* ** 5.37969	28.66	ADR	34.4	-23.2	39.86	54	-14.14	-	-	-	-	0	228	V
3	* ** 15.72732	41.15	PK-U	40.3	-22.8	58.65	-	-	74	-15.35	-	-	334	296	H
	* ** 15.72703	28.28	ADR	40.3	-22.8	45.78	54	-8.22	-	-	-	-	334	296	H
4	* ** 11.71328	33.79	PK-U	38.4	-24.1	48.09	-	-	74	-25.91	-	-	11	362	H
	* ** 11.71283	21.92	ADR	38.4	-24.1	36.22	54	-17.78	-	-	-	-	11	362	H
8	* ** 15.71546	42.57	PK-U	40.2	-22.8	59.97	-	-	74	-14.03	-	-	23	277	V
	* ** 15.71636	30.49	ADR	40.2	-22.8	47.89	54	-6.11	-	-	-	-	23	277	V
2	6.54986	41.76	PK-U	35.5	-28.8	48.46	-	-	-	-	68.2	-19.74	324	400	H
7	6.55003	46.5	PK-U	35.5	-28.8	53.2	-	-	-	-	68.2	-15	53	251	V

* - indicates frequency in CFR47 Pt 15 / IC RSS-Restricted Band
** - indicates frequency in Taiwan NCC LP0002 Restricted Band
PK-U - U-NII: Maximum Peak
ADR - U-NII AD primary method, RMS average
Pk - Peak detector

UL LLC
12 Laboratory Dr., RTP, NC 27709; USA TEL:(919) 549-1400
This report shall not be reproduced except in full, without the written approval of UL LLC

2TX Antenna 1 + Antenna 2 OFDMA MODE – 106-Tones, RU Index 53

BANDEDGE (LOW CHANNEL)

HORIZONTAL RESULT

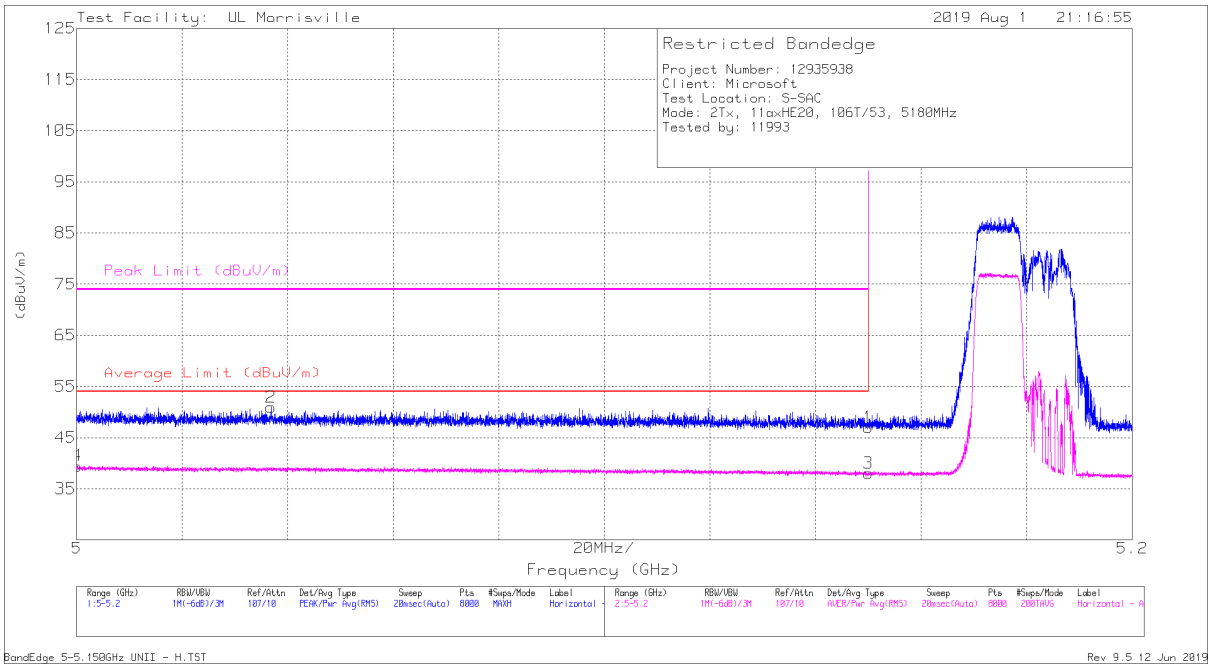

Marker	Frequency (GHz)	Meter Reading (dBuV)	Det	AT0072 (dB/m)	Amp/Cbl/Fltr/Pad (dB)	Corrected Reading (dBuV/m)	Average Limit (dBuV/m)	Margin (dB)	Peak Limit (dBuV/m)	PK Margin (dB)	Azimuth (Degs)	Height (cm)	Polarity
1	* ** 5.14999	35.34	Pk	34.3	-22.6	47.04	-	-	74	-26.96	53	344	H
2	* ** 5.03683	39.13	Pk	34.2	-22.4	50.93	-	-	74	-23.07	53	344	H
3	* ** 5.14999	26.37	RMS	34.3	-22.6	38.07	54	-15.93	-	-	53	344	H
4	* ** 5.00005	27.47	RMS	34.2	-22.2	39.47	54	-14.53	-	-	53	344	H

* - indicates frequency in CFR47 Pt 15 / IC RSS-Restricted Band
** - indicates frequency in Taiwan NCC LP0002 Restricted Band
Pk - Peak detector
RMS - RMS detection

UL LLC
12 Laboratory Dr., RTP, NC 27709; USA TEL:(919) 549-1400
This report shall not be reproduced except in full, without the written approval of UL LLC

VERTICAL RESULT

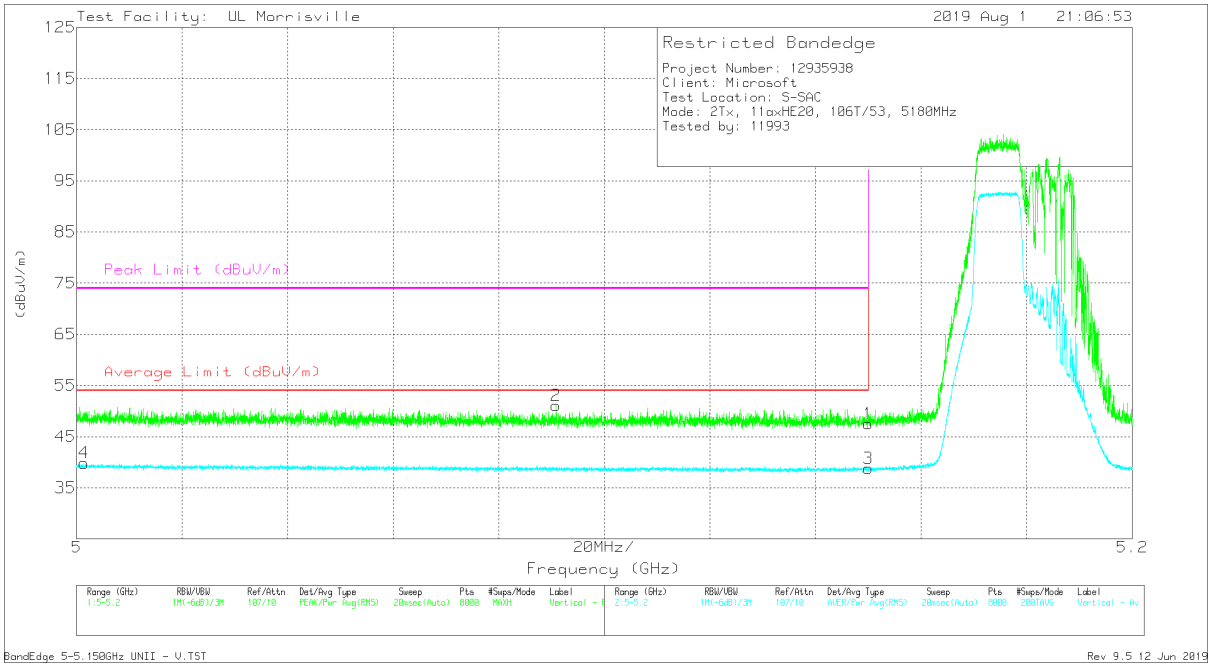

Marker	Frequency (GHz)	Meter Reading (dBuV)	Det	AT0072 (dB/m)	Amp/Cbl/Fltr/Pad (dB)	Corrected Reading (dBuV/m)	Average Limit (dBuV/m)	Margin (dB)	Peak Limit (dBuV/m)	PK Margin (dB)	Azimuth (Degs)	Height (cm)	Polarity
1	* ** 5.14999	35.83	Pk	34.3	-22.6	47.53	-	-	74	-26.47	43	341	V
2	* ** 5.09084	39.5	Pk	34.2	-22.6	51.1	-	-	74	-22.9	43	341	V
3	* ** 5.14999	27.07	RMS	34.3	-22.6	38.77	54	-15.23	-	-	43	341	V
4	* ** 5.00143	27.84	RMS	34.2	-22.2	39.84	54	-14.16	-	-	43	341	V

* - indicates frequency in CFR47 Pt 15 / IC RSS-Restricted Band
** - indicates frequency in Taiwan NCC LP0002 Restricted Band
Pk - Peak detector
RMS - RMS detection

UL LLC
12 Laboratory Dr., RTP, NC 27709; USA
TEL:(919) 549-1400

This report shall not be reproduced except in full, without the written approval of UL LLC

2TX Antenna 1 + Antenna 2 OFDMA MODE – 52-Tones, RU Index 37

BANDEDGE (LOW CHANNEL)

HORIZONTAL RESULT

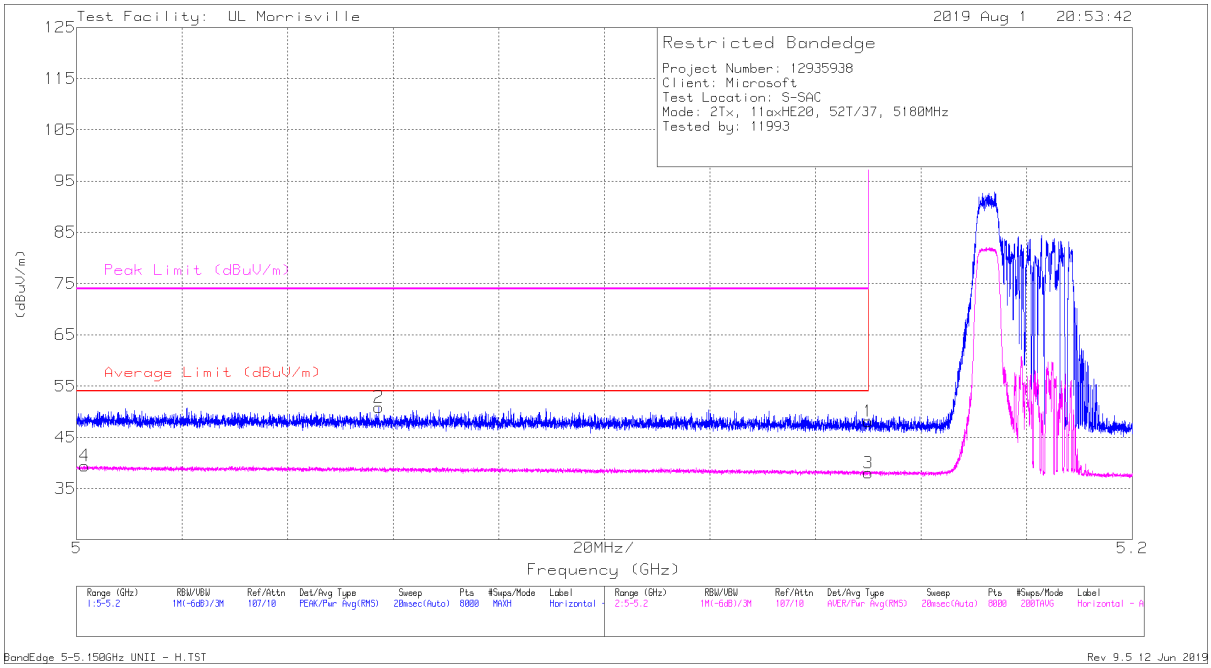

Marker	Frequency (GHz)	Meter Reading (dBuV)	Det	AT0072 (dB/m)	Amp/Cbl/Fltr/Pad (dB)	Corrected Reading (dBuV/m)	Average Limit (dBuV/m)	Margin (dB)	Peak Limit (dBuV/m)	PK Margin (dB)	Azimuth (Degs)	Height (cm)	Polarity
1	* ** 5.14999	36.42	Pk	34.3	-22.6	48.12	-	-	74	-25.88	332	224	H
2	* ** 5.05726	39.17	Pk	34.2	-22.5	50.87	-	-	74	-23.13	332	224	H
3	* ** 5.14999	26.32	RMS	34.3	-22.6	38.02	54	-15.98	-	-	332	224	H
4	* ** 5.00158	27.44	RMS	34.2	-22.2	39.44	54	-14.56	-	-	332	224	H

* - indicates frequency in CFR47 Pt 15 / IC RSS-Restricted Band
** - indicates frequency in Taiwan NCC LP0002 Restricted Band
Pk - Peak detector
RMS - RMS detection

UL LLC
12 Laboratory Dr., RTP, NC 27709; USA TEL:(919) 549-1400
This report shall not be reproduced except in full, without the written approval of UL LLC

VERTICAL RESULT

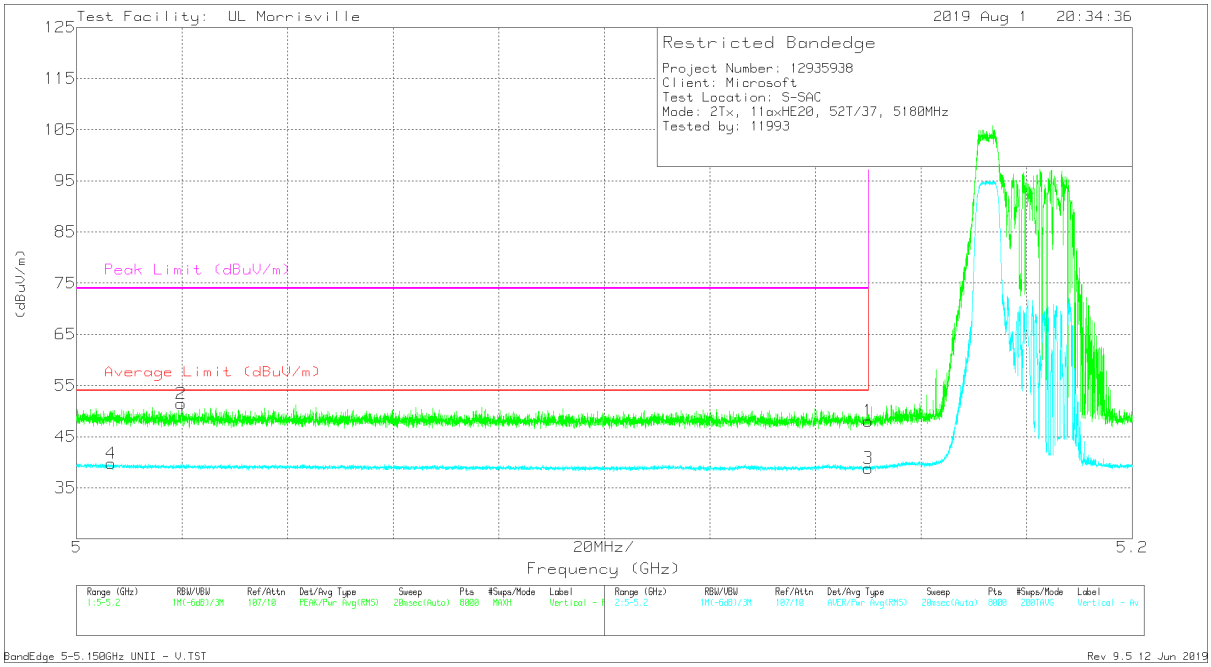

Marker	Frequency (GHz)	Meter Reading (dBuV)	Det	AT0072 (dB/m)	Amp/Cbl/Fltr/Pad (dB)	Corrected Reading (dBuV/m)	Average Limit (dBuV/m)	Margin (dB)	Peak Limit (dBuV/m)	PK Margin (dB)	Azimuth (Degs)	Height (cm)	Polarity
1	* ** 5.14999	36.37	Pk	34.3	-22.6	48.07	-	-	74	-25.93	57	227	V
2	* ** 5.0198	39.54	Pk	34.2	-22.3	51.44	-	-	74	-22.56	57	227	V
3	* ** 5.14999	27.14	RMS	34.3	-22.6	38.84	54	-15.16	-	-	57	227	V
4	* ** 5.00655	27.75	RMS	34.2	-22.2	39.75	54	-14.25	-	-	57	227	V

* - indicates frequency in CFR47 Pt 15 / IC RSS-Restricted Band
** - indicates frequency in Taiwan NCC LP0002 Restricted Band
Pk - Peak detector
RMS - RMS detection

UL LLC
12 Laboratory Dr., RTP, NC 27709; USA TEL:(919) 549-1400
This report shall not be reproduced except in full, without the written approval of UL LLC

2TX Antenna 1 + Antenna 2 OFDMA MODE – 26-Tones, RU Index 0

BANDEDGE (LOW CHANNEL)

HORIZONTAL RESULT

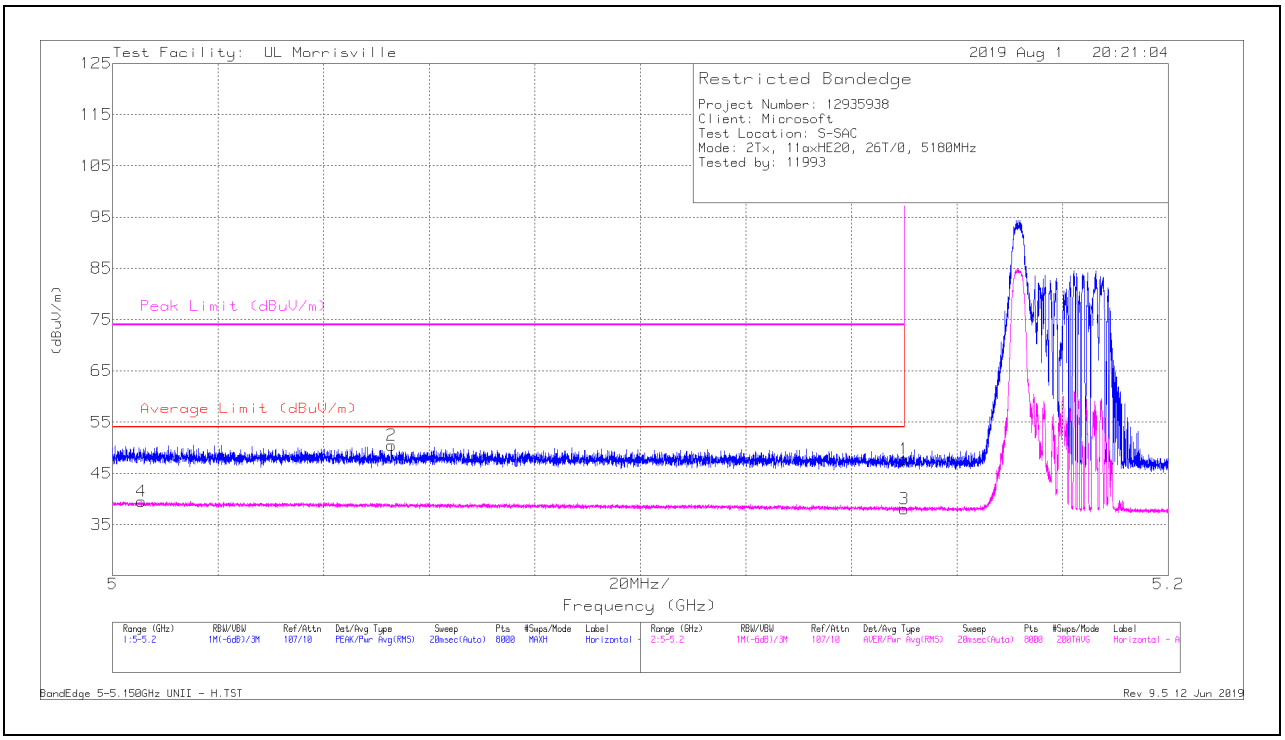

Marker	Frequency (GHz)	Meter Reading (dBuV)	Det	AT0072 (dB/m)	Amp/Cbl/Fltr/Pad (dB)	Corrected Reading (dBuV/m)	Average Limit (dBuV/m)	Margin (dB)	Peak Limit (dBuV/m)	PK Margin (dB)	Azimuth (Degs)	Height (cm)	Polarity
1	* ** 5.14999	36.08	Pk	34.3	-22.6	47.78	-	-	74	-26.22	50	145	H
2	* ** 5.05286	38.76	Pk	34.2	-22.5	50.46	-	-	74	-23.54	50	145	H
3	* ** 5.14999	26.34	RMS	34.3	-22.6	38.04	54	-15.96	-	-	50	145	H
4	* ** 5.0055	27.51	RMS	34.2	-22.2	39.51	54	-14.49	-	-	50	145	H

* - indicates frequency in CFR47 Pt 15 / IC RSS-Restricted Band
** - indicates frequency in Taiwan NCC LP0002 Restricted Band
Pk - Peak detector
RMS - RMS detection

UL LLC
12 Laboratory Dr., RTP, NC 27709; USA TEL:(919) 549-1400
This report shall not be reproduced except in full, without the written approval of UL LLC

VERTICAL RESULT

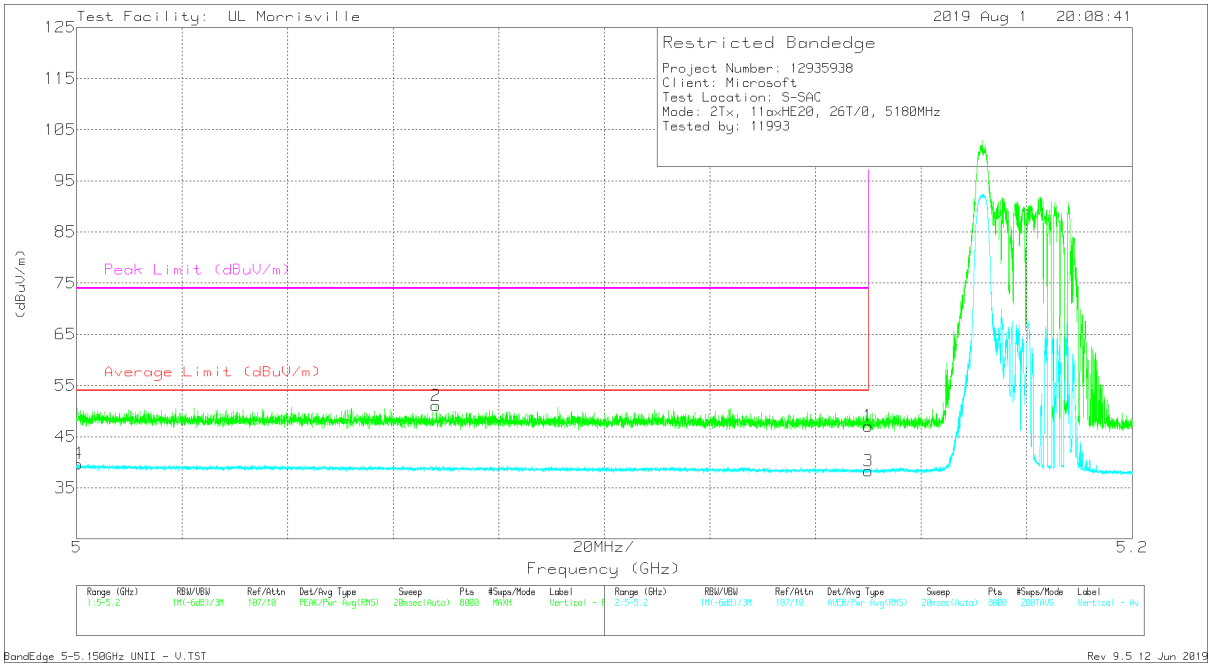

Marker	Frequency (GHz)	Meter Reading (dBuV)	Det	AT0072 (dB/m)	Amp/Cbl/Fltr/Pad (dB)	Corrected Reading (dBuV/m)	Average Limit (dBuV/m)	Margin (dB)	Peak Limit (dBuV/m)	PK Margin (dB)	Azimuth (Degs)	Height (cm)	Polarity
1	* ** 5.14999	35.39	Pk	34.3	-22.6	47.09	-	-	74	-26.91	353	200	V
2	* ** 5.06806	39.37	Pk	34.2	-22.5	51.07	-	-	74	-22.93	353	200	V
3	* ** 5.14999	26.56	RMS	34.3	-22.6	38.26	54	-15.74	-	-	353	200	V
4	* ** 5.00018	27.7	RMS	34.2	-22.2	39.7	54	-14.3	-	-	353	200	V

* - indicates frequency in CFR47 Pt 15 / IC RSS-Restricted Band
** - indicates frequency in Taiwan NCC LP0002 Restricted Band
Pk - Peak detector
RMS - RMS detection

This report shall not be reproduced except in full, without the written approval of UL LLC

10.1.2. TX ABOVE 1 GHz 802.11ax HE40 MODE IN THE 5.2 GHz BAND

2TX Antenna 1 + Antenna 2 OFDMA MODE – SU MODE

BANDEDGE (LOW CHANNEL)

HORIZONTAL RESULT

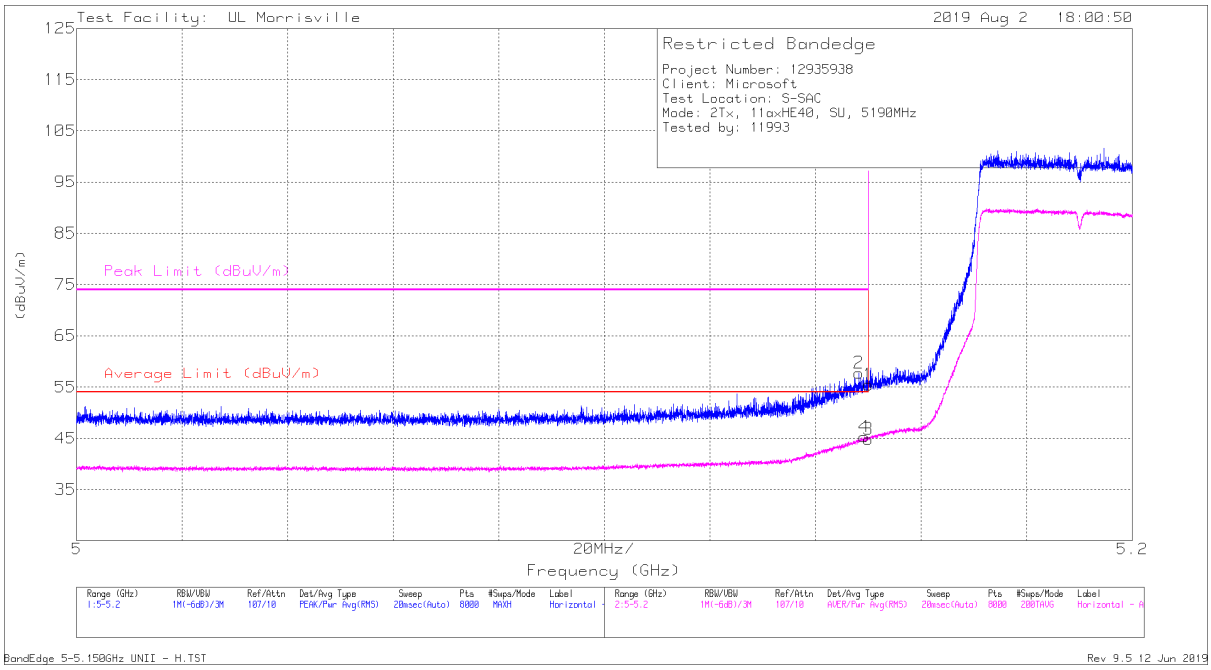

Marker	Frequency (GHz)	Meter Reading (dBuV)	Det	AT0072 (dB/m)	Amp/Cbl/Fltr/Pad (dB)	Corrected Reading (dBuV/m)	Average Limit (dBuV/m)	Margin (dB)	Peak Limit (dBuV/m)	PK Margin (dB)	Azimuth (Degs)	Height (cm)	Polarity
1	* ** 5.14999	43.76	Pk	34.3	-22.6	55.46	-	-	74	-18.54	55	381	H
2	* ** 5.14819	46.06	Pk	34.3	-22.6	57.76	-	-	74	-16.24	55	381	H
3	* ** 5.14999	33.15	RMS	34.3	-22.6	44.85	54	-9.15	-	-	55	381	H
4	* ** 5.14922	33.57	RMS	34.3	-22.6	45.27	54	-8.73	-	-	55	381	H

* - indicates frequency in CFR47 Pt 15 / IC RSS-Restricted Band
** - indicates frequency in Taiwan NCC LP0002 Restricted Band
Pk - Peak detector
RMS - RMS detection

This report shall not be reproduced except in full, without the written approval of UL LLC

VERTICAL RESULT

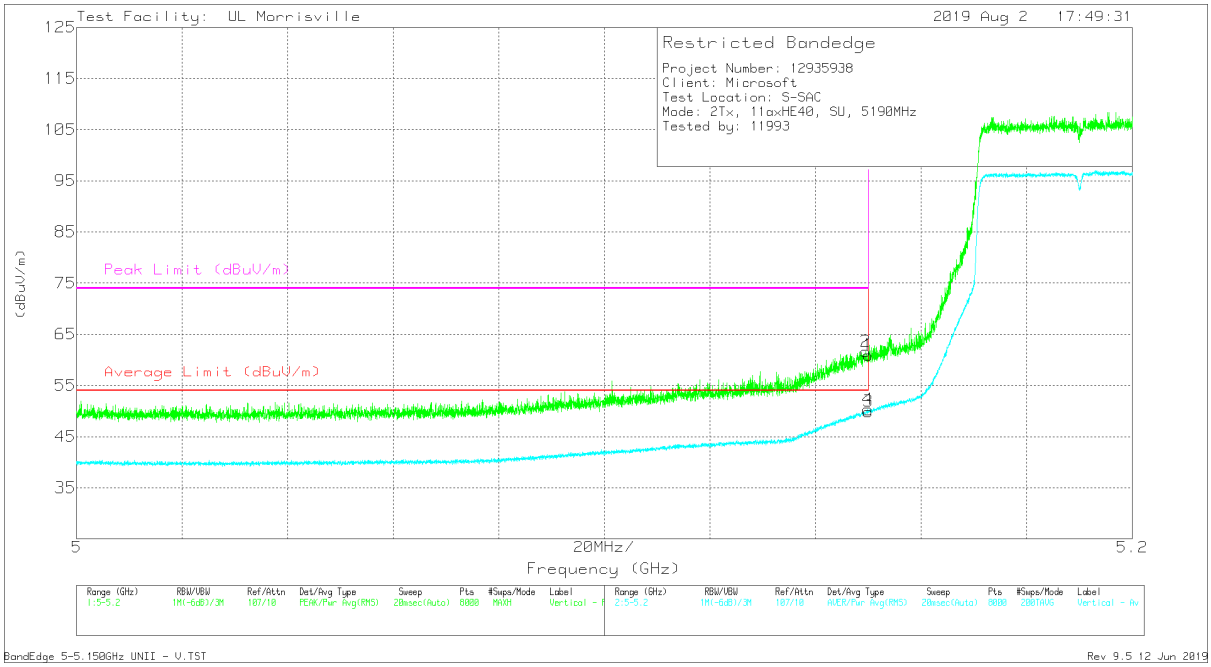

Marker	Frequency (GHz)	Meter Reading (dBuV)	Det	AT0072 (dB/m)	Amp/Cbl/Fltr/Pad (dB)	Corrected Reading (dBuV/m)	Average Limit (dBuV/m)	Margin (dB)	Peak Limit (dBuV/m)	PK Margin (dB)	Azimuth (Degs)	Height (cm)	Polarity
1	* ** 5.14999	49.27	Pk	34.3	-22.6	60.97	-	-	74	-13.03	10	294	V
2	* ** 5.14954	49.94	Pk	34.3	-22.6	61.64	-	-	74	-12.36	10	294	V
3	* ** 5.14999	38.21	RMS	34.3	-22.6	49.91	54	-4.09	-	-	10	294	V
4	* ** 5.14992	38.59	RMS	34.3	-22.6	50.29	54	-3.71	-	-	10	294	V

* - indicates frequency in CFR47 Pt 15 / IC RSS-Restricted Band
** - indicates frequency in Taiwan NCC LP0002 Restricted Band
Pk - Peak detector
RMS - RMS detection

UL LLC
12 Laboratory Dr., RTP, NC 27709; USA
TEL:(919) 549-1400

This report shall not be reproduced except in full, without the written approval of UL LLC

2TX Antenna 1 + Antenna 2 OFDMA MODE – 484-Tones, RU Index 65

BANDEDGE (LOW CHANNEL)

HORIZONTAL RESULT

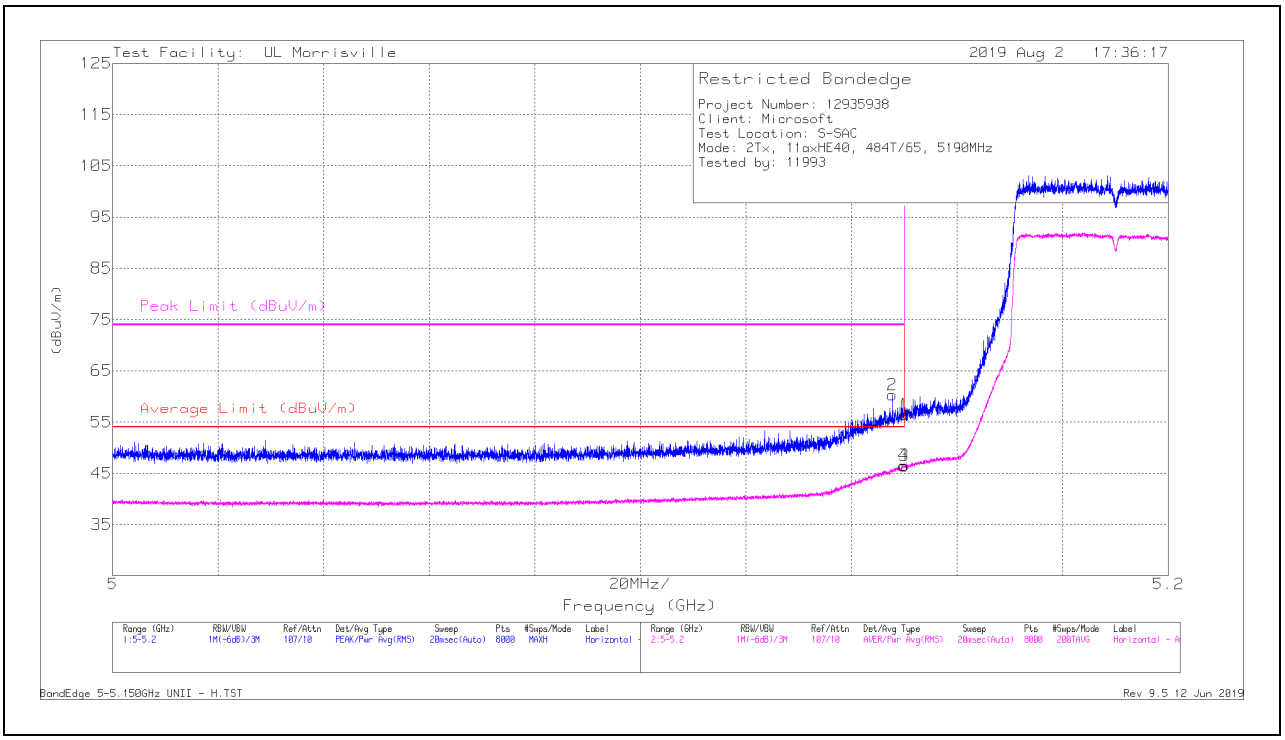

Marker	Frequency (GHz)	Meter Reading (dBuV)	Det	AT0072 (dB/m)	Amp/Cbl/Fltr/Pad (dB)	Corrected Reading (dBuV/m)	Average Limit (dBuV/m)	Margin (dB)	Peak Limit (dBuV/m)	PK Margin (dB)	Azimuth (Degs)	Height (cm)	Polarity
1	* ** 5.14999	44.77	Pk	34.3	-22.6	56.47	-	-	74	-17.53	49	384	H
2	* ** 5.14774	48.59	Pk	34.3	-22.6	60.29	-	-	74	-13.71	49	384	H
3	* ** 5.14999	34.77	RMS	34.3	-22.6	46.47	54	-7.53	-	-	49	384	H
4	* ** 5.14984	34.87	RMS	34.3	-22.6	46.57	54	-7.43	-	-	49	384	H

* - indicates frequency in CFR47 Pt 15 / IC RSS-Restricted Band
** - indicates frequency in Taiwan NCC LP0002 Restricted Band
Pk - Peak detector
RMS - RMS detection

UL LLC
12 Laboratory Dr., RTP, NC 27709; USA TEL:(919) 549-1400
This report shall not be reproduced except in full, without the written approval of UL LLC

VERTICAL RESULT

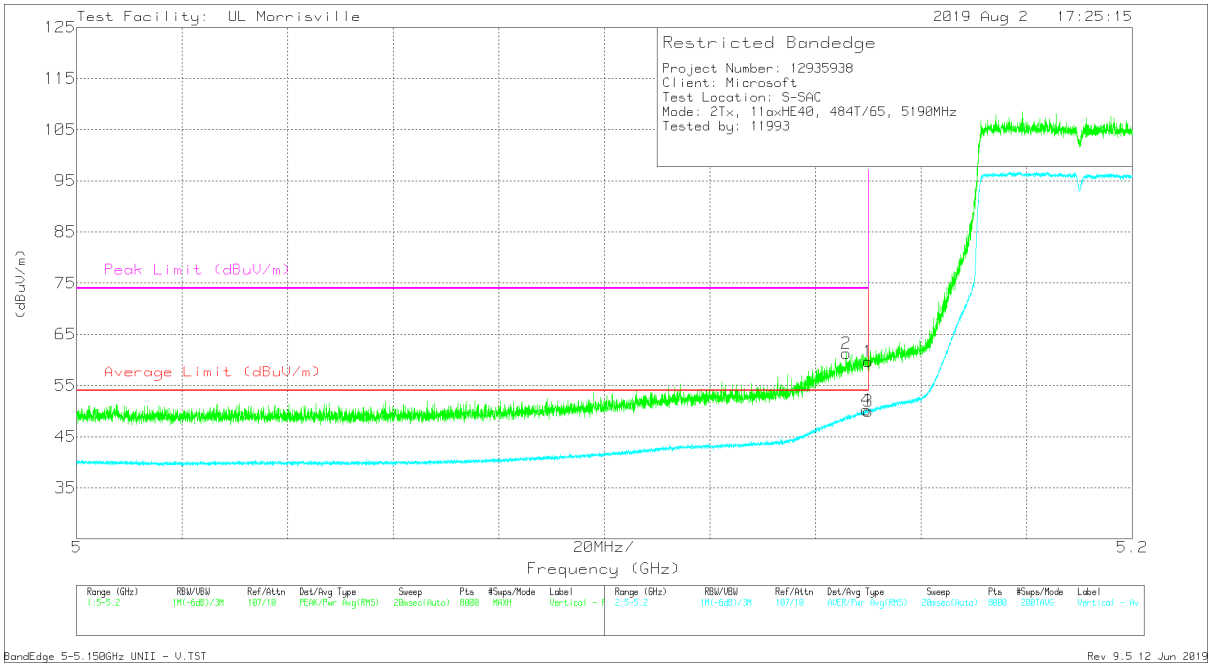

Marker	Frequency (GHz)	Meter Reading (dBuV)	Det	AT0072 (dB/m)	Amp/Cbl/Fltr/Pad (dB)	Corrected Reading (dBuV/m)	Average Limit (dBuV/m)	Margin (dB)	Peak Limit (dBuV/m)	PK Margin (dB)	Azimuth (Degs)	Height (cm)	Polarity
1	* ** 5.14999	47.97	Pk	34.3	-22.6	59.67	-	-	74	-14.33	19	301	V
2	* ** 5.14577	49.56	Pk	34.3	-22.6	61.26	-	-	74	-12.74	19	301	V
3	* ** 5.14999	38.27	RMS	34.3	-22.6	49.97	54	-4.03	-	-	19	301	V
4	* ** 5.14964	38.51	RMS	34.3	-22.6	50.21	54	-3.79	-	-	19	301	V

* - indicates frequency in CFR47 Pt 15 / IC RSS-Restricted Band
** - indicates frequency in Taiwan NCC LP0002 Restricted Band
Pk - Peak detector
RMS - RMS detection

UL LLC
12 Laboratory Dr., RTP, NC 27709; USA
TEL:(919) 549-1400

This report shall not be reproduced except in full, without the written approval of UL LLC

2TX Antenna 1 + Antenna 2 OFDMA MODE – 242-Tones, RU Index 61

BANDEDGE (LOW CHANNEL)

HORIZONTAL RESULT

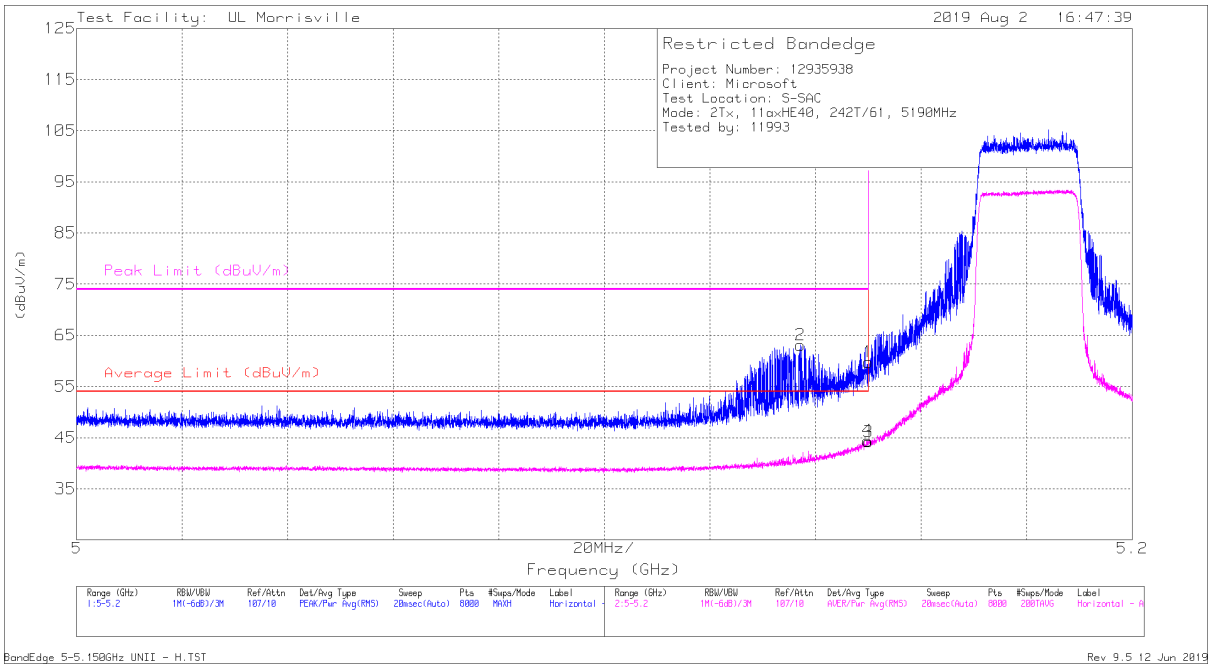

Marker	Frequency (GHz)	Meter Reading (dBuV)	Det	AT0072 (dB/m)	Amp/Cbl/Fltr/Pad (dB)	Corrected Reading (dBuV/m)	Average Limit (dBuV/m)	Margin (dB)	Peak Limit (dBuV/m)	PK Margin (dB)	Azimuth (Degs)	Height (cm)	Polarity
1	* ** 5.14997	48.06	Pk	34.3	-22.6	59.76	-	-	74	-14.24	22	352	H
2	* ** 5.13714	51.38	Pk	34.2	-22.5	63.08	-	-	74	-10.92	22	352	H
3	* ** 5.14999	32.51	RMS	34.3	-22.6	44.21	54	-9.79	-	-	22	352	H
4	* ** 5.14982	32.69	RMS	34.3	-22.6	44.39	54	-9.61	-	-	22	352	H

* - indicates frequency in CFR47 Pt 15 / IC RSS-Restricted Band
** - indicates frequency in Taiwan NCC LP0002 Restricted Band
Pk - Peak detector
RMS - RMS detection

UL LLC
12 Laboratory Dr., RTP, NC 27709; USA TEL:(919) 549-1400
This report shall not be reproduced except in full, without the written approval of UL LLC

VERTICAL RESULT

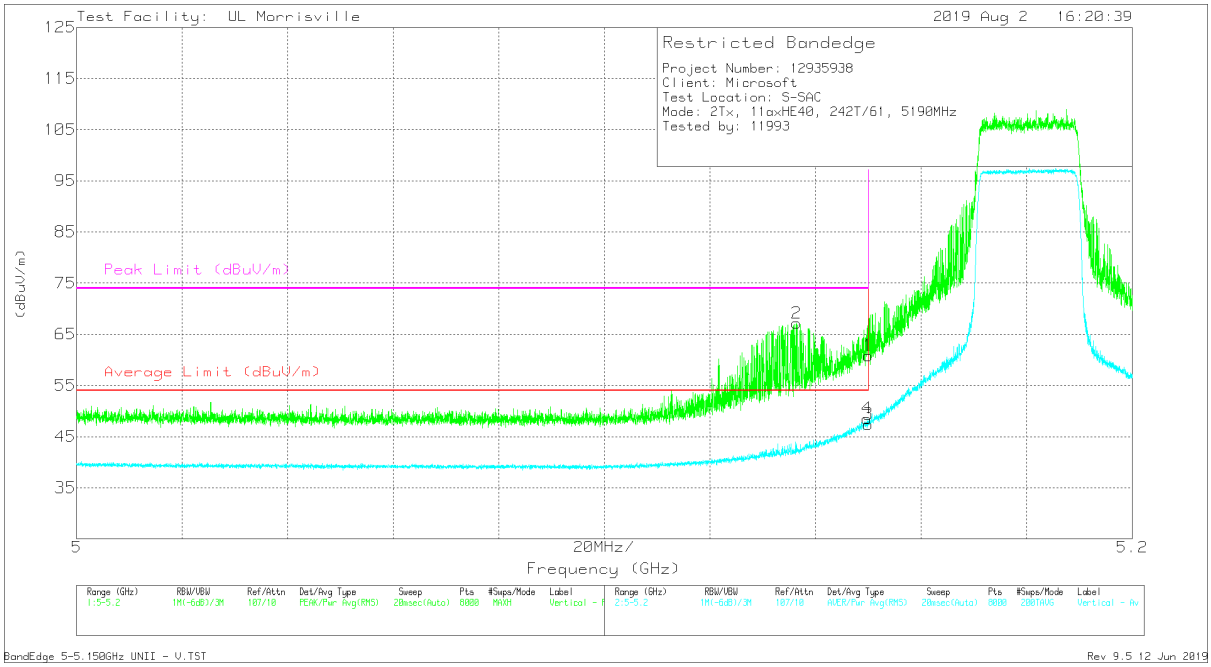

Marker	Frequency (GHz)	Meter Reading (dBuV)	Det	AT0072 (dB/m)	Amp/Cbl/Fltr/Pad (dB)	Corrected Reading (dBuV/m)	Average Limit (dBuV/m)	Margin (dB)	Peak Limit (dBuV/m)	PK Margin (dB)	Azimuth (Degs)	Height (cm)	Polarity
1	* ** 5.14999	49.13	Pk	34.3	-22.6	60.83	-	-	74	-13.17	52	247	V
2	* ** 5.13639	55.5	Pk	34.2	-22.5	67.2	-	-	74	-6.8	52	247	V
3	* ** 5.14999	35.75	RMS	34.3	-22.6	47.45	54	-6.55	-	-	52	247	V
4	* ** 5.14979	36.86	RMS	34.3	-22.6	48.56	54	-5.44	-	-	52	247	V

* - indicates frequency in CFR47 Pt 15 / IC RSS-Restricted Band
** - indicates frequency in Taiwan NCC LP0002 Restricted Band
Pk - Peak detector
RMS - RMS detection

UL LLC
12 Laboratory Dr., RTP, NC 27709; USA
TEL:(919) 549-1400

This report shall not be reproduced except in full, without the written approval of UL LLC

2TX Antenna 1 + Antenna 2 OFDMA MODE – 106-Tones, RU Index 53

BANDEDGE (LOW CHANNEL)

HORIZONTAL RESULT

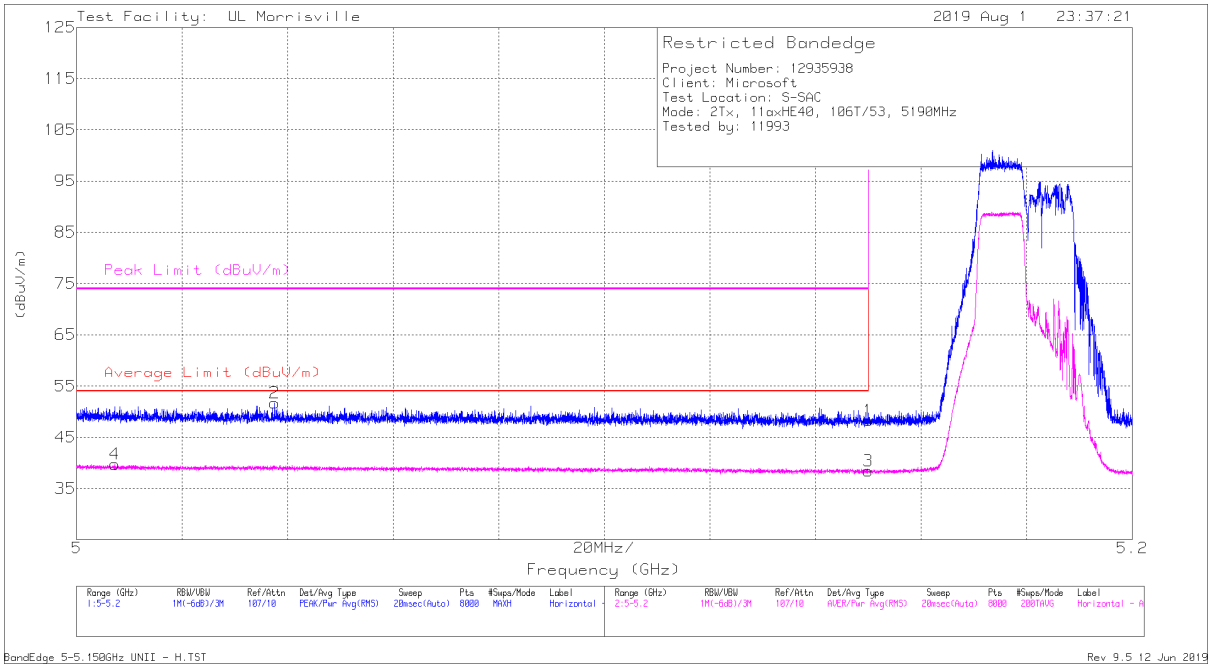

Marker	Frequency (GHz)	Meter Reading (dBuV)	Det	AT0072 (dB/m)	Amp/Cbl/Fltr/Pad (dB)	Corrected Reading (dBuV/m)	Average Limit (dBuV/m)	Margin (dB)	Peak Limit (dBuV/m)	PK Margin (dB)	Azimuth (Degs)	Height (cm)	Polarity
1	* ** 5.14999	36.52	Pk	34.3	-22.6	48.22	-	-	74	-25.78	14	375	H
2	* ** 5.03753	39.87	Pk	34.2	-22.4	51.67	-	-	74	-22.33	14	375	H
3	* ** 5.14999	26.73	RMS	34.3	-22.6	38.43	54	-15.57	-	-	14	375	H
4	* ** 5.0072	27.73	RMS	34.2	-22.2	39.73	54	-14.27	-	-	14	375	H

* - indicates frequency in CFR47 Pt 15 / IC RSS-Restricted Band
** - indicates frequency in Taiwan NCC LP0002 Restricted Band
Pk - Peak detector
RMS - RMS detection

UL LLC
12 Laboratory Dr., RTP, NC 27709; USA TEL:(919) 549-1400
This report shall not be reproduced except in full, without the written approval of UL LLC

VERTICAL RESULT

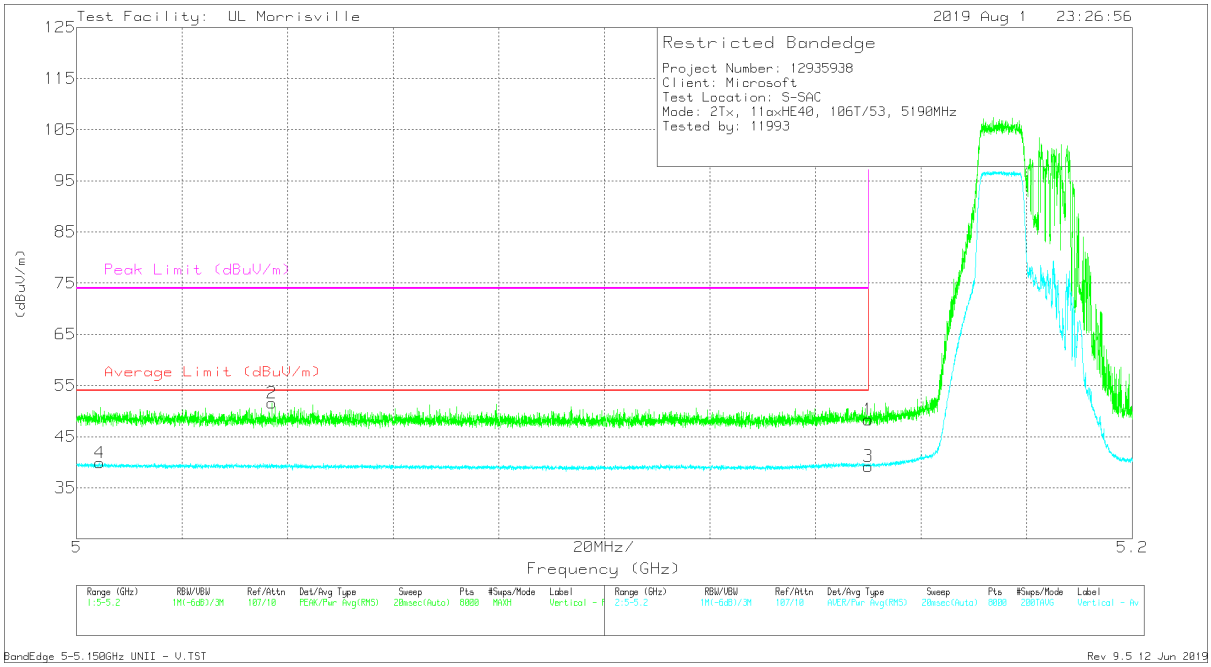

Marker	Frequency (GHz)	Meter Reading (dBuV)	Det	AT0072 (dB/m)	Amp/Cbl/Fltr/Pad (dB)	Corrected Reading (dBuV/m)	Average Limit (dBuV/m)	Margin (dB)	Peak Limit (dBuV/m)	PK Margin (dB)	Azimuth (Degs)	Height (cm)	Polarity
1	* ** 5.14999	36.63	Pk	34.3	-22.6	48.33	-	-	74	-25.67	13	251	V
2	* ** 5.03698	39.77	Pk	34.2	-22.4	51.57	-	-	74	-22.43	13	251	V
3	* ** 5.14999	27.51	RMS	34.3	-22.6	39.21	54	-14.79	-	-	13	251	V
4	* ** 5.0044	27.9	RMS	34.2	-22.2	39.9	54	-14.1	-	-	13	251	V

* - indicates frequency in CFR47 Pt 15 / IC RSS-Restricted Band
** - indicates frequency in Taiwan NCC LP0002 Restricted Band
Pk - Peak detector
RMS - RMS detection

UL LLC
12 Laboratory Dr., RTP, NC 27709; USA
TEL:(919) 549-1400

This report shall not be reproduced except in full, without the written approval of UL LLC

2TX Antenna 1 + Antenna 2 OFDMA MODE – 52-Tones, RU Index 37

BANDEDGE (LOW CHANNEL)

HORIZONTAL RESULT

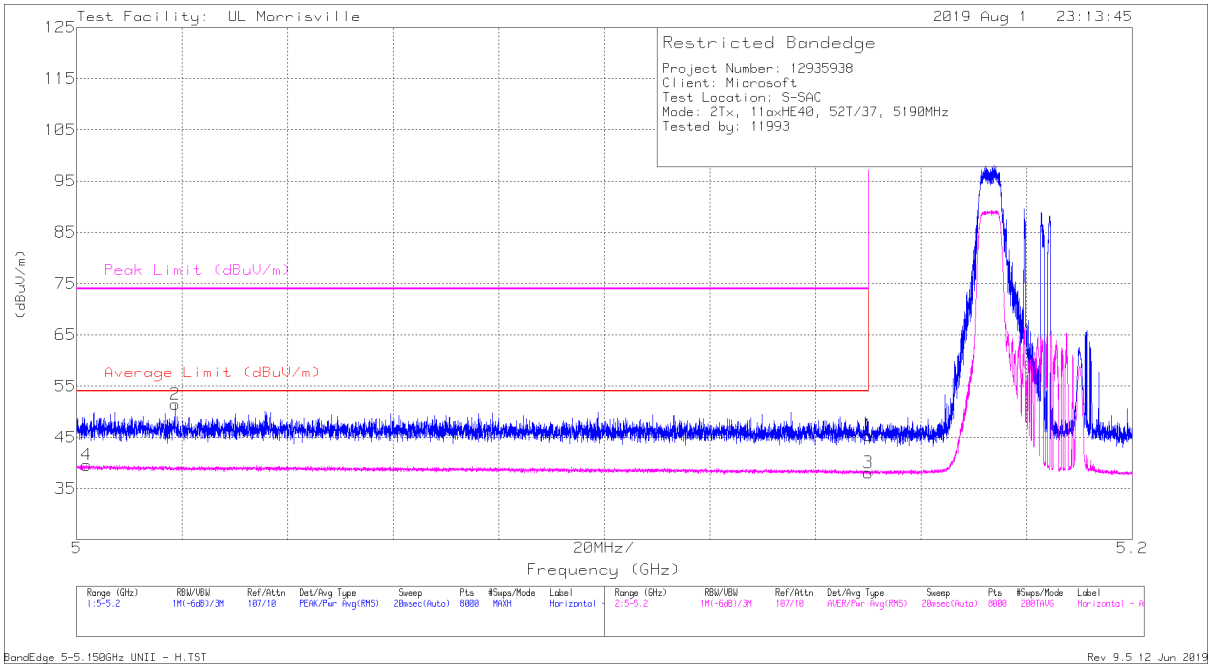

Marker	Frequency (GHz)	Meter Reading (dBuV)	Det	AT0072 (dB/m)	Amp/Cbl/Fltr/Pad (dB)	Corrected Reading (dBuV/m)	Average Limit (dBuV/m)	Margin (dB)	Peak Limit (dBuV/m)	PK Margin (dB)	Azimuth (Degs)	Height (cm)	Polarity
1	* ** 5.14999	33.66	Pk	34.3	-22.6	45.36	-	-	74	-28.64	44	216	H
2	* ** 5.01863	39.56	Pk	34.2	-22.3	51.46	-	-	74	-22.54	44	216	H
3	* ** 5.14999	26.4	RMS	34.3	-22.6	38.1	54	-15.9	-	-	44	216	H
4	* ** 5.00188	27.6	RMS	34.2	-22.2	39.6	54	-14.4	-	-	44	216	H

* - indicates frequency in CFR47 Pt 15 / IC RSS-Restricted Band
** - indicates frequency in Taiwan NCC LP0002 Restricted Band
Pk - Peak detector
RMS - RMS detection

UL LLC
12 Laboratory Dr., RTP, NC 27709; USA TEL:(919) 549-1400
This report shall not be reproduced except in full, without the written approval of UL LLC

VERTICAL RESULT

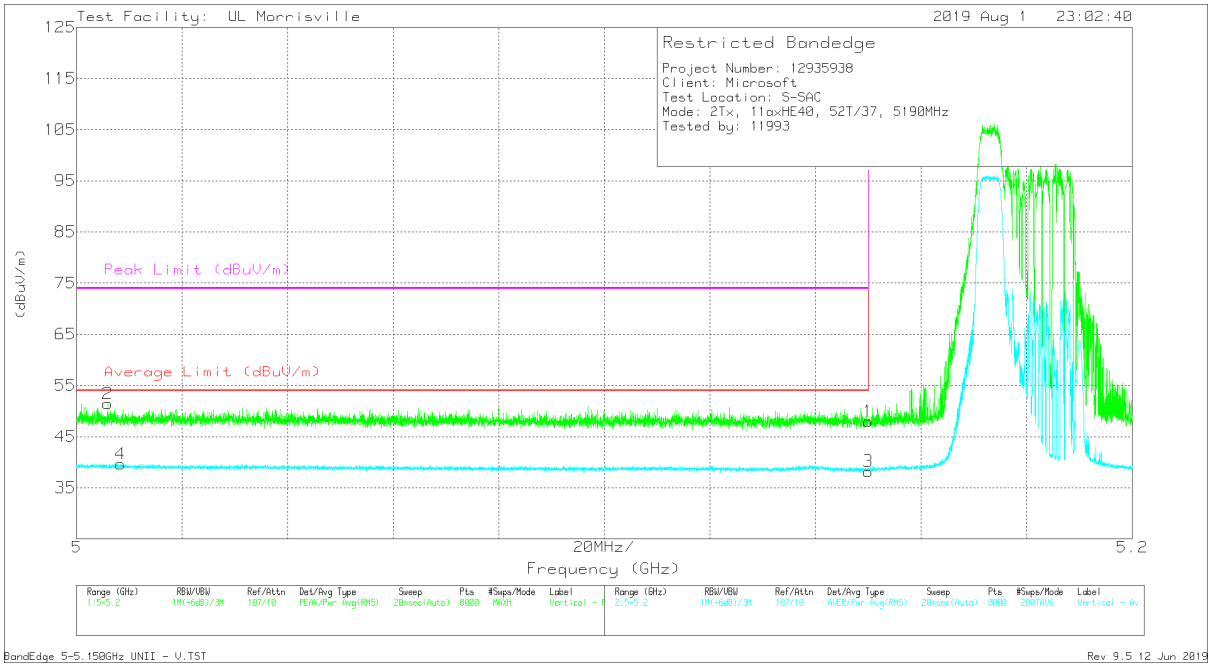

Marker	Frequency (GHz)	Meter Reading (dBuV)	Det	AT0072 (dB/m)	Amp/Cbl/Fltr/Pad (dB)	Corrected Reading (dBuV/m)	Average Limit (dBuV/m)	Margin (dB)	Peak Limit (dBuV/m)	PK Margin (dB)	Azimuth (Degs)	Height (cm)	Polarity
1	* ** 5.14999	36.31	Pk	34.3	-22.6	48.01	-	-	74	-25.99	17	320	V
2	* ** 5.00588	39.46	Pk	34.2	-22.2	51.46	-	-	74	-22.54	17	320	V
3	* ** 5.14999	26.51	RMS	34.3	-22.6	38.21	54	-15.79	-	-	17	320	V
4	* ** 5.00833	27.68	RMS	34.2	-22.2	39.68	54	-14.32	-	-	17	320	V

* - indicates frequency in CFR47 Pt 15 / IC RSS-Restricted Band
** - indicates frequency in Taiwan NCC LP0002 Restricted Band
Pk - Peak detector
RMS - RMS detection

UL LLC
12 Laboratory Dr., RTP, NC 27709; USA TEL:(919) 549-1400
This report shall not be reproduced except in full, without the written approval of UL LLC

2TX Antenna 1 + Antenna 2 OFDMA MODE – 26-Tones, RU Index 0

BANDEDGE (LOW CHANNEL)

HORIZONTAL RESULT

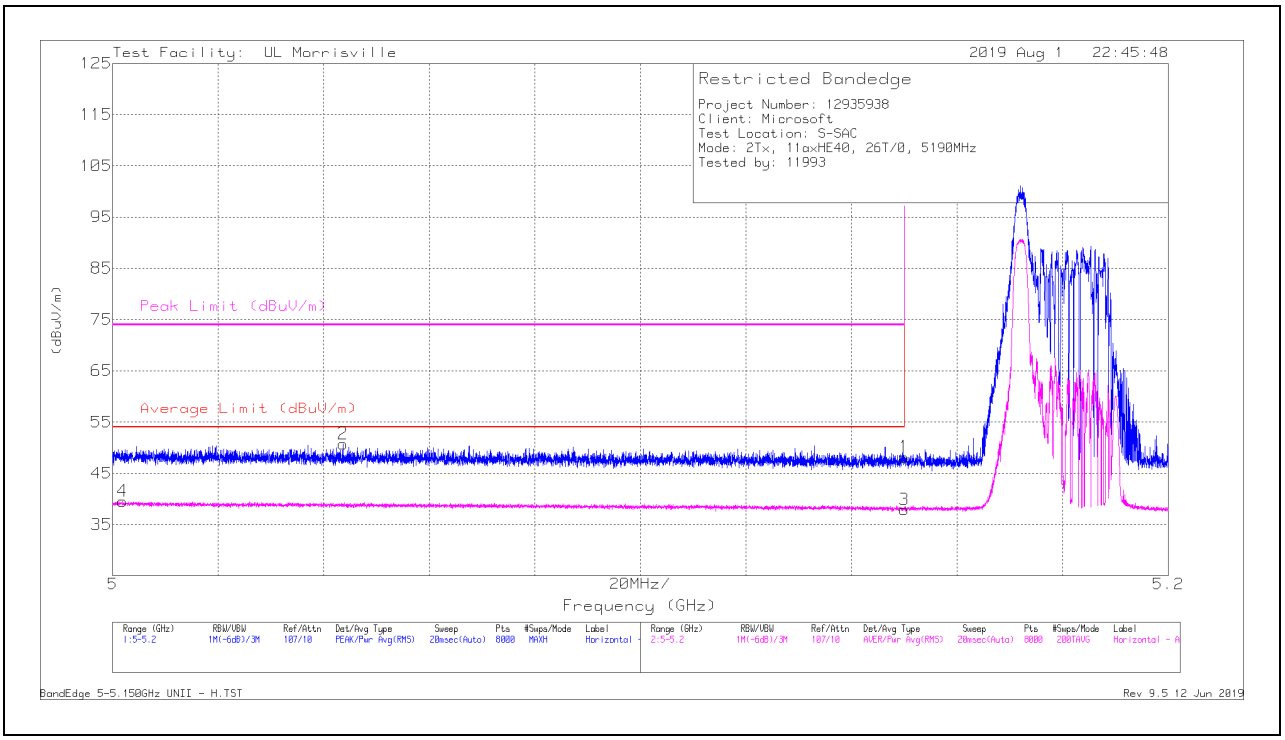

Marker	Frequency (GHz)	Meter Reading (dBuV)	Det	AT0072 (dB/m)	Amp/Cbl/Fltr/Pad (dB)	Corrected Reading (dBuV/m)	Average Limit (dBuV/m)	Margin (dB)	Peak Limit (dBuV/m)	PK Margin (dB)	Azimuth (Degs)	Height (cm)	Polarity
1	* ** 5.14999	36.47	Pk	34.3	-22.6	48.17	-	-	74	-25.83	49	338	H
2	* ** 5.04363	38.96	Pk	34.2	-22.4	50.76	-	-	74	-23.24	49	338	H
3	* ** 5.14999	26.19	RMS	34.3	-22.6	37.89	54	-16.11	-	-	49	338	H
4	* ** 5.00193	27.57	RMS	34.2	-22.2	39.57	54	-14.43	-	-	49	338	H

* - indicates frequency in CFR47 Pt 15 / IC RSS-Restricted Band
** - indicates frequency in Taiwan NCC LP0002 Restricted Band
Pk - Peak detector
RMS - RMS detection

This report shall not be reproduced except in full, without the written approval of UL LLC

VERTICAL RESULT

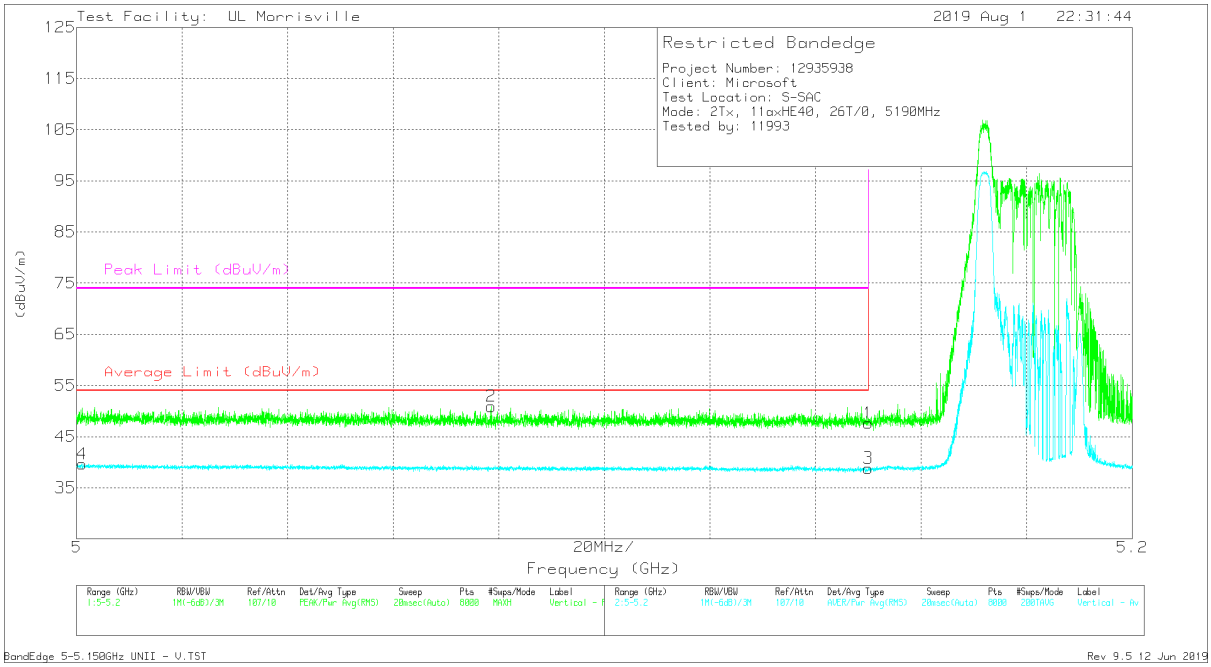

Marker	Frequency (GHz)	Meter Reading (dBuV)	Det	AT0072 (dB/m)	Amp/Cbl/Fltr/Pad (dB)	Corrected Reading (dBuV/m)	Average Limit (dBuV/m)	Margin (dB)	Peak Limit (dBuV/m)	PK Margin (dB)	Azimuth (Degs)	Height (cm)	Polarity
1	* ** 5.14999	35.91	Pk	34.3	-22.6	47.61	-	-	74	-26.39	57	252	V
2	* ** 5.07851	39.21	Pk	34.2	-22.5	50.91	-	-	74	-23.09	57	252	V
3	* ** 5.14999	27.14	RMS	34.3	-22.6	38.84	54	-15.16	-	-	57	252	V
4	* ** 5.00108	27.67	RMS	34.2	-22.2	39.67	54	-14.33	-	-	57	252	V

* - indicates frequency in CFR47 Pt 15 / IC RSS-Restricted Band
** - indicates frequency in Taiwan NCC LP0002 Restricted Band
Pk - Peak detector
RMS - RMS detection

UL LLC
12 Laboratory Dr., RTP, NC 27709; USA
TEL:(919) 549-1400

This report shall not be reproduced except in full, without the written approval of UL LLC

10.1.3. TX ABOVE 1 GHz 802.11ax HE80 MODE IN THE 5.2 GHz BAND

2TX Antenna 1 + Antenna 2 OFDMA MODE – SU MODE

BANDEDGE (LOW CHANNEL)

HORIZONTAL RESULT

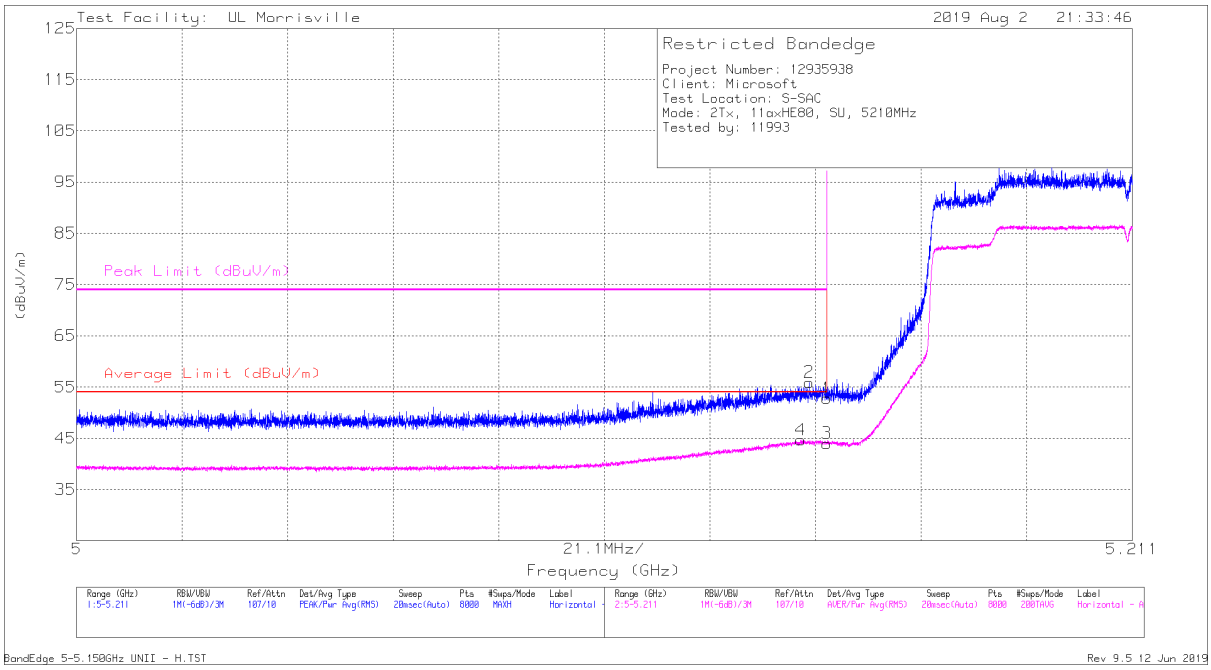

Marker	Frequency (GHz)	Meter Reading (dBuV)	Det	AT0072 (dB/m)	Amp/Cbl/Fltr/Pad (dB)	Corrected Reading (dBuV/m)	Average Limit (dBuV/m)	Margin (dB)	Peak Limit (dBuV/m)	PK Margin (dB)	Azimuth (Degs)	Height (cm)	Polarity
1	* ** 5.14999	41.07	Pk	34.3	-22.6	52.77	-	-	74	-21.23	50	396	H
2	* ** 5.14642	44.22	Pk	34.3	-22.6	55.92	-	-	74	-18.08	50	396	H
3	* ** 5.14999	32.3	RMS	34.3	-22.6	44	54	-10	-	-	50	396	H
4	* ** 5.14474	32.87	RMS	34.3	-22.5	44.67	54	-9.33	-	-	50	396	H

* - indicates frequency in CFR47 Pt 15 / IC RSS-Restricted Band
** - indicates frequency in Taiwan NCC LP0002 Restricted Band
Pk - Peak detector
RMS - RMS detection

This report shall not be reproduced except in full, without the written approval of UL LLC

VERTICAL RESULT

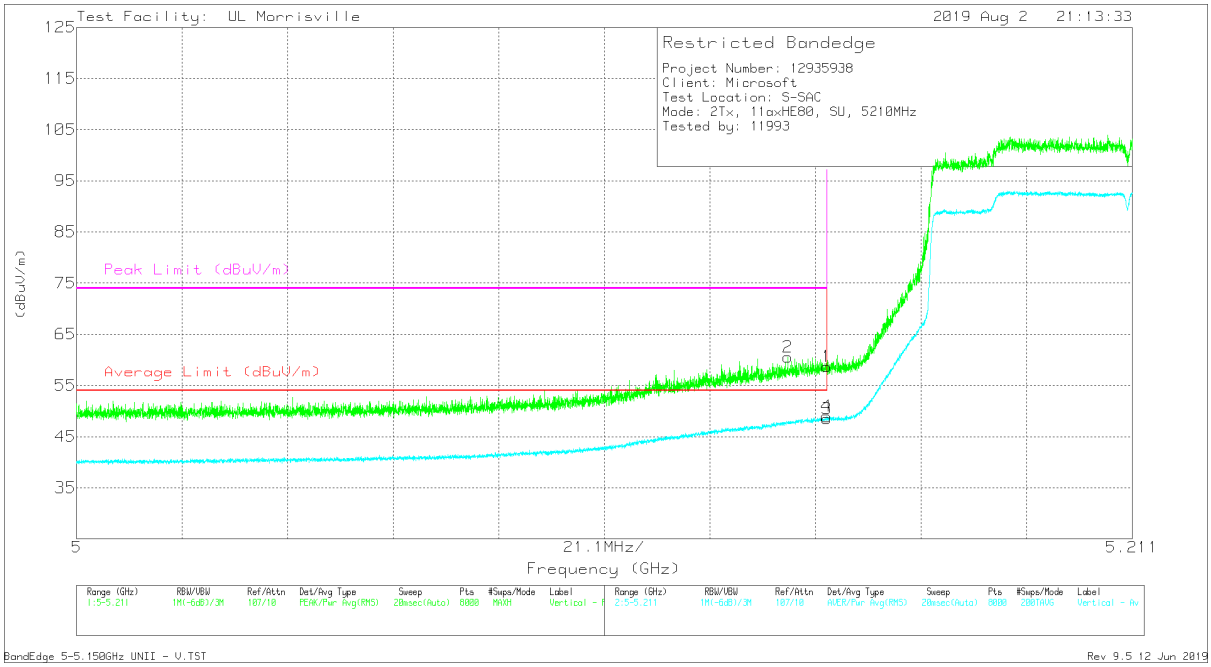

Marker	Frequency (GHz)	Meter Reading (dBuV)	Det	AT0072 (dB/m)	Amp/Cbl/Fltr/Pad (dB)	Corrected Reading (dBuV/m)	Average Limit (dBuV/m)	Margin (dB)	Peak Limit (dBuV/m)	PK Margin (dB)	Azimuth (Degs)	Height (cm)	Polarity
1	* ** 5.14999	47.01	Pk	34.3	-22.6	58.71	-	-	74	-15.29	13	263	V
2	* ** 5.14213	48.74	Pk	34.3	-22.5	60.54	-	-	74	-13.46	13	263	V
3	* ** 5.14999	36.77	RMS	34.3	-22.6	48.47	54	-5.53	-	-	13	263	V
4	* ** 5.14988	37.24	RMS	34.3	-22.6	48.94	54	-5.06	-	-	13	263	V

* - indicates frequency in CFR47 Pt 15 / IC RSS-Restricted Band
** - indicates frequency in Taiwan NCC LP0002 Restricted Band
Pk - Peak detector
RMS - RMS detection

UL LLC
12 Laboratory Dr., RTP, NC 27709; USA
TEL:(919) 549-1400

This report shall not be reproduced except in full, without the written approval of UL LLC

2TX Antenna 1 + Antenna 2 OFDMA MODE – 996-Tones, RU Index 67

BANDEDGE (LOW CHANNEL)

HORIZONTAL RESULT

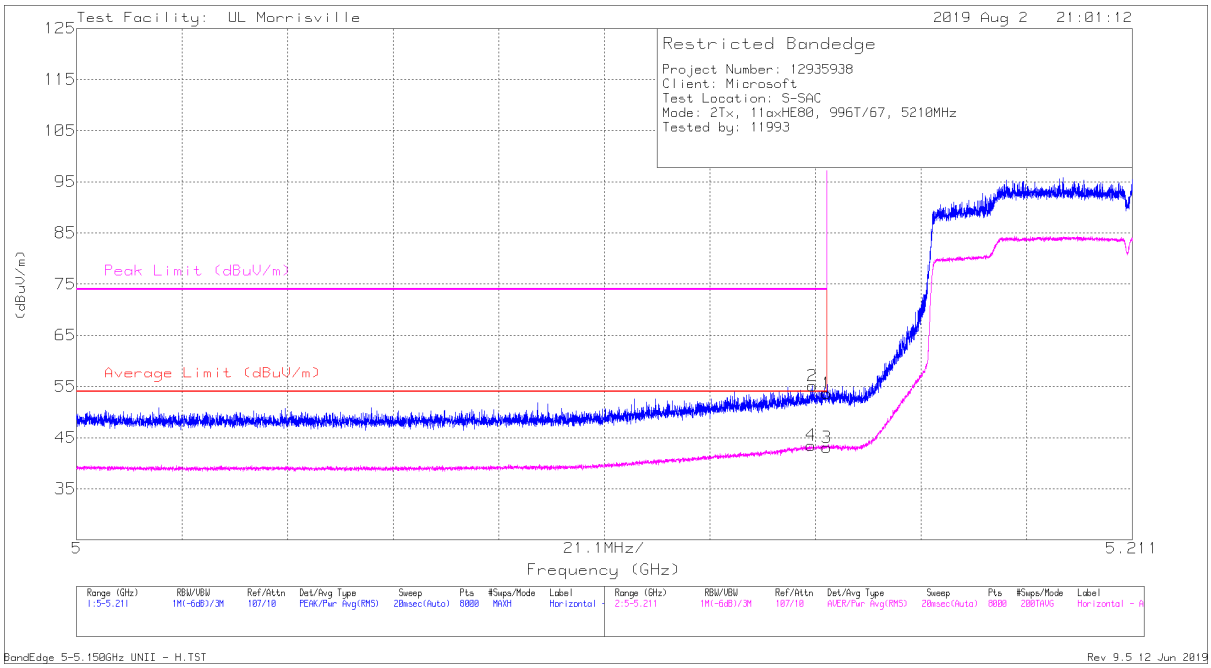

Marker	Frequency (GHz)	Meter Reading (dBuV)	Det	AT0072 (dB/m)	Amp/Cbl/Fltr/Pad (dB)	Corrected Reading (dBuV/m)	Average Limit (dBuV/m)	Margin (dB)	Peak Limit (dBuV/m)	PK Margin (dB)	Azimuth (Degs)	Height (cm)	Polarity
1	* ** 5.14999	41.92	Pk	34.3	-22.6	53.62	-	-	74	-20.38	58	294	H
2	* ** 5.14701	43.41	Pk	34.3	-22.6	55.11	-	-	74	-18.89	58	294	H
3	* ** 5.14999	31.38	RMS	34.3	-22.6	43.08	54	-10.92	-	-	58	294	H
4	* ** 5.14679	31.81	RMS	34.3	-22.6	43.51	54	-10.49	-	-	58	294	H

* - indicates frequency in CFR47 Pt 15 / IC RSS-Restricted Band
** - indicates frequency in Taiwan NCC LP0002 Restricted Band
Pk - Peak detector
RMS - RMS detection

UL LLC
12 Laboratory Dr., RTP, NC 27709; USA TEL:(919) 549-1400
This report shall not be reproduced except in full, without the written approval of UL LLC

VERTICAL RESULT

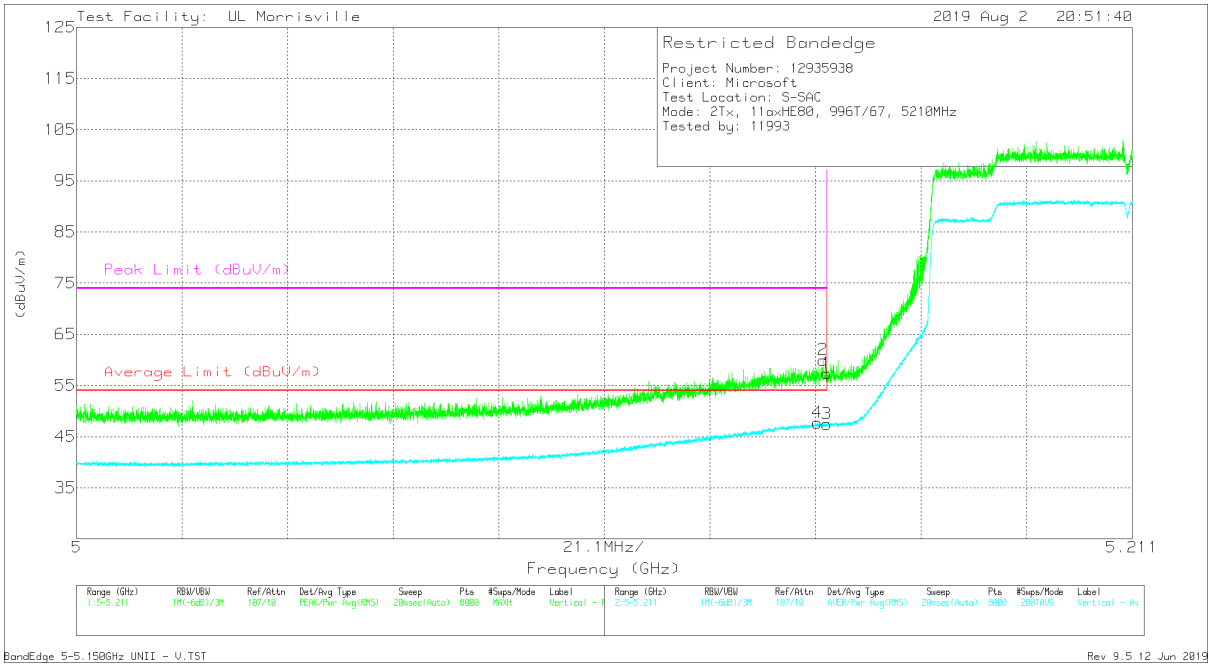

Marker	Frequency (GHz)	Meter Reading (dBuV)	Det	AT0072 (dB/m)	Amp/Cbl/Fltr/Pad (dB)	Corrected Reading (dBuV/m)	Average Limit (dBuV/m)	Margin (dB)	Peak Limit (dBuV/m)	PK Margin (dB)	Azimuth (Degs)	Height (cm)	Polarity
1	* ** 5.14999	45.62	Pk	34.3	-22.6	57.32	-	-	74	-16.68	62	228	V
2	* ** 5.14914	48.29	Pk	34.3	-22.6	59.99	-	-	74	-14.01	62	228	V
3	* ** 5.14999	35.76	RMS	34.3	-22.6	47.46	54	-6.54	-	-	62	228	V
4	* ** 5.14809	36.02	RMS	34.3	-22.6	47.72	54	-6.28	-	-	62	228	V

* - indicates frequency in CFR47 Pt 15 / IC RSS-Restricted Band
** - indicates frequency in Taiwan NCC LP0002 Restricted Band
Pk - Peak detector
RMS - RMS detection

UL LLC
12 Laboratory Dr., RTP, NC 27709; USA
TEL:(919) 549-1400

This report shall not be reproduced except in full, without the written approval of UL LLC

2TX Antenna 1 + Antenna 2 OFDMA MODE – 484-Tones, RU Index 65

BANDEDGE (LOW CHANNEL)

HORIZONTAL RESULT

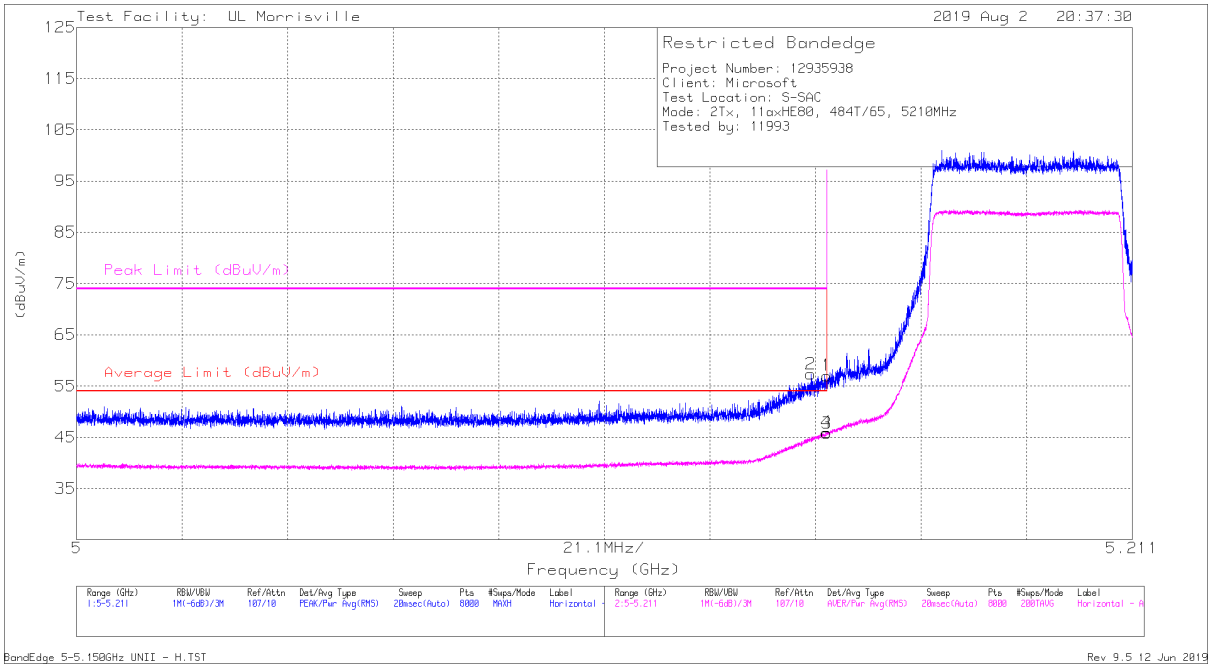

Marker	Frequency (GHz)	Meter Reading (dBuV)	Det	AT0072 (dB/m)	Amp/Cbl/Fltr/Pad (dB)	Corrected Reading (dBuV/m)	Average Limit (dBuV/m)	Margin (dB)	Peak Limit (dBuV/m)	PK Margin (dB)	Azimuth (Degs)	Height (cm)	Polarity
1	* ** 5.14999	45.34	Pk	34.3	-22.6	57.04	-	-	74	-16.96	17	345	H
2	* ** 5.14674	45.67	Pk	34.3	-22.6	57.37	-	-	74	-16.63	17	345	H
3	* ** 5.14999	34.1	RMS	34.3	-22.6	45.8	54	-8.2	-	-	17	345	H
4	* ** 5.14988	34.26	RMS	34.3	-22.6	45.96	54	-8.04	-	-	17	345	H

* - indicates frequency in CFR47 Pt 15 / IC RSS-Restricted Band
** - indicates frequency in Taiwan NCC LP0002 Restricted Band
Pk - Peak detector
RMS - RMS detection

UL LLC
12 Laboratory Dr., RTP, NC 27709; USA TEL:(919) 549-1400
This report shall not be reproduced except in full, without the written approval of UL LLC

VERTICAL RESULT

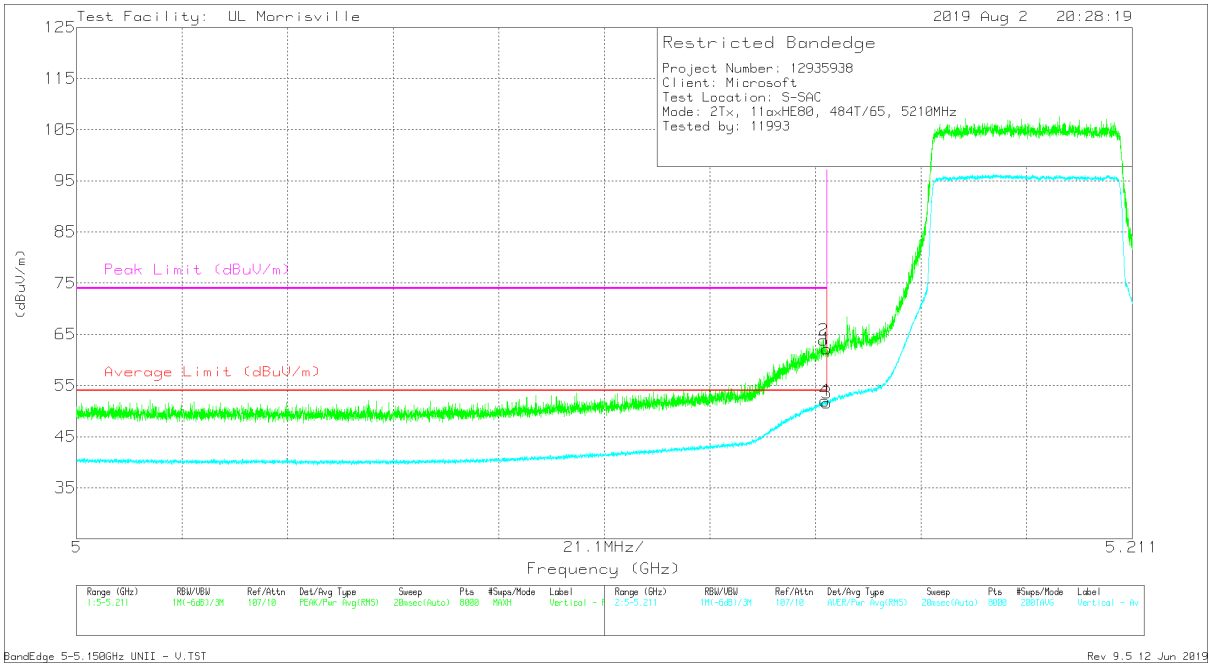

Marker	Frequency (GHz)	Meter Reading (dBuV)	Det	AT0072 (dB/m)	Amp/Cbl/Fltr/Pad (dB)	Corrected Reading (dBuV/m)	Average Limit (dBuV/m)	Margin (dB)	Peak Limit (dBuV/m)	PK Margin (dB)	Azimuth (Degs)	Height (cm)	Polarity
1	* ** 5.14999	50.48	Pk	34.3	-22.6	62.18	-	-	74	-11.82	17	270	V
2	* ** 5.14933	52.18	Pk	34.3	-22.6	63.88	-	-	74	-10.12	17	270	V
3	* ** 5.14999	39.9	RMS	34.3	-22.6	51.6	54	-2.4	-	-	17	270	V
4	* ** 5.14962	40.32	RMS	34.3	-22.6	52.02	54	-1.98	-	-	17	270	V

* - indicates frequency in CFR47 Pt 15 / IC RSS-Restricted Band
** - indicates frequency in Taiwan NCC LP0002 Restricted Band
Pk - Peak detector
RMS - RMS detection

UL LLC
12 Laboratory Dr., RTP, NC 27709; USA
TEL:(919) 549-1400

This report shall not be reproduced except in full, without the written approval of UL LLC

2TX Antenna 1 + Antenna 2 OFDMA MODE – 242-Tones, RU Index 61

BANDEDGE (MID CHANNEL)

HORIZONTAL RESULT

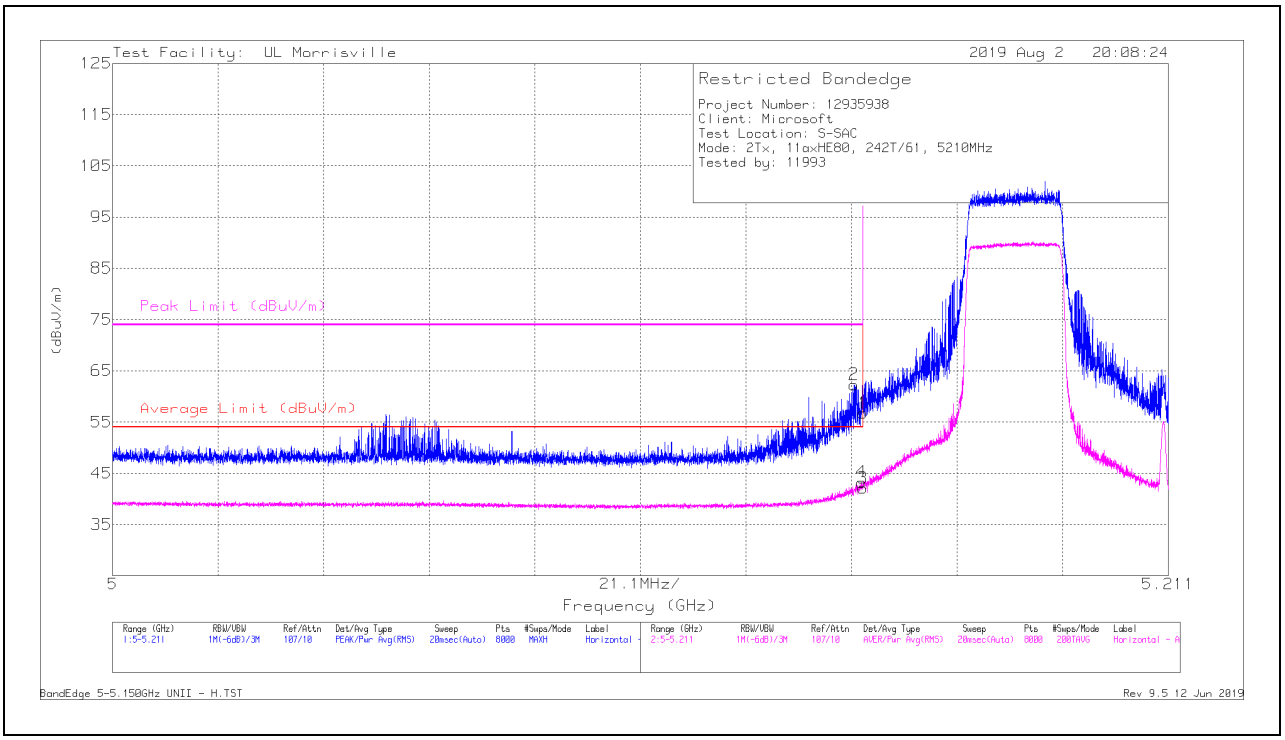

Marker	Frequency (GHz)	Meter Reading (dBuV)	Det	AT0072 (dB/m)	Amp/Cbl/Fltr/Pad (dB)	Corrected Reading (dBuV/m)	Average Limit (dBuV/m)	Margin (dB)	Peak Limit (dBuV/m)	PK Margin (dB)	Azimuth (Degs)	Height (cm)	Polarity
1	* ** 5.14999	45.05	Pk	34.3	-22.6	56.75	-	-	74	-17.25	50	260	H
2	* ** 5.14822	50.62	Pk	34.3	-22.6	62.32	-	-	74	-11.68	50	260	H
3	* ** 5.14999	30.38	RMS	34.3	-22.6	42.08	54	-11.92	-	-	50	260	H
4	* ** 5.1497	31.58	RMS	34.3	-22.6	43.28	54	-10.72	-	-	50	260	H

* - indicates frequency in CFR47 Pt 15 / IC RSS-Restricted Band
** - indicates frequency in Taiwan NCC LP0002 Restricted Band
Pk - Peak detector
RMS - RMS detection

UL LLC
12 Laboratory Dr., RTP, NC 27709; USA TEL:(919) 549-1400
This report shall not be reproduced except in full, without the written approval of UL LLC

VERTICAL RESULT

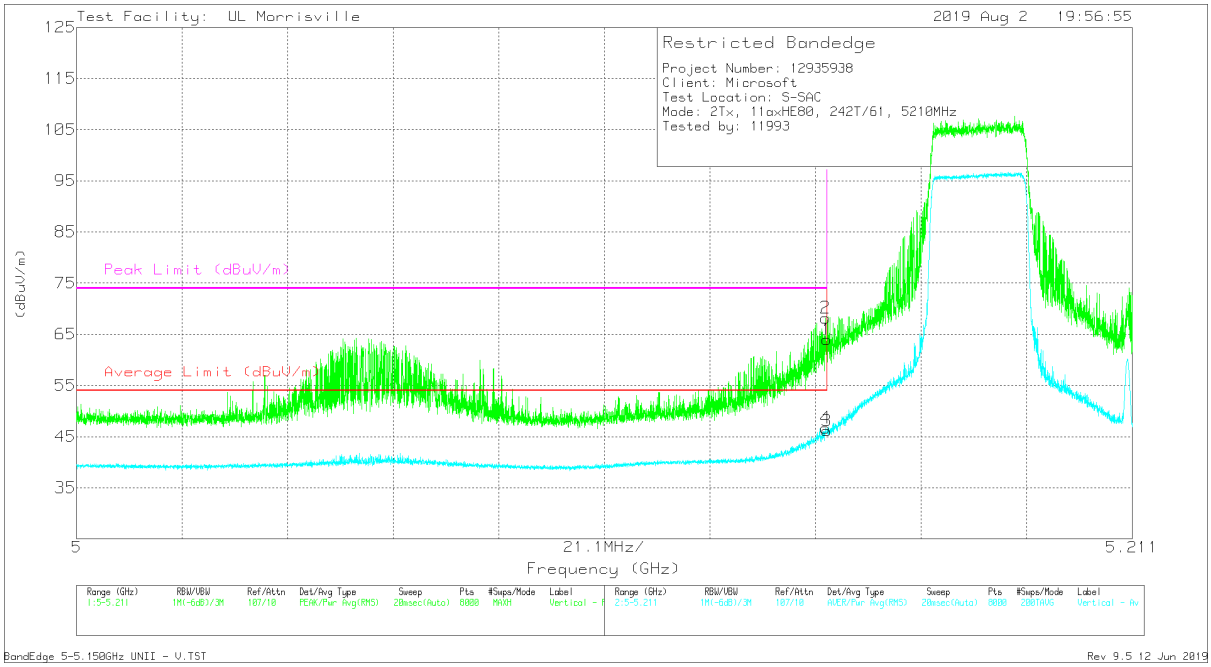

Marker	Frequency (GHz)	Meter Reading (dBuV)	Det	AT0072 (dB/m)	Amp/Cbl/Fltr/Pad (dB)	Corrected Reading (dBuV/m)	Average Limit (dBuV/m)	Margin (dB)	Peak Limit (dBuV/m)	PK Margin (dB)	Azimuth (Degs)	Height (cm)	Polarity
1	* ** 5.14999	52.26	Pk	34.3	-22.6	63.96	-	-	74	-10.04	60	222	V
2	* ** 5.14964	56.52	Pk	34.3	-22.6	68.22	-	-	74	-5.78	60	222	V
3	* ** 5.14999	34.43	RMS	34.3	-22.6	46.13	54	-7.87	-	-	60	222	V
4	* ** 5.14972	35	RMS	34.3	-22.6	46.7	54	-7.3	-	-	60	222	V

* - indicates frequency in CFR47 Pt 15 / IC RSS-Restricted Band
** - indicates frequency in Taiwan NCC LP0002 Restricted Band
Pk - Peak detector
RMS - RMS detection

UL LLC
12 Laboratory Dr., RTP, NC 27709; USA
TEL:(919) 549-1400

This report shall not be reproduced except in full, without the written approval of UL LLC

2TX Antenna 1 + Antenna 2 OFDMA MODE – 106-Tones, RU Index 53

BANDEDGE (LOW CHANNEL)

HORIZONTAL RESULT

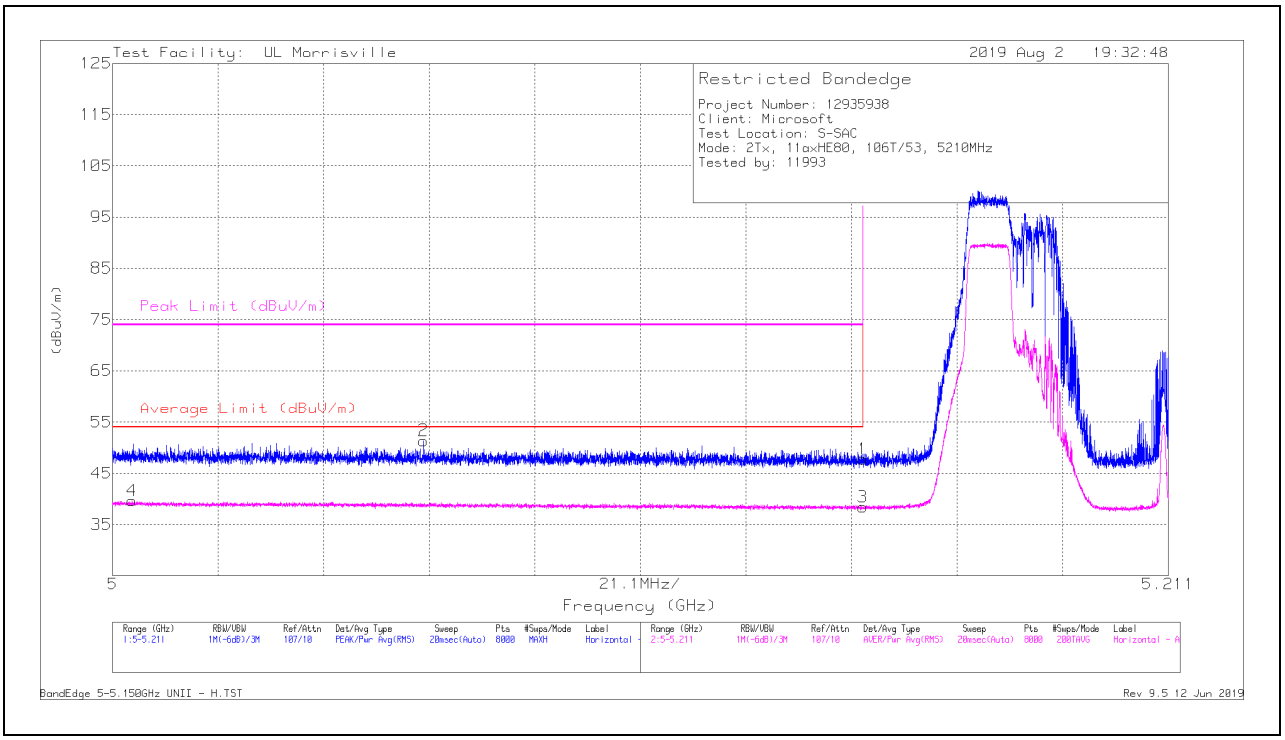

Marker	Frequency (GHz)	Meter Reading (dBuV)	Det	AT0072 (dB/m)	Amp/Cbl/Fltr/Pad (dB)	Corrected Reading (dBuV/m)	Average Limit (dBuV/m)	Margin (dB)	Peak Limit (dBuV/m)	PK Margin (dB)	Azimuth (Degs)	Height (cm)	Polarity
1	* ** 5.14999	36.08	Pk	34.3	-22.6	47.78	-	-	74	-26.22	65	357	H
2	* ** 5.06215	39.68	Pk	34.2	-22.5	51.38	-	-	74	-22.62	65	357	H
3	* ** 5.14999	26.73	RMS	34.3	-22.6	38.43	54	-15.57	-	-	65	357	H
4	* ** 5.00385	27.63	RMS	34.2	-22.2	39.63	54	-14.37	-	-	65	357	H

* - indicates frequency in CFR47 Pt 15 / IC RSS-Restricted Band
** - indicates frequency in Taiwan NCC LP0002 Restricted Band
Pk - Peak detector
RMS - RMS detection

UL LLC
12 Laboratory Dr., RTP, NC 27709; USA TEL:(919) 549-1400
This report shall not be reproduced except in full, without the written approval of UL LLC

VERTICAL RESULT

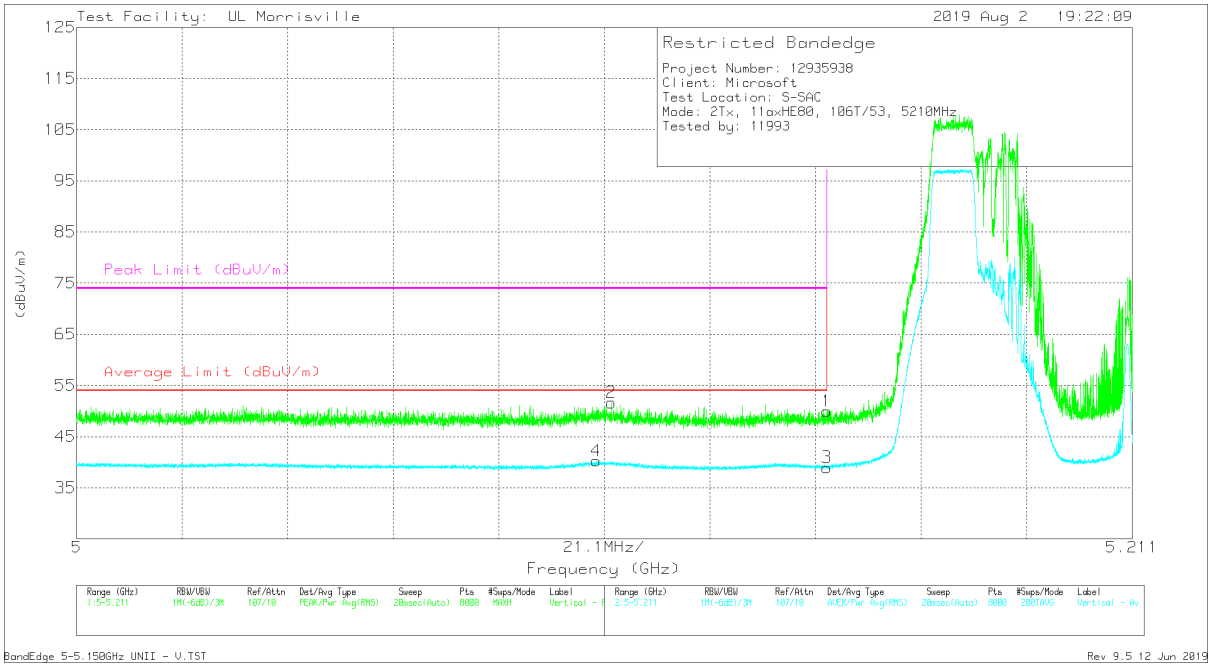

Marker	Frequency (GHz)	Meter Reading (dBuV)	Det	AT0072 (dB/m)	Amp/Cbl/Fltr/Pad (dB)	Corrected Reading (dBuV/m)	Average Limit (dBuV/m)	Margin (dB)	Peak Limit (dBuV/m)	PK Margin (dB)	Azimuth (Degs)	Height (cm)	Polarity
1	* ** 5.14999	38.26	Pk	34.3	-22.6	49.96	-	-	74	-24.04	52	261	V
2	* ** 5.10686	40.04	Pk	34.2	-22.6	51.64	-	-	74	-22.36	52	261	V
3	* ** 5.14999	27.26	RMS	34.3	-22.6	38.96	54	-15.04	-	-	52	261	V
4	* ** 5.1038	28.63	RMS	34.2	-22.6	40.23	54	-13.77	-	-	52	261	V

* - indicates frequency in CFR47 Pt 15 / IC RSS-Restricted Band
** - indicates frequency in Taiwan NCC LP0002 Restricted Band
Pk - Peak detector
RMS - RMS detection

UL LLC
12 Laboratory Dr., RTP, NC 27709; USA
TEL:(919) 549-1400

This report shall not be reproduced except in full, without the written approval of UL LLC

2TX Antenna 1 + Antenna 2 OFDMA MODE – 52-Tones, RU Index 37

BANDEDGE (MID CHANNEL)

HORIZONTAL RESULT

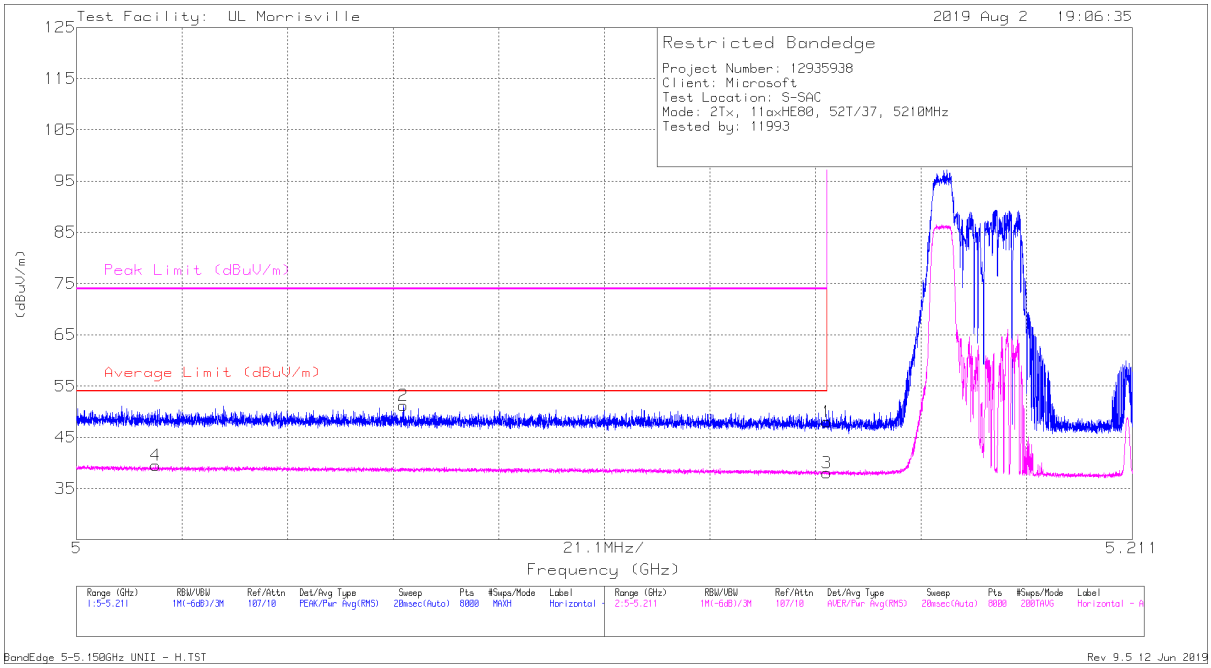

Marker	Frequency (GHz)	Meter Reading (dBuV)	Det	AT0072 (dB/m)	Amp/Cbl/Fltr/Pad (dB)	Corrected Reading (dBuV/m)	Average Limit (dBuV/m)	Margin (dB)	Peak Limit (dBuV/m)	PK Margin (dB)	Azimuth (Degs)	Height (cm)	Polarity
1	* ** 5.14999	36.32	Pk	34.3	-22.6	48.02	-	-	74	-25.98	341	255	H
2	* ** 5.06534	39.48	Pk	34.2	-22.5	51.18	-	-	74	-22.82	341	255	H
3	* ** 5.14999	26.35	RMS	34.3	-22.6	38.05	54	-15.95	-	-	341	255	H
4	* ** 5.01585	27.63	RMS	34.2	-22.3	39.53	54	-14.47	-	-	341	255	H

* - indicates frequency in CFR47 Pt 15 / IC RSS-Restricted Band
** - indicates frequency in Taiwan NCC LP0002 Restricted Band
Pk - Peak detector
RMS - RMS detection

UL LLC
12 Laboratory Dr., RTP, NC 27709; USA TEL:(919) 549-1400
This report shall not be reproduced except in full, without the written approval of UL LLC

VERTICAL RESULT

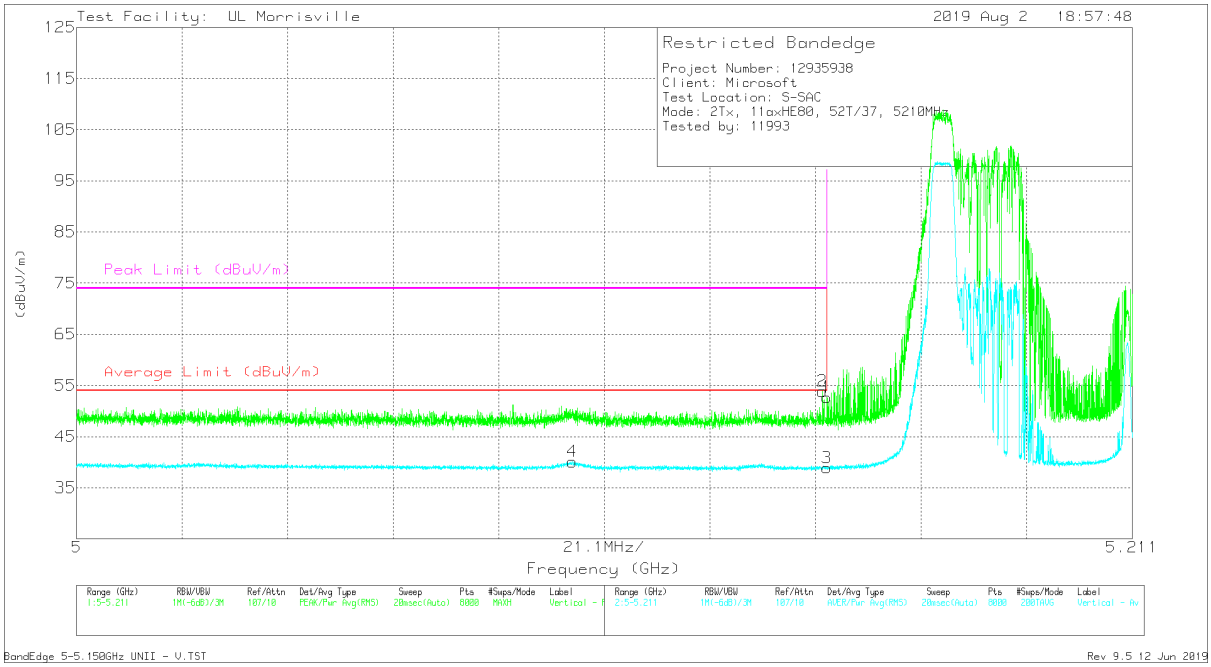

Marker	Frequency (GHz)	Meter Reading (dBuV)	Det	AT0072 (dB/m)	Amp/Cbl/Fltr/Pad (dB)	Corrected Reading (dBuV/m)	Average Limit (dBuV/m)	Margin (dB)	Peak Limit (dBuV/m)	PK Margin (dB)	Azimuth (Degs)	Height (cm)	Polarity
1	* ** 5.14999	41.01	Pk	34.3	-22.6	52.71	-	-	74	-21.29	56	264	V
2	* ** 5.14906	42.16	Pk	34.3	-22.6	53.86	-	-	74	-20.14	56	264	V
3	* ** 5.14999	27.2	RMS	34.3	-22.6	38.9	54	-15.1	-	-	56	264	V
4	* ** 5.09905	28.49	RMS	34.2	-22.6	40.09	54	-13.91	-	-	56	264	V

* - indicates frequency in CFR47 Pt 15 / IC RSS-Restricted Band
** - indicates frequency in Taiwan NCC LP0002 Restricted Band
Pk - Peak detector
RMS - RMS detection

UL LLC
12 Laboratory Dr., RTP, NC 27709; USA
TEL:(919) 549-1400

This report shall not be reproduced except in full, without the written approval of UL LLC

2TX Antenna 1 + Antenna 2 OFDMA MODE – 26-Tones, RU Index 0

BANDEDGE (MID CHANNEL)

HORIZONTAL RESULT

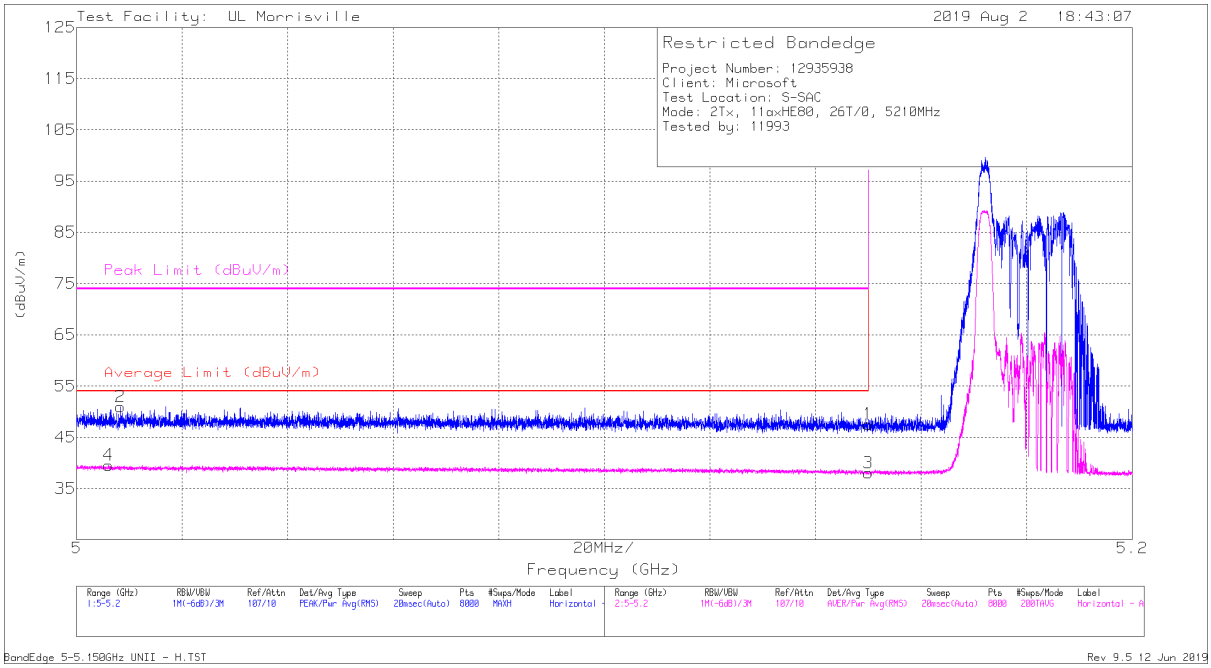

Marker	Frequency (GHz)	Meter Reading (dBuV)	Det	AT0072 (dB/m)	Amp/Cbl/Fltr/Pad (dB)	Corrected Reading (dBuV/m)	Average Limit (dBuV/m)	Margin (dB)	Peak Limit (dBuV/m)	PK Margin (dB)	Azimuth (Degs)	Height (cm)	Polarity
1	* ** 5.14999	35.86	Pk	34.3	-22.6	47.56	-	-	74	-26.44	56	391	H
2	* ** 5.00833	38.96	Pk	34.2	-22.2	50.96	-	-	74	-23.04	56	391	H
3	* ** 5.14999	26.37	RMS	34.3	-22.6	38.07	54	-15.93	-	-	56	391	H
4	* ** 5.006	27.56	RMS	34.2	-22.2	39.56	54	-14.44	-	-	56	391	H

* - indicates frequency in CFR47 Pt 15 / IC RSS-Restricted Band
** - indicates frequency in Taiwan NCC LP0002 Restricted Band
Pk - Peak detector
RMS - RMS detection

UL LLC
12 Laboratory Dr., RTP, NC 27709; USA TEL:(919) 549-1400
This report shall not be reproduced except in full, without the written approval of UL LLC

VERTICAL RESULT

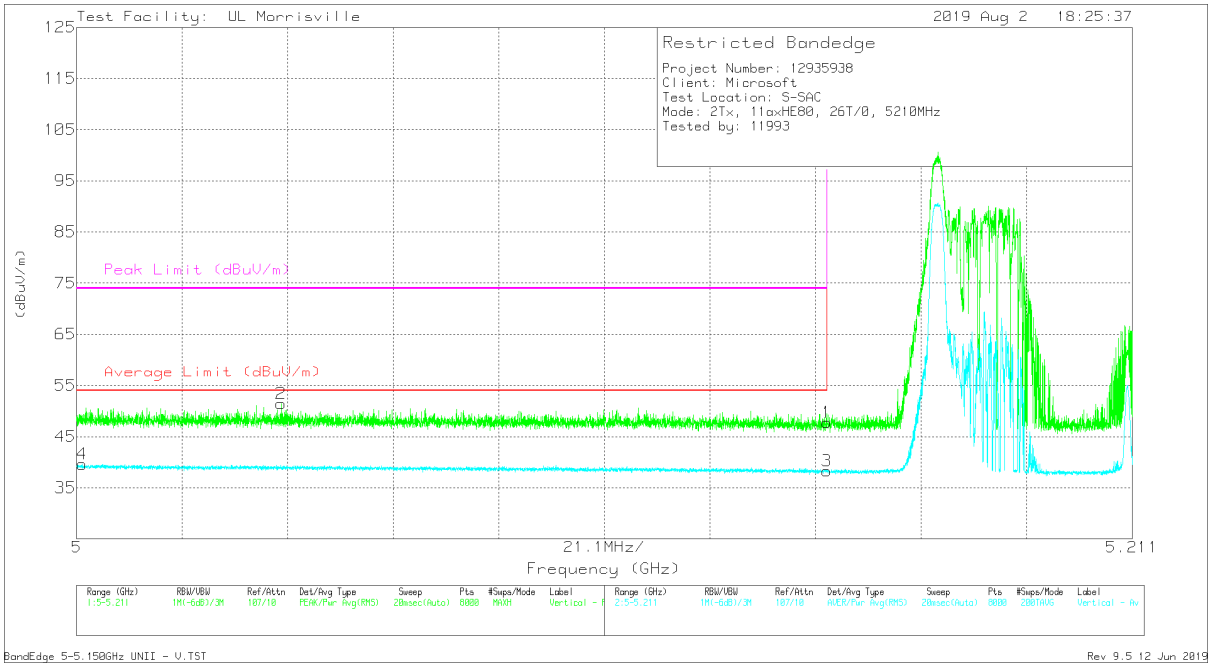

Marker	Frequency (GHz)	Meter Reading (dBuV)	Det	AT0072 (dB/m)	Amp/Cbl/Fltr/Pad (dB)	Corrected Reading (dBuV/m)	Average Limit (dBuV/m)	Margin (dB)	Peak Limit (dBuV/m)	PK Margin (dB)	Azimuth (Degs)	Height (cm)	Polarity
1	* ** 5.14999	36.09	Pk	34.3	-22.6	47.79	-	-	74	-26.21	342	276	V
2	* ** 5.04086	39.61	Pk	34.2	-22.4	51.41	-	-	74	-22.59	342	276	V
3	* ** 5.14999	26.61	RMS	34.3	-22.6	38.31	54	-15.69	-	-	342	276	V
4	* ** 5.00106	27.6	RMS	34.2	-22.2	39.6	54	-14.4	-	-	342	276	V

* - indicates frequency in CFR47 Pt 15 / IC RSS-Restricted Band
** - indicates frequency in Taiwan NCC LP0002 Restricted Band
Pk - Peak detector
RMS - RMS detection

UL LLC
12 Laboratory Dr., RTP, NC 27709; USA TEL:(919) 549-1400
This report shall not be reproduced except in full, without the written approval of UL LLC

10.1.4. TX ABOVE 1 GHz 802.11ax HE20 MODE IN THE 5.3 GHz BAND

2TX Antenna 1 + Antenna 2 OFDMA MODE – SU MODE

BANDEDGE (HIGH CHANNEL)

HORIZONTAL RESULT

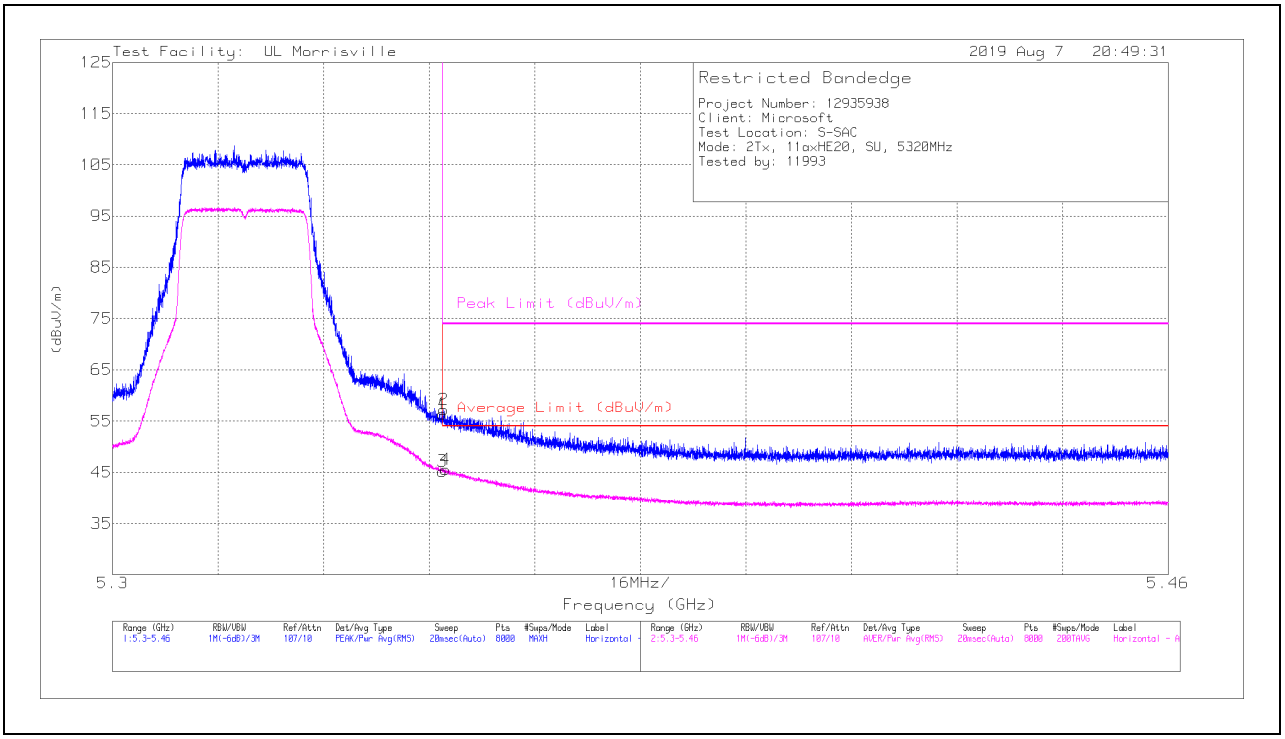

Marker	Frequency (GHz)	Meter Reading (dBuV)	Det	AT0072 (dB/m)	Amp/Cbl/Fltr/Pad (dB)	Corrected Reading (dBuV/m)	Average Limit (dBuV/m)	Margin (dB)	Peak Limit (dBuV/m)	PK Margin (dB)	Azimuth (Degs)	Height (cm)	Polarity
1	* ** 5.35001	45.2	Pk	34.4	-23.2	56.4	-	-	74	-17.6	25	349	H
2	* ** 5.35021	46.03	Pk	34.4	-23.2	57.23	-	-	74	-16.77	25	349	H
3	* ** 5.35001	34.03	RMS	34.4	-23.2	45.23	54	-8.77	-	-	25	349	H
4	* ** 5.35043	34.37	RMS	34.4	-23.2	45.57	54	-8.43	-	-	25	349	H

* - indicates frequency in CFR47 Pt 15 / IC RSS-Restricted Band
** - indicates frequency in Taiwan NCC LP0002 Restricted Band
Pk - Peak detector
RMS - RMS detection

UL LLC
12 Laboratory Dr., RTP, NC 27709; USA TEL:(919) 549-1400
This report shall not be reproduced except in full, without the written approval of UL LLC

VERTICAL RESULT

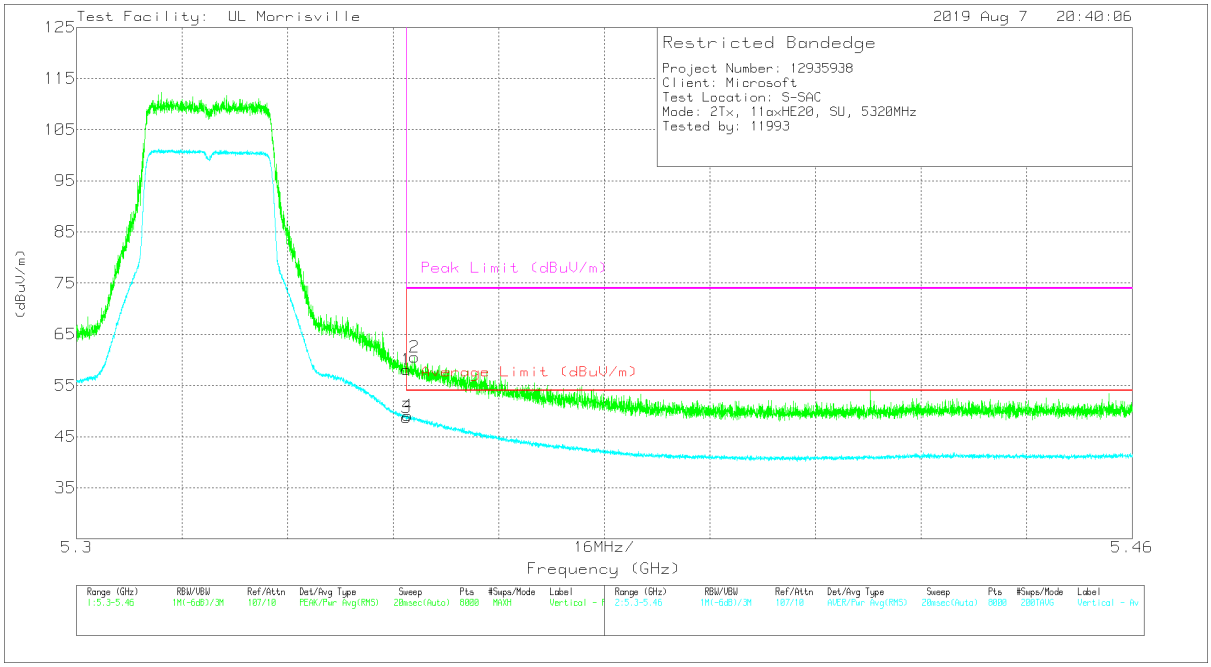

Marker	Frequency (GHz)	Meter Reading (dBuV)	Det	AT0072 (dB/m)	Amp/Cbl/Fltr/Pad (dB)	Corrected Reading (dBuV/m)	Average Limit (dBuV/m)	Margin (dB)	Peak Limit (dBuV/m)	PK Margin (dB)	Azimuth (Degs)	Height (cm)	Polarity
1	* ** 5.35001	46.89	Pk	34.4	-23.2	58.09	-	-	74	-15.91	42	271	V
2	* ** 5.35125	49.37	Pk	34.4	-23.2	60.57	-	-	74	-13.43	42	271	V
3	* ** 5.35001	37.54	RMS	34.4	-23.2	48.74	54	-5.26	-	-	42	271	V
4	* ** 5.35015	37.9	RMS	34.4	-23.2	49.1	54	-4.9	-	-	42	271	V

* - indicates frequency in CFR47 Pt 15 / IC RSS-Restricted Band
** - indicates frequency in Taiwan NCC LP0002 Restricted Band
Pk - Peak detector
RMS - RMS detection

UL LLC
12 Laboratory Dr., RTP, NC 27709; USA
TEL:(919) 549-1400

This report shall not be reproduced except in full, without the written approval of UL LLC

2TX Antenna 1 + Antenna 2 OFDMA MODE – 242-Tones, RU Index 61

BANDEDGE (HIGH CHANNEL)

HORIZONTAL RESULT

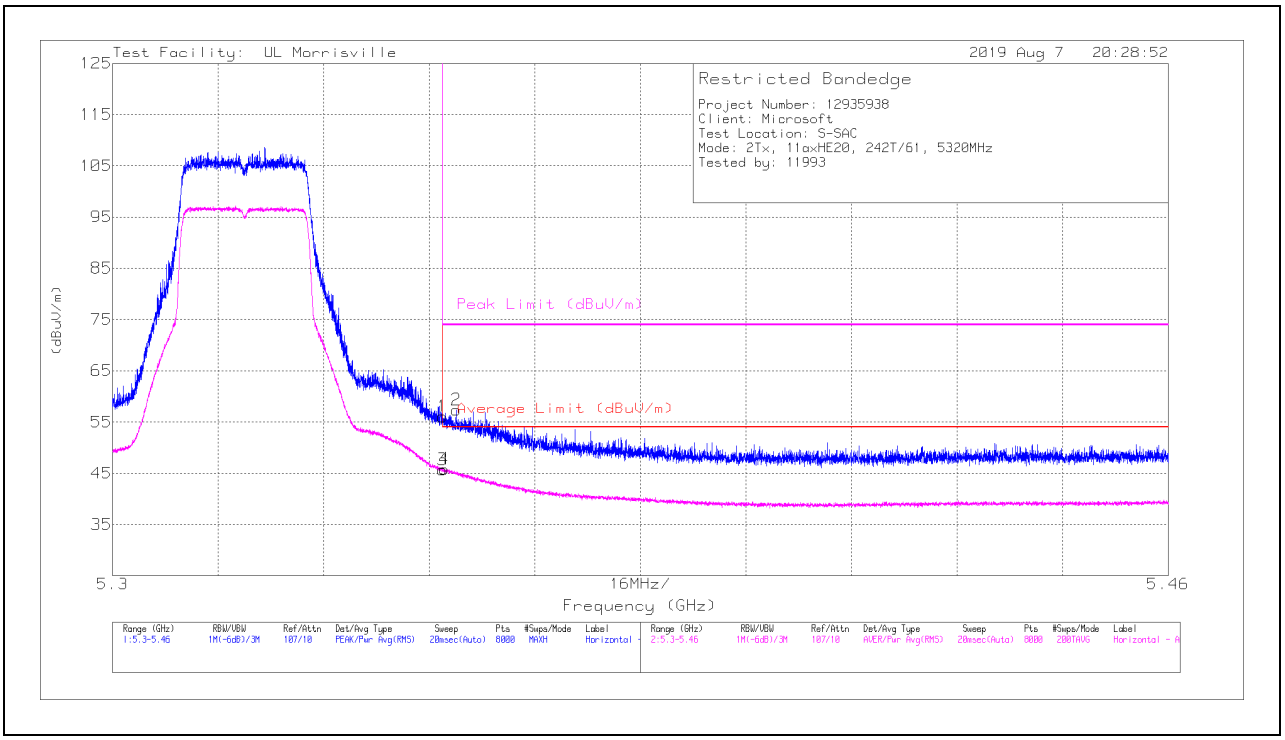

Marker	Frequency (GHz)	Meter Reading (dBuV)	Det	AT0072 (dB/m)	Amp/Cbl/Fltr/Pad (dB)	Corrected Reading (dBuV/m)	Average Limit (dBuV/m)	Margin (dB)	Peak Limit (dBuV/m)	PK Margin (dB)	Azimuth (Degs)	Height (cm)	Polarity
1	* ** 5.35001	44.87	Pk	34.4	-23.2	56.07	-	-	74	-17.93	23	371	H
2	* ** 5.35207	46.18	Pk	34.4	-23.2	57.38	-	-	74	-16.62	23	371	H
3	* ** 5.35001	34.52	RMS	34.4	-23.2	45.72	54	-8.28	-	-	23	371	H
4	* ** 5.35029	34.63	RMS	34.4	-23.2	45.83	54	-8.17	-	-	23	371	H

* - indicates frequency in CFR47 Pt 15 / IC RSS-Restricted Band
** - indicates frequency in Taiwan NCC LP0002 Restricted Band
Pk - Peak detector
RMS - RMS detection

UL LLC
12 Laboratory Dr., RTP, NC 27709; USA TEL:(919) 549-1400
This report shall not be reproduced except in full, without the written approval of UL LLC

VERTICAL RESULT

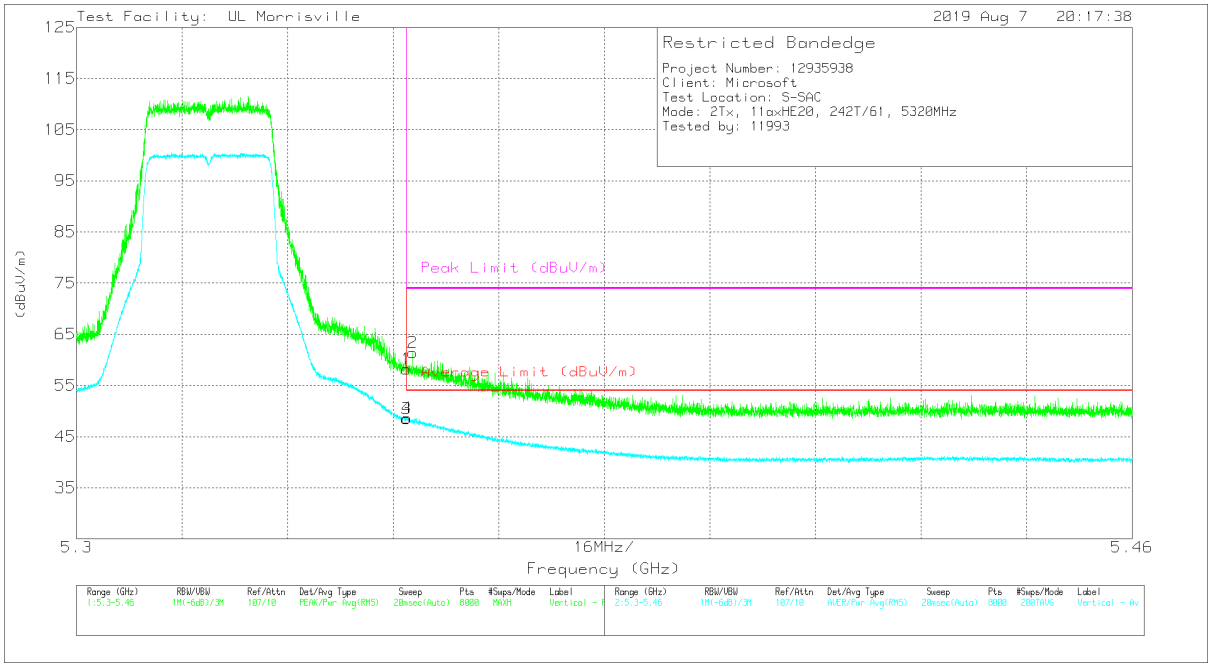

Marker	Frequency (GHz)	Meter Reading (dBuV)	Det	AT0072 (dB/m)	Amp/Cbl/Fltr/Pad (dB)	Corrected Reading (dBuV/m)	Average Limit (dBuV/m)	Margin (dB)	Peak Limit (dBuV/m)	PK Margin (dB)	Azimuth (Degs)	Height (cm)	Polarity
1	* ** 5.35001	47.02	Pk	34.4	-23.2	58.22	-	-	74	-15.78	5	277	V
2	* ** 5.35093	50.22	Pk	34.4	-23.2	61.42	-	-	74	-12.58	5	277	V
3	* ** 5.35001	37.29	RMS	34.4	-23.2	48.49	54	-5.51	-	-	5	277	V
4	* ** 5.35009	37.43	RMS	34.4	-23.2	48.63	54	-5.37	-	-	5	277	V

* - indicates frequency in CFR47 Pt 15 / IC RSS-Restricted Band
** - indicates frequency in Taiwan NCC LP0002 Restricted Band
Pk - Peak detector
RMS - RMS detection

UL LLC
12 Laboratory Dr., RTP, NC 27709; USA
TEL:(919) 549-1400

This report shall not be reproduced except in full, without the written approval of UL LLC

2TX Antenna 1 + Antenna 2 OFDMA MODE – 106-Tones, RU Index 54

BANDEDGE (HIGH CHANNEL)

HORIZONTAL RESULT

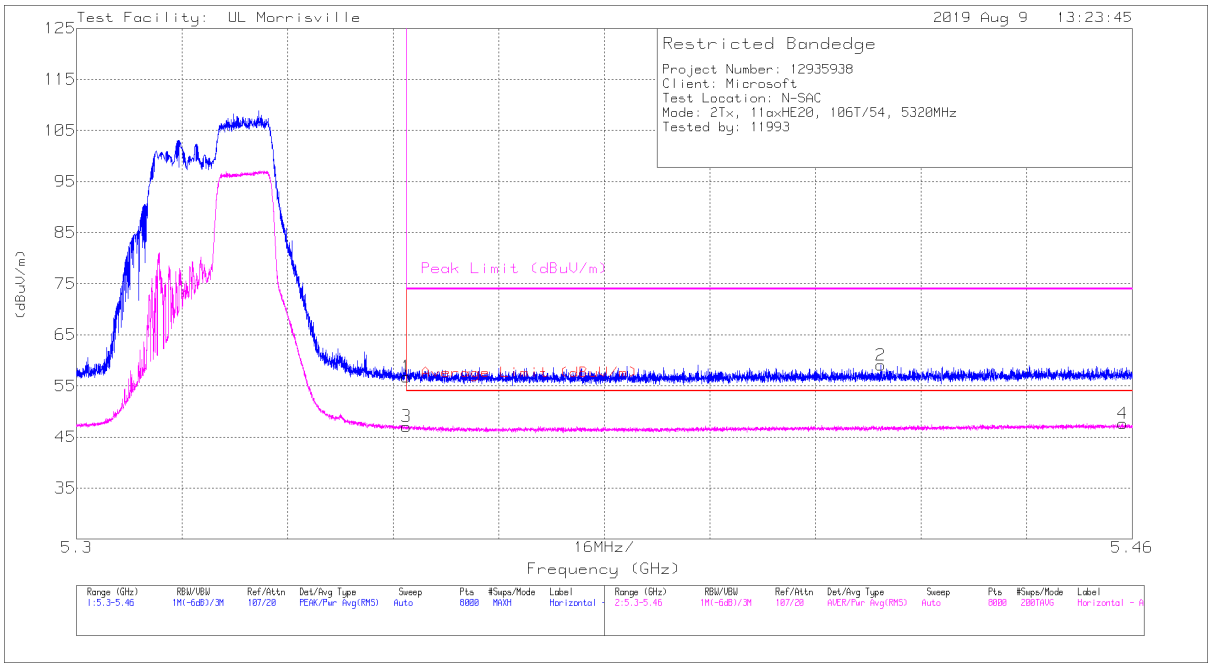

Marker	Frequency (GHz)	Meter Reading (dBuV)	Det	AT0067 AF (dBuV/m)	Amp/Cbl/Fltr/Pad (dB)	Corrected Reading (dBuV/m)	Average Limit (dBuV/m)	Margin (dB)	Peak Limit (dBuV/m)	PK Margin (dB)	Azimuth (Degs)	Height (cm)	Polarity
1	* ** 5.35001	45.38	Pk	34.4	-23	56.78	-	-	74	-17.22	208	176	H
2	* ** 5.4219	47.65	Pk	34.4	-23	59.05	-	-	74	-14.95	208	176	H
3	* ** 5.35001	35.66	RMS	34.4	-23	47.06	54	-6.94	-	-	208	176	H
4	* ** 5.45854	36.21	RMS	34.4	-23	47.61	54	-6.39	-	-	208	176	H

* - indicates frequency in CFR47 Pt 15 / IC RSS-Restricted Band
** - indicates frequency in Taiwan NCC LP0002 Restricted Band
Pk - Peak detector
RMS - RMS detection

UL LLC
12 Laboratory Dr., RTP, NC 27709; USA TEL:(919) 549-1400
This report shall not be reproduced except in full, without the written approval of UL LLC

VERTICAL RESULT

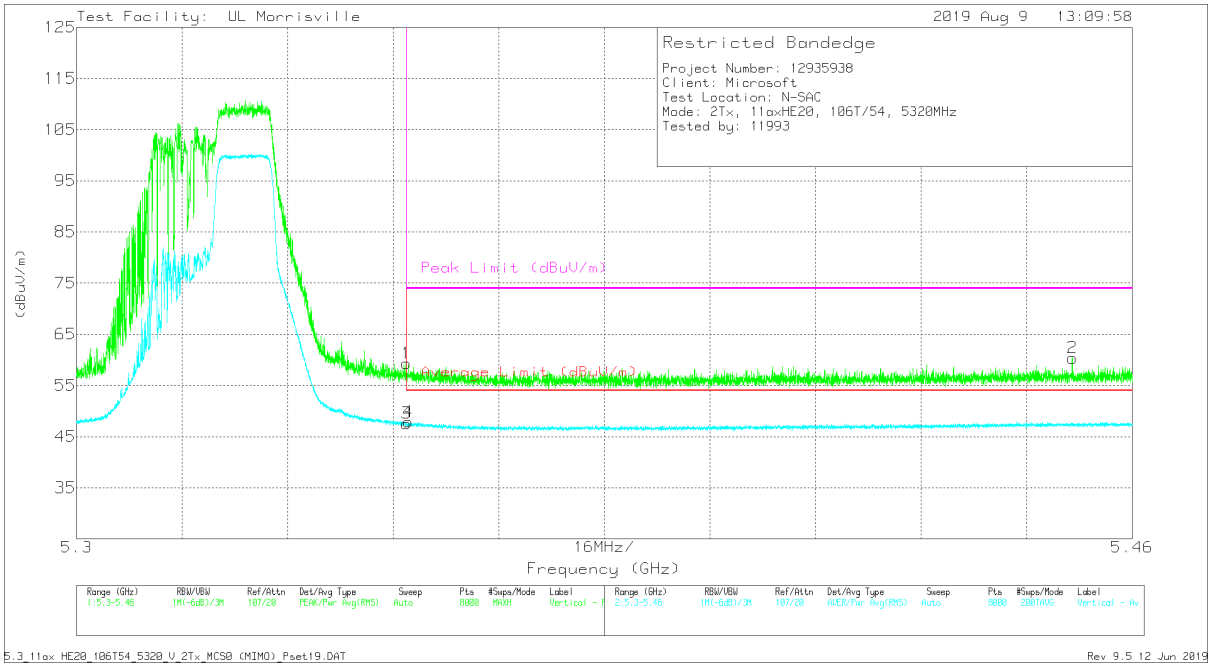

Marker	Frequency (GHz)	Meter Reading (dBuV)	Det	AT0067 AF (dBuV/m)	Amp/Cbl/Fltr/Pad (dB)	Corrected Reading (dBuV/m)	Average Limit (dBuV/m)	Margin (dB)	Peak Limit (dBuV/m)	PK Margin (dB)	Azimuth (Degs)	Height (cm)	Polarity
1	* ** 5.35001	47.91	Pk	34.4	-23	59.31	-	-	74	-14.69	14	291	V
2	* ** 5.4509	48.87	Pk	34.4	-22.9	60.37	-	-	74	-13.63	14	291	V
3	* ** 5.35001	36.18	RMS	34.4	-23	47.58	54	-6.42	-	-	14	291	V
4	* ** 5.35025	36.51	RMS	34.4	-23	47.91	54	-6.09	-	-	14	291	V

* - indicates frequency in CFR47 Pt 15 / IC RSS-Restricted Band
** - indicates frequency in Taiwan NCC LP0002 Restricted Band
Pk - Peak detector
RMS - RMS detection

UL LLC
12 Laboratory Dr., RTP, NC 27709; USA
TEL:(919) 549-1400

This report shall not be reproduced except in full, without the written approval of UL LLC

2TX Antenna 1 + Antenna 2 OFDMA MODE – 52-Tones, RU Index 40

BANDEDGE (HIGH CHANNEL)

HORIZONTAL RESULT

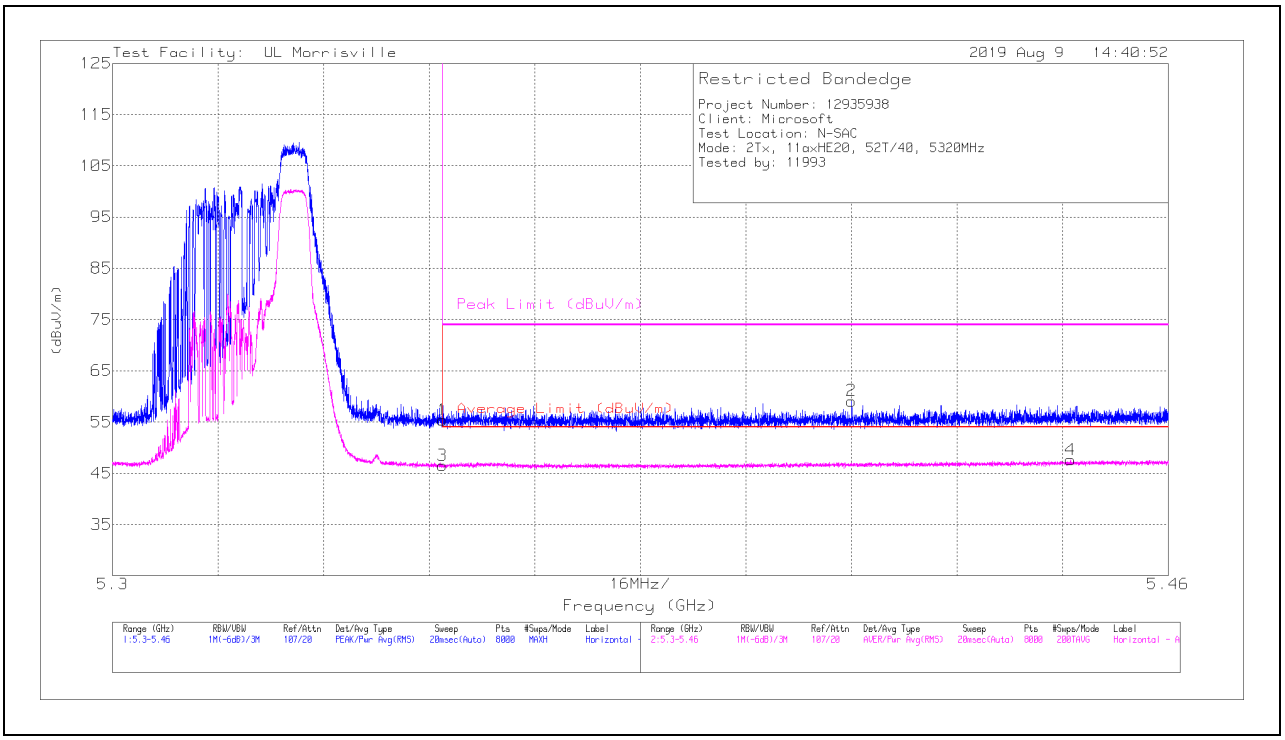

Marker	Frequency (GHz)	Meter Reading (dBuV)	Det	AT0067 AF (dBuV/m)	Amp/Cbl/Fltr/Pad (dB)	Corrected Reading (dBuV/m)	Average Limit (dBuV/m)	Margin (dB)	Peak Limit (dBuV/m)	PK Margin (dB)	Azimuth (Degs)	Height (cm)	Polarity
1	* ** 5.35001	43.98	Pk	34.4	-23	55.38	-	-	74	-18.62	258	196	H
2	* ** 5.41202	47.63	Pk	34.4	-22.9	59.13	-	-	74	-14.87	258	196	H
3	* ** 5.35001	35.15	RMS	34.4	-23	46.55	54	-7.45	-	-	258	196	H
4	* ** 5.44518	36.1	RMS	34.4	-22.9	47.6	54	-6.4	-	-	258	196	H

* - indicates frequency in CFR47 Pt 15 / IC RSS-Restricted Band
** - indicates frequency in Taiwan NCC LP0002 Restricted Band
Pk - Peak detector
RMS - RMS detection

UL LLC
12 Laboratory Dr., RTP, NC 27709; USA TEL:(919) 549-1400
This report shall not be reproduced except in full, without the written approval of UL LLC

VERTICAL RESULT

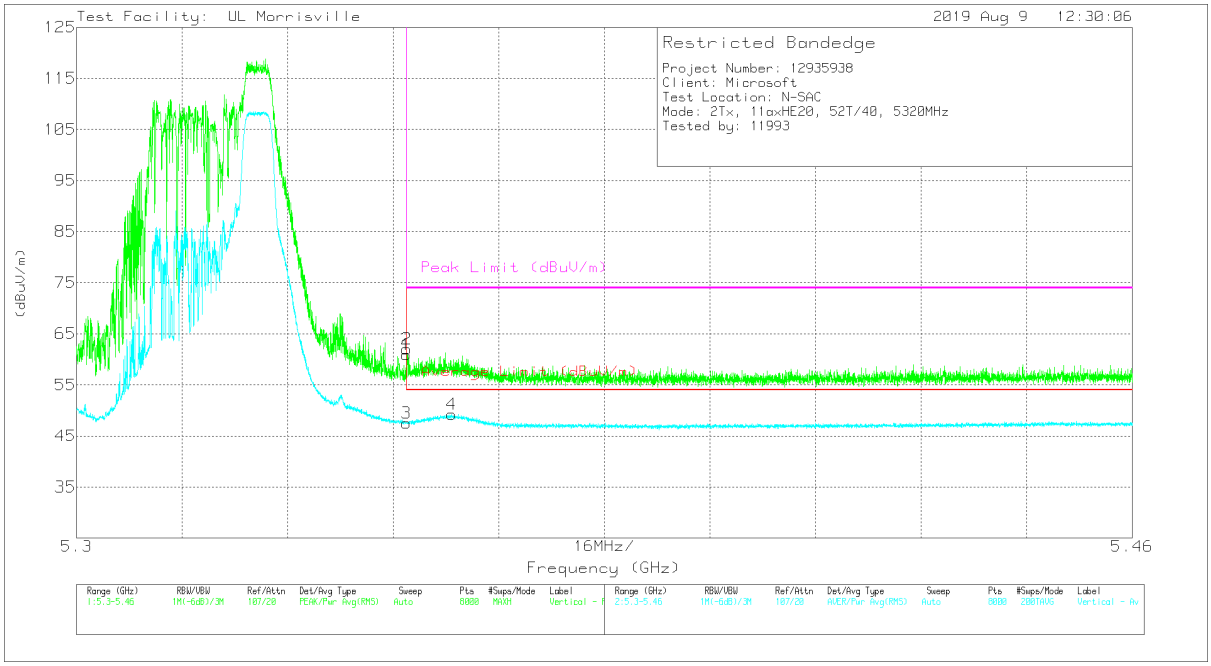

Marker	Frequency (GHz)	Meter Reading (dBuV)	Det	AT0067 AF (dBuV/m)	Amp/Cbl/Fltr/Pad (dB)	Corrected Reading (dBuV/m)	Average Limit (dBuV/m)	Margin (dB)	Peak Limit (dBuV/m)	PK Margin (dB)	Azimuth (Degs)	Height (cm)	Polarity
1	* ** 5.35001	49.48	Pk	34.4	-23	60.88	-	-	74	-13.12	295	220	V
2	* ** 5.35003	50.62	Pk	34.4	-23	62.02	-	-	74	-11.98	295	220	V
3	* ** 5.35001	36.1	RMS	34.4	-23	47.5	54	-6.5	-	-	295	220	V
4	* ** 5.35685	37.94	RMS	34.4	-23.1	49.24	54	-4.76	-	-	295	220	V

* - indicates frequency in CFR47 Pt 15 / IC RSS-Restricted Band
** - indicates frequency in Taiwan NCC LP0002 Restricted Band
Pk - Peak detector
RMS - RMS detection

UL LLC
12 Laboratory Dr., RTP, NC 27709; USA
TEL:(919) 549-1400

This report shall not be reproduced except in full, without the written approval of UL LLC

2TX Antenna 1 + Antenna 2 OFDMA MODE – 26-Tones, RU Index 8

BANDEDGE (HIGH CHANNEL)

HORIZONTAL RESULT

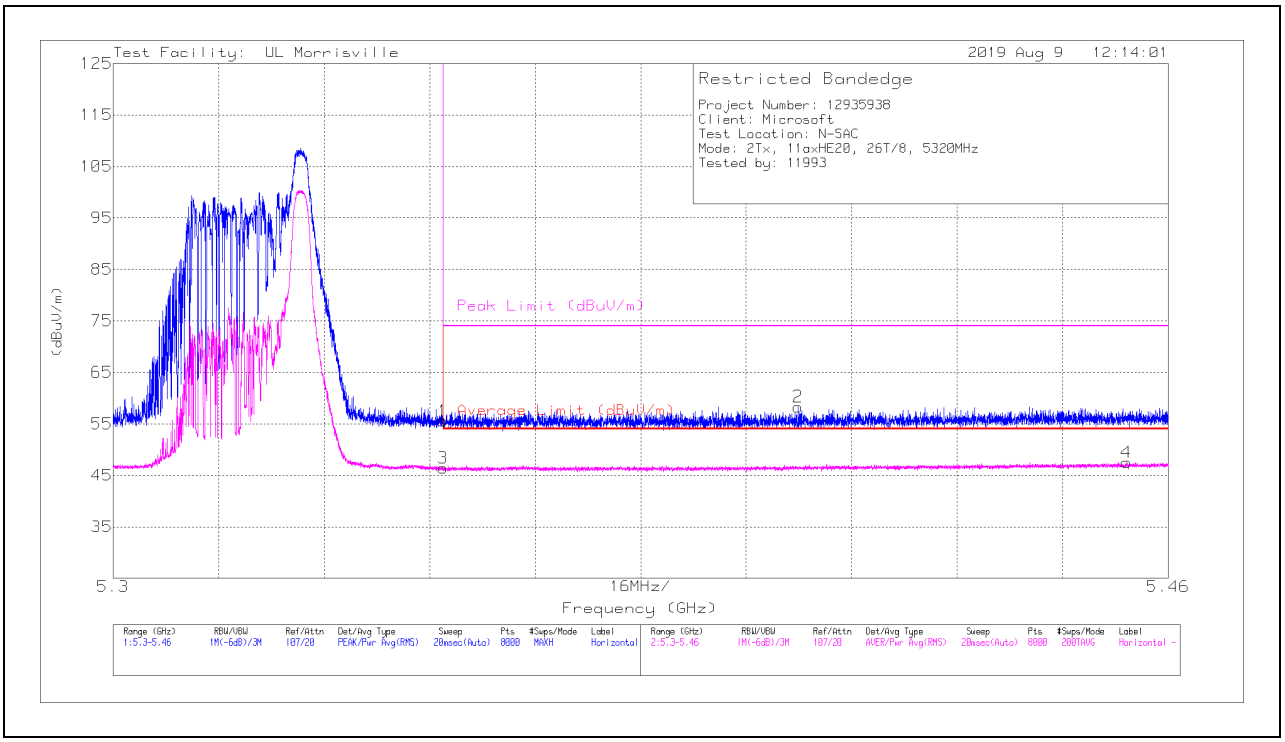

Marker	Frequency (GHz)	Meter Reading (dBuV)	Det	AT0067 AF (dBuV/m)	Amp/Cbl/Fltr/Pad (dB)	Corrected Reading (dBuV/m)	Average Limit (dBuV/m)	Margin (dB)	Peak Limit (dBuV/m)	PK Margin (dB)	Azimuth (Degs)	Height (cm)	Polarity
1	* ** 5.35001	44.17	Pk	34.4	-23	55.57	-	-	74	-18.43	58	240	H
2	* ** 5.4039	46.89	Pk	34.4	-23	58.29	-	-	74	-15.71	58	240	H
3	* ** 5.35001	35.02	RMS	34.4	-23	46.42	54	-7.58	-	-	58	240	H
4	* ** 5.45366	36.12	RMS	34.4	-23	47.52	54	-6.48	-	-	58	240	H

* - indicates frequency in CFR47 Pt 15 / IC RSS-Restricted Band
** - indicates frequency in Taiwan NCC LP0002 Restricted Band
Pk - Peak detector
RMS - RMS detection

UL LLC
12 Laboratory Dr., RTP, NC 27709; USA TEL:(919) 549-1400
This report shall not be reproduced except in full, without the written approval of UL LLC

VERTICAL RESULT

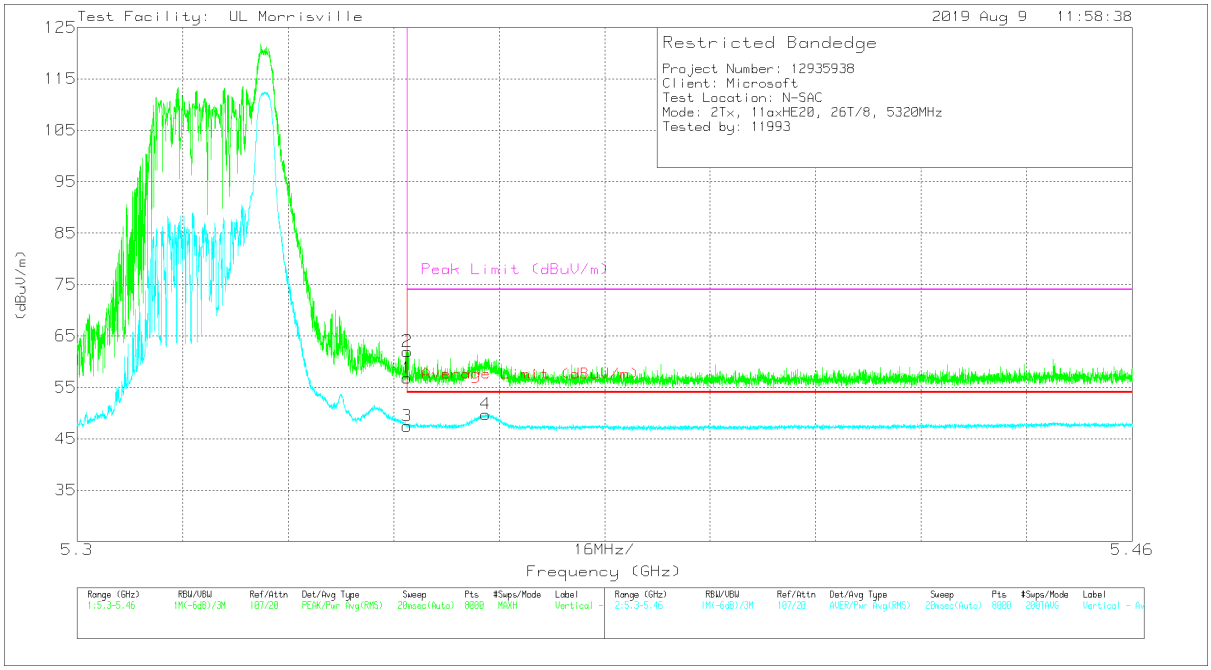

Marker	Frequency (GHz)	Meter Reading (dBuV)	Det	AT0067 AF (dBuV/m)	Amp/Cbl/Fltr/Pad (dB)	Corrected Reading (dBuV/m)	Average Limit (dBuV/m)	Margin (dB)	Peak Limit (dBuV/m)	PK Margin (dB)	Azimuth (Degs)	Height (cm)	Polarity
1	* ** 5.35001	45.4	Pk	34.4	-23	56.8	-	-	74	-17.2	340	244	V
2	* ** 5.35009	50.58	Pk	34.4	-23	61.98	-	-	74	-12.02	340	244	V
3	* ** 5.35001	36.06	RMS	34.4	-23	47.46	54	-6.54	-	-	340	244	V
4	* ** 5.36197	38.47	RMS	34.4	-23.1	49.77	54	-4.23	-	-	340	244	V

* - indicates frequency in CFR47 Pt 15 / IC RSS-Restricted Band
** - indicates frequency in Taiwan NCC LP0002 Restricted Band
Pk - Peak detector
RMS - RMS detection

UL LLC
12 Laboratory Dr., RTP, NC 27709; USA
TEL:(919) 549-1400

This report shall not be reproduced except in full, without the written approval of UL LLC

2TX Antenna 1 + Antenna 2 OFDMA MODE – 26-Tones, RU Index 8

HARMONICS AND SPURIOUS EMISSIONS

LOW CHANNEL RESULTS

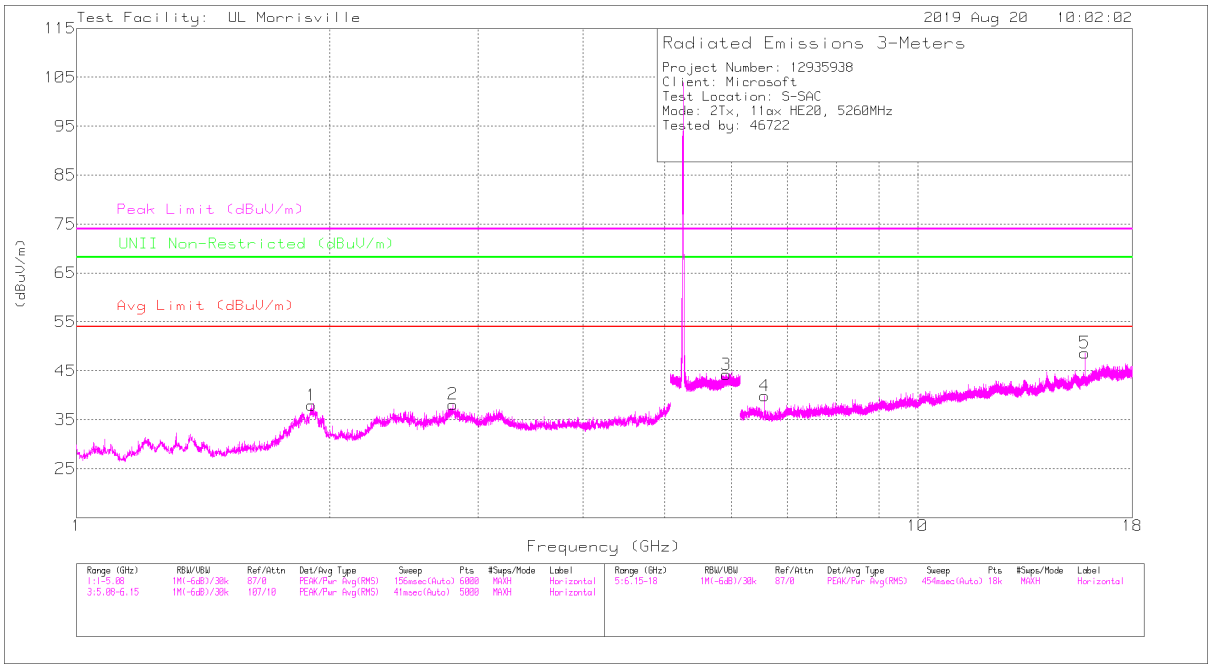

HORIZONTAL

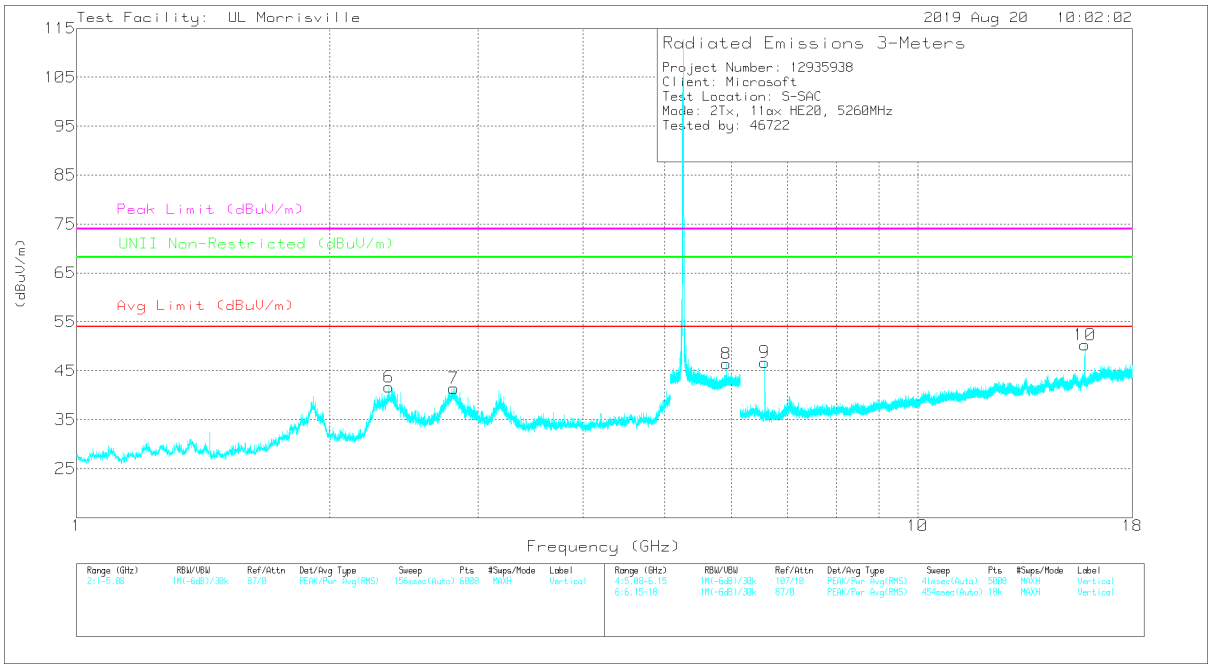

VERTICAL

UL LLC
12 Laboratory Dr., RTP, NC 27709; USA TEL:(919) 549-1400

This report shall not be reproduced except in full, without the written approval of UL LLC

RADIATED EMISSIONS

Marker	Frequency (GHz)	Meter Reading (dBuV)	Det	AT0072 (dB/m)	Amp/Cbl /Fltr/Pad (dB)	Corrected Reading (dBuV/m)	Avg Limit (dBuV/m)	Margin (dB)	Peak Limit (dBuV/m)	PK Margin (dB)	UNII Non-Restricted (dBuV/m)	PK Margin (dB)	Azimuth (Degs)	Height (cm)	Polarity
1	** 1.91463	50.28	PK-U	31.1	-34.2	47.18	-	-	-	-	68.2	-21.02	334	127	H
	** 1.91112	38.2	ADR	31.1	-34.2	35.1	54	-18.9	-	-	-	-	334	127	H
2	* ** 2.82234	47.43	PK-U	32.1	-33.6	45.93	-	-	74	-28.07	-	-	8	178	H
	* ** 2.82889	34.43	ADR	32.1	-33.6	32.93	54	-21.07	-	-	-	-	8	178	H
5	* ** 15.804	41.24	PK-U	40.4	-23.4	58.24	-	-	74	-15.76	-	-	327	339	H
	* ** 15.80537	31.24	ADR	40.4	-23.4	48.24	54	-5.76	-	-	-	-	327	339	H
3	5.92523	39.02	PK-U	34.9	-22.9	51.02	-	-	-	-	68.2	-17.18	60	335	H
4	6.57503	40.34	PK-U	35.5	-28.9	46.94	-	-	-	-	68.2	-21.26	356	101	H
6	* ** 2.34467	51.18	PK-U	31.6	-34	48.78	-	-	74	-25.22	-	-	95	267	V
	* ** 2.34917	39.53	ADR	31.6	-34	37.13	54	-16.87	-	-	-	-	95	267	V
7	* ** 2.8133	52.08	PK-U	32.1	-33.5	50.68	-	-	74	-23.32	-	-	99	238	V
	* ** 2.82068	40.77	ADR	32.1	-33.6	39.27	54	-14.73	-	-	-	-	99	238	V
10	* ** 15.80425	46.59	PK-U	40.4	-23.4	63.59	-	-	74	-10.41	-	-	26	283	V
	* ** 15.80548	36.17	ADR	40.4	-23.4	53.17	54	-.83	-	-	-	-	26	283	V
8	5.92606	40.1	PK-U	34.9	-22.9	52.1	-	-	-	-	68.2	-16.1	64	205	V
9	6.5751	46.5	PK-U	35.5	-28.9	53.1	-	-	-	-	68.2	-15.1	18	249	V

* - indicates frequency in CFR47 Pt 15 / IC RSS-Restricted Band
** - indicates frequency in Taiwan NCC LP0002 Restricted Band
PK-U - U-NII: Maximum Peak
ADR - U-NII AD primary method, RMS average

UL LLC
12 Laboratory Dr., RTP, NC 27709; USA TEL:(919) 549-1400
This report shall not be reproduced except in full, without the written approval of UL LLC

MID CHANNEL RESULTS

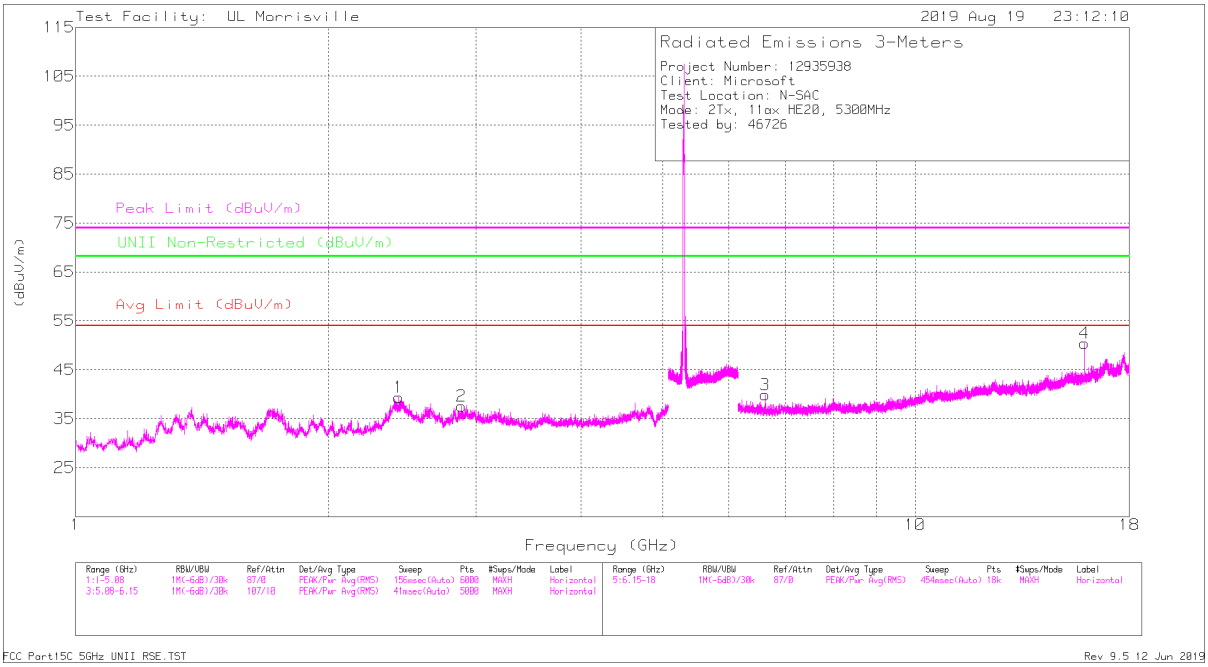

HORIZONTAL

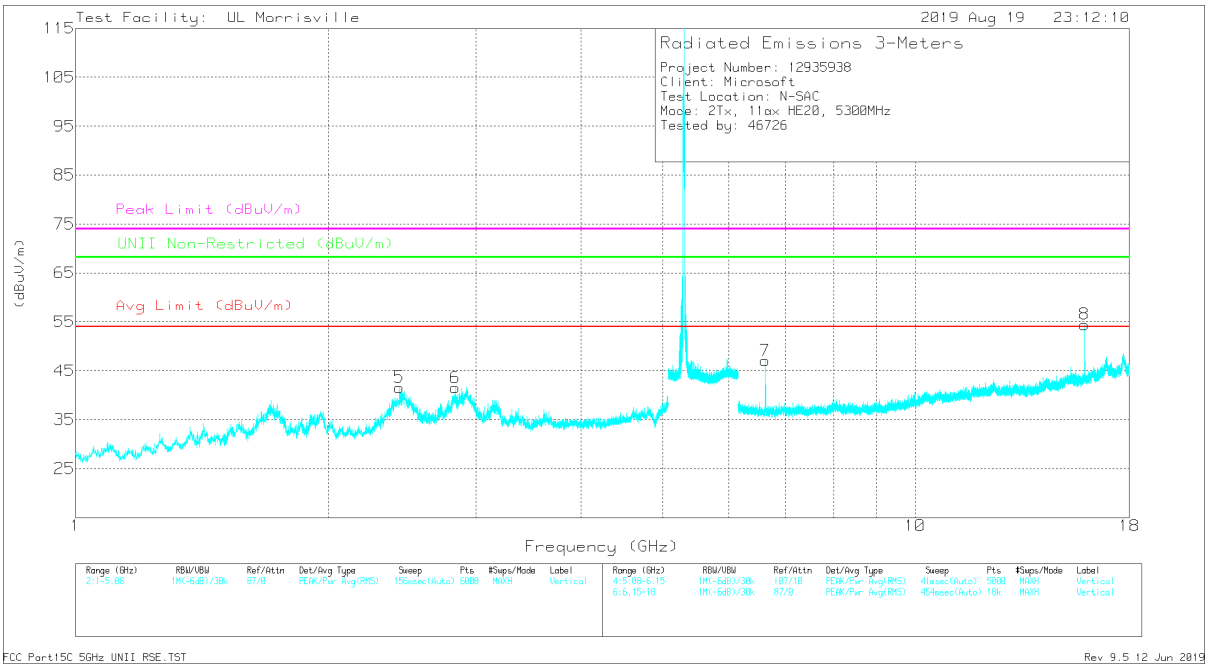

VERTICAL

UL LLC
12 Laboratory Dr., RTP, NC 27709; USA
TEL:(919) 549-1400

This report shall not be reproduced except in full, without the written approval of UL LLC

RADIATED EMISSIONS

Markers	Frequency (GHz)	Meter Reading (dBuV)	Det	AT0067 AF (dBuV/m)	Amp/Cbl/Fltr/Pad (dB)	Corrected Reading (dBuV/m)	Avg Limit (dBuV/m)	Margin (dB)	Peak Limit (dBuV/m)	PK Margin (dB)	UNII Non-Restricted (dBuV/m)	PK Margin (dB)	Azimuth (Degs)	Height (cm)	Polarity
2	* ** 2.86749	46.85	PK-U	32.5	-33.9	45.45	-	-	74	-28.55	-	-	76	171	H
	* ** 2.86767	34.83	ADR	32.5	-33.9	33.43	54	-20.57	-	-	-	-	76	171	H
6	* ** 2.81474	49.98	PK-U	32.4	-33.9	48.48	-	-	74	-25.52	-	-	32	215	V
	* ** 2.81498	38.45	ADR	32.4	-33.9	36.95	54	-17.05	-	-	-	-	32	215	V
4	* ** 15.92417	47.13	PK-U	40.3	-26.5	60.93	-	-	74	-13.07	-	-	260	366	H
	* ** 15.92417	33.9	ADR	40.3	-26.5	47.7	54	-6.3	-	-	-	-	260	366	H
8	* ** 15.92508	48.47	PK-U	40.3	-26.5	62.27	-	-	74	-11.73	-	-	310	127	V
	* ** 15.92509	36.78	ADR	40.3	-26.5	50.58	54	-3.42	-	-	-	-	310	127	V
5	2.41181	51.54	PK-U	32	-34	49.54	-	-	-	-	68.2	-18.66	40	190	V
1	2.4202	46.73	PK-U	32.1	-34	44.83	-	-	-	-	68.2	-23.37	285	273	H
3	6.62494	44.17	PK-U	35.5	-30.7	48.97	-	-	-	-	68.2	-19.23	20	373	H
7	6.62509	47.05	PK-U	35.5	-30.7	51.85	-	-	-	-	68.2	-16.35	343	237	V

* - indicates frequency in CFR47 Pt 15 / IC RSS-Restricted Band
** - indicates frequency in Taiwan NCC LP0002 Restricted Band
PK-U - U-NII: Maximum Peak
ADR - U-NII AD primary method, RMS average

UL LLC
12 Laboratory Dr., RTP, NC 27709; USA TEL:(919) 549-1400
This report shall not be reproduced except in full, without the written approval of UL LLC

HIGH CHANNEL RESULTS

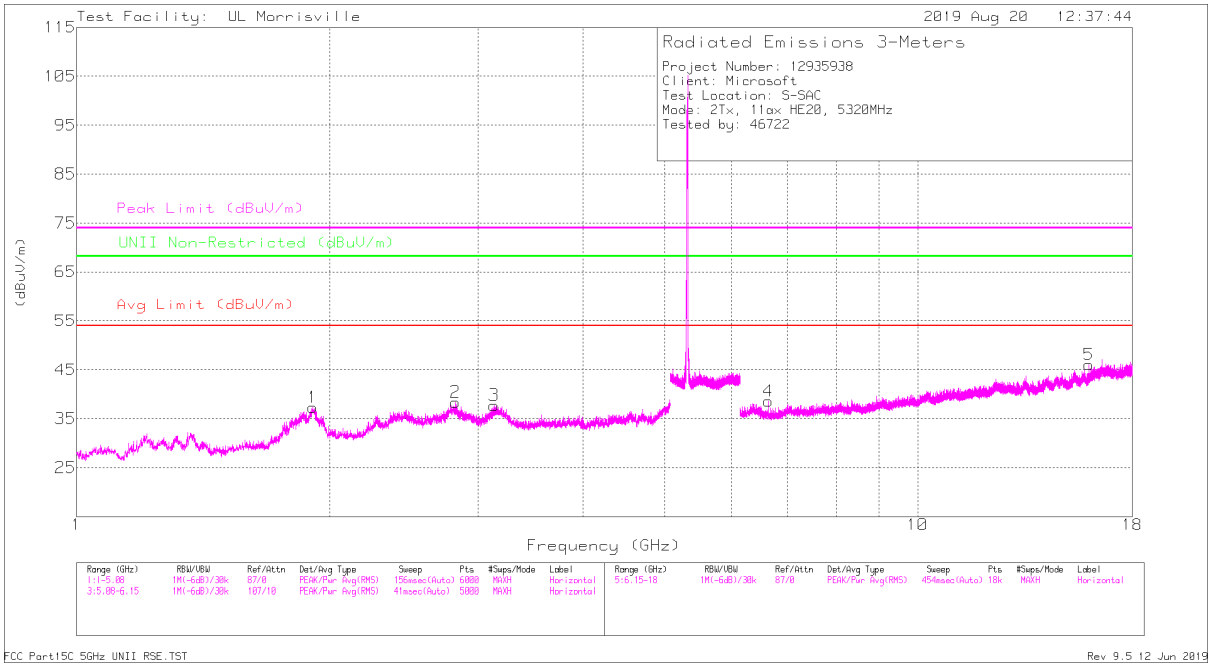

HORIZONTAL

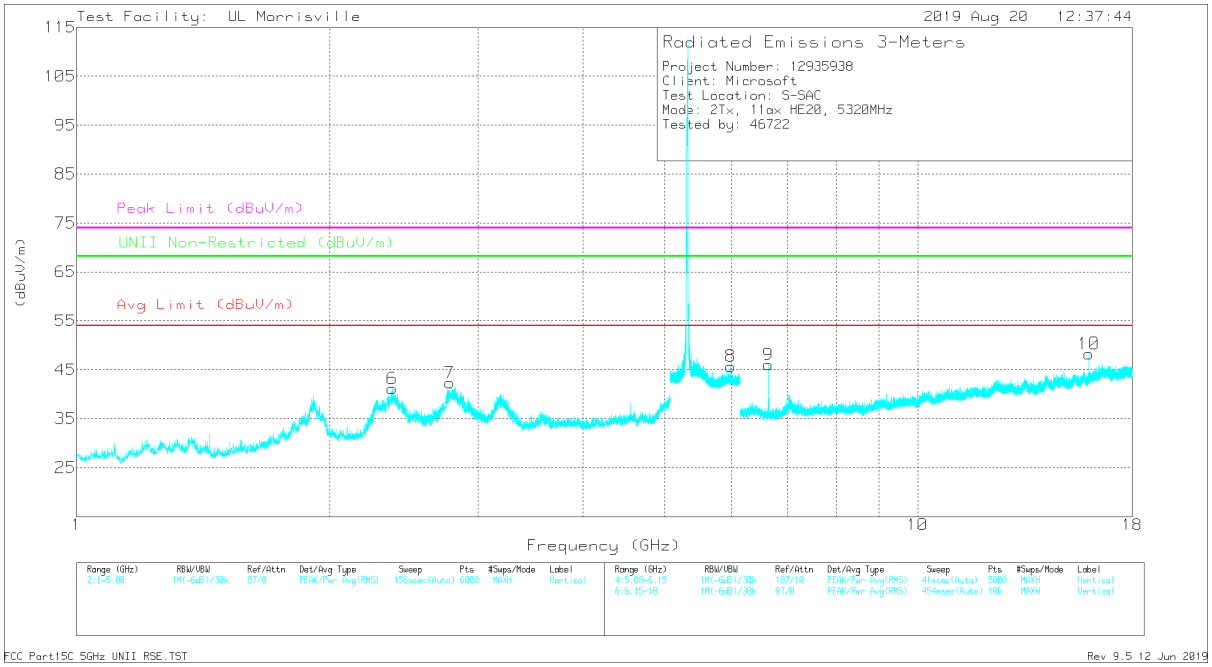

VERTICAL

UL LLC
12 Laboratory Dr., RTP, NC 27709; USA
TEL:(919) 549-1400

This report shall not be reproduced except in full, without the written approval of UL LLC

RADIATED EMISSIONS

Marker	Frequency (GHz)	Meter Reading (dBuV)	Det	AT0072 (dB/m)	Amp/Cbl/Fltr/Pad (dB)	DC Corr (dB)	Corrected Reading (dBuV/m)	Avg Limit (dBuV/m)	Margin (dB)	Peak Limit (dBuV/m)	PK Margin (dB)	UNII Non-Restricted (dBuV/m)	PK Margin (dB)	Azimuth (Degs)	Height (cm)	Polarity
1	** 1.91024	48.69	PK-U	31.1	-34.2	0	45.59	-	-	-	-	68.2	-22.61	326	118	H
	** 1.90922	36.67	ADR	31.1	-34.1	0	33.67	-	-	-	-	-	-	326	118	H
2	* ** 2.87674	48.3	PK-U	32.5	-33.6	0	47.2	-	-	74	-26.8	-	-	8	137	H
	* ** 2.82988	36.17	ADR	32.1	-33.6	0	34.67	54	-19.33	-	-	-	-	8	137	H
5	* ** 15.98405	43.02	PK-U	40.7	-24.1	0	59.62	-	-	74	-14.38	-	-	342	335	H
	* ** 15.98552	32.37	ADR	40.7	-24.1	0	48.97	54	-5.03	-	-	-	-	342	335	H
3	3.15276	45.44	PK-U	33.2	-33.3	0	45.34	-	-	-	-	68.2	-22.86	292	107	H
4	6.65002	40.47	PK-U	35.5	-29	0	46.97	-	-	-	-	68.2	-21.23	77	386	H
6	* ** 2.35753	51.43	PK-U	31.7	-34	0	49.13	-	-	74	-24.87	-	-	96	238	V
	* ** 2.35428	39.74	ADR	31.7	-34	0	37.44	54	-16.56	-	-	-	-	96	238	V
7	* ** 2.82038	52.28	PK-U	32.1	-33.6	0	50.78	-	-	74	-23.22	-	-	101	239	V
	* ** 2.81768	40.71	ADR	32.1	-33.6	0	39.21	54	-14.79	-	-	-	-	101	239	V
10	* ** 15.98328	43.98	PK-U	40.7	-24.1	0	60.58	-	-	74	-13.42	-	-	24	274	V
	* ** 15.98546	32.93	ADR	40.7	-24.1	0	49.53	54	-4.47	-	-	-	-	24	274	V
8	5.99346	40.56	PK-U	35	-22.9	0	52.66	-	-	-	-	68.2	-15.54	356	237	V
9	6.64997	44.7	PK-U	35.5	-29	0	51.2	-	-	-	-	68.2	-17	53	255	V

* - indicates frequency in CFR47 Pt 15 / IC RSS-Restricted Band
** - indicates frequency in Taiwan NCC LP0002 Restricted Band
PK-U - U-NII: Maximum Peak
ADR - U-NII AD primary method, RMS average

UL LLC
12 Laboratory Dr., RTP, NC 27709; USA TEL:(919) 549-1400
This report shall not be reproduced except in full, without the written approval of UL LLC

10.1.5. TX ABOVE 1 GHz 802.11ax HE40 MODE IN THE 5.3 GHz BAND

2TX Antenna 1 + Antenna 2 OFDMA MODE – SU MODE

BANDEDGE (HIGH CHANNEL)

HORIZONTAL RESULT

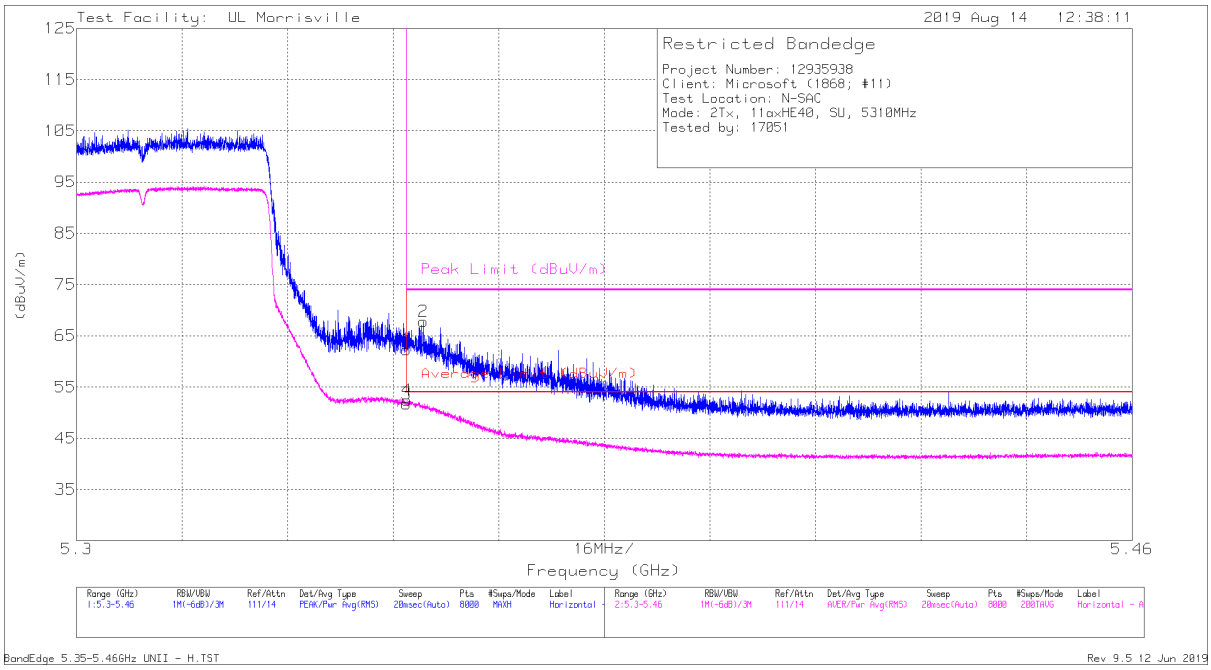

Marker	Frequency (GHz)	Meter Reading (dBuV)	Det	AT0067 AF (dBuV/m)	Amp/Cbl/Fltr/Pad (dB)	Corrected Reading (dBuV/m)	Average Limit (dBuV/m)	Margin (dB)	Peak Limit (dBuV/m)	PK Margin (dB)	Azimuth (Degs)	Height (cm)	Polarity
1	* ** 5.35001	50.9	Pk	34.4	-23	62.3	-	-	74	-11.7	353	371	H
2	* ** 5.35253	56.49	Pk	34.4	-23.1	67.79	-	-	74	-6.21	353	371	H
3	* ** 5.35001	40.34	RMS	34.4	-23	51.74	54	-2.26	-	-	353	371	H
4	* ** 5.35005	41.04	RMS	34.4	-23	52.44	54	-1.56	-	-	353	371	H

* - indicates frequency in CFR47 Pt 15 / IC RSS-Restricted Band
** - indicates frequency in Taiwan NCC LP0002 Restricted Band
Pk - Peak detector
RMS - RMS detection

UL LLC
12 Laboratory Dr., RTP, NC 27709; USA TEL:(919) 549-1400
This report shall not be reproduced except in full, without the written approval of UL LLC

VERTICAL RESULT

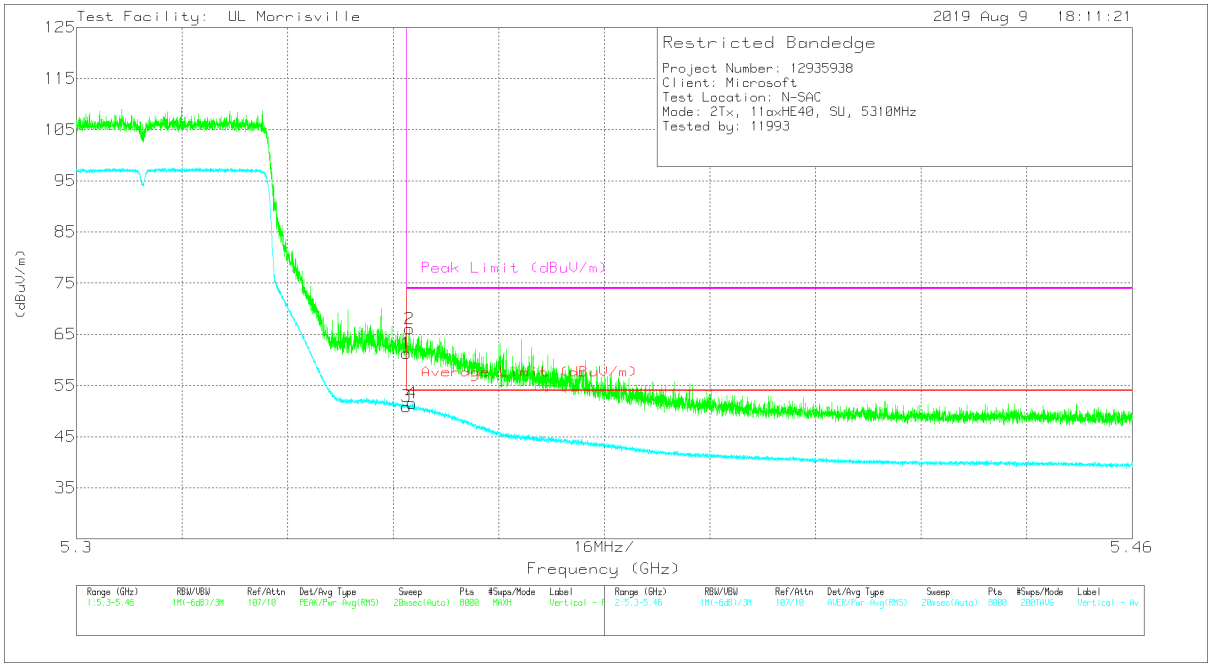

Marker	Frequency (GHz)	Meter Reading (dBuV)	Det	AT0067 AF (dBuV/m)	Amp/Cbl/Fltr/Pad (dB)	Corrected Reading (dBuV/m)	Average Limit (dBuV/m)	Margin (dB)	Peak Limit (dBuV/m)	PK Margin (dB)	Azimuth (Degs)	Height (cm)	Polarity
1	* ** 5.35001	49.9	Pk	34.4	-23	61.3	-	-	74	-12.7	345	223	V
2	* ** 5.35049	54.66	Pk	34.4	-23	66.06	-	-	74	-7.94	345	223	V
3	* ** 5.35001	39.49	RMS	34.4	-23	50.89	54	-3.11	-	-	345	223	V
4	* ** 5.35085	40.12	RMS	34.4	-23	51.52	54	-2.48	-	-	345	223	V

* - indicates frequency in CFR47 Pt 15 / IC RSS-Restricted Band
** - indicates frequency in Taiwan NCC LP0002 Restricted Band
Pk - Peak detector
RMS - RMS detection

UL LLC
12 Laboratory Dr., RTP, NC 27709; USA
TEL:(919) 549-1400

This report shall not be reproduced except in full, without the written approval of UL LLC

2TX Antenna 1 + Antenna 2 OFDMA MODE – 484-Tones, RU Index 65

BANDEDGE (HIGH CHANNEL)

HORIZONTAL RESULT

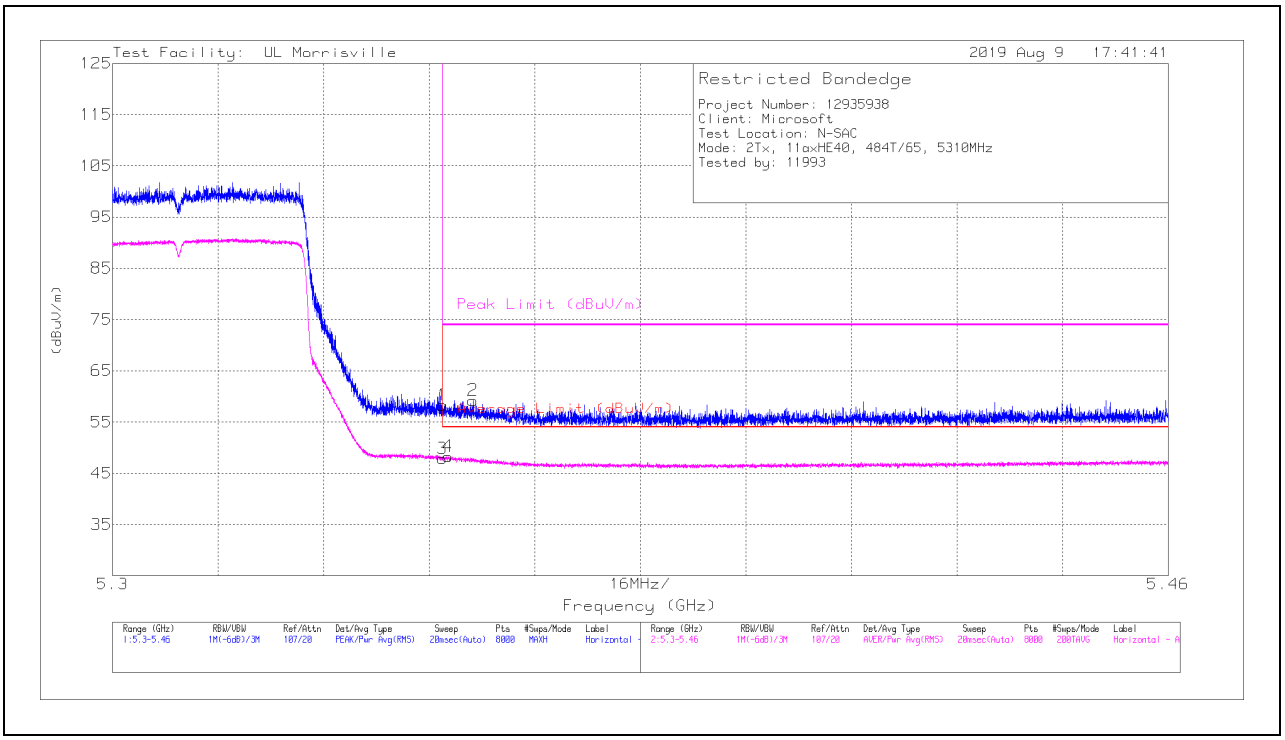

Marker	Frequency (GHz)	Meter Reading (dBuV)	Det	AT0067 AF (dBuV/m)	Amp/Cbl/Fltr/Pad (dB)	Corrected Reading (dBuV/m)	Average Limit (dBuV/m)	Margin (dB)	Peak Limit (dBuV/m)	PK Margin (dB)	Azimuth (Degs)	Height (cm)	Polarity
1	* ** 5.35001	46.89	Pk	34.4	-23	58.29	-	-	74	-15.71	331	287	H
2	* ** 5.35461	47.93	Pk	34.4	-23.1	59.23	-	-	74	-14.77	331	287	H
3	* ** 5.35001	36.45	RMS	34.4	-23	47.85	54	-6.15	-	-	331	287	H
4	* ** 5.35081	36.9	RMS	34.4	-23	48.3	54	-5.7	-	-	331	287	H

* - indicates frequency in CFR47 Pt 15 / IC RSS-Restricted Band
** - indicates frequency in Taiwan NCC LP0002 Restricted Band
Pk - Peak detector
RMS - RMS detection

UL LLC
12 Laboratory Dr., RTP, NC 27709; USA TEL:(919) 549-1400
This report shall not be reproduced except in full, without the written approval of UL LLC

VERTICAL RESULT

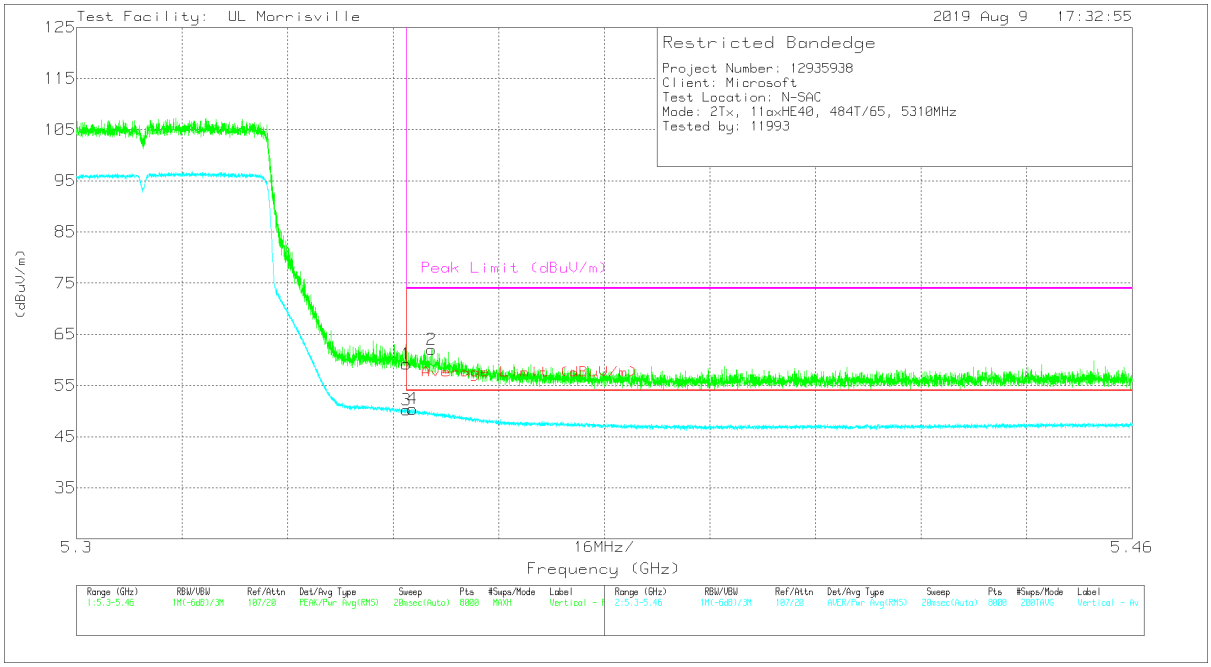

Marker	Frequency (GHz)	Meter Reading (dBuV)	Det	AT0067 AF (dBuV/m)	Amp/Cbl/Fltr/Pad (dB)	Corrected Reading (dBuV/m)	Average Limit (dBuV/m)	Margin (dB)	Peak Limit (dBuV/m)	PK Margin (dB)	Azimuth (Degs)	Height (cm)	Polarity
1	* ** 5.35001	47.82	Pk	34.4	-23	59.22	-	-	74	-14.78	306	230	V
2	* ** 5.35383	50.7	Pk	34.4	-23.1	62	-	-	74	-12	306	230	V
3	* ** 5.35001	38.8	RMS	34.4	-23	50.2	54	-3.8	-	-	306	230	V
4	* ** 5.35093	39.01	RMS	34.4	-23	50.41	54	-3.59	-	-	306	230	V

* - indicates frequency in CFR47 Pt 15 / IC RSS-Restricted Band
** - indicates frequency in Taiwan NCC LP0002 Restricted Band
Pk - Peak detector
RMS - RMS detection

UL LLC
12 Laboratory Dr., RTP, NC 27709; USA
TEL:(919) 549-1400

This report shall not be reproduced except in full, without the written approval of UL LLC

2TX Antenna 1 + Antenna 2 OFDMA MODE – 242-Tones, RU Index 62

BANDEDGE (HIGH CHANNEL)

HORIZONTAL RESULT

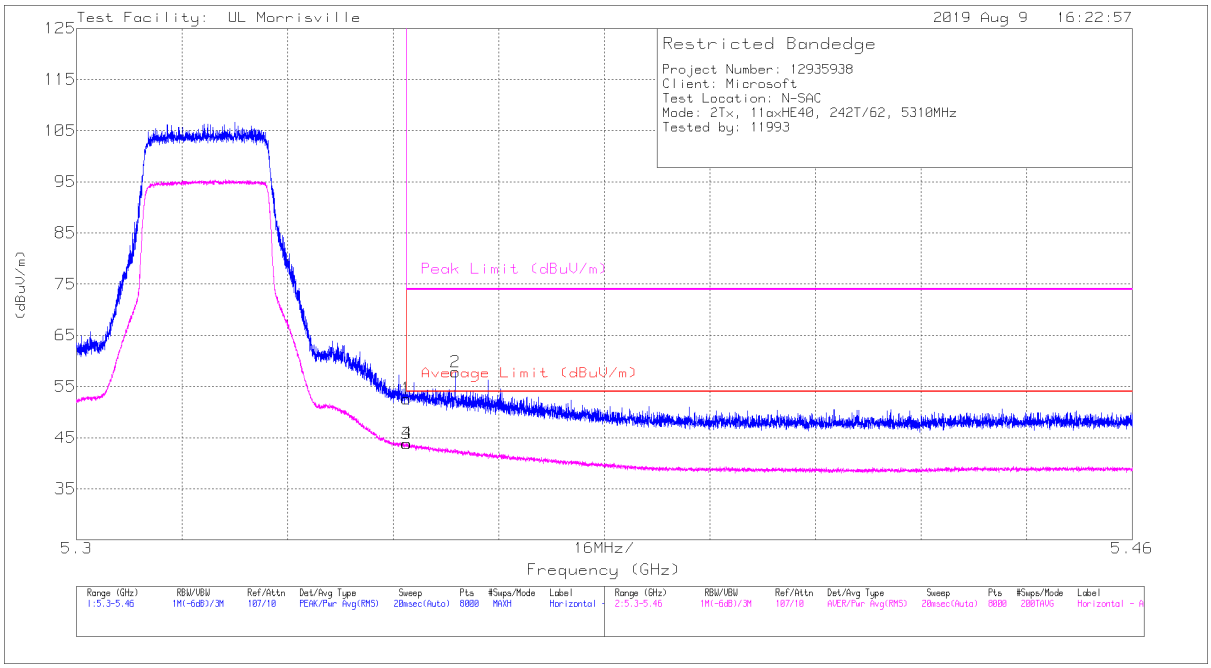

Marker	Frequency (GHz)	Meter Reading (dBuV)	Det	AT0067 AF (dBuV/m)	Amp/Cbl/Fltr/Pad (dB)	Corrected Reading (dBuV/m)	Average Limit (dBuV/m)	Margin (dB)	Peak Limit (dBuV/m)	PK Margin (dB)	Azimuth (Degs)	Height (cm)	Polarity
1	* ** 5.35001	41.2	Pk	34.4	-23	52.6	-	-	74	-21.4	339	230	H
2	* ** 5.35743	46.53	Pk	34.4	-23.1	57.83	-	-	74	-16.17	339	230	H
3	* ** 5.35001	32.4	RMS	34.4	-23	43.8	54	-10.2	-	-	339	230	H
4	* ** 5.35011	32.49	RMS	34.4	-23	43.89	54	-10.11	-	-	339	230	H

* - indicates frequency in CFR47 Pt 15 / IC RSS-Restricted Band
** - indicates frequency in Taiwan NCC LP0002 Restricted Band
Pk - Peak detector
RMS - RMS detection

UL LLC
12 Laboratory Dr., RTP, NC 27709; USA TEL:(919) 549-1400
This report shall not be reproduced except in full, without the written approval of UL LLC

VERTICAL RESULT

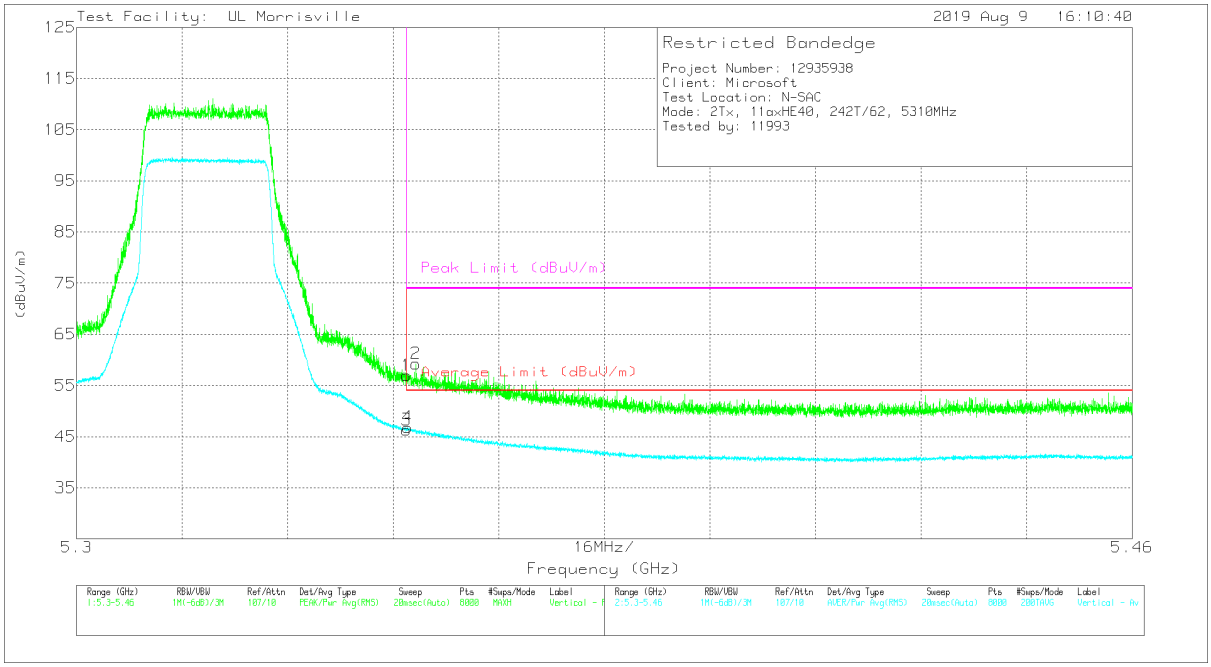

Marker	Frequency (GHz)	Meter Reading (dBuV)	Det	AT0067 AF (dBuV/m)	Amp/Cbl/Fltr/Pad (dB)	Corrected Reading (dBuV/m)	Average Limit (dBuV/m)	Margin (dB)	Peak Limit (dBuV/m)	PK Margin (dB)	Azimuth (Degs)	Height (cm)	Polarity
1	* ** 5.35001	45.61	Pk	34.4	-23	57.01	-	-	74	-16.99	316	272	V
2	* ** 5.35143	47.86	Pk	34.4	-23	59.26	-	-	74	-14.74	316	272	V
3	* ** 5.35001	34.93	RMS	34.4	-23	46.33	54	-7.67	-	-	316	272	V
4	* ** 5.35017	35.41	RMS	34.4	-23	46.81	54	-7.19	-	-	316	272	V

* - indicates frequency in CFR47 Pt 15 / IC RSS-Restricted Band
** - indicates frequency in Taiwan NCC LP0002 Restricted Band
Pk - Peak detector
RMS - RMS detection

UL LLC
12 Laboratory Dr., RTP, NC 27709; USA
TEL:(919) 549-1400

This report shall not be reproduced except in full, without the written approval of UL LLC

2TX Antenna 1 + Antenna 2 OFDMA MODE – 106-Tones, RU Index 56

BANDEDGE (HIGH CHANNEL)

HORIZONTAL RESULT

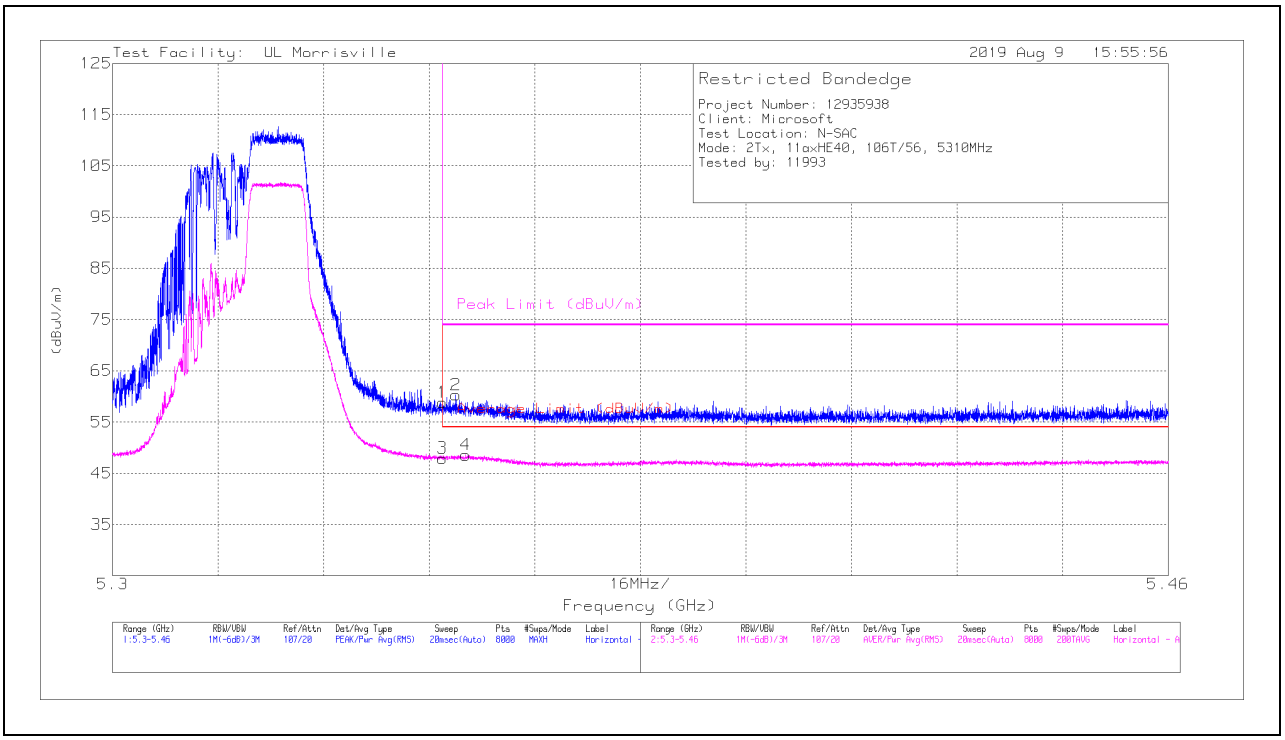

Marker	Frequency (GHz)	Meter Reading (dBuV)	Det	AT0067 AF (dBuV/m)	Amp/Cbl/Fltr/Pad (dB)	Corrected Reading (dBuV/m)	Average Limit (dBuV/m)	Margin (dB)	Peak Limit (dBuV/m)	PK Margin (dB)	Azimuth (Degs)	Height (cm)	Polarity
1	* ** 5.35001	47.39	Pk	34.4	-23	58.79	-	-	74	-15.21	329	372	H
2	* ** 5.35203	48.91	Pk	34.4	-23	60.31	-	-	74	-13.69	329	372	H
3	* ** 5.35001	36.54	RMS	34.4	-23	47.94	54	-6.06	-	-	329	372	H
4	* ** 5.35349	37.27	RMS	34.4	-23.1	48.57	54	-5.43	-	-	329	372	H

* - indicates frequency in CFR47 Pt 15 / IC RSS-Restricted Band
** - indicates frequency in Taiwan NCC LP0002 Restricted Band
Pk - Peak detector
RMS - RMS detection

UL LLC
12 Laboratory Dr., RTP, NC 27709; USA TEL:(919) 549-1400
This report shall not be reproduced except in full, without the written approval of UL LLC

VERTICAL RESULT

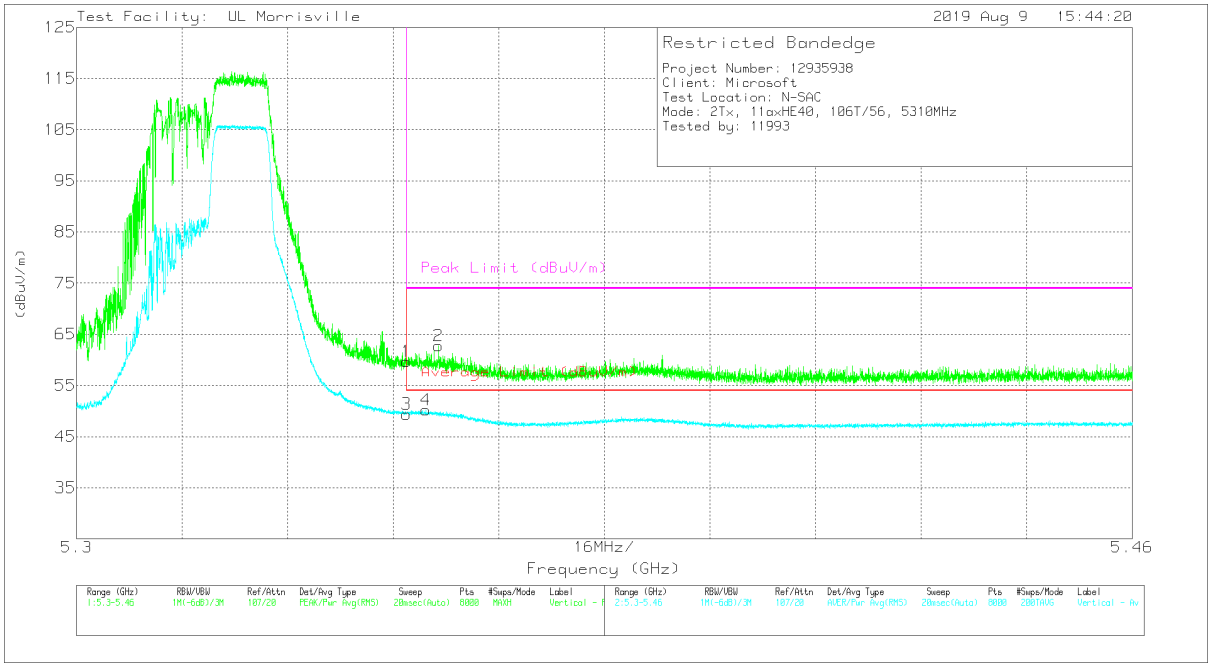

Marker	Frequency (GHz)	Meter Reading (dBuV)	Det	AT0067 AF (dBuV/m)	Amp/Cbl/Fltr/Pad (dB)	Corrected Reading (dBuV/m)	Average Limit (dBuV/m)	Margin (dB)	Peak Limit (dBuV/m)	PK Margin (dB)	Azimuth (Degs)	Height (cm)	Polarity
1	* ** 5.35001	48.29	Pk	34.4	-23	59.69	-	-	74	-14.31	348	243	V
2	* ** 5.35487	51.42	Pk	34.4	-23.1	62.72	-	-	74	-11.28	348	243	V
3	* ** 5.35001	38	RMS	34.4	-23	49.4	54	-4.6	-	-	348	243	V
4	* ** 5.35293	38.89	RMS	34.4	-23.1	50.19	54	-3.81	-	-	348	243	V

* - indicates frequency in CFR47 Pt 15 / IC RSS-Restricted Band
** - indicates frequency in Taiwan NCC LP0002 Restricted Band
Pk - Peak detector
RMS - RMS detection

UL LLC
12 Laboratory Dr., RTP, NC 27709; USA
TEL:(919) 549-1400

This report shall not be reproduced except in full, without the written approval of UL LLC

2TX Antenna 1 + Antenna 2 OFDMA MODE – 52-Tones, RU Index 44

BANDEDGE (HIGH CHANNEL)

HORIZONTAL RESULT

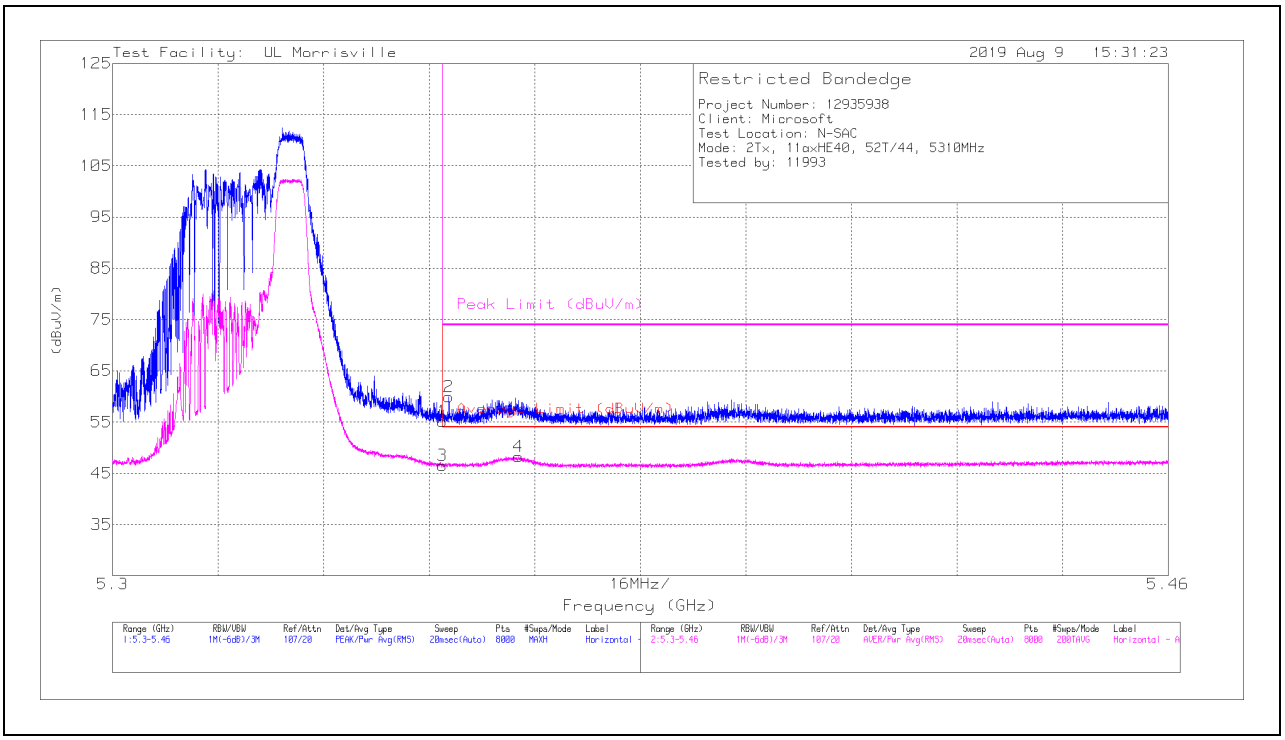

Marker	Frequency (GHz)	Meter Reading (dBuV)	Det	AT0067 AF (dBuV/m)	Amp/Cbl/Fltr/Pad (dB)	Corrected Reading (dBuV/m)	Average Limit (dBuV/m)	Margin (dB)	Peak Limit (dBuV/m)	PK Margin (dB)	Azimuth (Degs)	Height (cm)	Polarity
1	* ** 5.35001	43.72	Pk	34.4	-23	55.12	-	-	74	-18.88	336	318	H
2	* ** 5.35097	48.55	Pk	34.4	-23	59.95	-	-	74	-14.05	336	318	H
3	* ** 5.35001	35.13	RMS	34.4	-23	46.53	54	-7.47	-	-	336	318	H
4	* ** 5.36149	36.92	RMS	34.4	-23.1	48.22	54	-5.78	-	-	336	318	H

* - indicates frequency in CFR47 Pt 15 / IC RSS-Restricted Band
** - indicates frequency in Taiwan NCC LP0002 Restricted Band
Pk - Peak detector
RMS - RMS detection

UL LLC
12 Laboratory Dr., RTP, NC 27709; USA TEL:(919) 549-1400
This report shall not be reproduced except in full, without the written approval of UL LLC

VERTICAL RESULT

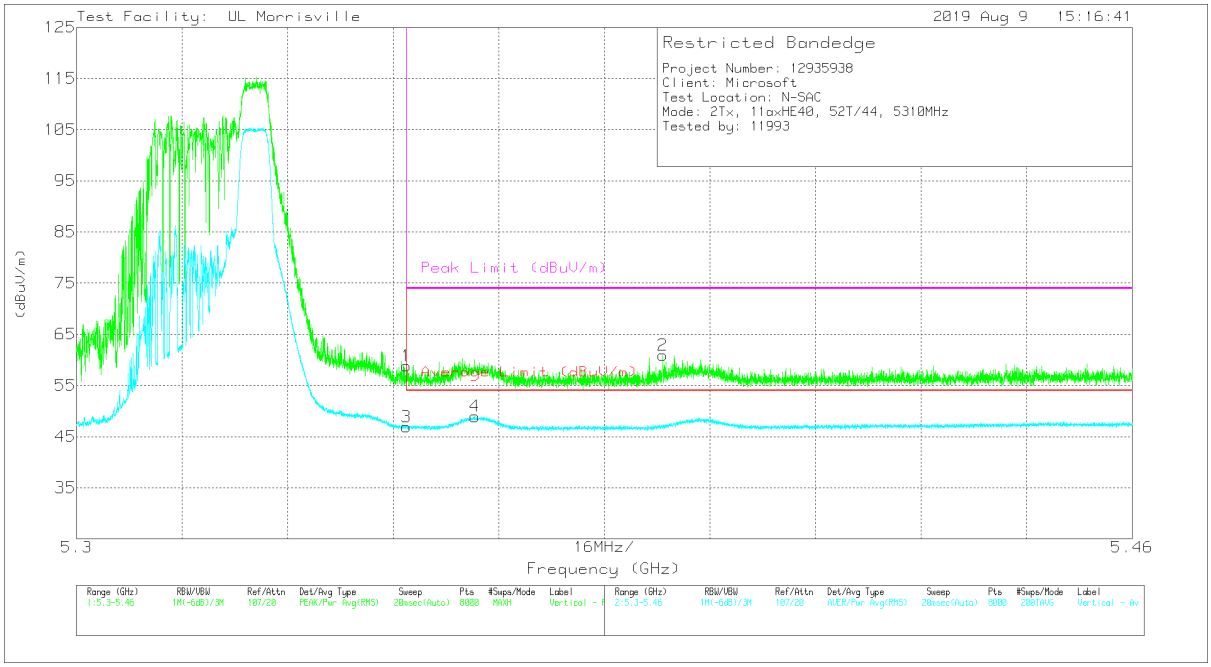

Marker	Frequency (GHz)	Meter Reading (dBuV)	Det	AT0067 AF (dBuV/m)	Amp/Cbl/Fltr/Pad (dB)	Corrected Reading (dBuV/m)	Average Limit (dBuV/m)	Margin (dB)	Peak Limit (dBuV/m)	PK Margin (dB)	Azimuth (Degs)	Height (cm)	Polarity
1	* ** 5.35001	47.41	Pk	34.4	-23	58.81	-	-	74	-15.19	1	248	V
2	* ** 5.38887	49.6	Pk	34.4	-23.1	60.9	-	-	74	-13.1	1	248	V
3	* ** 5.35001	35.47	RMS	34.4	-23	46.87	54	-7.13	-	-	1	248	V
4	* ** 5.36033	37.64	RMS	34.4	-23.1	48.94	54	-5.06	-	-	1	248	V

* - indicates frequency in CFR47 Pt 15 / IC RSS-Restricted Band
** - indicates frequency in Taiwan NCC LP0002 Restricted Band
Pk - Peak detector
RMS - RMS detection

UL LLC
12 Laboratory Dr., RTP, NC 27709; USA
TEL:(919) 549-1400

This report shall not be reproduced except in full, without the written approval of UL LLC

2TX Antenna 1 + Antenna 2 OFDMA MODE – 26-Tones, RU Index 17

BANDEDGE (HIGH CHANNEL)

HORIZONTAL RESULT

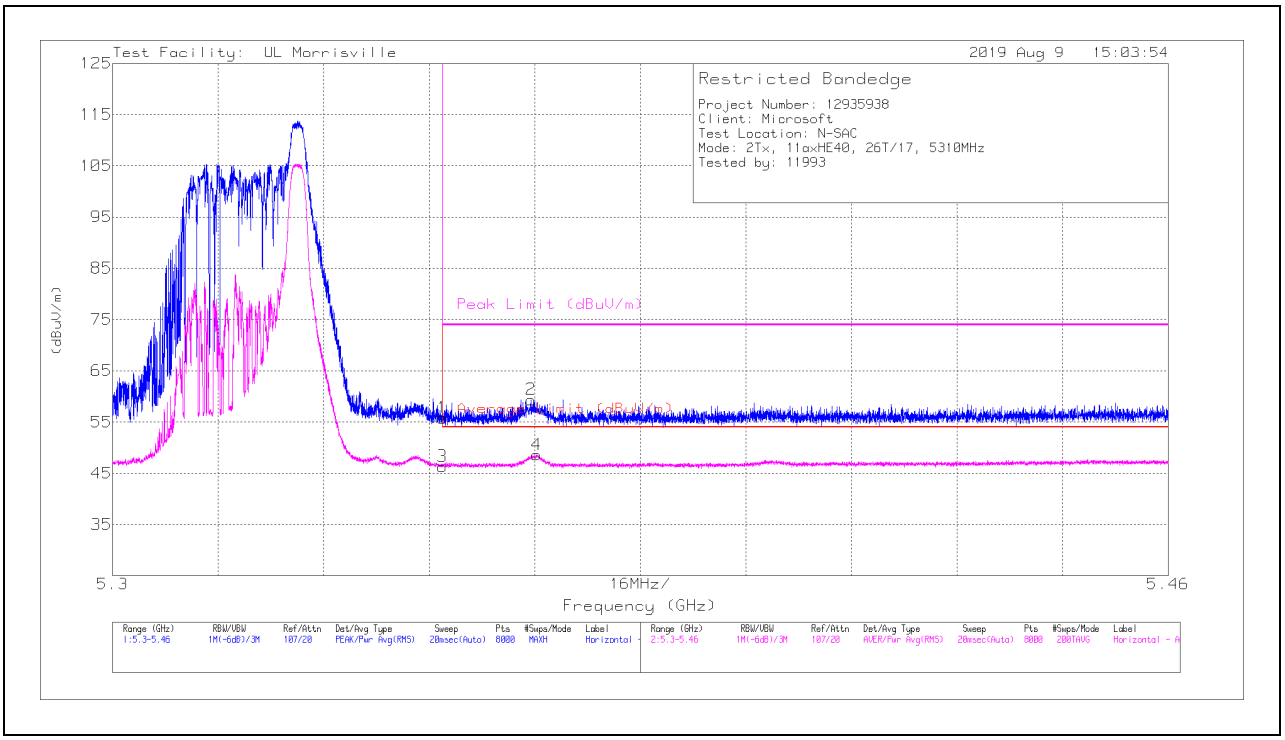

Marker	Frequency (GHz)	Meter Reading (dBuV)	Det	AT0067 AF (dBuV/m)	Amp/Cbl/Fltr/Pad (dB)	Corrected Reading (dBuV/m)	Average Limit (dBuV/m)	Margin (dB)	Peak Limit (dBuV/m)	PK Margin (dB)	Azimuth (Degs)	Height (cm)	Polarity
1	* ** 5.35001	44.42	Pk	34.4	-23	55.82	-	-	74	-18.18	345	388	H
2	* ** 5.36341	48.08	Pk	34.4	-23.1	59.38	-	-	74	-14.62	345	388	H
3	* ** 5.35001	34.92	RMS	34.4	-23	46.32	54	-7.68	-	-	345	388	H
4	* ** 5.36429	37.3	RMS	34.4	-23.1	48.6	54	-5.4	-	-	345	388	H

* - indicates frequency in CFR47 Pt 15 / IC RSS-Restricted Band
** - indicates frequency in Taiwan NCC LP0002 Restricted Band
Pk - Peak detector
RMS - RMS detection

UL LLC
12 Laboratory Dr., RTP, NC 27709; USA TEL:(919) 549-1400
This report shall not be reproduced except in full, without the written approval of UL LLC

VERTICAL RESULT

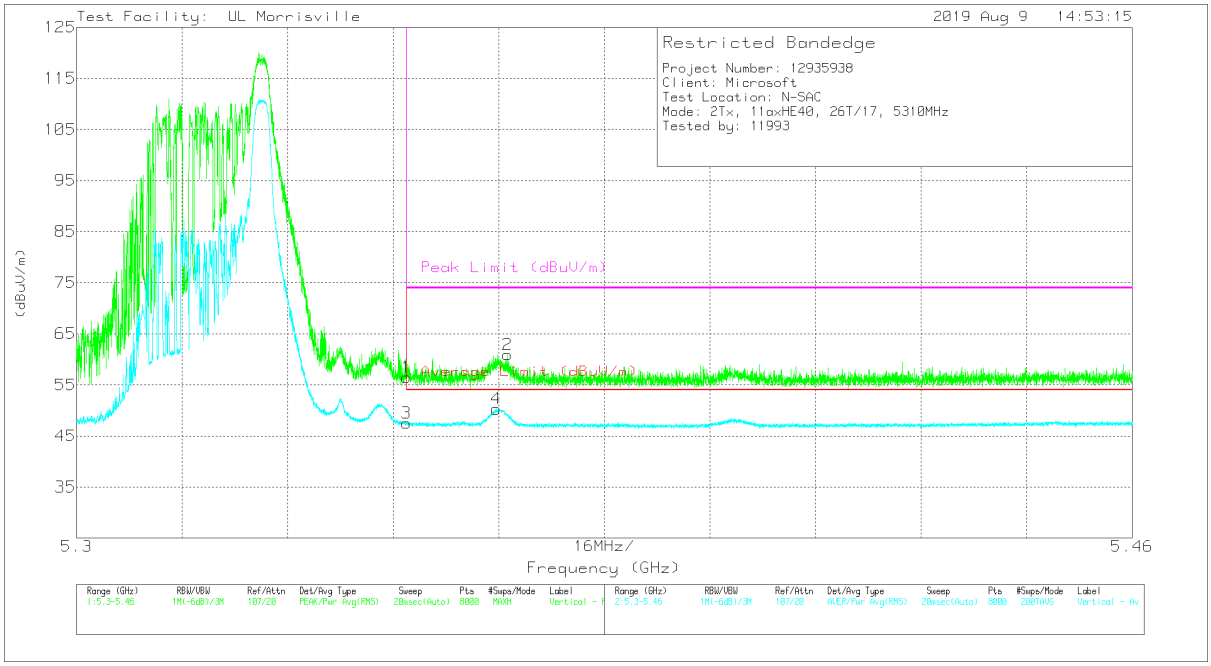

Marker	Frequency (GHz)	Meter Reading (dBuV)	Det	AT0067 AF (dBuV/m)	Amp/Cbl/Fltr/Pad (dB)	Corrected Reading (dBuV/m)	Average Limit (dBuV/m)	Margin (dB)	Peak Limit (dBuV/m)	PK Margin (dB)	Azimuth (Degs)	Height (cm)	Polarity
1	* ** 5.35001	45.11	Pk	34.4	-23	56.51	-	-	74	-17.49	336	298	V
3	* ** 5.35001	36.11	RMS	34.4	-23	47.51	54	-6.49	-	-	336	298	V
4	* ** 5.36361	38.99	RMS	34.4	-23.1	50.29	54	-3.71	-	-	336	298	V
2	* ** 5.36531	49.51	Pk	34.4	-23	60.91	-	-	74	-13.09	336	298	V

* - indicates frequency in CFR47 Pt 15 / IC RSS-Restricted Band
** - indicates frequency in Taiwan NCC LP0002 Restricted Band
Pk - Peak detector
RMS - RMS detection

UL LLC
12 Laboratory Dr., RTP, NC 27709; USA
TEL:(919) 549-1400

This report shall not be reproduced except in full, without the written approval of UL LLC

10.1.6. TX ABOVE 1 GHz 802.11ax HE80 MODE IN THE 5.3 GHz BAND

2TX Antenna 1 + Antenna 2 OFDMA MODE – SU MODE

BANDEDGE (MID CHANNEL)

HORIZONTAL RESULT

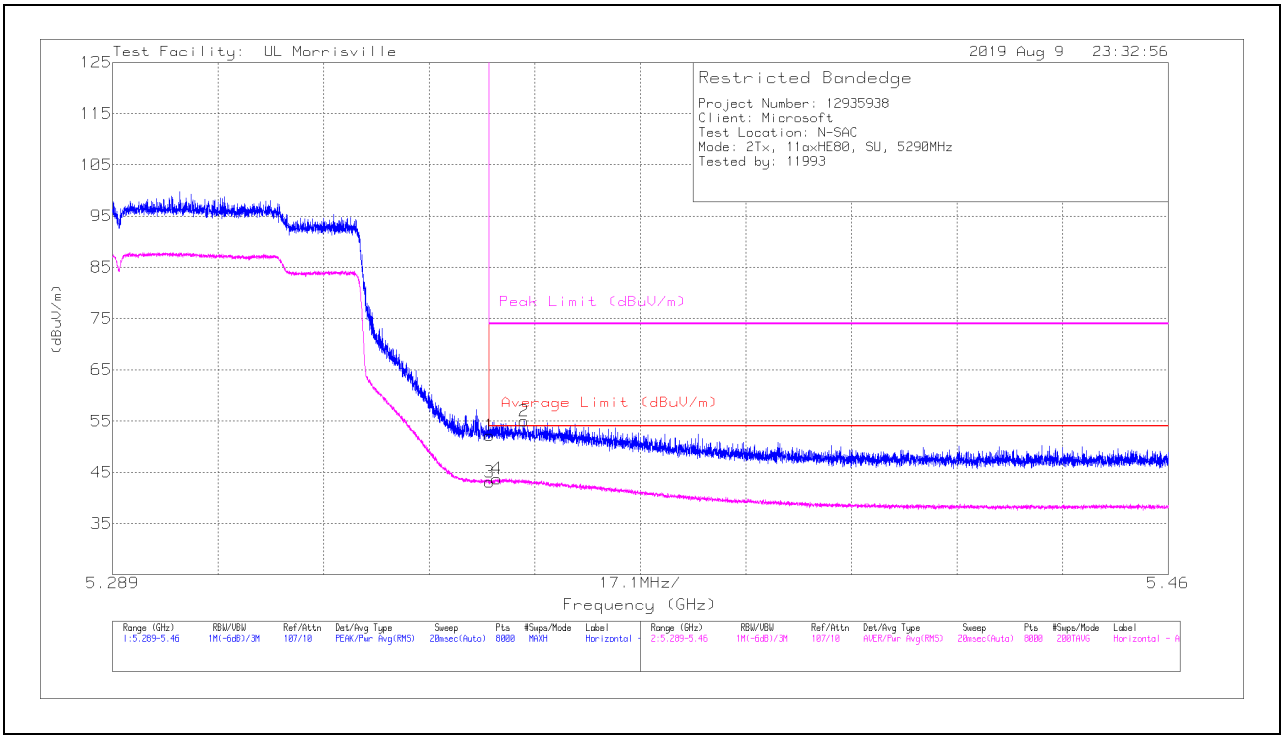

Marker	Frequency (GHz)	Meter Reading (dBuV)	Det	AT0067 AF (dBuV/m)	Amp/Cbl/Fltr/Pad (dB)	Corrected Reading (dBuV/m)	Average Limit (dBuV/m)	Margin (dB)	Peak Limit (dBuV/m)	PK Margin (dB)	Azimuth (Degs)	Height (cm)	Polarity
1	* ** 5.35001	40.76	Pk	34.4	-23	52.16	-	-	74	-21.84	340	271	H
2	* ** 5.35566	43.69	Pk	34.4	-23.1	54.99	-	-	74	-19.01	340	271	H
3	* ** 5.35001	31.72	RMS	34.4	-23	43.12	54	-10.88	-	-	340	271	H
4	* ** 5.35123	32.35	RMS	34.4	-23	43.75	54	-10.25	-	-	340	271	H

* - indicates frequency in CFR47 Pt 15 / IC RSS-Restricted Band
** - indicates frequency in Taiwan NCC LP0002 Restricted Band
Pk - Peak detector
RMS - RMS detection

UL LLC
12 Laboratory Dr., RTP, NC 27709; USA TEL:(919) 549-1400
This report shall not be reproduced except in full, without the written approval of UL LLC

VERTICAL RESULT

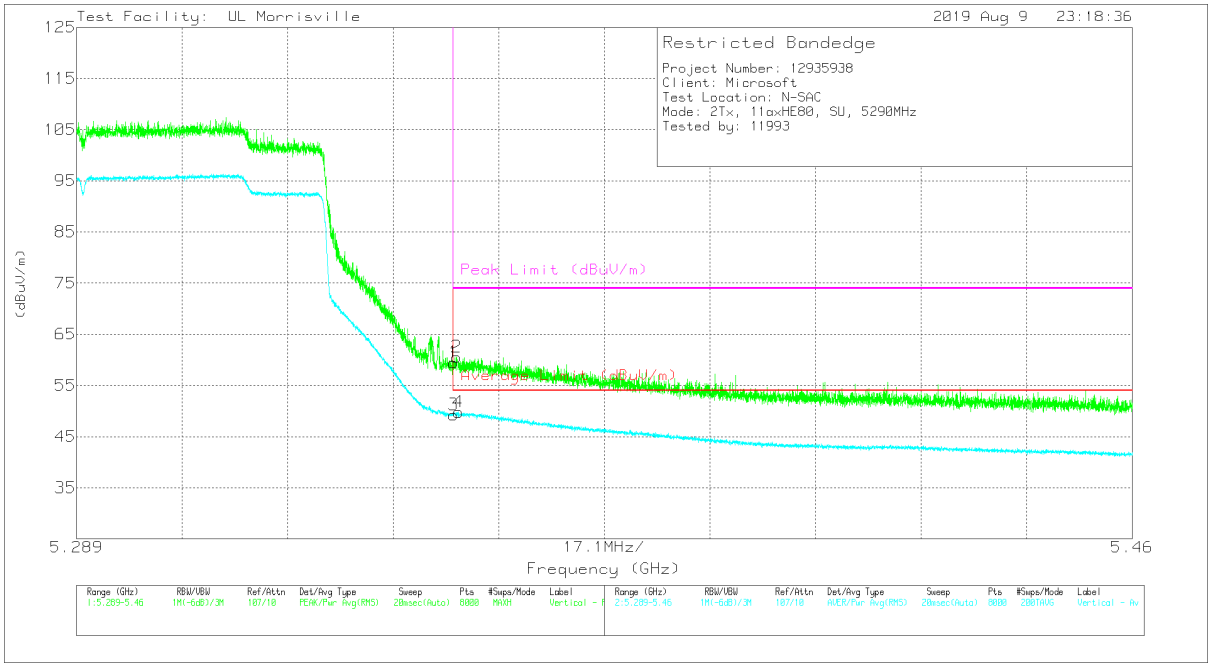

Marker	Frequency (GHz)	Meter Reading (dBuV)	Det	AT0067 AF (dBuV/m)	Amp/Cbl/Fltr/Pad (dB)	Corrected Reading (dBuV/m)	Average Limit (dBuV/m)	Margin (dB)	Peak Limit (dBuV/m)	PK Margin (dB)	Azimuth (Degs)	Height (cm)	Polarity
1	* ** 5.35001	48.1	Pk	34.4	-23	59.5	-	-	74	-14.5	299	272	V
2	* ** 5.35055	49.18	Pk	34.4	-23	60.58	-	-	74	-13.42	299	272	V
3	* ** 5.35001	37.89	RMS	34.4	-23	49.29	54	-4.71	-	-	299	272	V
4	* ** 5.35089	38.4	RMS	34.4	-23	49.8	54	-4.2	-	-	299	272	V

* - indicates frequency in CFR47 Pt 15 / IC RSS-Restricted Band
** - indicates frequency in Taiwan NCC LP0002 Restricted Band
Pk - Peak detector
RMS - RMS detection

UL LLC
12 Laboratory Dr., RTP, NC 27709; USA
TEL:(919) 549-1400

This report shall not be reproduced except in full, without the written approval of UL LLC

2TX Antenna 1 + Antenna 2 OFDMA MODE – 996-Tones, RU Index 67

BANDEDGE (MID CHANNEL)

HORIZONTAL RESULT

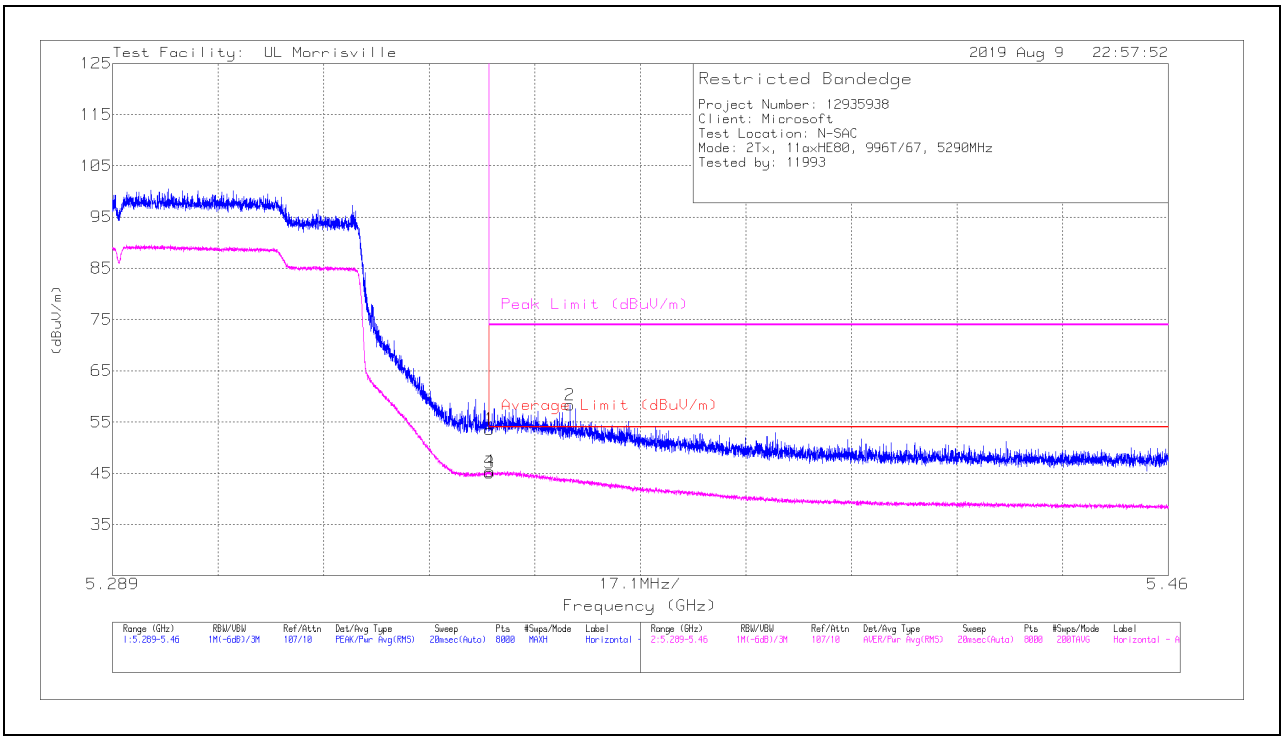

Marker	Frequency (GHz)	Meter Reading (dBuV)	Det	AT0067 AF (dBuV/m)	Amp/Cbl/Fltr/Pad (dB)	Corrected Reading (dBuV/m)	Average Limit (dBuV/m)	Margin (dB)	Peak Limit (dBuV/m)	PK Margin (dB)	Azimuth (Degs)	Height (cm)	Polarity
1	* ** 5.35001	42.19	Pk	34.4	-23	53.59	-	-	74	-20.41	340	366	H
2	* ** 5.36305	47.05	Pk	34.4	-23.1	58.35	-	-	74	-15.65	340	366	H
3	* ** 5.35001	33.69	RMS	34.4	-23	45.09	54	-8.91	-	-	340	366	H
4	* ** 5.3501	33.98	RMS	34.4	-23	45.38	54	-8.62	-	-	340	366	H

* - indicates frequency in CFR47 Pt 15 / IC RSS-Restricted Band
** - indicates frequency in Taiwan NCC LP0002 Restricted Band
Pk - Peak detector
RMS - RMS detection

UL LLC
12 Laboratory Dr., RTP, NC 27709; USA TEL:(919) 549-1400
This report shall not be reproduced except in full, without the written approval of UL LLC

VERTICAL RESULT

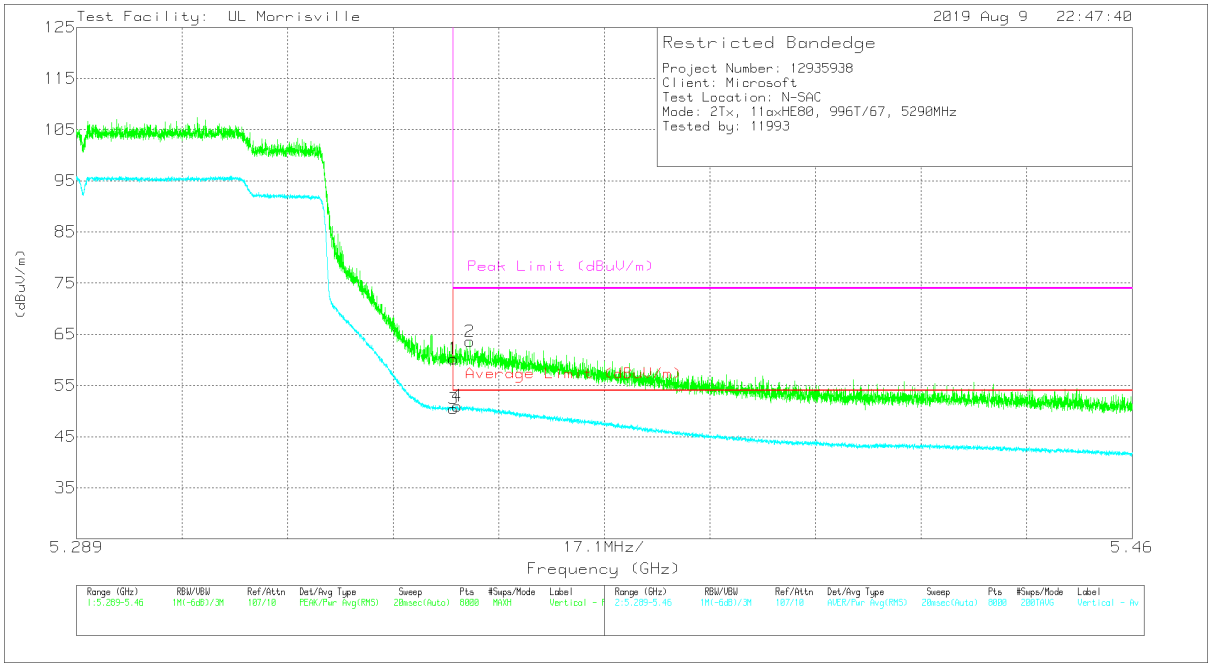

Marker	Frequency (GHz)	Meter Reading (dBuV)	Det	AT0067 AF (dBuV/m)	Amp/Cbl/Fltr/Pad (dB)	Corrected Reading (dBuV/m)	Average Limit (dBuV/m)	Margin (dB)	Peak Limit (dBuV/m)	PK Margin (dB)	Azimuth (Degs)	Height (cm)	Polarity
1	* ** 5.35001	48.82	Pk	34.4	-23	60.22	-	-	74	-13.78	301	262	V
2	* ** 5.35273	52.34	Pk	34.4	-23.1	63.64	-	-	74	-10.36	301	262	V
3	* ** 5.35001	39.07	RMS	34.4	-23	50.47	54	-3.53	-	-	301	262	V
4	* ** 5.35065	39.6	RMS	34.4	-23	51	54	-3	-	-	301	262	V

* - indicates frequency in CFR47 Pt 15 / IC RSS-Restricted Band
** - indicates frequency in Taiwan NCC LP0002 Restricted Band
Pk - Peak detector
RMS - RMS detection

UL LLC
12 Laboratory Dr., RTP, NC 27709; USA
TEL:(919) 549-1400

This report shall not be reproduced except in full, without the written approval of UL LLC

2TX Antenna 1 + Antenna 2 OFDMA MODE – 484-Tones, RU Index 66

BANDEDGE (MID CHANNEL)

HORIZONTAL RESULT

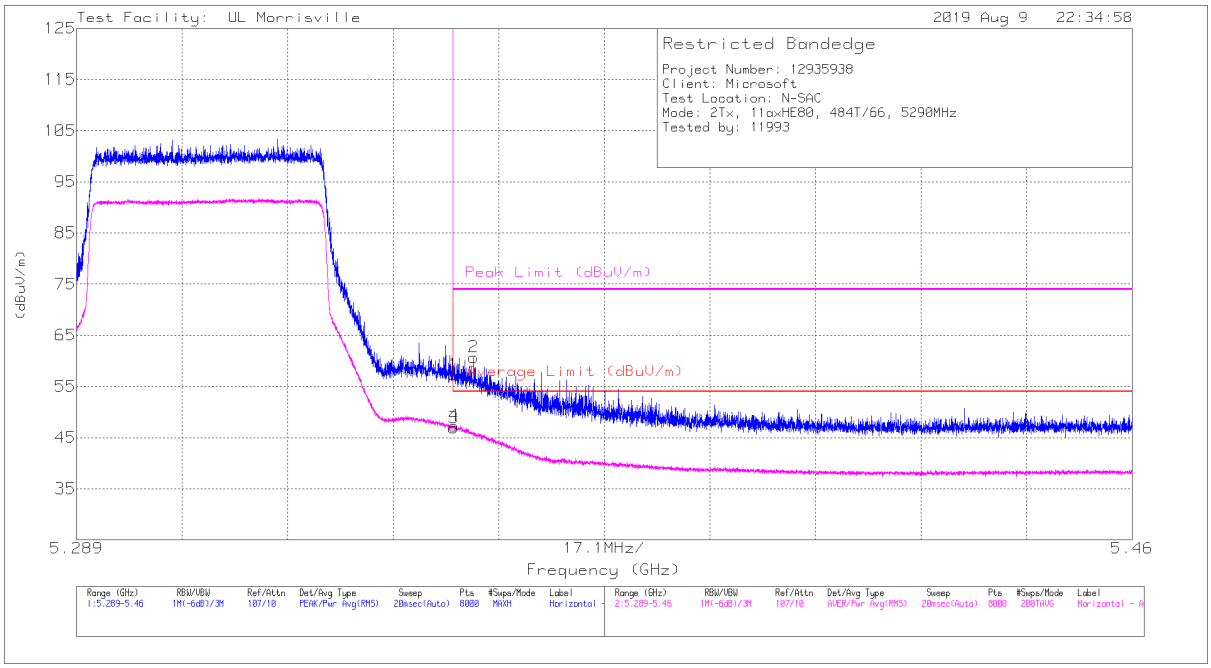

Marker	Frequency (GHz)	Meter Reading (dBuV)	Det	AT0067 AF (dBuV/m)	Amp/Cbl/Fltr/Pad (dB)	Corrected Reading (dBuV/m)	Average Limit (dBuV/m)	Margin (dB)	Peak Limit (dBuV/m)	PK Margin (dB)	Azimuth (Degs)	Height (cm)	Polarity
1	* ** 5.35001	45.96	Pk	34.4	-23	57.36	-	-	74	-16.64	341	246	H
2	* ** 5.35335	49.43	Pk	34.4	-23.1	60.73	-	-	74	-13.27	341	246	H
3	* ** 5.35001	35.5	RMS	34.4	-23	46.9	54	-7.1	-	-	341	246	H
4	* ** 5.35012	35.92	RMS	34.4	-23	47.32	54	-6.68	-	-	341	246	H

* - indicates frequency in CFR47 Pt 15 / IC RSS-Restricted Band
** - indicates frequency in Taiwan NCC LP0002 Restricted Band
Pk - Peak detector
RMS - RMS detection

UL LLC
12 Laboratory Dr., RTP, NC 27709; USA TEL:(919) 549-1400
This report shall not be reproduced except in full, without the written approval of UL LLC

VERTICAL RESULT

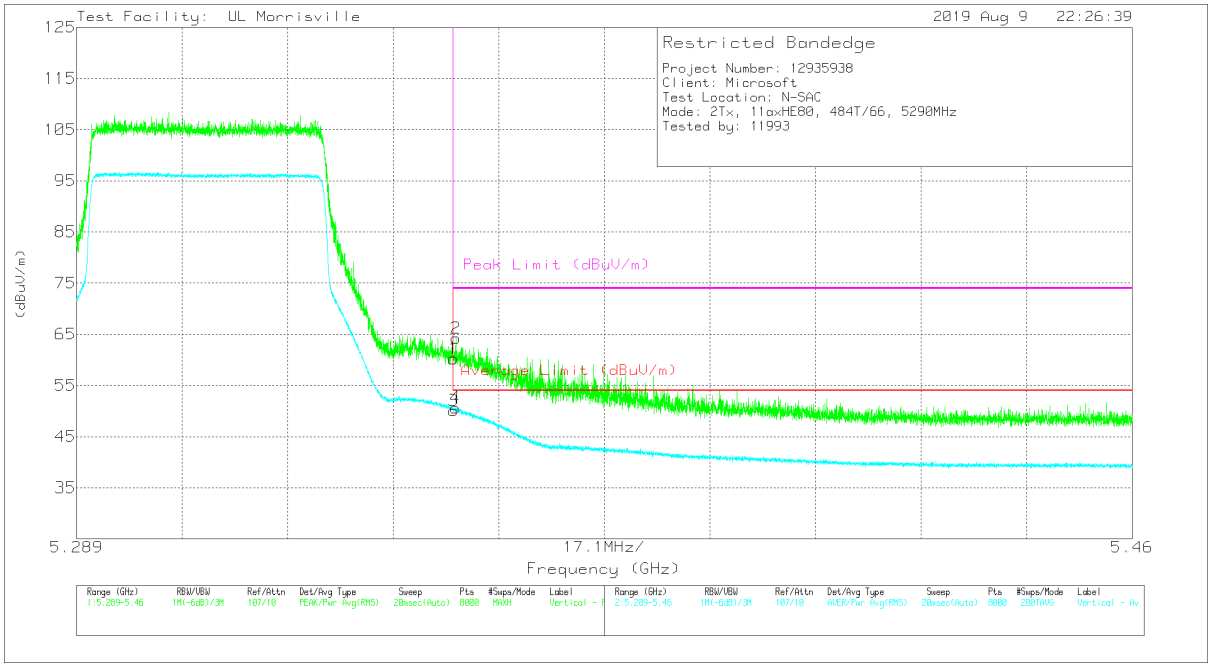

Marker	Frequency (GHz)	Meter Reading (dBuV)	Det	AT0067 AF (dBuV/m)	Amp/Cbl/Fltr/Pad (dB)	Corrected Reading (dBuV/m)	Average Limit (dBuV/m)	Margin (dB)	Peak Limit (dBuV/m)	PK Margin (dB)	Azimuth (Degs)	Height (cm)	Polarity
1	* ** 5.35001	48.85	Pk	34.4	-23	60.25	-	-	74	-13.75	349	245	V
2	* ** 5.35042	52.8	Pk	34.4	-23	64.2	-	-	74	-9.8	349	245	V
3	* ** 5.35001	38.71	RMS	34.4	-23	50.11	54	-3.89	-	-	349	245	V
4	* ** 5.35033	39.22	RMS	34.4	-23	50.62	54	-3.38	-	-	349	245	V

* - indicates frequency in CFR47 Pt 15 / IC RSS-Restricted Band
** - indicates frequency in Taiwan NCC LP0002 Restricted Band
Pk - Peak detector
RMS - RMS detection

UL LLC
12 Laboratory Dr., RTP, NC 27709; USA
TEL:(919) 549-1400

This report shall not be reproduced except in full, without the written approval of UL LLC

2TX Antenna 1 + Antenna 2 OFDMA MODE – 242-Tones, RU Index 64

BANDEDGE (MID CHANNEL)

HORIZONTAL RESULT

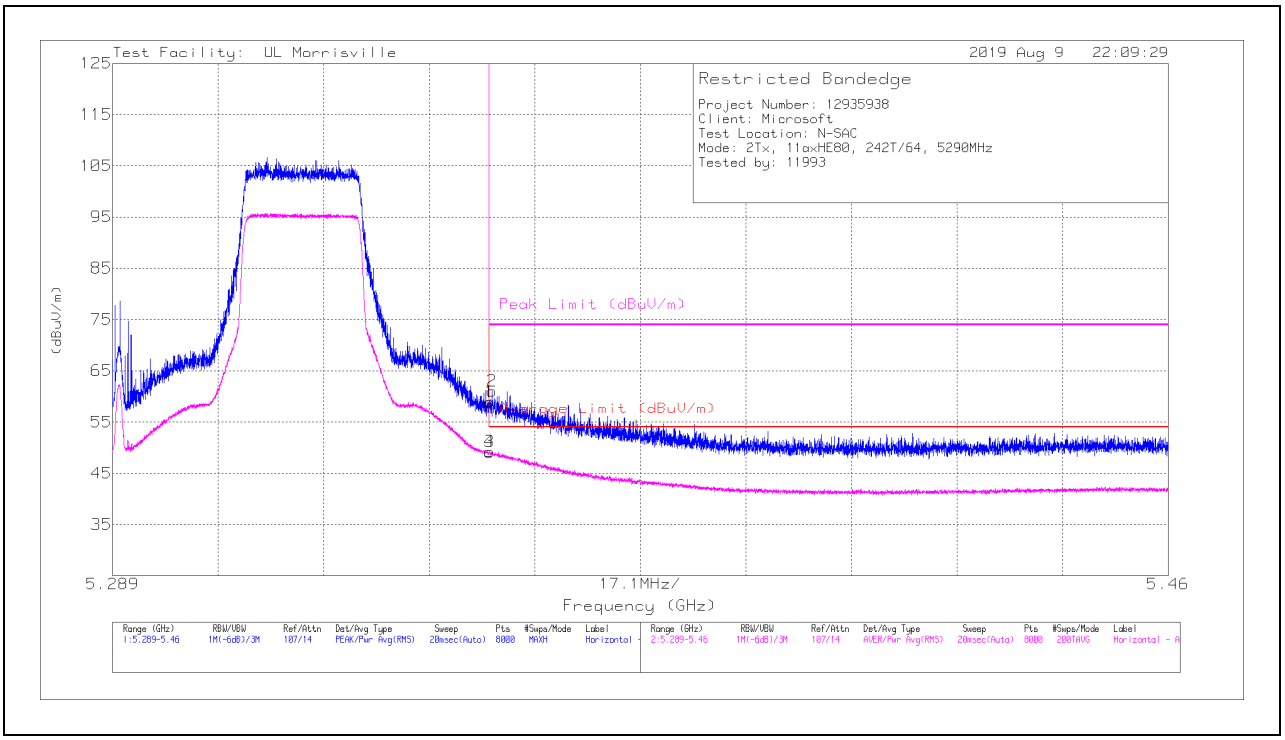

Marker	Frequency (GHz)	Meter Reading (dBuV)	Det	AT0067 AF (dBuV/m)	Amp/Cbl/Fltr/Pad (dB)	Corrected Reading (dBuV/m)	Average Limit (dBuV/m)	Margin (dB)	Peak Limit (dBuV/m)	PK Margin (dB)	Azimuth (Degs)	Height (cm)	Polarity
1	* ** 5.35001	47.52	Pk	34.4	-23	58.92	-	-	74	-15.08	340	354	H
2	* ** 5.35046	49.64	Pk	34.4	-23	61.04	-	-	74	-12.96	340	354	H
3	* ** 5.35001	37.79	RMS	34.4	-23	49.19	54	-4.81	-	-	340	354	H
4	* ** 5.35008	37.86	RMS	34.4	-23	49.26	54	-4.74	-	-	340	354	H

* - indicates frequency in CFR47 Pt 15 / IC RSS-Restricted Band
** - indicates frequency in Taiwan NCC LP0002 Restricted Band
Pk - Peak detector
RMS - RMS detection

This report shall not be reproduced except in full, without the written approval of UL LLC

VERTICAL RESULT

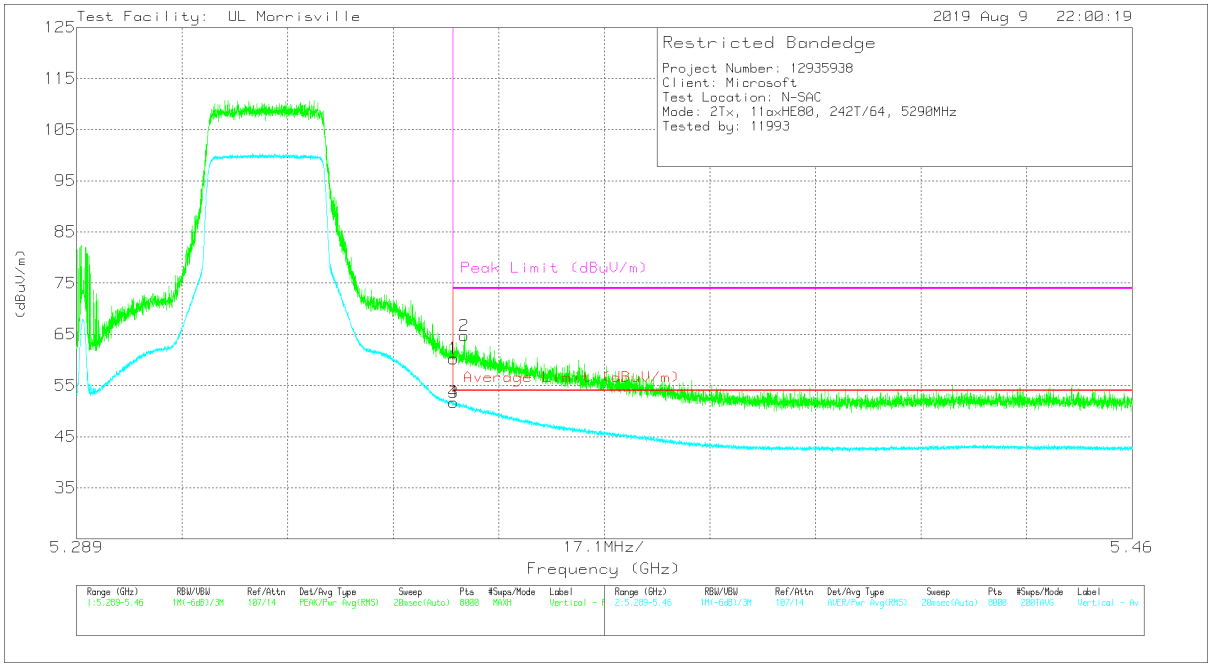

Marker	Frequency (GHz)	Meter Reading (dBuV)	Det	AT0067 AF (dBuV/m)	Amp/Cbl/Fltr/Pad (dB)	Corrected Reading (dBuV/m)	Average Limit (dBuV/m)	Margin (dB)	Peak Limit (dBuV/m)	PK Margin (dB)	Azimuth (Degs)	Height (cm)	Polarity
1	* ** 5.35001	48.85	Pk	34.4	-23	60.25	-	-	74	-13.75	350	248	V
2	* ** 5.35174	53.34	Pk	34.4	-23	64.74	-	-	74	-9.26	350	248	V
3	* ** 5.35001	40.28	RMS	34.4	-23	51.68	54	-2.32	-	-	350	248	V
4	* ** 5.35003	40.31	RMS	34.4	-23	51.71	54	-2.29	-	-	350	248	V

* - indicates frequency in CFR47 Pt 15 / IC RSS-Restricted Band
** - indicates frequency in Taiwan NCC LP0002 Restricted Band
Pk - Peak detector
RMS - RMS detection

UL LLC
12 Laboratory Dr., RTP, NC 27709; USA
TEL:(919) 549-1400

This report shall not be reproduced except in full, without the written approval of UL LLC

2TX Antenna 1 + Antenna 2 OFDMA MODE – 106-Tones, RU Index 60

BANDEDGE (MID CHANNEL)

HORIZONTAL RESULT

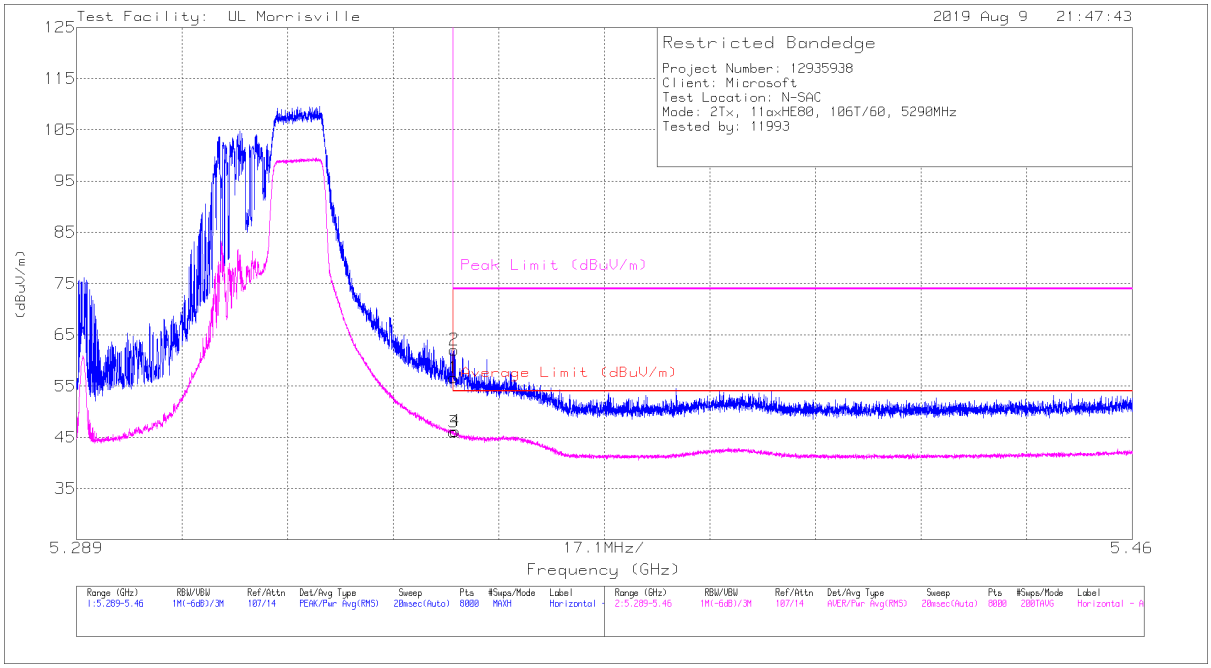

Marker	Frequency (GHz)	Meter Reading (dBuV)	Det	AT0067 AF (dBuV/m)	Amp/Cbl/Fltr/Pad (dB)	Corrected Reading (dBuV/m)	Average Limit (dBuV/m)	Margin (dB)	Peak Limit (dBuV/m)	PK Margin (dB)	Azimuth (Degs)	Height (cm)	Polarity
1	* ** 5.35001	45.21	Pk	34.4	-23	56.61	-	-	74	-17.39	336	373	H
2	* ** 5.35018	50.67	Pk	34.4	-23	62.07	-	-	74	-11.93	336	373	H
3	* ** 5.35001	34.65	RMS	34.4	-23	46.05	54	-7.95	-	-	336	373	H
4	* ** 5.35036	34.83	RMS	34.4	-23	46.23	54	-7.77	-	-	336	373	H

* - indicates frequency in CFR47 Pt 15 / IC RSS-Restricted Band
** - indicates frequency in Taiwan NCC LP0002 Restricted Band
Pk - Peak detector
RMS - RMS detection

UL LLC
12 Laboratory Dr., RTP, NC 27709; USA TEL:(919) 549-1400
This report shall not be reproduced except in full, without the written approval of UL LLC

VERTICAL RESULT

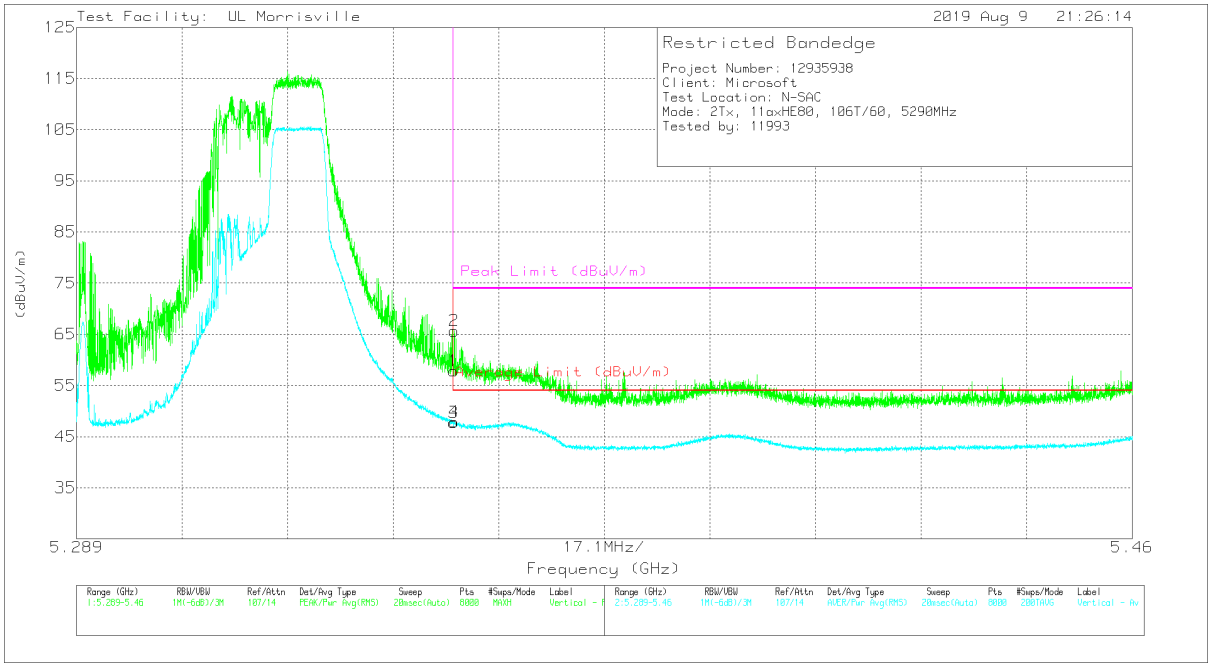

Marker	Frequency (GHz)	Meter Reading (dBuV)	Det	AT0067 AF (dBuV/m)	Amp/Cbl/Fltr/Pad (dB)	Corrected Reading (dBuV/m)	Average Limit (dBuV/m)	Margin (dB)	Peak Limit (dBuV/m)	PK Margin (dB)	Azimuth (Degs)	Height (cm)	Polarity
1	* ** 5.35001	46.44	Pk	34.4	-23	57.84	-	-	74	-16.16	311	258	V
2	* ** 5.35018	54.26	Pk	34.4	-23	65.66	-	-	74	-8.34	311	258	V
3	* ** 5.35001	36.39	RMS	34.4	-23	47.79	54	-6.21	-	-	311	258	V
4	* ** 5.35016	36.45	RMS	34.4	-23	47.85	54	-6.15	-	-	311	258	V

* - indicates frequency in CFR47 Pt 15 / IC RSS-Restricted Band
** - indicates frequency in Taiwan NCC LP0002 Restricted Band
Pk - Peak detector
RMS - RMS detection

UL LLC
12 Laboratory Dr., RTP, NC 27709; USA
TEL:(919) 549-1400

This report shall not be reproduced except in full, without the written approval of UL LLC

2TX Antenna 1 + Antenna 2 OFDMA MODE – 52-Tones, RU Index 52

BANDEDGE (MID CHANNEL)

HORIZONTAL RESULT

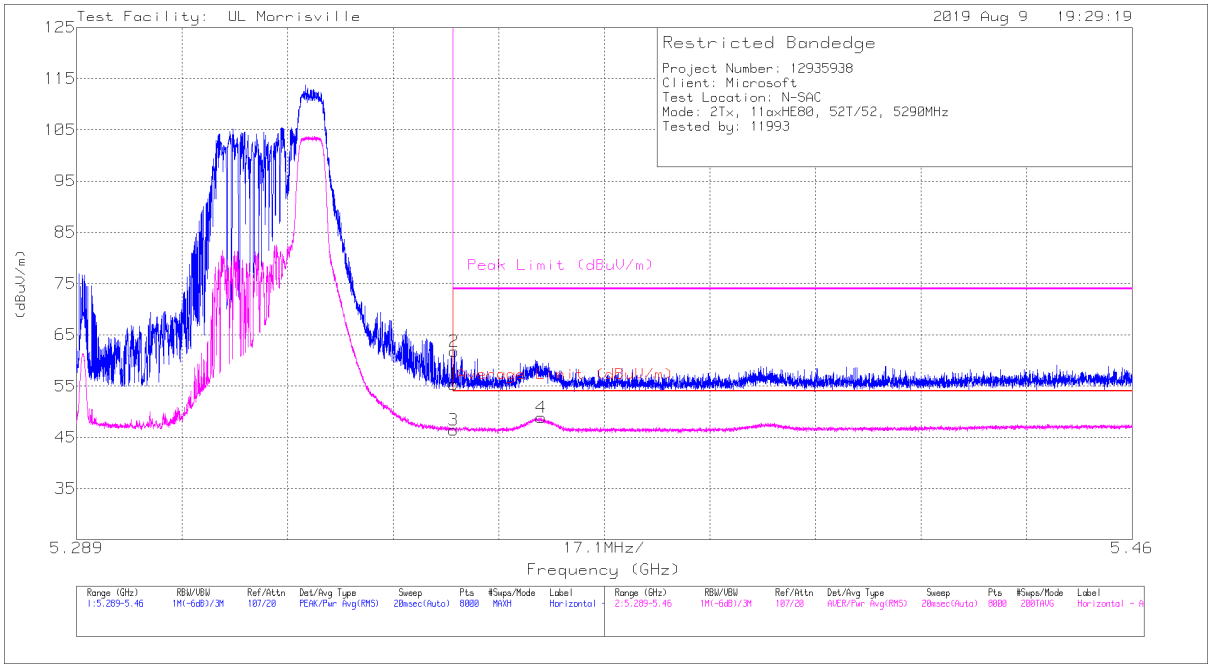

Marker	Frequency (GHz)	Meter Reading (dBuV)	Det	AT0067 AF (dBuV/m)	Amp/Cbl/Fltr/Pad (dB)	Corrected Reading (dBuV/m)	Average Limit (dBuV/m)	Margin (dB)	Peak Limit (dBuV/m)	PK Margin (dB)	Azimuth (Degs)	Height (cm)	Polarity
1	* ** 5.35001	43.94	Pk	34.4	-23	55.34	-	-	74	-18.66	345	274	H
2	* ** 5.35012	50.36	Pk	34.4	-23	61.76	-	-	74	-12.24	345	274	H
3	* ** 5.35001	35.04	RMS	34.4	-23	46.44	54	-7.56	-	-	345	274	H
4	* ** 5.36425	37.54	RMS	34.4	-23.1	48.84	54	-5.16	-	-	345	274	H

* - indicates frequency in CFR47 Pt 15 / IC RSS-Restricted Band
** - indicates frequency in Taiwan NCC LP0002 Restricted Band
Pk - Peak detector
RMS - RMS detection

UL LLC
12 Laboratory Dr., RTP, NC 27709; USA TEL:(919) 549-1400
This report shall not be reproduced except in full, without the written approval of UL LLC

VERTICAL RESULT

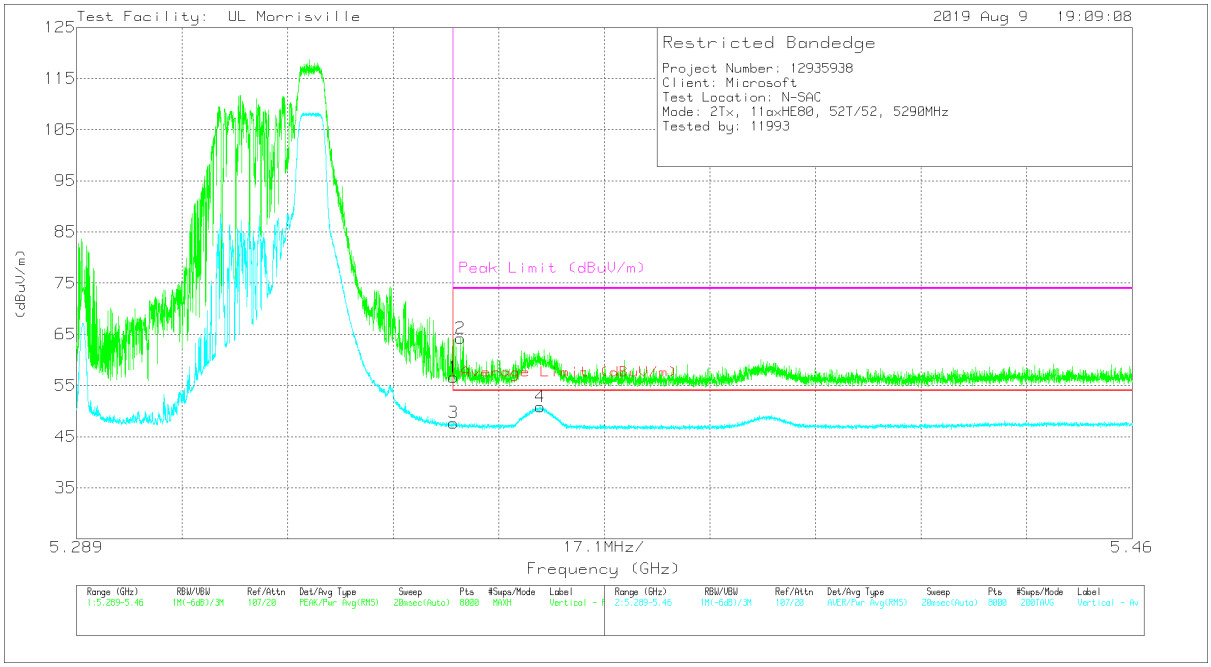

Marker	Frequency (GHz)	Meter Reading (dBuV)	Det	AT0067 AF (dBuV/m)	Amp/Cbl/Fltr/Pad (dB)	Corrected Reading (dBuV/m)	Average Limit (dBuV/m)	Margin (dB)	Peak Limit (dBuV/m)	PK Margin (dB)	Azimuth (Degs)	Height (cm)	Polarity
1	* ** 5.35001	45.19	Pk	34.4	-23	56.59	-	-	74	-17.41	351	244	V
2	* ** 5.35119	52.83	Pk	34.4	-23	64.23	-	-	74	-9.77	351	244	V
3	* ** 5.35001	36.3	RMS	34.4	-23	47.7	54	-6.3	-	-	351	244	V
4	* ** 5.36408	39.53	RMS	34.4	-23.1	50.83	54	-3.17	-	-	351	244	V

* - indicates frequency in CFR47 Pt 15 / IC RSS-Restricted Band
** - indicates frequency in Taiwan NCC LP0002 Restricted Band
Pk - Peak detector
RMS - RMS detection

UL LLC
12 Laboratory Dr., RTP, NC 27709; USA
TEL:(919) 549-1400

This report shall not be reproduced except in full, without the written approval of UL LLC

2TX Antenna 1 + Antenna 2 OFDMA MODE – 26-Tones, RU Index 36

BANDEDGE (MID CHANNEL)

HORIZONTAL RESULT

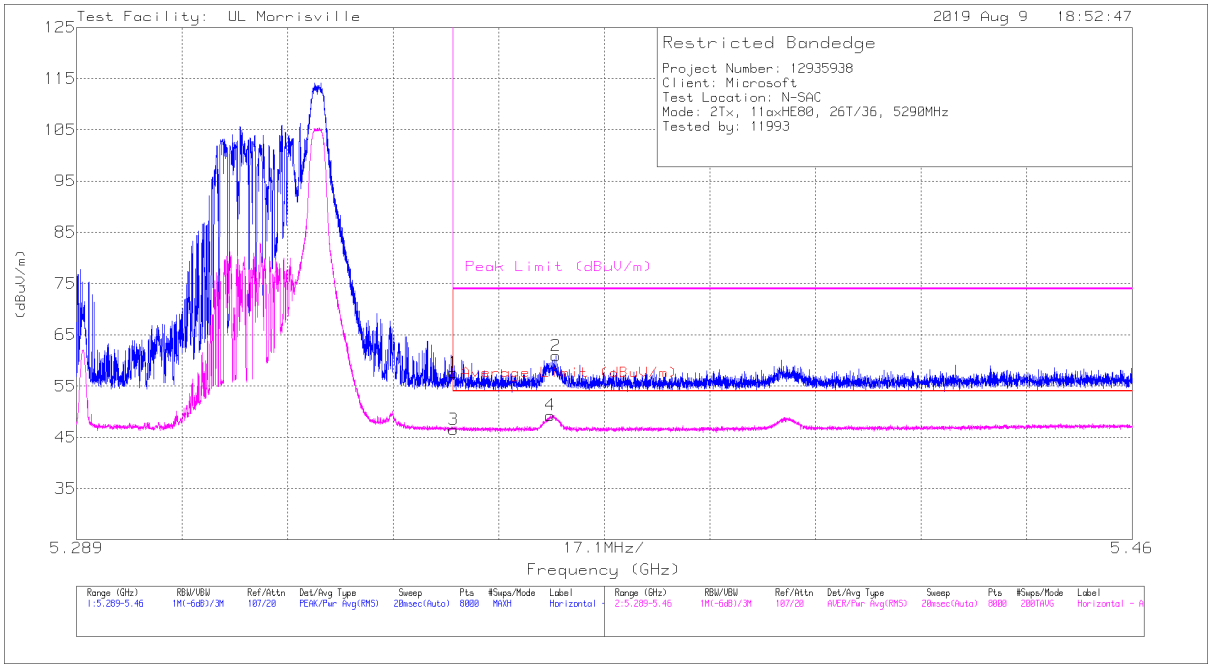

Marker	Frequency (GHz)	Meter Reading (dBuV)	Det	AT0067 AF (dBuV/m)	Amp/Cbl/Fltr/Pad (dB)	Corrected Reading (dBuV/m)	Average Limit (dBuV/m)	Margin (dB)	Peak Limit (dBuV/m)	PK Margin (dB)	Azimuth (Degs)	Height (cm)	Polarity
1	* ** 5.35001	46.22	Pk	34.4	-23	57.62	-	-	74	-16.38	38	353	H
2	* ** 5.36662	49.49	Pk	34.4	-23	60.89	-	-	74	-13.11	38	353	H
3	* ** 5.35001	35.12	RMS	34.4	-23	46.52	54	-7.48	-	-	38	353	H
4	* ** 5.36577	37.9	RMS	34.4	-23	49.3	54	-4.7	-	-	38	353	H

* - indicates frequency in CFR47 Pt 15 / IC RSS-Restricted Band
** - indicates frequency in Taiwan NCC LP0002 Restricted Band
Pk - Peak detector
RMS - RMS detection

UL LLC
12 Laboratory Dr., RTP, NC 27709; USA TEL:(919) 549-1400
This report shall not be reproduced except in full, without the written approval of UL LLC

VERTICAL RESULT

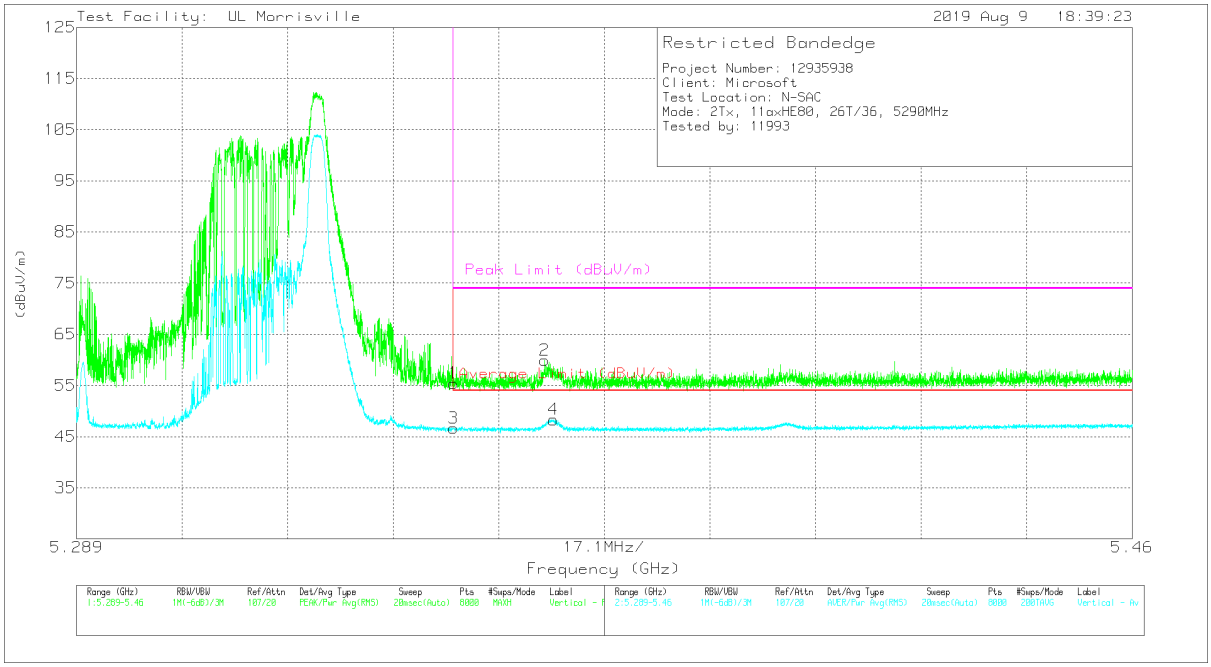

Marker	Frequency (GHz)	Meter Reading (dBuV)	Det	AT0067 AF (dBuV/m)	Amp/Cbl/Fltr/Pad (dB)	Corrected Reading (dBuV/m)	Average Limit (dBuV/m)	Margin (dB)	Peak Limit (dBuV/m)	PK Margin (dB)	Azimuth (Degs)	Height (cm)	Polarity
1	* ** 5.35001	44.02	Pk	34.4	-23	55.42	-	-	74	-18.58	262	97	V
2	* ** 5.36481	48.49	Pk	34.4	-23	59.89	-	-	74	-14.11	262	97	V
3	* ** 5.35001	35.26	RMS	34.4	-23	46.66	54	-7.34	-	-	262	97	V
4	* ** 5.36624	36.92	RMS	34.4	-23	48.32	54	-5.68	-	-	262	97	V

* - indicates frequency in CFR47 Pt 15 / IC RSS-Restricted Band
** - indicates frequency in Taiwan NCC LP0002 Restricted Band
Pk - Peak detector
RMS - RMS detection

UL LLC
12 Laboratory Dr., RTP, NC 27709; USA
TEL:(919) 549-1400

This report shall not be reproduced except in full, without the written approval of UL LLC

10.1.7. TX ABOVE 1 GHz 802.11ax HE160 MODE IN THE 5.2 & 5.3 GHz BAND

2TX Antenna 1 + Antenna 2 OFDMA MODE – SU MODE

BANDEDGE (MID CHANNEL LOW EDGE)

HORIZONTAL RESULT

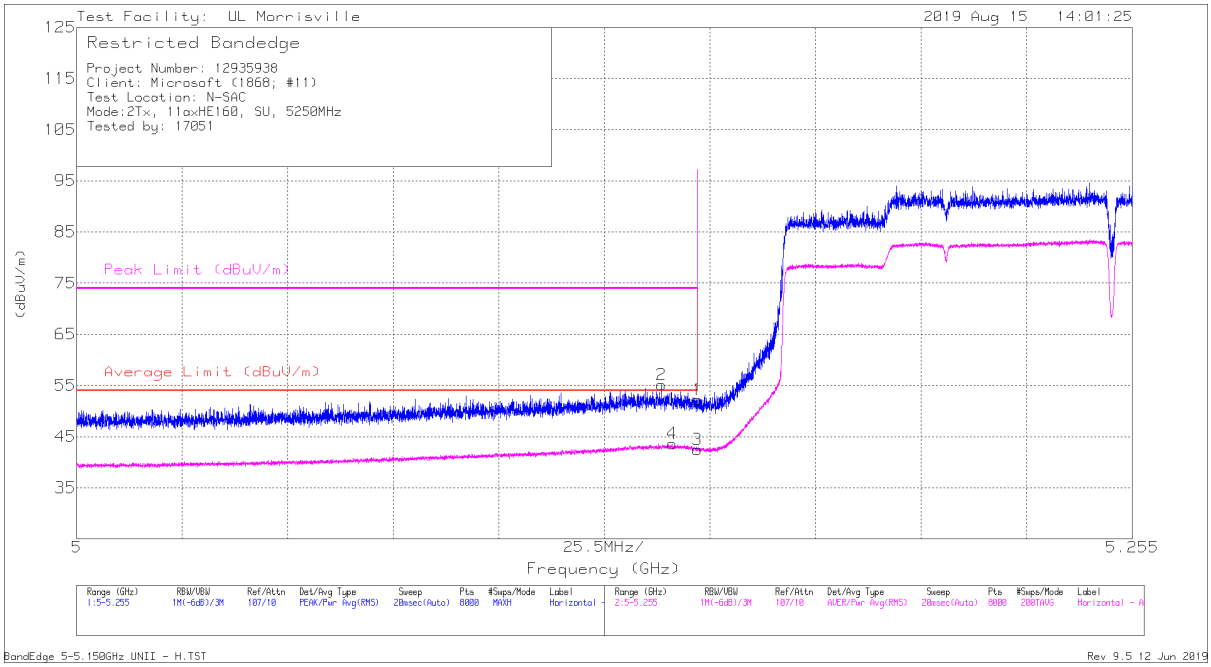

Marker	Frequency (GHz)	Meter Reading (dBuV)	Det	AT0067 AF (dBuV/m)	Amp/Cbl/Fltr/Pad (dB)	Corrected Reading (dBuV/m)	Average Limit (dBuV/m)	Margin (dB)	Peak Limit (dBuV/m)	PK Margin (dB)	Azimuth (Degs)	Height (cm)	Polarity
1	* ** 5.14999	40.68	Pk	34.1	-22.6	52.18	-	-	74	-21.82	337	385	H
2	* ** 5.14132	43.63	Pk	34.1	-22.6	55.13	-	-	74	-18.87	337	385	H
3	* ** 5.14999	30.98	RMS	34.1	-22.6	42.48	54	-11.52	-	-	337	385	H
4	* ** 5.14387	32.03	RMS	34.1	-22.5	43.63	54	-10.37	-	-	337	385	H

* - indicates frequency in CFR47 Pt 15 / IC RSS-Restricted Band
** - indicates frequency in Taiwan NCC LP0002 Restricted Band
Pk - Peak detector
RMS - RMS detection

UL LLC
12 Laboratory Dr., RTP, NC 27709; USA TEL:(919) 549-1400
This report shall not be reproduced except in full, without the written approval of UL LLC

VERTICAL RESULT

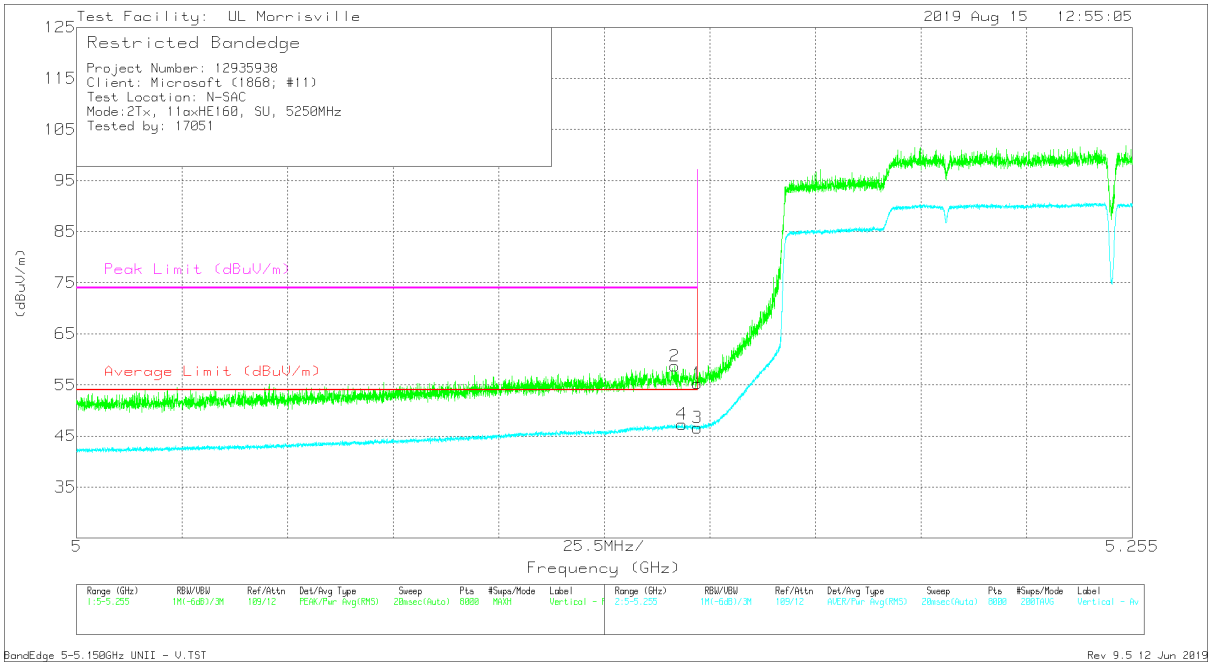

Marker	Frequency (GHz)	Meter Reading (dBuV)	Det	AT0067 AF (dBuV/m)	Amp/Cbl/Fltr/Pad (dB)	Corrected Reading (dBuV/m)	Average Limit (dBuV/m)	Margin (dB)	Peak Limit (dBuV/m)	PK Margin (dB)	Azimuth (Degs)	Height (cm)	Polarity
1	* ** 5.14999	43.79	Pk	34.1	-22.6	55.29	-	-	74	-18.71	307	268	V
2	* ** 5.14444	47.06	Pk	34.1	-22.5	58.66	-	-	74	-15.34	307	268	V
3	* ** 5.14999	35.11	RMS	34.1	-22.6	46.61	54	-7.39	-	-	307	268	V
4	* ** 5.14623	35.82	RMS	34.1	-22.6	47.32	54	-6.68	-	-	307	268	V

* - indicates frequency in CFR47 Pt 15 / IC RSS-Restricted Band
** - indicates frequency in Taiwan NCC LP0002 Restricted Band
Pk - Peak detector
RMS - RMS detection

UL LLC
12 Laboratory Dr., RTP, NC 27709; USA
TEL:(919) 549-1400

This report shall not be reproduced except in full, without the written approval of UL LLC

BANDEDGE (MID CHANNEL HIGH EDGE)

HORIZONTAL RESULT

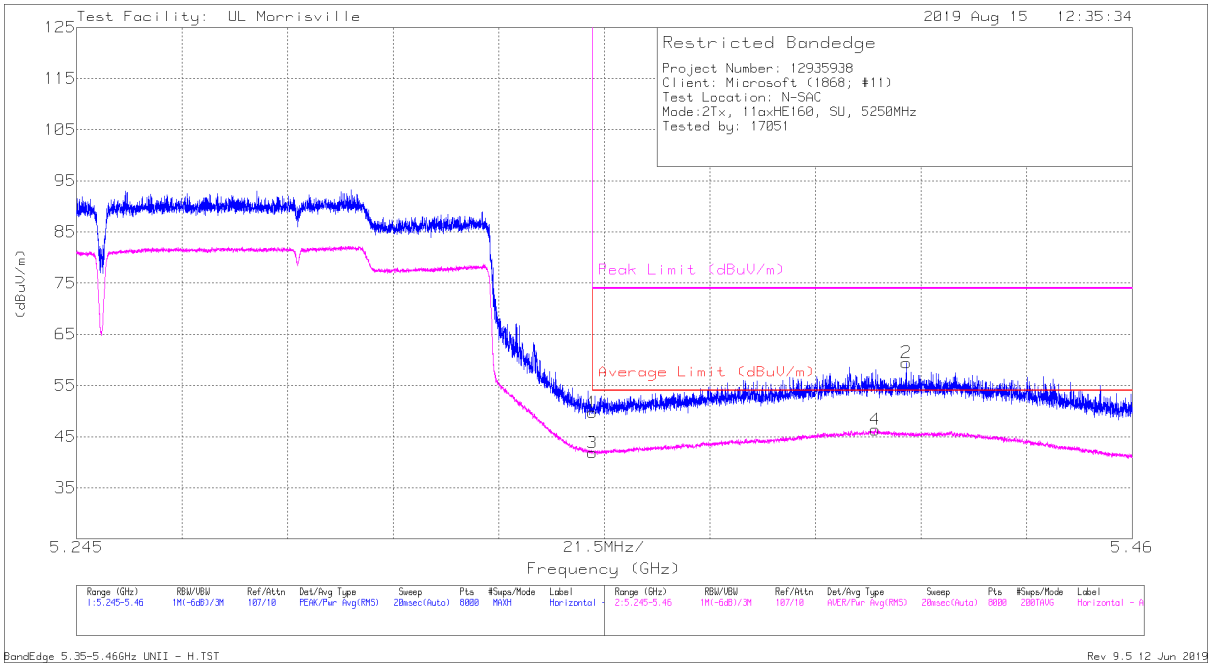

Marker	Frequency (GHz)	Meter Reading (dBuV)	Det	AT0067 AF (dBuV/m)	Amp/Cbl/Fltr/Pad (dB)	Corrected Reading (dBuV/m)	Average Limit (dBuV/m)	Margin (dB)	Peak Limit (dBuV/m)	PK Margin (dB)	Azimuth (Degs)	Height (cm)	Polarity
1	* ** 5.35001	38.35	Pk	34.4	-23	49.75	-	-	74	-24.25	34	331	H
2	* ** 5.41398	48.08	Pk	34.4	-23	59.48	-	-	74	-14.52	34	331	H
3	* ** 5.35001	30.49	RMS	34.4	-23	41.89	54	-12.11	-	-	34	331	H
4	* ** 5.40769	34.96	RMS	34.4	-23	46.36	54	-7.64	-	-	34	331	H

* - indicates frequency in CFR47 Pt 15 / IC RSS-Restricted Band
** - indicates frequency in Taiwan NCC LP0002 Restricted Band
Pk - Peak detector
RMS - RMS detection

UL LLC
12 Laboratory Dr., RTP, NC 27709; USA
TEL:(919) 549-1400

This report shall not be reproduced except in full, without the written approval of UL LLC

VERTICAL RESULT

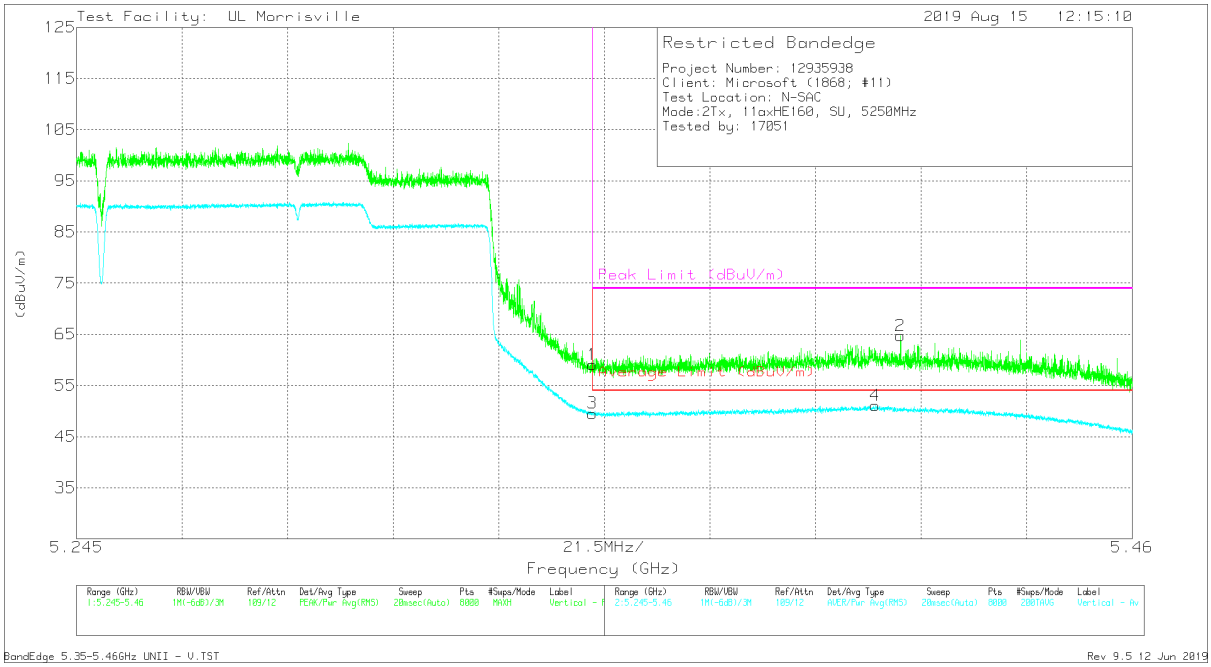

Marker	Frequency (GHz)	Meter Reading (dBuV)	Det	AT0067 AF (dBuV/m)	Amp/Cbl/Fltr/Pad (dB)	Corrected Reading (dBuV/m)	Average Limit (dBuV/m)	Margin (dB)	Peak Limit (dBuV/m)	PK Margin (dB)	Azimuth (Degs)	Height (cm)	Polarity
1	* ** 5.35001	47.67	Pk	34.4	-23	59.07	-	-	74	-14.93	302	277	V
2	* ** 5.41277	53.34	Pk	34.4	-23	64.74	-	-	74	-9.26	302	277	V
3	* ** 5.35001	38.14	RMS	34.4	-23	49.54	54	-4.46	-	-	302	277	V
4	* ** 5.40761	39.7	RMS	34.4	-23	51.1	54	-2.9	-	-	302	277	V

* - indicates frequency in CFR47 Pt 15 / IC RSS-Restricted Band
** - indicates frequency in Taiwan NCC LP0002 Restricted Band
Pk - Peak detector
RMS - RMS detection

UL LLC
12 Laboratory Dr., RTP, NC 27709; USA
TEL:(919) 549-1400

This report shall not be reproduced except in full, without the written approval of UL LLC

2TX Antenna 1 + Antenna 2 OFDMA MODE – 2x996-Tones, RU Index 68

BANDEDGE (MID CHANNEL LOW EDGE)

HORIZONTAL RESULT

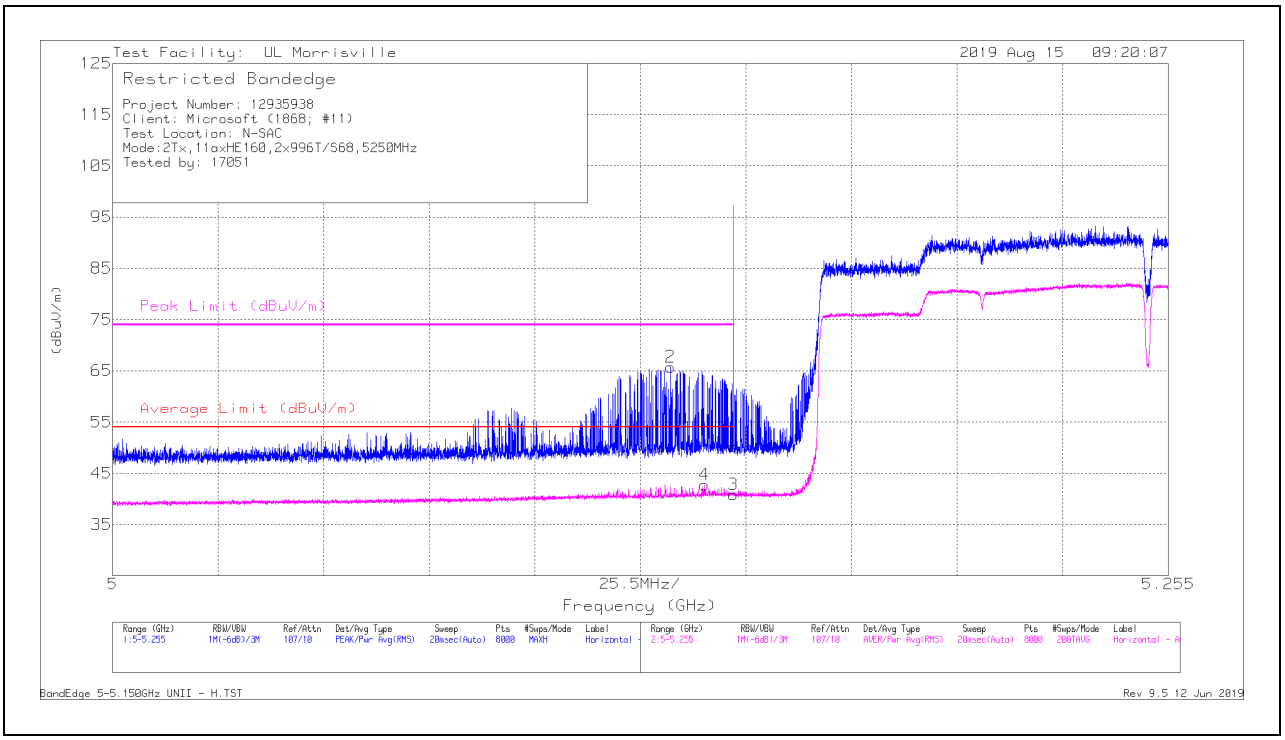

Marker	Frequency (GHz)	Meter Reading (dBuV)	Det	AT0067 AF (dBuV/m)	Amp/Cbl/Fltr/Pad (dB)	Corrected Reading (dBuV/m)	Average Limit (dBuV/m)	Margin (dB)	Peak Limit (dBuV/m)	PK Margin (dB)	Azimuth (Degs)	Height (cm)	Polarity
1	* ** 5.14999	38.7	Pk	34.1	-22.6	50.2	-	-	74	-23.8	321	389	H
2	* ** 5.13472	54.35	Pk	34.1	-22.7	65.75	-	-	74	-8.25	321	389	H
3	* ** 5.14999	29.38	RMS	34.1	-22.6	40.88	54	-13.12	-	-	321	389	H
4	* ** 5.14298	31.16	RMS	34.1	-22.5	42.76	54	-11.24	-	-	321	389	H

* - indicates frequency in CFR47 Pt 15 / IC RSS-Restricted Band
** - indicates frequency in Taiwan NCC LP0002 Restricted Band
Pk - Peak detector
RMS - RMS detection

UL LLC
12 Laboratory Dr., RTP, NC 27709; USA TEL:(919) 549-1400
This report shall not be reproduced except in full, without the written approval of UL LLC

VERTICAL RESULT

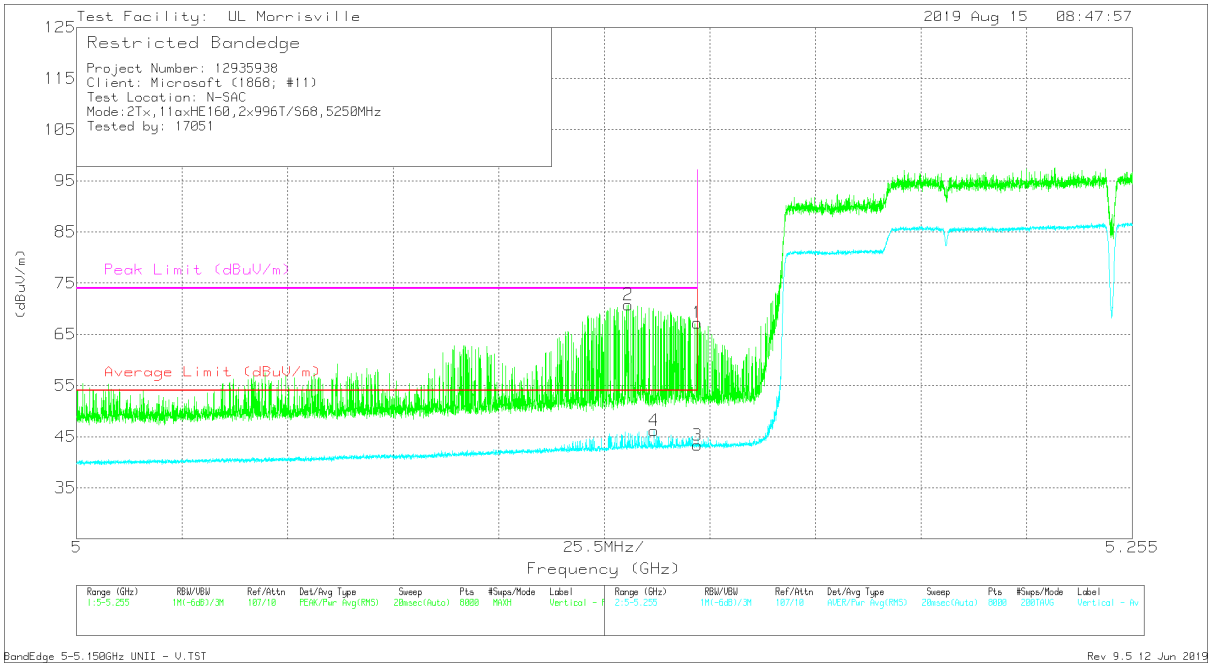

Marker	Frequency (GHz)	Meter Reading (dBuV)	Det	AT0067 AF (dBuV/m)	Amp/Cbl/Fltr/Pad (dB)	Corrected Reading (dBuV/m)	Average Limit (dBuV/m)	Margin (dB)	Peak Limit (dBuV/m)	PK Margin (dB)	Azimuth (Degs)	Height (cm)	Polarity
1	* ** 5.14999	55.75	Pk	34.1	-22.6	67.25	-	-	74	-6.75	339	285	V
2	* ** 5.13325	59.38	Pk	34.1	-22.7	70.78	-	-	74	-3.22	339	285	V
3	* ** 5.14999	31.82	RMS	34.1	-22.6	43.32	54	-10.68	-	-	339	285	V
4	* ** 5.1395	34.7	RMS	34.1	-22.6	46.2	54	-7.8	-	-	339	285	V

* - indicates frequency in CFR47 Pt 15 / IC RSS-Restricted Band
** - indicates frequency in Taiwan NCC LP0002 Restricted Band
Pk - Peak detector
RMS - RMS detection

UL LLC
12 Laboratory Dr., RTP, NC 27709; USA
TEL:(919) 549-1400

This report shall not be reproduced except in full, without the written approval of UL LLC

BANDEDGE (MID CHANNEL HIGH EDGE)

HORIZONTAL RESULT

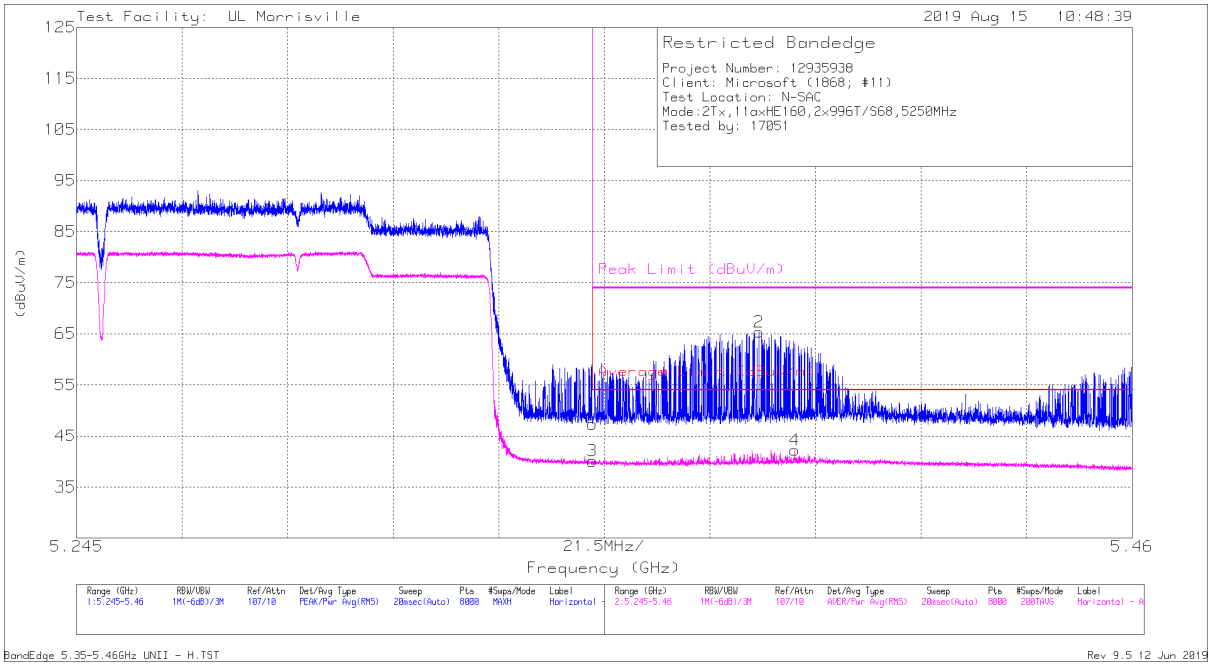

Marker	Frequency (GHz)	Meter Reading (dBuV)	Det	AT0067 AF (dBuV/m)	Amp/Cbl/Fltr/Pad (dB)	Corrected Reading (dBuV/m)	Average Limit (dBuV/m)	Margin (dB)	Peak Limit (dBuV/m)	PK Margin (dB)	Azimuth (Degs)	Height (cm)	Polarity
1	* ** 5.35001	35.95	Pk	34.4	-23	47.35	-	-	74	-26.65	318	350	H
2	* ** 5.38396	53.93	Pk	34.4	-23	65.33	-	-	74	-8.67	318	350	H
3	* ** 5.35001	28.69	RMS	34.4	-23	40.09	54	-13.91	-	-	318	350	H
4	* ** 5.39124	30.84	RMS	34.4	-23	42.24	54	-11.76	-	-	318	350	H

* - indicates frequency in CFR47 Pt 15 / IC RSS-Restricted Band
** - indicates frequency in Taiwan NCC LP0002 Restricted Band
Pk - Peak detector
RMS - RMS detection

UL LLC
12 Laboratory Dr., RTP, NC 27709; USA TEL:(919) 549-1400
This report shall not be reproduced except in full, without the written approval of UL LLC

VERTICAL RESULT

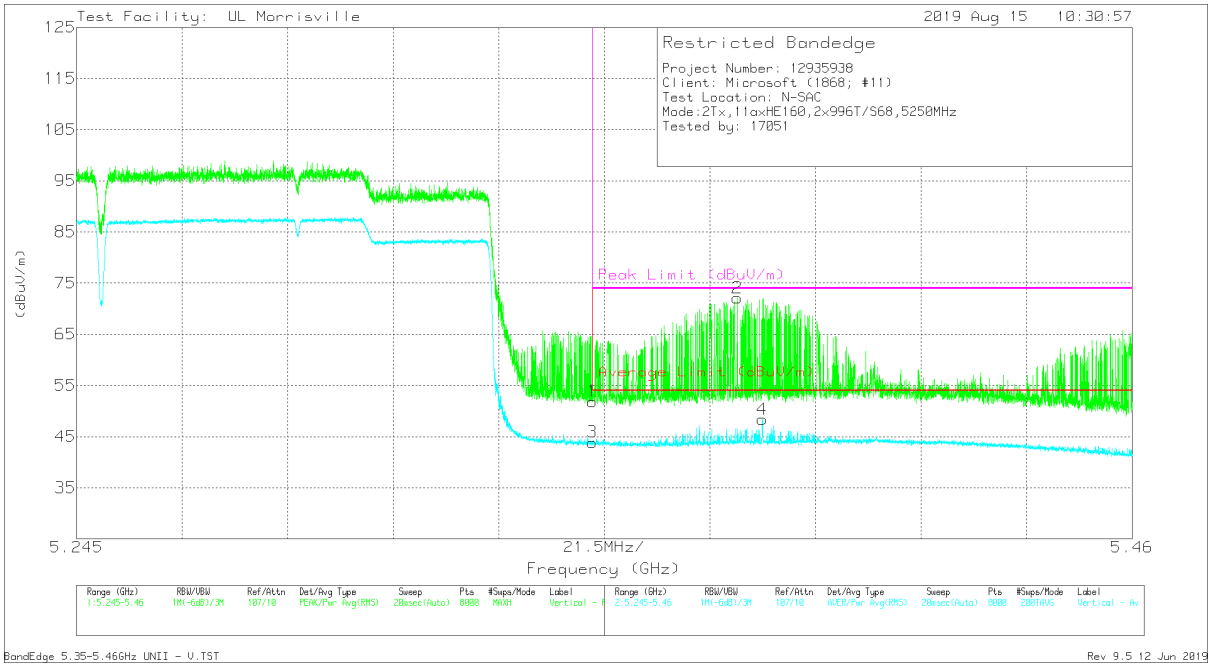

Marker	Frequency (GHz)	Meter Reading (dBuV)	Det	AT0067 AF (dBuV/m)	Amp/Cbl/Fltr/Pad (dB)	Corrected Reading (dBuV/m)	Average Limit (dBuV/m)	Margin (dB)	Peak Limit (dBuV/m)	PK Margin (dB)	Azimuth (Degs)	Height (cm)	Polarity
1	* ** 5.35001	40.48	Pk	34.4	-23	51.88	-	-	74	-22.12	302	275	V
2	* ** 5.37955	60.67	Pk	34.4	-23	72.07	-	-	74	-1.93	302	275	V
3	* ** 5.35001	32.49	RMS	34.4	-23	43.89	54	-10.11	-	-	302	275	V
4	* ** 5.38466	37.04	RMS	34.4	-23.1	48.34	54	-5.66	-	-	302	275	V

* - indicates frequency in CFR47 Pt 15 / IC RSS-Restricted Band
** - indicates frequency in Taiwan NCC LP0002 Restricted Band
Pk - Peak detector
RMS - RMS detection

UL LLC
12 Laboratory Dr., RTP, NC 27709; USA
TEL:(919) 549-1400

This report shall not be reproduced except in full, without the written approval of UL LLC

2TX Antenna 1 + Antenna 2 OFDMA MODE – 996-Tones, RU Index 67

BANDEDGE (MID CHANNEL LOW EDGE)

HORIZONTAL RESULT

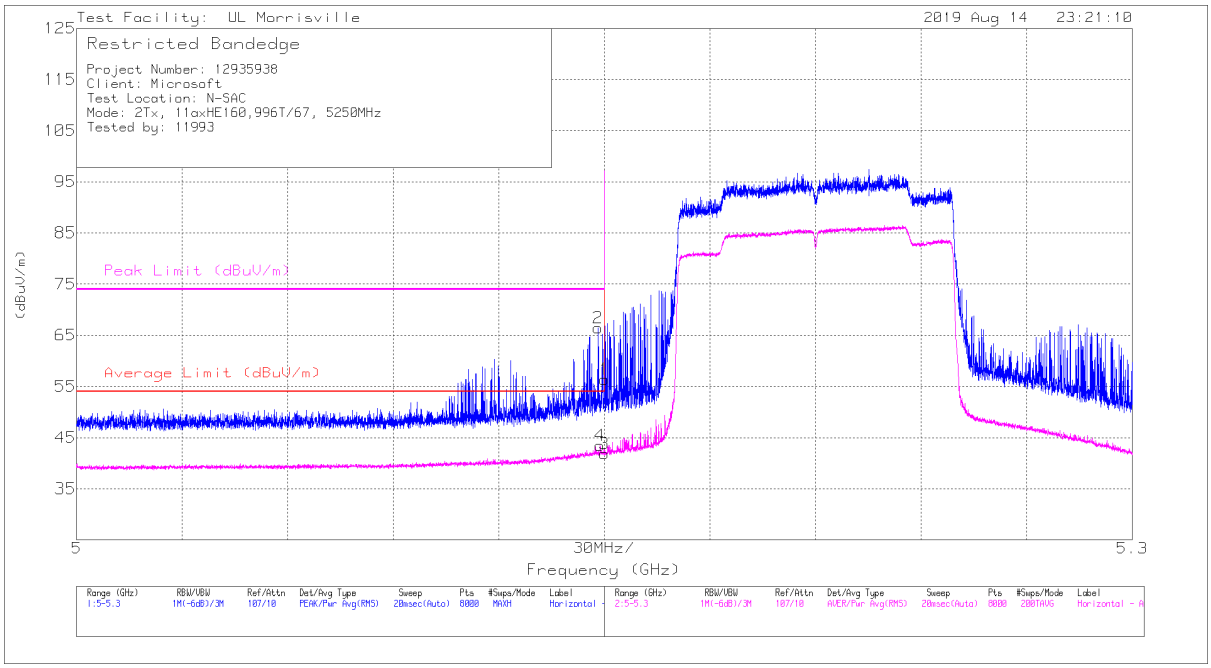

Marker	Frequency (GHz)	Meter Reading (dBuV)	Det	AT0067 AF (dBuV/m)	Amp/Cbl/Fltr/Pad (dB)	Corrected Reading (dBuV/m)	Average Limit (dBuV/m)	Margin (dB)	Peak Limit (dBuV/m)	PK Margin (dB)	Azimuth (Degs)	Height (cm)	Polarity
1	* ** 5.14998	44.9	Pk	34.1	-22.6	56.4	-	-	74	-17.6	316	367	H
2	* ** 5.14826	54.96	Pk	34.1	-22.6	66.46	-	-	74	-7.54	316	367	H
3	* ** 5.14998	30.39	RMS	34.1	-22.6	41.89	54	-12.11	-	-	316	367	H
4	* ** 5.14871	31.98	RMS	34.1	-22.6	43.48	54	-10.52	-	-	316	367	H

* - indicates frequency in CFR47 Pt 15 / IC RSS-Restricted Band
** - indicates frequency in Taiwan NCC LP0002 Restricted Band
Pk - Peak detector
RMS - RMS detection

UL LLC
12 Laboratory Dr., RTP, NC 27709; USA TEL:(919) 549-1400
This report shall not be reproduced except in full, without the written approval of UL LLC

VERTICAL RESULT

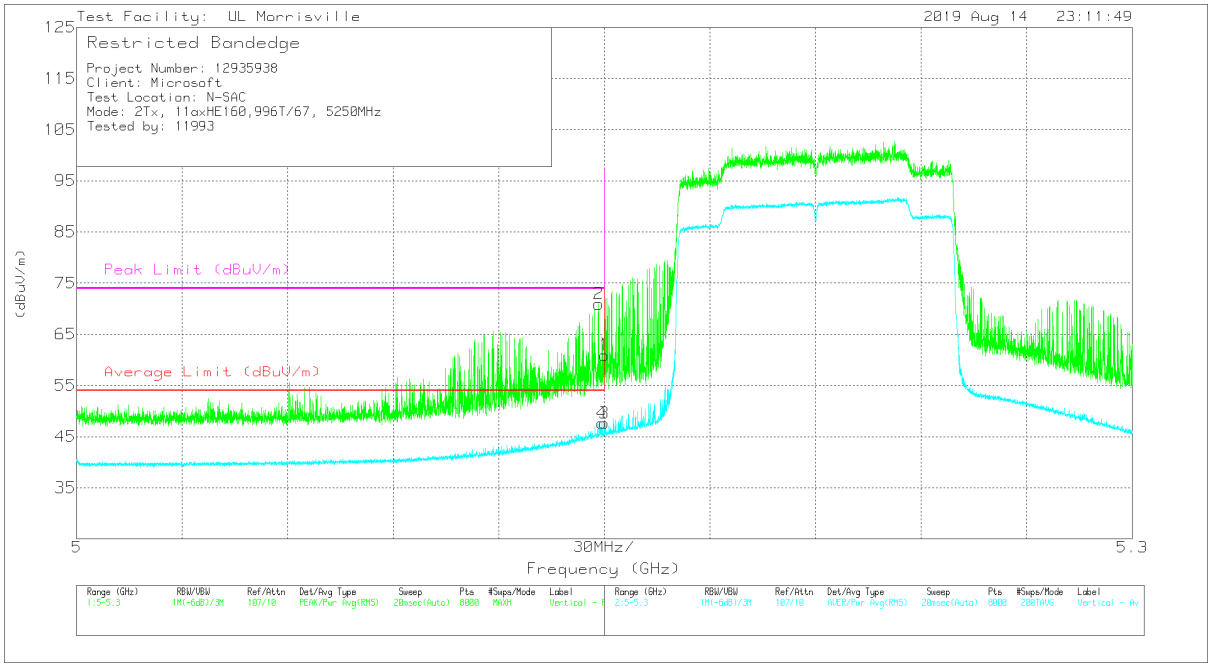

Marker	Frequency (GHz)	Meter Reading (dBuV)	Det	AT0067 AF (dBuV/m)	Amp/Cbl/Fltr/Pad (dB)	Corrected Reading (dBuV/m)	Average Limit (dBuV/m)	Margin (dB)	Peak Limit (dBuV/m)	PK Margin (dB)	Azimuth (Degs)	Height (cm)	Polarity
1	* ** 5.14998	49.46	Pk	34.1	-22.6	60.96	-	-	74	-13.04	338	295	V
2	* ** 5.1483	59.44	Pk	34.1	-22.6	70.94	-	-	74	-3.06	338	295	V
3	* ** 5.14998	36.15	RMS	34.1	-22.6	47.65	54	-6.35	-	-	338	295	V
4	* ** 5.1492	36.13	RMS	34.1	-22.6	47.63	54	-6.37	-	-	338	295	V

* - indicates frequency in CFR47 Pt 15 / IC RSS-Restricted Band
** - indicates frequency in Taiwan NCC LP0002 Restricted Band
Pk - Peak detector
RMS - RMS detection

UL LLC
12 Laboratory Dr., RTP, NC 27709; USA
TEL:(919) 549-1400

This report shall not be reproduced except in full, without the written approval of UL LLC

2TX Antenna 1 + Antenna 2 OFDMA MODE – 996-Tones, RU Index S67

BANDEDGE (MID CHANNEL HIGH EDGE)

HORIZONTAL RESULT

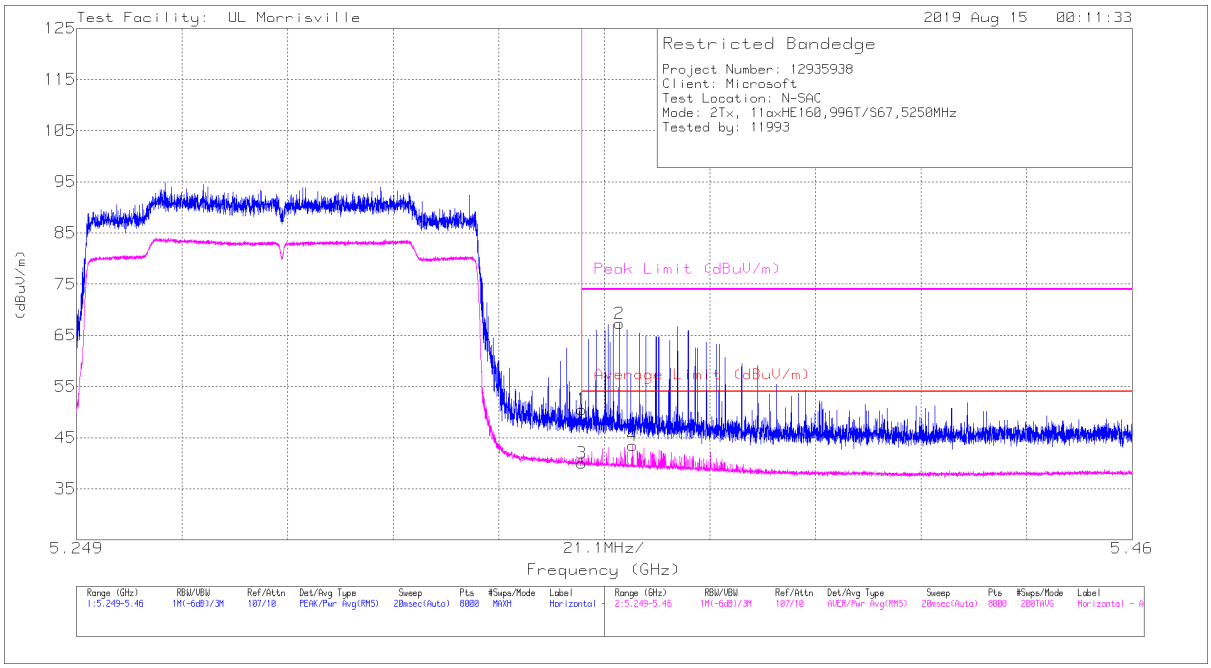

Marker	Frequency (GHz)	Meter Reading (dBuV)	Det	AT0067 AF (dBuV/m)	Amp/Cbl/Fltr/Pad (dB)	Corrected Reading (dBuV/m)	Average Limit (dBuV/m)	Margin (dB)	Peak Limit (dBuV/m)	PK Margin (dB)	Azimuth (Degs)	Height (cm)	Polarity
1	* ** 5.35	39.11	Pk	34.4	-23	50.51	-	-	74	-23.49	346	349	H
2	* ** 5.35749	56	Pk	34.4	-23.1	67.3	-	-	74	-6.7	346	349	H
3	* ** 5.35	28.61	RMS	34.4	-23	40.01	54	-13.99	-	-	346	349	H
4	* ** 5.36018	32.12	RMS	34.4	-23.1	43.42	54	-10.58	-	-	346	349	H

* - indicates frequency in CFR47 Pt 15 / IC RSS-Restricted Band
** - indicates frequency in Taiwan NCC LP0002 Restricted Band
Pk - Peak detector
RMS - RMS detection

UL LLC
12 Laboratory Dr., RTP, NC 27709; USA TEL:(919) 549-1400
This report shall not be reproduced except in full, without the written approval of UL LLC

VERTICAL RESULT

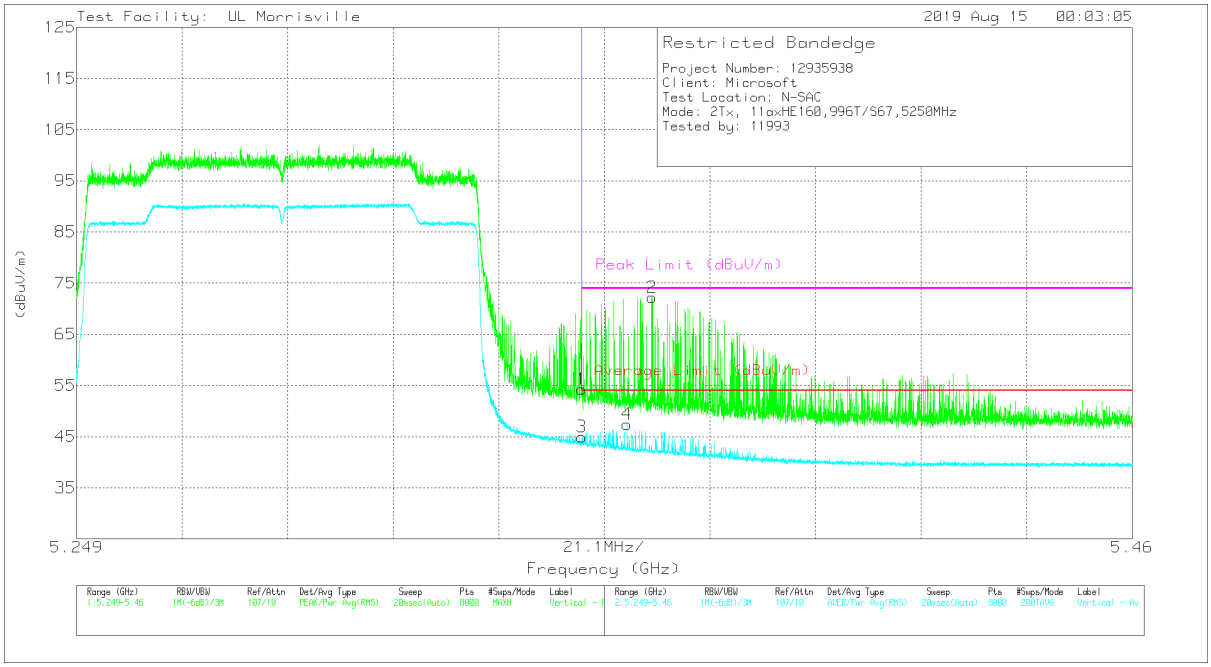

Marker	Frequency (GHz)	Meter Reading (dBuV)	Det	AT0067 AF (dBuV/m)	Amp/Cbl/Fltr/Pad (dB)	Corrected Reading (dBuV/m)	Average Limit (dBuV/m)	Margin (dB)	Peak Limit (dBuV/m)	PK Margin (dB)	Azimuth (Degs)	Height (cm)	Polarity
1	* ** 5.35	42.87	Pk	34.4	-23	54.27	-	-	74	-19.73	336	275	V
2	* ** 5.36401	60.9	Pk	34.4	-23.1	72.2	-	-	74	-1.8	336	275	V
3	* ** 5.35	33.57	RMS	34.4	-23	44.97	54	-9.03	-	-	336	275	V
4	* ** 5.35902	36.15	RMS	34.4	-23.1	47.45	54	-6.55	-	-	336	275	V

* - indicates frequency in CFR47 Pt 15 / IC RSS-Restricted Band
** - indicates frequency in Taiwan NCC LP0002 Restricted Band
Pk - Peak detector
RMS - RMS detection

UL LLC
12 Laboratory Dr., RTP, NC 27709; USA
TEL:(919) 549-1400

This report shall not be reproduced except in full, without the written approval of UL LLC

2TX Antenna 1 + Antenna 2 OFDMA MODE – 484-Tones, RU Index 65

BANDEDGE (MID CHANNEL LOW EDGE)

HORIZONTAL RESULT

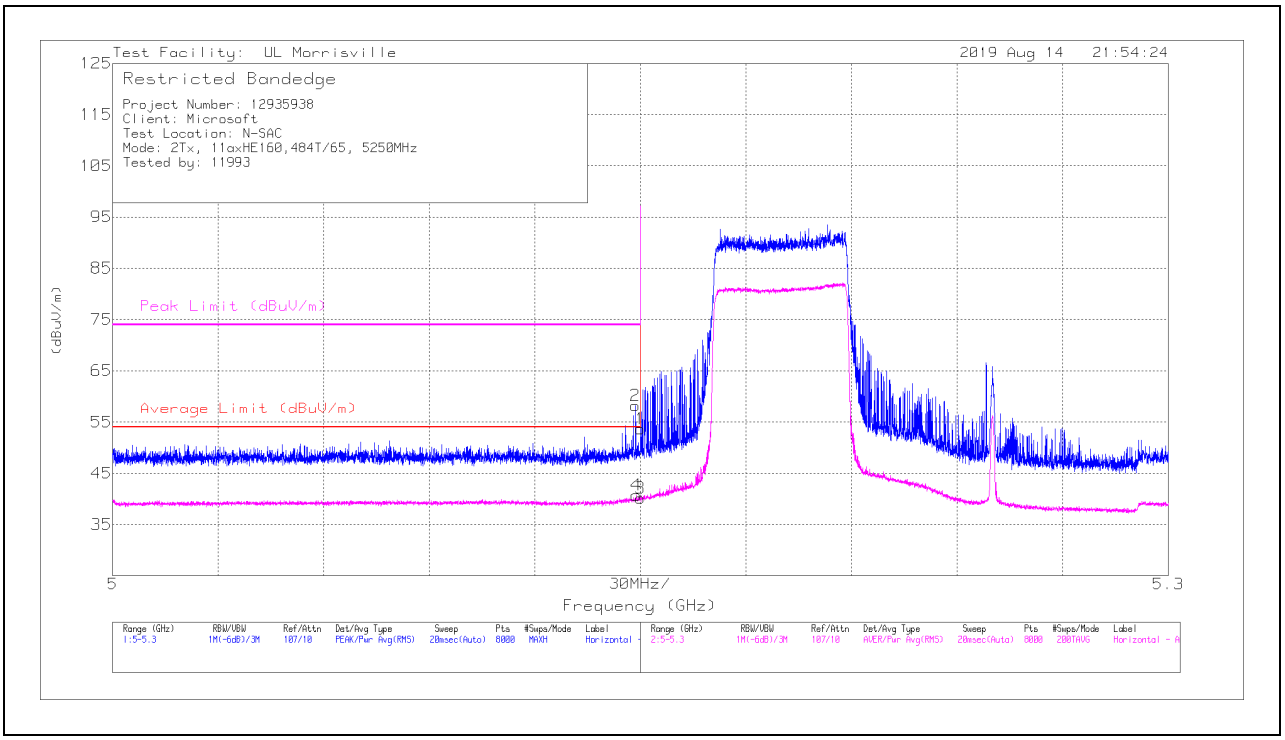

Marker	Frequency (GHz)	Meter Reading (dBuV)	Det	AT0067 AF (dBuV/m)	Amp/Cbl/Fltr/Pad (dB)	Corrected Reading (dBuV/m)	Average Limit (dBuV/m)	Margin (dB)	Peak Limit (dBuV/m)	PK Margin (dB)	Azimuth (Degs)	Height (cm)	Polarity
1	* ** 5.14998	42.14	Pk	34.1	-22.6	53.64	-	-	74	-20.36	257	310	H
2	* ** 5.14856	46.72	Pk	34.1	-22.6	58.22	-	-	74	-15.78	257	310	H
3	* ** 5.14998	28.66	RMS	34.1	-22.6	40.16	54	-13.84	-	-	257	310	H
4	* ** 5.14882	29.21	RMS	34.1	-22.6	40.71	54	-13.29	-	-	257	310	H

* - indicates frequency in CFR47 Pt 15 / IC RSS-Restricted Band
** - indicates frequency in Taiwan NCC LP0002 Restricted Band
Pk - Peak detector
RMS - RMS detection

UL LLC
12 Laboratory Dr., RTP, NC 27709; USA TEL:(919) 549-1400
This report shall not be reproduced except in full, without the written approval of UL LLC

VERTICAL RESULT

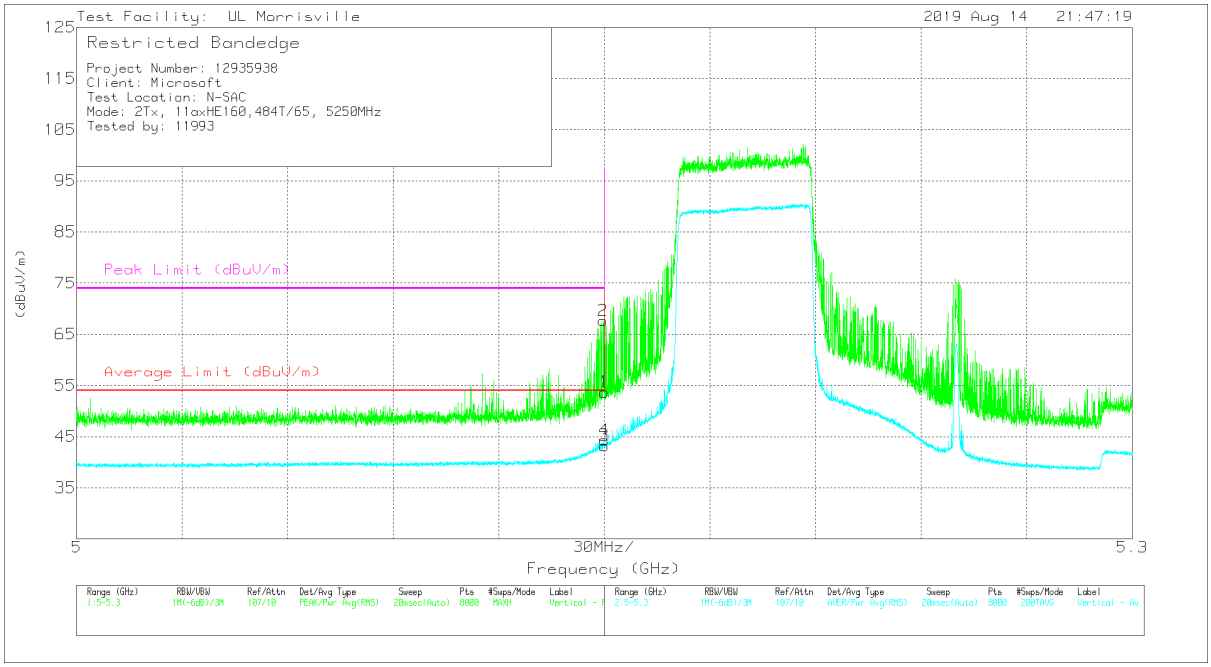

Marker	Frequency (GHz)	Meter Reading (dBuV)	Det	AT0067 AF (dBuV/m)	Amp/Cbl/Fltr/Pad (dB)	Corrected Reading (dBuV/m)	Average Limit (dBuV/m)	Margin (dB)	Peak Limit (dBuV/m)	PK Margin (dB)	Azimuth (Degs)	Height (cm)	Polarity
1	* ** 5.14998	42.21	Pk	34.1	-22.6	53.71	-	-	74	-20.29	295	236	V
2	* ** 5.14961	56.2	Pk	34.1	-22.6	67.7	-	-	74	-6.3	295	236	V
3	* ** 5.14998	31.76	RMS	34.1	-22.6	43.26	54	-10.74	-	-	295	236	V
4	* ** 5.14991	32.82	RMS	34.1	-22.6	44.32	54	-9.68	-	-	295	236	V

* - indicates frequency in CFR47 Pt 15 / IC RSS-Restricted Band
** - indicates frequency in Taiwan NCC LP0002 Restricted Band
Pk - Peak detector
RMS - RMS detection

UL LLC
12 Laboratory Dr., RTP, NC 27709; USA
TEL:(919) 549-1400

This report shall not be reproduced except in full, without the written approval of UL LLC

2TX Antenna 1 + Antenna 2 OFDMA MODE – 484-Tones, RU Index S66

BANDEDGE (MID CHANNEL HIGH EDGE)

HORIZONTAL RESULT

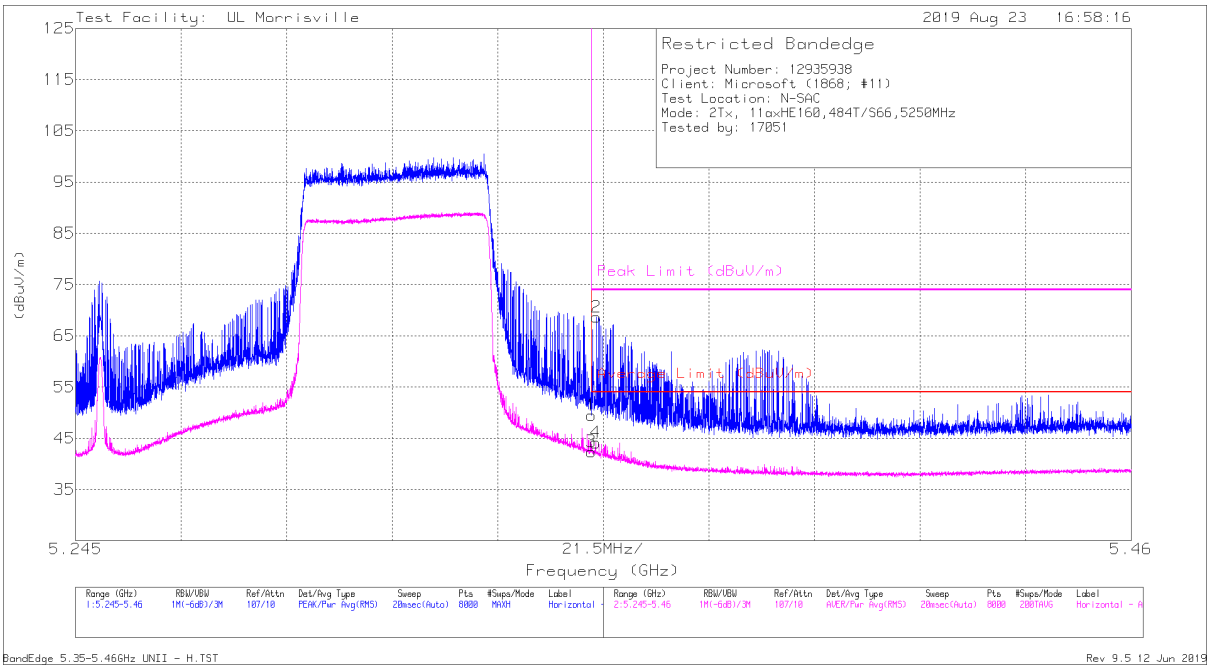

Marker	Frequency (GHz)	Meter Reading (dBuV)	Det	AT0067 AF (dBuV/m)	Amp/Cbl/Fltr/Pad (dB)	Corrected Reading (dBuV/m)	Average Limit (dBuV/m)	Margin (dB)	Peak Limit (dBuV/m)	PK Margin (dB)	Azimuth (Degs)	Height (cm)	Polarity
1	* 5.35001	38.1	Pk	34.4	-23	49.5	-	-	74	-24.5	355	390	H
2	* 5.35103	57.28	Pk	34.4	-23	68.68	-	-	74	-5.32	355	390	H
3	* 5.35001	31	RMS	34.4	-23	42.4	54	-11.6	-	-	355	390	H
4	* 5.3509	32.75	RMS	34.4	-23	44.15	54	-9.85	-	-	355	390	H

* - indicates frequency in CFR47 Pt 15 / IC RSS-Restricted Band
Pk - Peak detector
RMS - RMS detection

UL LLC
12 Laboratory Dr., RTP, NC 27709; USA TEL:(919) 549-1400
This report shall not be reproduced except in full, without the written approval of UL LLC

VERTICAL RESULT

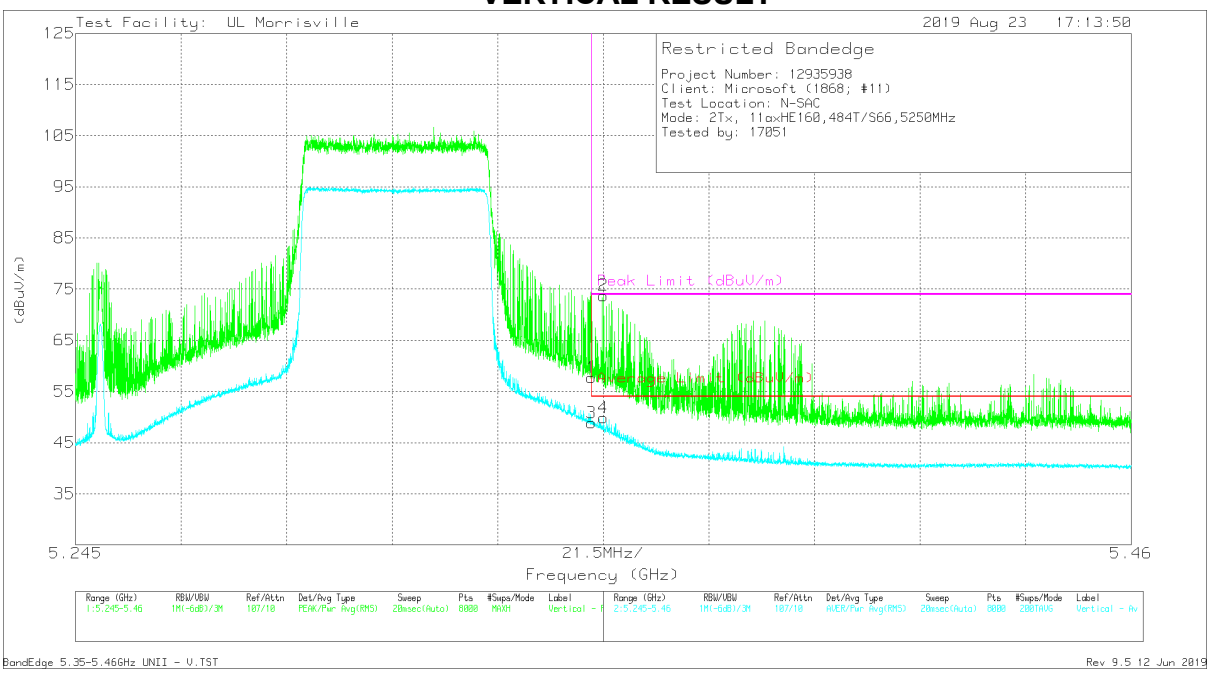

Marker	Frequency (GHz)	Meter Reading (dBuV)	Det	AT0067 AF (dBuV/m)	Amp/Cbl/Fltr/Pad (dB)	Corrected Reading (dBuV/m)	Average Limit (dBuV/m)	Margin (dB)	Peak Limit (dBuV/m)	PK Margin (dB)	Azimuth (Degs)	Height (cm)	Polarity
1	* 5.35001	46.29	Pk	34.4	-23	57.69	-	-	74	-16.31	305	277	V
2	* 5.35251	62.46	Pk	34.4	-23.1	73.76	-	-	74	-.24	305	277	V
3	* 5.35001	37.43	RMS	34.4	-23	48.83	54	-5.17	-	-	305	277	V
4	* 5.35249	38.58	RMS	34.4	-23.1	49.88	54	-4.12	-	-	305	277	V

* - indicates frequency in CFR47 Pt 15 / IC RSS-Restricted Band
Pk - Peak detector
RMS - RMS detection

UL LLC
12 Laboratory Dr., RTP, NC 27709; USA TEL:(919) 549-1400
This report shall not be reproduced except in full, without the written approval of UL LLC

2TX Antenna 1 + Antenna 2 OFDMA MODE – 242-Tones, RU Index 61

BANDEDGE (MID CHANNEL LOW EDGE)

HORIZONTAL RESULT

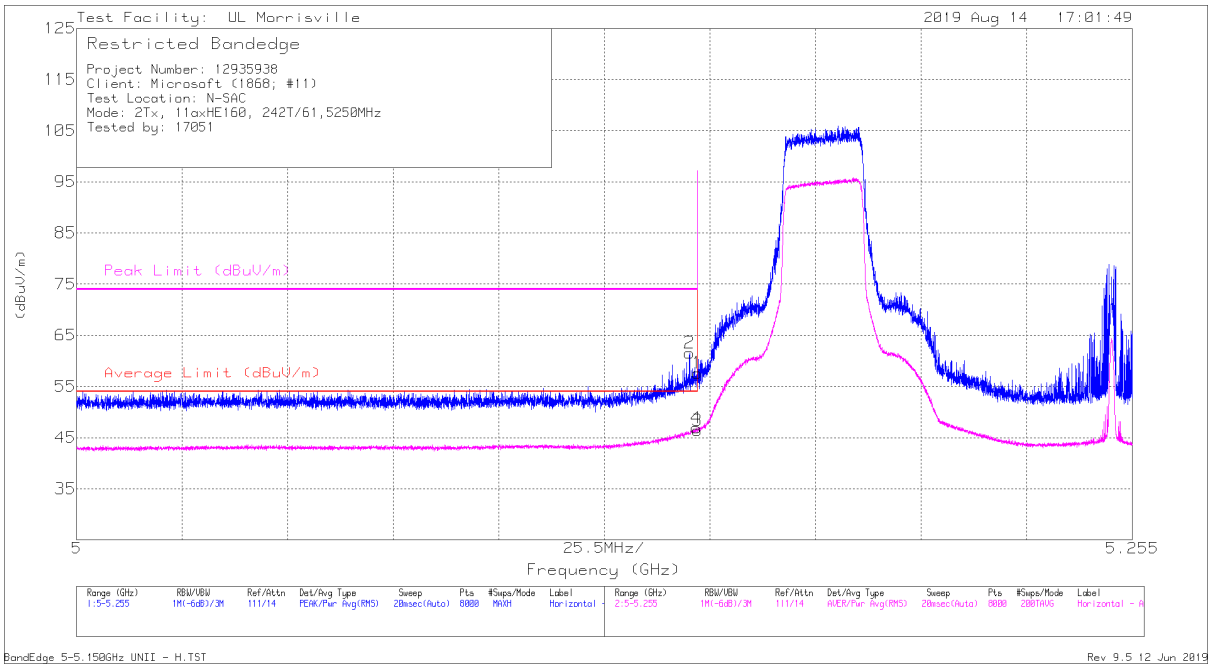

Marker	Frequency (GHz)	Meter Reading (dBuV)	Det	AT0067 AF (dBuV/m)	Amp/Cbl/Fltr/Pad (dB)	Corrected Reading (dBuV/m)	Average Limit (dBuV/m)	Margin (dB)	Peak Limit (dBuV/m)	PK Margin (dB)	Azimuth (Degs)	Height (cm)	Polarity
1	* ** 5.14999	46.15	Pk	34.1	-22.6	57.65	-	-	74	-16.35	339	385	H
2	* ** 5.14805	50.08	Pk	34.1	-22.6	61.58	-	-	74	-12.42	339	385	H
3	* ** 5.14999	34.88	RMS	34.1	-22.6	46.38	54	-7.62	-	-	339	385	H
4	* ** 5.1497	35.38	RMS	34.1	-22.6	46.88	54	-7.12	-	-	339	385	H

* - indicates frequency in CFR47 Pt 15 / IC RSS-Restricted Band
** - indicates frequency in Taiwan NCC LP0002 Restricted Band
Pk - Peak detector
RMS - RMS detection

UL LLC
12 Laboratory Dr., RTP, NC 27709; USA TEL:(919) 549-1400
This report shall not be reproduced except in full, without the written approval of UL LLC

VERTICAL RESULT

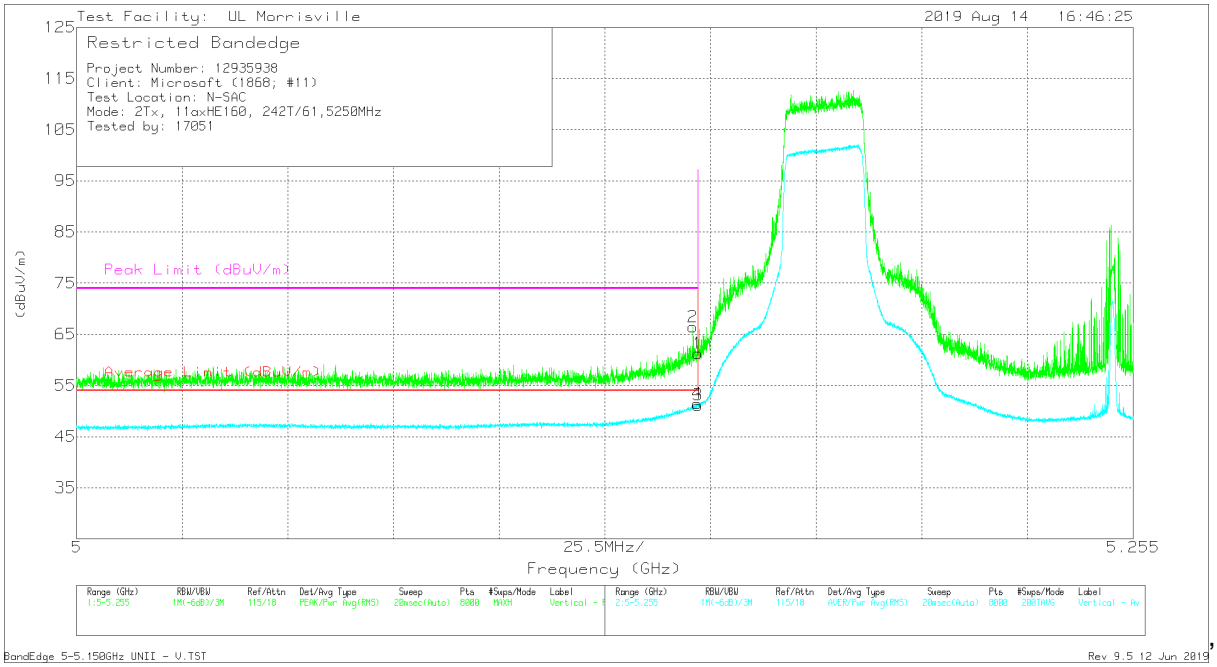

Marker	Frequency (GHz)	Meter Reading (dBuV)	Det	AT0067 AF (dBuV/m)	Amp/Cbl/Fltr/Pad (dB)	Corrected Reading (dBuV/m)	Average Limit (dBuV/m)	Margin (dB)	Peak Limit (dBuV/m)	PK Margin (dB)	Azimuth (Degs)	Height (cm)	Polarity
1	* ** 5.14999	49.78	Pk	34.1	-22.6	61.28	-	-	74	-12.72	307	277	V
2	* ** 5.14878	54.97	Pk	34.1	-22.6	66.47	-	-	74	-7.53	307	277	V
3	* ** 5.14999	39.64	RMS	34.1	-22.6	51.14	54	-2.86	-	-	307	277	V
4	* ** 5.14977	39.96	RMS	34.1	-22.6	51.46	54	-2.54	-	-	307	277	V

* - indicates frequency in CFR47 Pt 15 / IC RSS-Restricted Band
** - indicates frequency in Taiwan NCC LP0002 Restricted Band
Pk - Peak detector
RMS - RMS detection

UL LLC
12 Laboratory Dr., RTP, NC 27709; USA TEL:(919) 549-1400
This report shall not be reproduced except in full, without the written approval of UL LLC

2TX Antenna 1 + Antenna 2 OFDMA MODE – 242-Tones, RU Index S64

BANDEDGE (MID CHANNEL HIGH EDGE)

HORIZONTAL RESULT

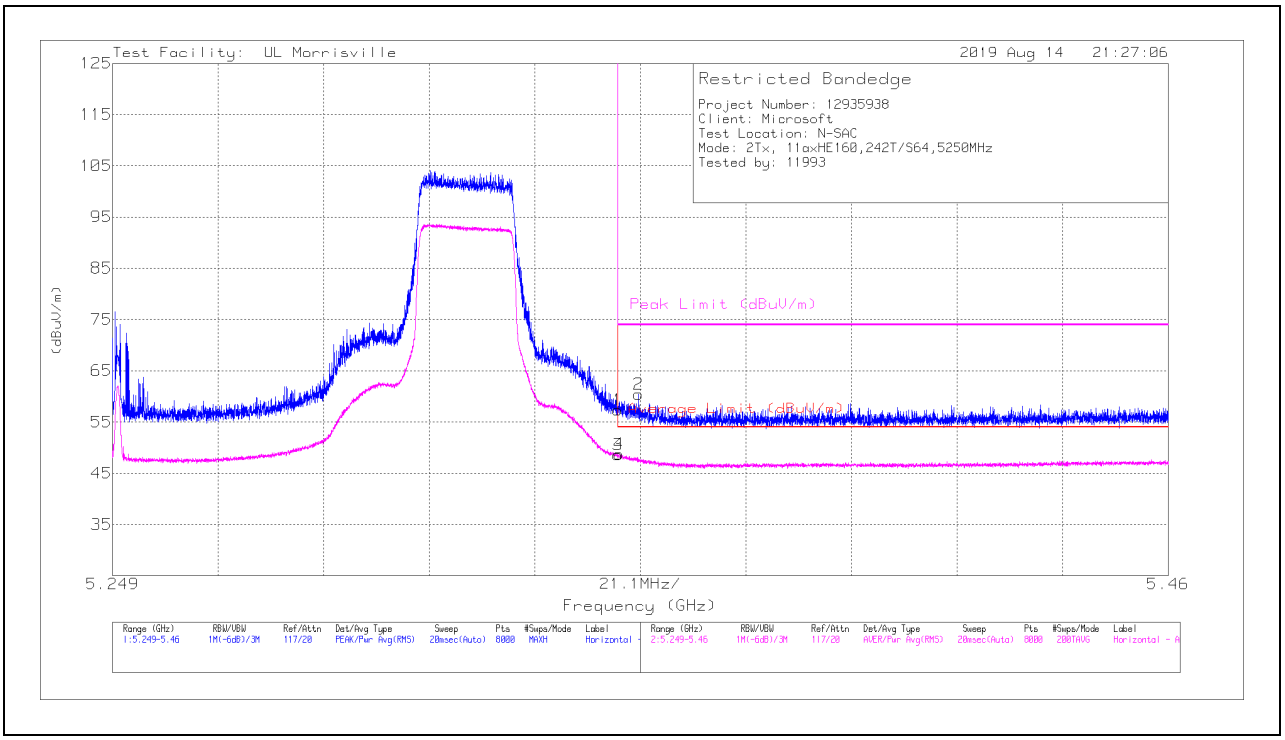

Marker	Frequency (GHz)	Meter Reading (dBuV)	Det	AT0067 AF (dBuV/m)	Amp/Cbl/Fltr/Pad (dB)	Corrected Reading (dBuV/m)	Average Limit (dBuV/m)	Margin (dB)	Peak Limit (dBuV/m)	PK Margin (dB)	Azimuth (Degs)	Height (cm)	Polarity
1	* ** 5.35	45.93	Pk	34.4	-23	57.33	-	-	74	-16.67	344	288	H
2	* ** 5.35412	49.09	Pk	34.4	-23.1	60.39	-	-	74	-13.61	344	288	H
3	* ** 5.35	37.22	RMS	34.4	-23	48.62	54	-5.38	-	-	344	288	H
4	* ** 5.35024	37.31	RMS	34.4	-23	48.71	54	-5.29	-	-	344	288	H

* - indicates frequency in CFR47 Pt 15 / IC RSS-Restricted Band
** - indicates frequency in Taiwan NCC LP0002 Restricted Band
Pk - Peak detector
RMS - RMS detection

UL LLC
12 Laboratory Dr., RTP, NC 27709; USA TEL:(919) 549-1400
This report shall not be reproduced except in full, without the written approval of UL LLC

VERTICAL RESULT

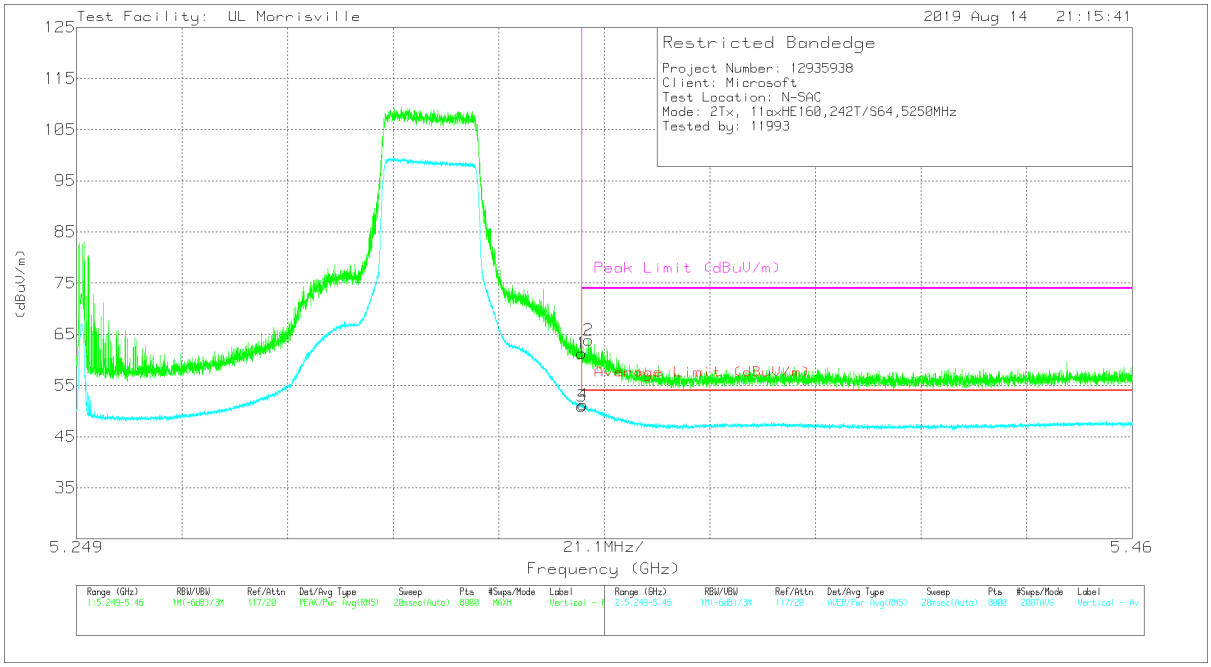

Marker	Frequency (GHz)	Meter Reading (dBuV)	Det	AT0067 AF (dBuV/m)	Amp/Cbl/Fltr/Pad (dB)	Corrected Reading (dBuV/m)	Average Limit (dBuV/m)	Margin (dB)	Peak Limit (dBuV/m)	PK Margin (dB)	Azimuth (Degs)	Height (cm)	Polarity
1	* ** 5.35	49.9	Pk	34.4	-23	61.3	-	-	74	-12.7	336	196	V
2	* ** 5.35129	52.46	Pk	34.4	-23	63.86	-	-	74	-10.14	336	196	V
3	* ** 5.35	39.57	RMS	34.4	-23	50.97	54	-3.03	-	-	336	196	V
4	* ** 5.35024	39.77	RMS	34.4	-23	51.17	54	-2.83	-	-	336	196	V

* - indicates frequency in CFR47 Pt 15 / IC RSS-Restricted Band
** - indicates frequency in Taiwan NCC LP0002 Restricted Band
Pk - Peak detector
RMS - RMS detection

UL LLC
12 Laboratory Dr., RTP, NC 27709; USA
TEL:(919) 549-1400

This report shall not be reproduced except in full, without the written approval of UL LLC

2TX Antenna 1 + Antenna 2 OFDMA MODE – 106-Tones, RU Index 53

BANDEDGE (MID CHANNEL LOW EDGE)

HORIZONTAL RESULT

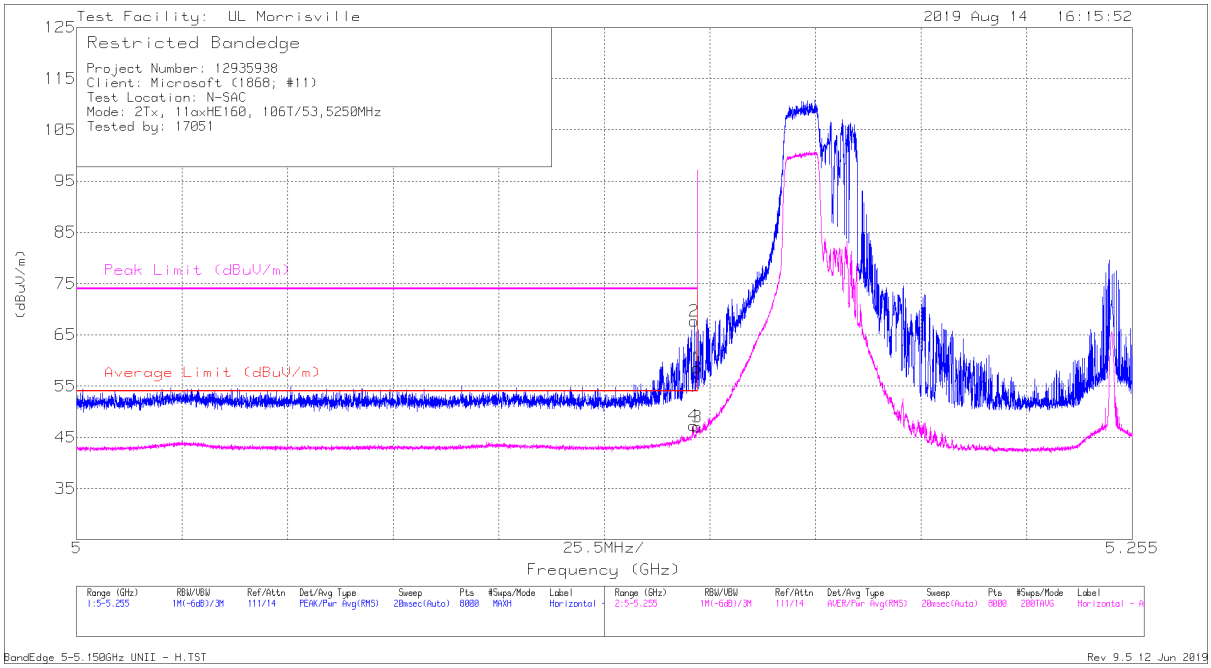

Marker	Frequency (GHz)	Meter Reading (dBuV)	Det	AT0067 AF (dBuV/m)	Amp/Cbl/Fltr/Pad (dB)	Corrected Reading (dBuV/m)	Average Limit (dBuV/m)	Margin (dB)	Peak Limit (dBuV/m)	PK Margin (dB)	Azimuth (Degs)	Height (cm)	Polarity
1	* ** 5.14999	47.11	Pk	34.1	-22.6	58.61	-	-	74	-15.39	338	386	H
2	* ** 5.14913	56.2	Pk	34.1	-22.6	67.7	-	-	74	-6.3	338	386	H
3	* ** 5.14999	35.51	RMS	34.1	-22.6	47.01	54	-6.99	-	-	338	386	H
4	* ** 5.14907	35.76	RMS	34.1	-22.6	47.26	54	-6.74	-	-	338	386	H

* - indicates frequency in CFR47 Pt 15 / IC RSS-Restricted Band
** - indicates frequency in Taiwan NCC LP0002 Restricted Band
Pk - Peak detector
RMS - RMS detection

UL LLC
12 Laboratory Dr., RTP, NC 27709; USA TEL:(919) 549-1400
This report shall not be reproduced except in full, without the written approval of UL LLC

VERTICAL RESULT

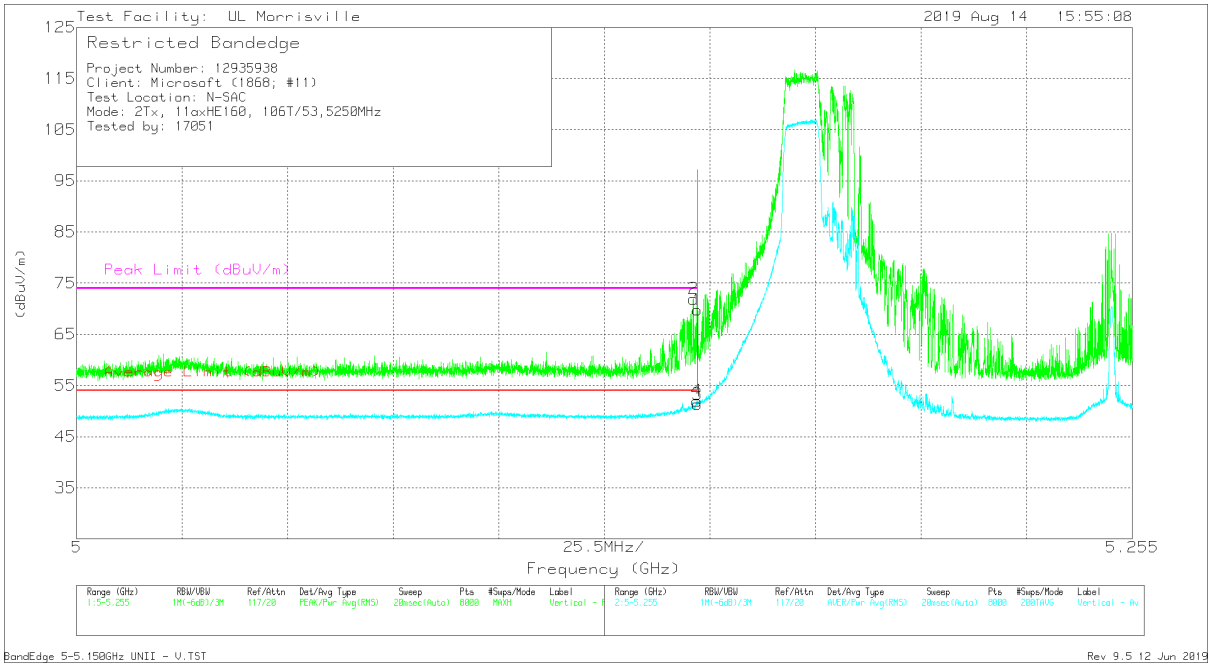

Marker	Frequency (GHz)	Meter Reading (dBuV)	Det	AT0067 AF (dBuV/m)	Amp/Cbl/Fltr/Pad (dB)	Corrected Reading (dBuV/m)	Average Limit (dBuV/m)	Margin (dB)	Peak Limit (dBuV/m)	PK Margin (dB)	Azimuth (Degs)	Height (cm)	Polarity
1	* ** 5.14999	58.27	Pk	34.1	-22.6	69.77	-	-	74	-4.23	308	280	V
2	* ** 5.14897	60.43	Pk	34.1	-22.6	71.93	-	-	74	-2.07	308	280	V
3	* ** 5.14999	39.85	RMS	34.1	-22.6	51.35	54	-2.65	-	-	308	280	V
4	* ** 5.14986	40.49	RMS	34.1	-22.6	51.99	54	-2.01	-	-	308	280	V

* - indicates frequency in CFR47 Pt 15 / IC RSS-Restricted Band
** - indicates frequency in Taiwan NCC LP0002 Restricted Band
Pk - Peak detector
RMS - RMS detection

UL LLC
12 Laboratory Dr., RTP, NC 27709; USA TEL:(919) 549-1400
This report shall not be reproduced except in full, without the written approval of UL LLC

2TX Antenna 1 + Antenna 2 OFDMA MODE – 106-Tones, RU Index S60

BANDEDGE (MID CHANNEL HIGH EDGE)

HORIZONTAL RESULT

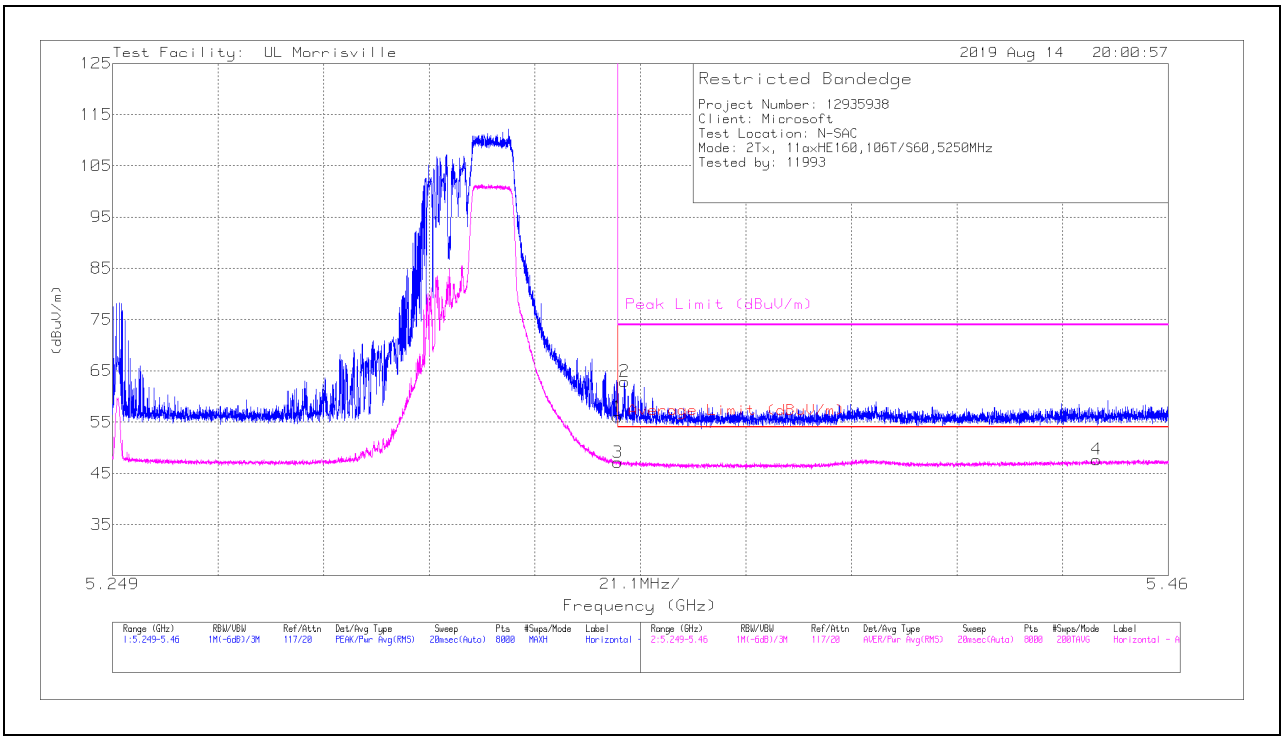

Marker	Frequency (GHz)	Meter Reading (dBuV)	Det	AT0067 AF (dBuV/m)	Amp/Cbl/Fltr/Pad (dB)	Corrected Reading (dBuV/m)	Average Limit (dBuV/m)	Margin (dB)	Peak Limit (dBuV/m)	PK Margin (dB)	Azimuth (Degs)	Height (cm)	Polarity
1	* ** 5.35	44.57	Pk	34.4	-23	55.97	-	-	74	-18.03	313	356	H
2	* ** 5.35135	51.53	Pk	34.4	-23	62.93	-	-	74	-11.07	313	356	H
3	* ** 5.35	35.73	RMS	34.4	-23	47.13	54	-6.87	-	-	313	356	H
4	* ** 5.44565	36.2	RMS	34.4	-22.9	47.7	54	-6.3	-	-	313	356	H

* - indicates frequency in CFR47 Pt 15 / IC RSS-Restricted Band
** - indicates frequency in Taiwan NCC LP0002 Restricted Band
Pk - Peak detector
RMS - RMS detection

UL LLC
12 Laboratory Dr., RTP, NC 27709; USA TEL:(919) 549-1400
This report shall not be reproduced except in full, without the written approval of UL LLC

VERTICAL RESULT

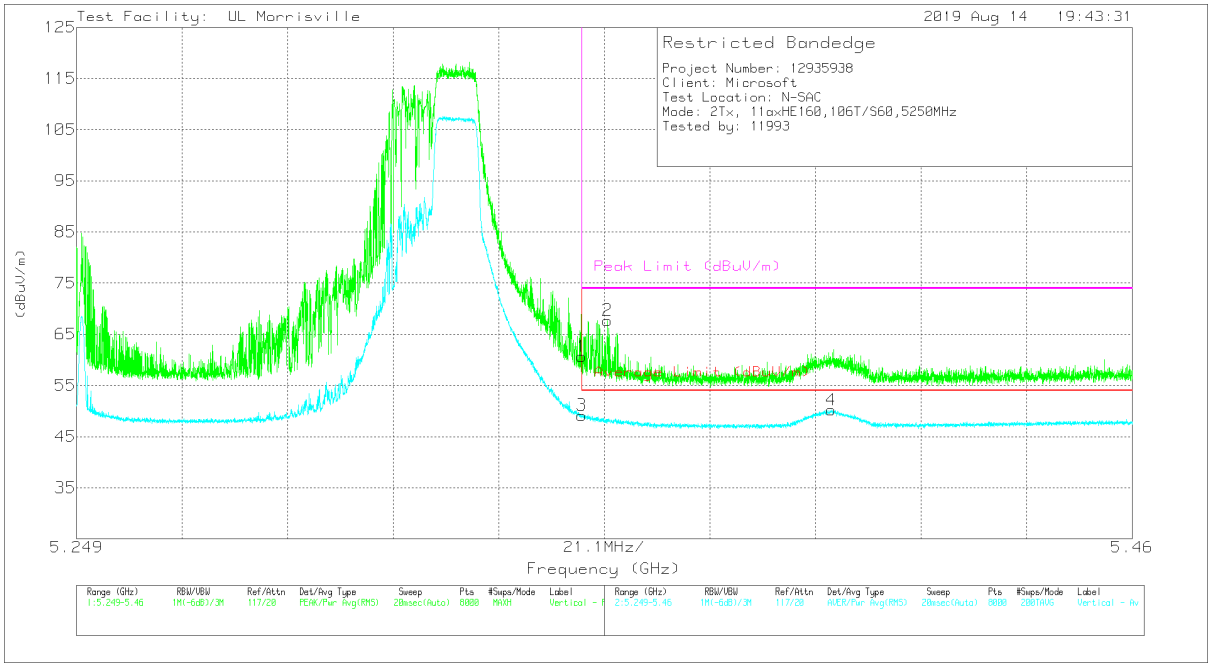

Marker	Frequency (GHz)	Meter Reading (dBuV)	Det	AT0067 AF (dBuV/m)	Amp/Cbl/Fltr/Pad (dB)	Corrected Reading (dBuV/m)	Average Limit (dBuV/m)	Margin (dB)	Peak Limit (dBuV/m)	PK Margin (dB)	Azimuth (Degs)	Height (cm)	Polarity
1	* ** 5.35	49.26	Pk	34.4	-23	60.66	-	-	74	-13.34	342	281	V
2	* ** 5.35509	56.41	Pk	34.4	-23.1	67.71	-	-	74	-6.29	342	281	V
3	* ** 5.35	37.77	RMS	34.4	-23	49.17	54	-4.83	-	-	342	281	V
4	* ** 5.3998	38.82	RMS	34.4	-23	50.22	54	-3.78	-	-	342	281	V

* - indicates frequency in CFR47 Pt 15 / IC RSS-Restricted Band
** - indicates frequency in Taiwan NCC LP0002 Restricted Band
Pk - Peak detector
RMS - RMS detection

UL LLC
12 Laboratory Dr., RTP, NC 27709; USA
TEL:(919) 549-1400

This report shall not be reproduced except in full, without the written approval of UL LLC

2TX Antenna 1 + Antenna 2 OFDMA MODE – 52-Tones, RU Index 37

BANDEDGE (MID CHANNEL LOW EDGE)

HORIZONTAL RESULT

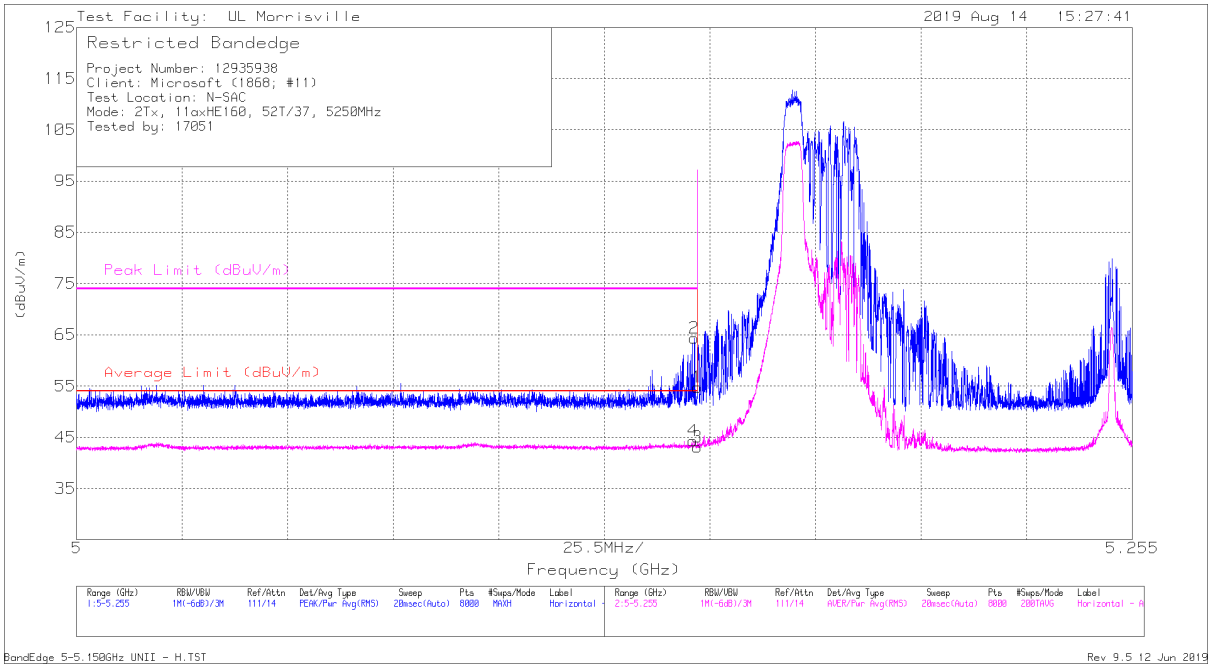

Marker	Frequency (GHz)	Meter Reading (dBuV)	Det	AT0067 AF (dBuV/m)	Amp/Cbl/Fltr/Pad (dB)	Corrected Reading (dBuV/m)	Average Limit (dBuV/m)	Margin (dB)	Peak Limit (dBuV/m)	PK Margin (dB)	Azimuth (Degs)	Height (cm)	Polarity
1	* ** 5.14999	43.27	Pk	34.1	-22.6	54.77	-	-	74	-19.23	339	387	H
2	* ** 5.14923	52.83	Pk	34.1	-22.6	64.33	-	-	74	-9.67	339	387	H
3	* ** 5.14999	31.62	RMS	34.1	-22.6	43.12	54	-10.88	-	-	339	387	H
4	* ** 5.14891	32.79	RMS	34.1	-22.6	44.29	54	-9.71	-	-	339	387	H

* - indicates frequency in CFR47 Pt 15 / IC RSS-Restricted Band
** - indicates frequency in Taiwan NCC LP0002 Restricted Band
Pk - Peak detector
RMS - RMS detection

UL LLC
12 Laboratory Dr., RTP, NC 27709; USA TEL:(919) 549-1400
This report shall not be reproduced except in full, without the written approval of UL LLC

VERTICAL RESULT

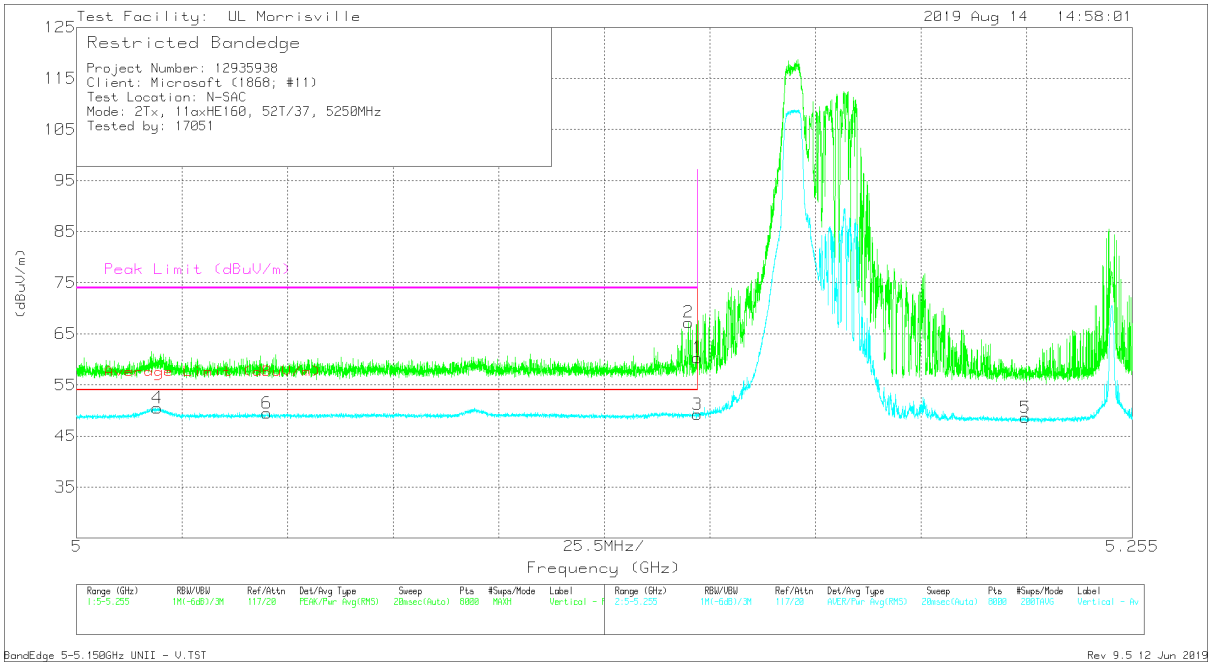

Marker	Frequency (GHz)	Meter Reading (dBuV)	Det	AT0067 AF (dBuV/m)	Amp/Cbl/Fltr/Pad (dB)	Corrected Reading (dBuV/m)	Average Limit (dBuV/m)	Margin (dB)	Peak Limit (dBuV/m)	PK Margin (dB)	Azimuth (Degs)	Height (cm)	Polarity
1	* ** 5.14999	48.83	Pk	34.1	-22.6	60.33	-	-	74	-13.67	345	269	V
2	* ** 5.14776	55.74	Pk	34.1	-22.6	67.24	-	-	74	-6.76	345	269	V
3	* ** 5.14999	37.7	RMS	34.1	-22.6	49.2	54	-4.8	-	-	345	269	V
4	* ** 5.01948	38.71	RMS	34	-22.2	50.51	54	-3.49	-	-	345	269	V
5	** 5.22911	37.22	RMS	34.2	-22.8	48.62	-	-	-	-	345	269	V
6	* ** 5.04594	37.75	RMS	34	-22.3	49.45	54	-4.55	-	-	345	269	V

* - indicates frequency in CFR47 Pt 15 / IC RSS-Restricted Band
** - indicates frequency in Taiwan NCC LP0002 Restricted Band
Pk - Peak detector
RMS - RMS detection

UL LLC
12 Laboratory Dr., RTP, NC 27709; USA TEL:(919) 549-1400
This report shall not be reproduced except in full, without the written approval of UL LLC

2TX Antenna 1 + Antenna 2 OFDMA MODE – 52-Tones, RU Index S52

BANDEDGE (MID CHANNEL HIGH EDGE)

HORIZONTAL RESULT

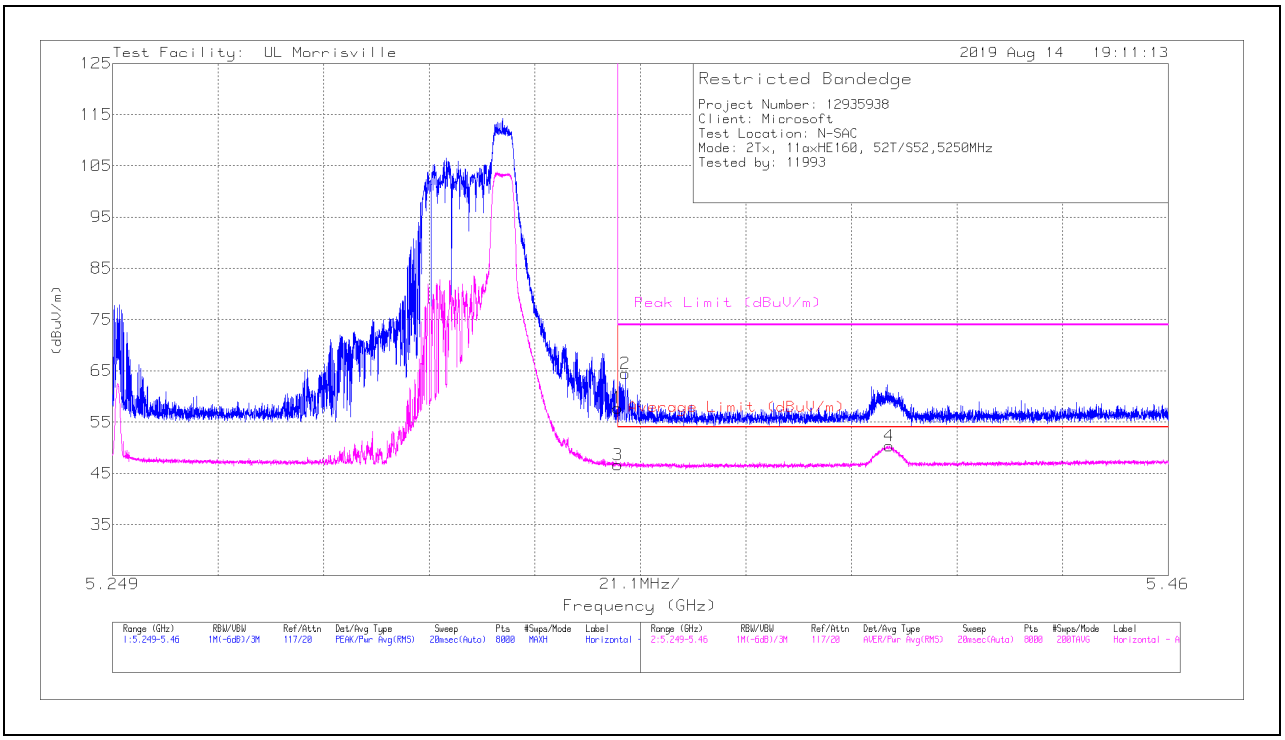

Marker	Frequency (GHz)	Meter Reading (dBuV)	Det	AT0067 AF (dBuV/m)	Amp/Cbl/Fltr/Pad (dB)	Corrected Reading (dBuV/m)	Average Limit (dBuV/m)	Margin (dB)	Peak Limit (dBuV/m)	PK Margin (dB)	Azimuth (Degs)	Height (cm)	Polarity
1	* ** 5.35	46.37	Pk	34.4	-23	57.77	-	-	74	-16.23	349	359	H
2	* ** 5.35143	53.08	Pk	34.4	-23	64.48	-	-	74	-9.52	349	359	H
3	* ** 5.35	35.28	RMS	34.4	-23	46.68	54	-7.32	-	-	349	359	H
4	* ** 5.40418	38.94	RMS	34.4	-23	50.34	54	-3.66	-	-	349	359	H

* - indicates frequency in CFR47 Pt 15 / IC RSS-Restricted Band
** - indicates frequency in Taiwan NCC LP0002 Restricted Band
Pk - Peak detector
RMS - RMS detection

UL LLC
12 Laboratory Dr., RTP, NC 27709; USA TEL:(919) 549-1400
This report shall not be reproduced except in full, without the written approval of UL LLC

VERTICAL RESULT

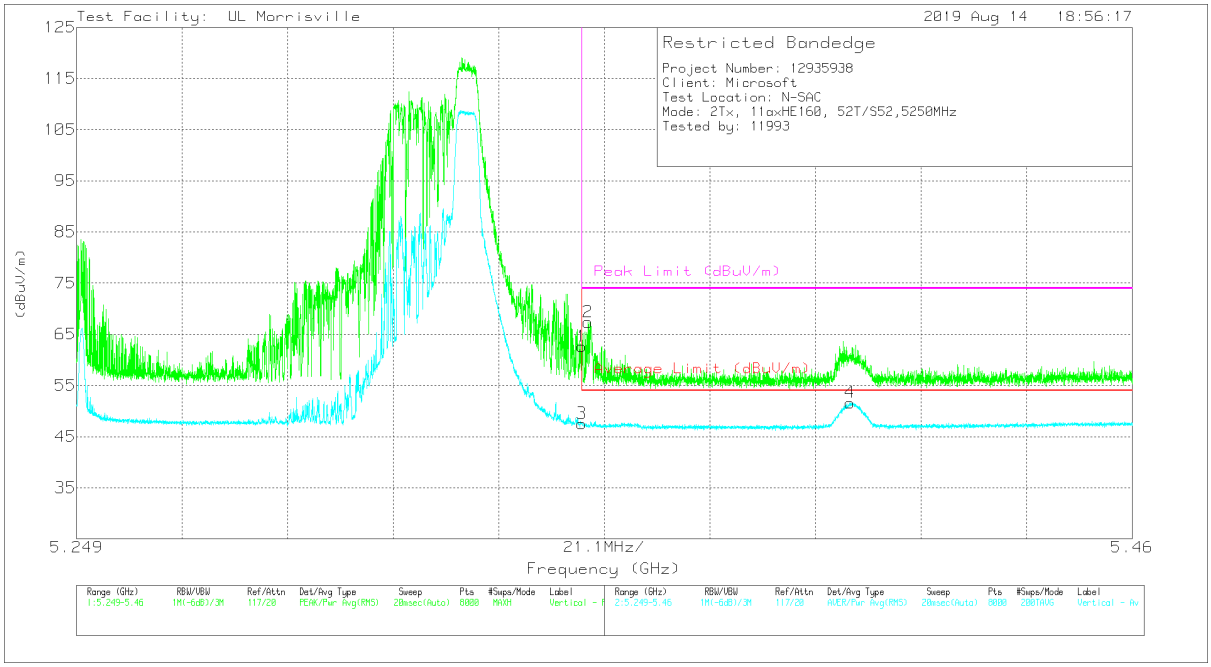

Marker	Frequency (GHz)	Meter Reading (dBuV)	Det	AT0067 AF (dBuV/m)	Amp/Cbl/Fltr/Pad (dB)	Corrected Reading (dBuV/m)	Average Limit (dBuV/m)	Margin (dB)	Peak Limit (dBuV/m)	PK Margin (dB)	Azimuth (Degs)	Height (cm)	Polarity
1	* ** 5.35	51.21	Pk	34.4	-23	62.61	-	-	74	-11.39	354	268	V
2	* ** 5.35119	55.98	Pk	34.4	-23	67.38	-	-	74	-6.62	354	268	V
3	* ** 5.35	36.16	RMS	34.4	-23	47.56	54	-6.44	-	-	354	268	V
4	* ** 5.4036	40.23	RMS	34.4	-23	51.63	54	-2.37	-	-	354	268	V

* - indicates frequency in CFR47 Pt 15 / IC RSS-Restricted Band
** - indicates frequency in Taiwan NCC LP0002 Restricted Band
Pk - Peak detector
RMS - RMS detection

UL LLC
12 Laboratory Dr., RTP, NC 27709; USA
TEL:(919) 549-1400

This report shall not be reproduced except in full, without the written approval of UL LLC

2TX Antenna 1 + Antenna 2 OFDMA MODE – 26-Tones, RU Index 0

BANDEDGE (MID CHANNEL LOW EDGE)

HORIZONTAL RESULT

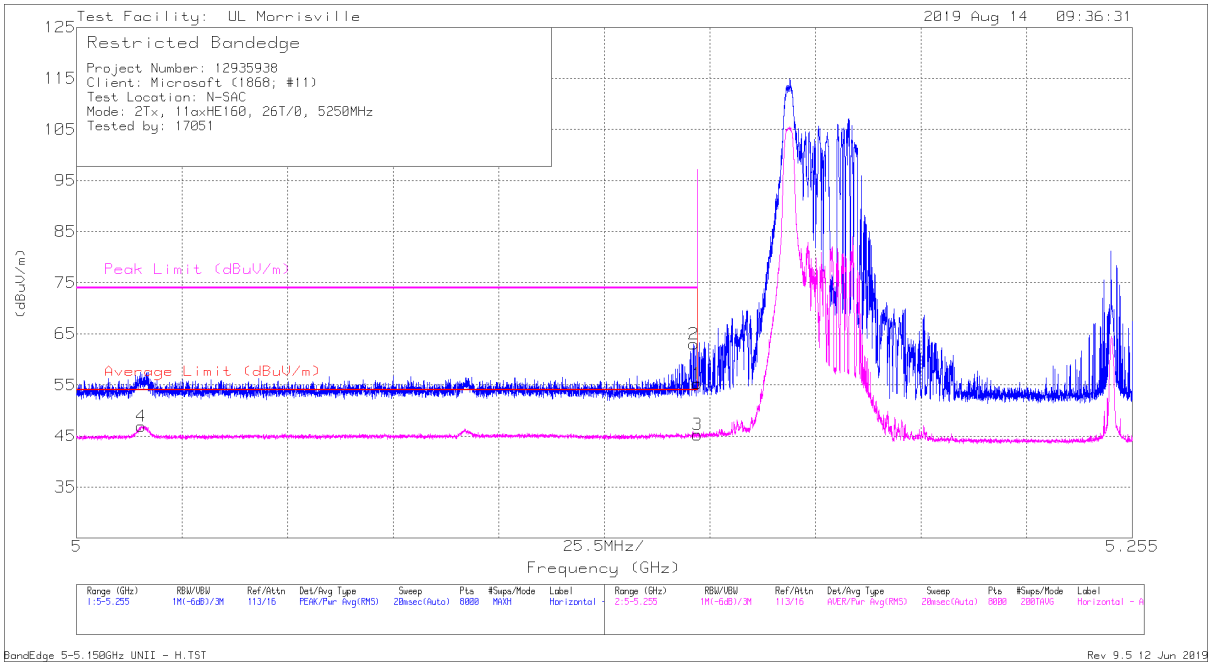

Marker	Frequency (GHz)	Meter Reading (dBuV)	Det	AT0067 AF (dBuV/m)	Amp/Cbl/Fltr/Pad (dB)	Corrected Reading (dBuV/m)	Average Limit (dBuV/m)	Margin (dB)	Peak Limit (dBuV/m)	PK Margin (dB)	Azimuth (Degs)	Height (cm)	Polarity
1	* ** 5.14999	43.77	Pk	34.1	-22.6	55.27	-	-	74	-18.73	326	390	H
2	* ** 5.1491	51.52	Pk	34.1	-22.6	63.02	-	-	74	-10.98	326	390	H
3	* ** 5.14999	33.75	RMS	34.1	-22.6	45.25	54	-8.75	-	-	326	390	H
4	* ** 5.01556	35.07	RMS	34	-22.2	46.87	54	-7.13	-	-	326	390	H

* - indicates frequency in CFR47 Pt 15 / IC RSS-Restricted Band
** - indicates frequency in Taiwan NCC LP0002 Restricted Band
Pk - Peak detector
RMS - RMS detection

UL LLC
12 Laboratory Dr., RTP, NC 27709; USA TEL:(919) 549-1400
This report shall not be reproduced except in full, without the written approval of UL LLC

VERTICAL RESULT

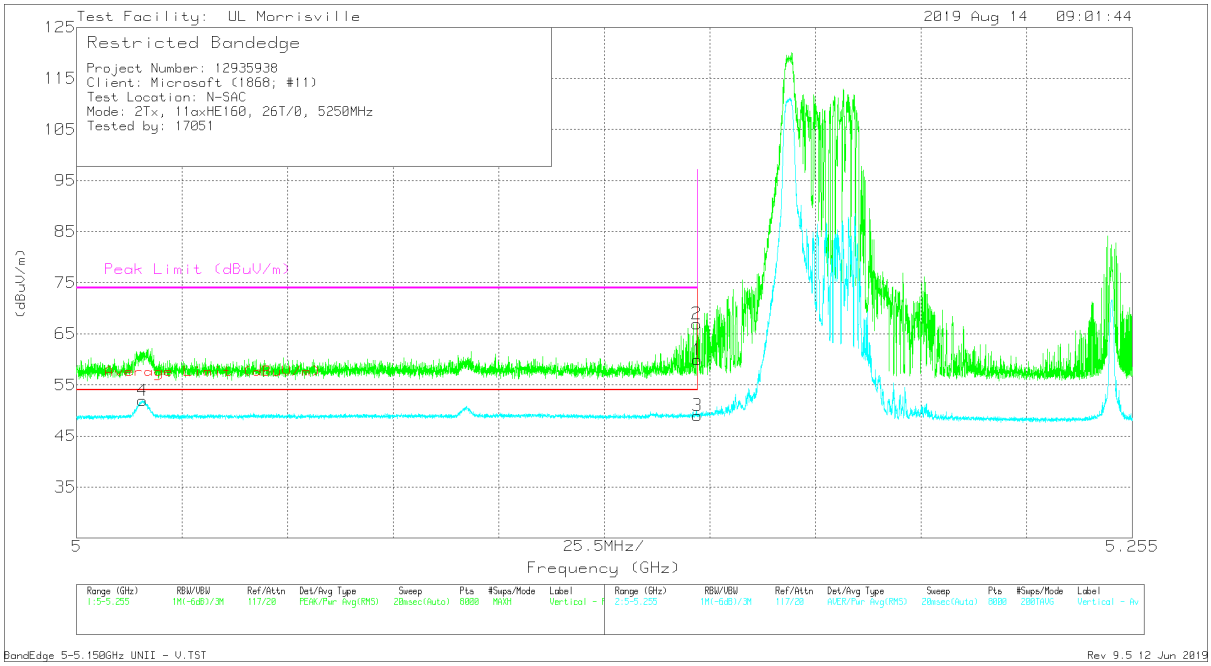

Marker	Frequency (GHz)	Meter Reading (dBuV)	Det	AT0067 AF (dBuV/m)	Amp/Cbl/Fltr/Pad (dB)	Corrected Reading (dBuV/m)	Average Limit (dBuV/m)	Margin (dB)	Peak Limit (dBuV/m)	PK Margin (dB)	Azimuth (Degs)	Height (cm)	Polarity
1	* ** 5.14999	48.44	Pk	34.1	-22.6	59.94	-	-	74	-14.06	344	265	V
2	* ** 5.14974	55.49	Pk	34.1	-22.6	66.99	-	-	74	-7.01	344	265	V
3	* ** 5.14999	37.53	RMS	34.1	-22.6	49.03	54	-4.97	-	-	344	265	V
4	* ** 5.01597	40.15	RMS	34	-22.2	51.95	54	-2.05	-	-	344	265	V

* - indicates frequency in CFR47 Pt 15 / IC RSS-Restricted Band
** - indicates frequency in Taiwan NCC LP0002 Restricted Band
Pk - Peak detector
RMS - RMS detection

UL LLC
12 Laboratory Dr., RTP, NC 27709; USA TEL:(919) 549-1400
This report shall not be reproduced except in full, without the written approval of UL LLC

2TX Antenna 1 + Antenna 2 OFDMA MODE – 26-Tones, RU Index S36

BANDEDGE (MID CHANNEL HIGH EDGE)

HORIZONTAL RESULT

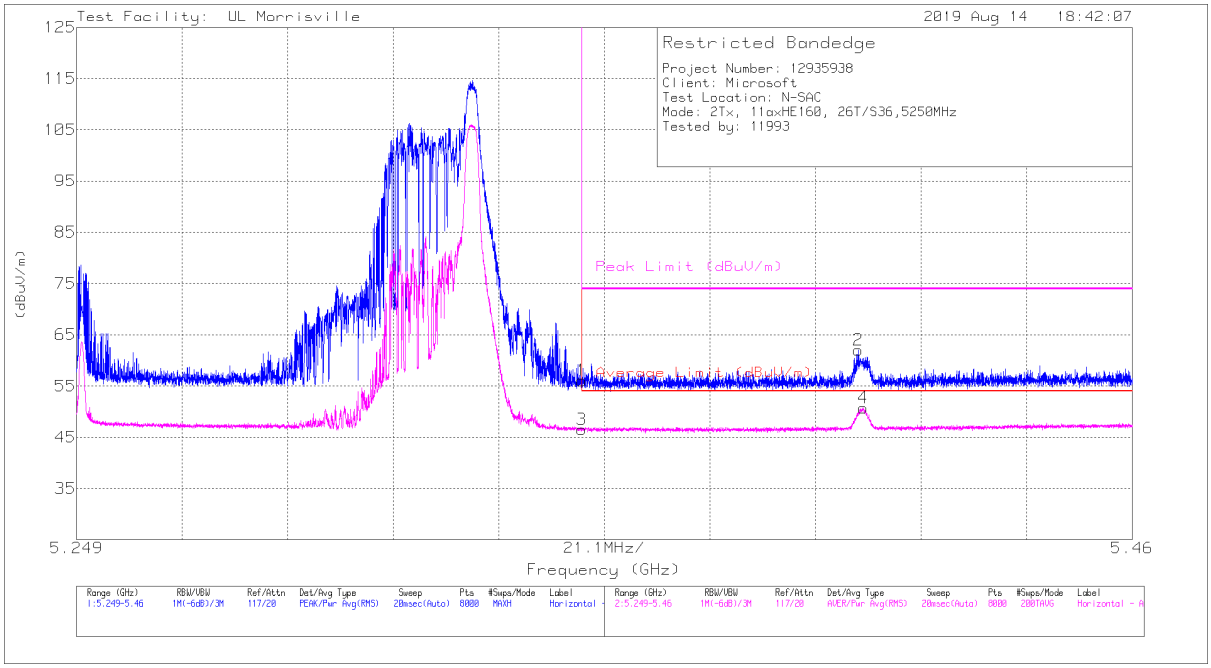

Marker	Frequency (GHz)	Meter Reading (dBuV)	Det	AT0067 AF (dBuV/m)	Amp/Cbl/Fltr/Pad (dB)	Corrected Reading (dBuV/m)	Average Limit (dBuV/m)	Margin (dB)	Peak Limit (dBuV/m)	PK Margin (dB)	Azimuth (Degs)	Height (cm)	Polarity
1	* ** 5.35	44.67	Pk	34.4	-23	56.07	-	-	74	-17.93	350	378	H
2	* ** 5.40518	50.58	Pk	34.4	-23	61.98	-	-	74	-12.02	350	378	H
3	* ** 5.35	35.15	RMS	34.4	-23	46.55	54	-7.45	-	-	350	378	H
4	* ** 5.40627	39.35	RMS	34.4	-23	50.75	54	-3.25	-	-	350	378	H

* - indicates frequency in CFR47 Pt 15 / IC RSS-Restricted Band
** - indicates frequency in Taiwan NCC LP0002 Restricted Band
Pk - Peak detector
RMS - RMS detection

UL LLC
12 Laboratory Dr., RTP, NC 27709; USA TEL:(919) 549-1400
This report shall not be reproduced except in full, without the written approval of UL LLC

VERTICAL RESULT

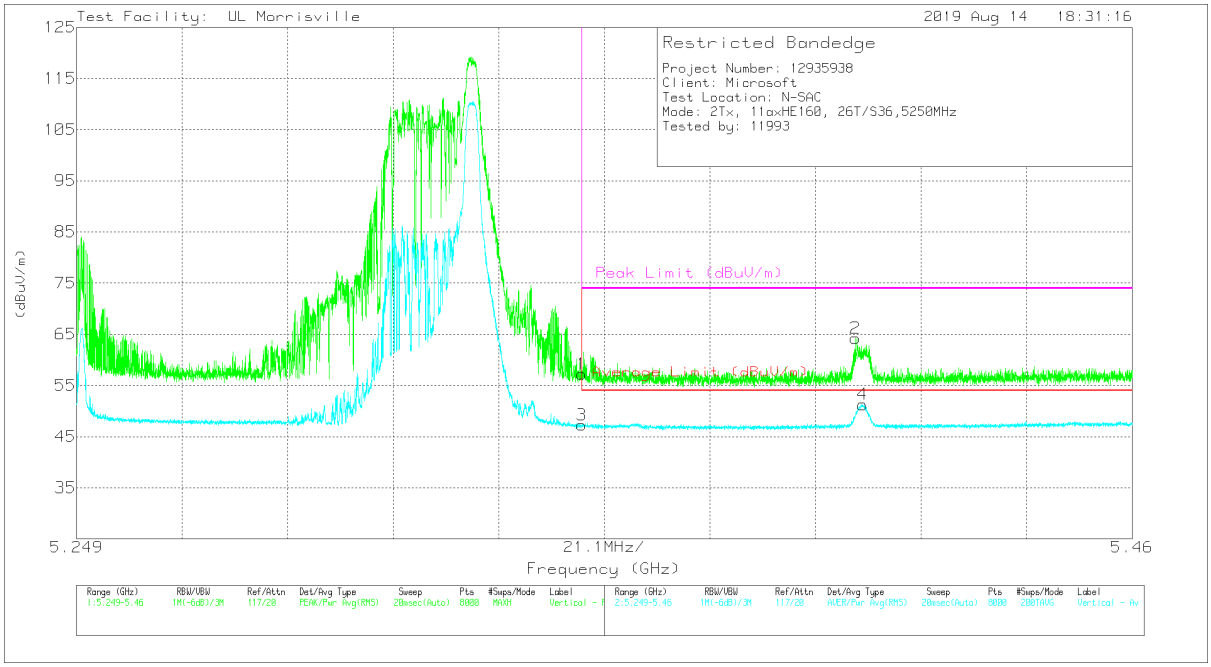

Marker	Frequency (GHz)	Meter Reading (dBuV)	Det	AT0067 AF (dBuV/m)	Amp/Cbl/Fltr/Pad (dB)	Corrected Reading (dBuV/m)	Average Limit (dBuV/m)	Margin (dB)	Peak Limit (dBuV/m)	PK Margin (dB)	Azimuth (Degs)	Height (cm)	Polarity
1	* ** 5.35	45.79	Pk	34.4	-23	57.19	-	-	74	-16.81	353	255	V
2	* ** 5.40466	52.86	Pk	34.4	-23	64.26	-	-	74	-9.74	353	255	V
3	* ** 5.35	35.85	RMS	34.4	-23	47.25	54	-6.75	-	-	353	255	V
4	* ** 5.40608	39.87	RMS	34.4	-23	51.27	54	-2.73	-	-	353	255	V

* - indicates frequency in CFR47 Pt 15 / IC RSS-Restricted Band
** - indicates frequency in Taiwan NCC LP0002 Restricted Band
Pk - Peak detector
RMS - RMS detection

10.2. WORST-CASE BELOW 1GHz AND ABOVE 18 GHz

Radiated emissions below 1GHz, above 18GHz, and power line conducted emissions were performed in worst-case test report R12935938-E11 (FCC ID: C3K1868, IC: 3048A-1868)

This report shall not be reproduced except in full, without the written approval of UL LLC

11. AC LINE CONDUCTED EMISSIONS

Radiated emissions below 1GHz, above 18GHz, and power line conducted emissions were performed in worst-case test report R12935938-E11 (FCC ID: C3K1868, IC: 3048A-1868).

12. SETUP PHOTOS

Please refer to 12935938-EP1 for setup photos.

END OF TEST REPORT

UL LLC
12 Laboratory Dr., RTP, NC 27709; USA TEL:(919) 549-1400
This report shall not be reproduced except in full, without the written approval of UL LLC