VERTICAL RESULT

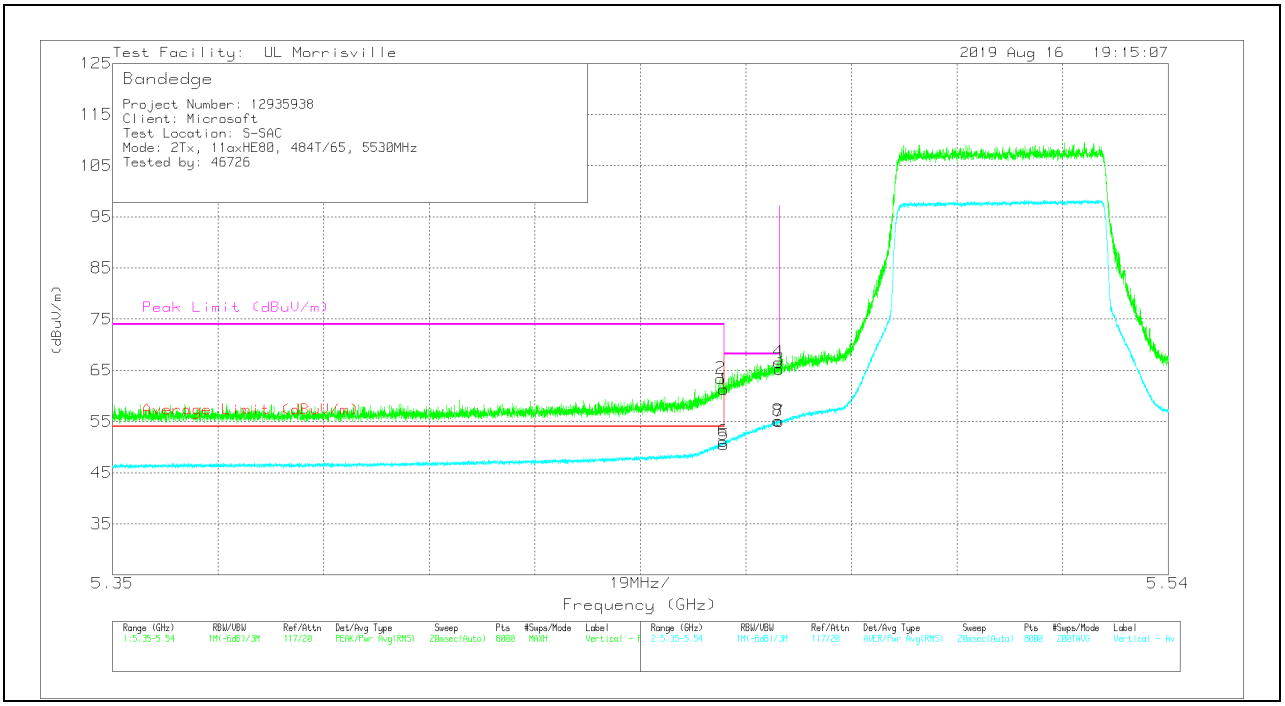

Marker	Frequency (GHz)	Meter Reading (dBuV)	Det	AT0072 (dB/m)	Amp/Cbl/Fltr/Pad (dB)	Corrected Reading (dBuV/m)	Average Limit (dBuV/m)	Margin (dB)	Peak Limit (dBuV/m)	PK Margin (dB)	Azimuth (Degs)	Height (cm)	Polarity
1	* ** 5.45998	50.19	Pk	34.5	-23.4	61.29	-	-	74	-12.71	53	214	V
2	* ** 5.45943	52.32	Pk	34.5	-23.4	63.42	-	-	74	-10.58	53	214	V
5	* ** 5.45998	39.33	RMS	34.5	-23.4	50.43	54	-3.57	-	-	53	214	V
6	* ** 5.45993	40.04	RMS	34.5	-23.4	51.14	54	-2.86	-	-	53	214	V
8	5.46976	44.17	RMS	34.5	-23.5	55.17	-	-	-	-	53	214	V
4	5.46983	55.62	Pk	34.5	-23.5	66.62	-	-	68.2	-1.58	53	214	V
3	5.46998	54.22	Pk	34.5	-23.5	65.22	-	-	68.2	-2.98	53	214	V
7	5.46998	44	RMS	34.5	-23.5	55	-	-	-	-	53	214	V

* - indicates frequency in CFR47 Pt 15 / IC RSS-Restricted Band
** - indicates frequency in Taiwan NCC LP0002 Restricted Band
Pk - Peak detector
RMS - RMS detection

UL LLC
12 Laboratory Dr., RTP, NC 27709; USA
TEL:(919) 549-1400

This report shall not be reproduced except in full, without the written approval of UL LLC

2TX Antenna 1 + Antenna 2 OFDMA MODE – 484-Tones, RU Index 66

BANDEDGE (HIGH CHANNEL)

HORIZONTAL RESULT

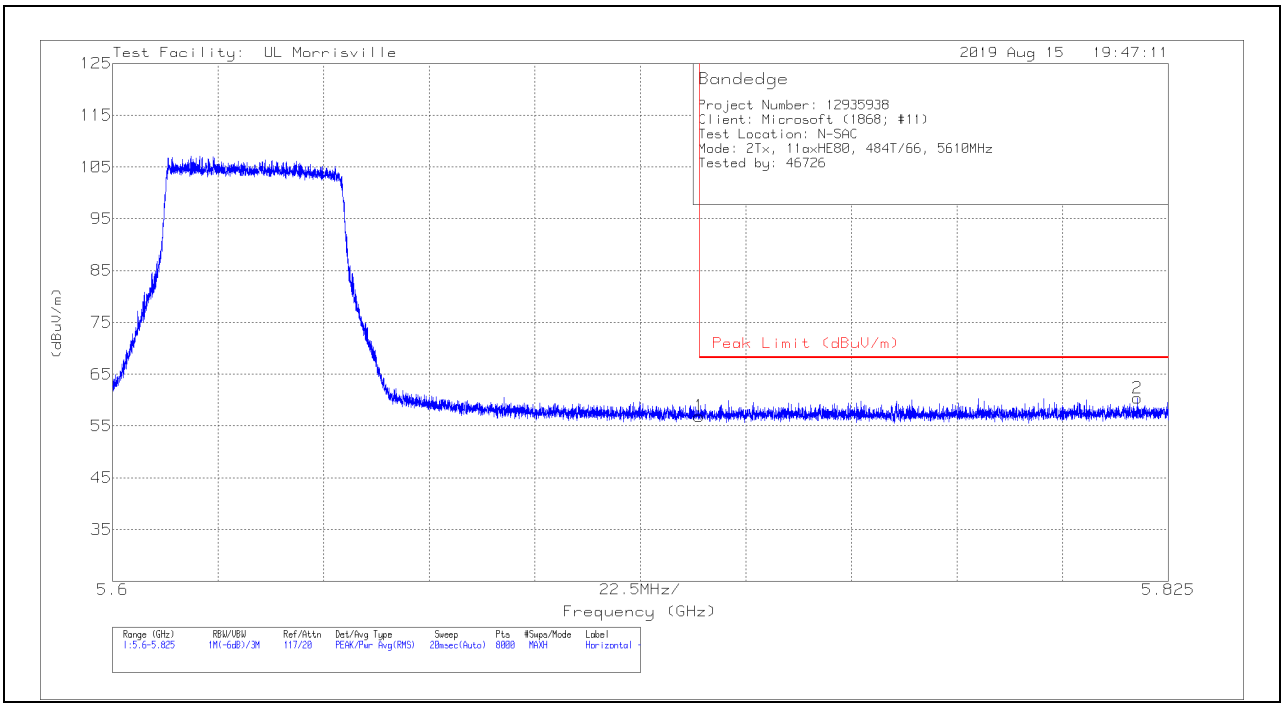

Marker	Frequency (GHz)	Meter Reading (dBuV)	Det	AT0067 AF (dBuV/m)	Amp/Cbl/Fltr/Pad (dB)	Corrected Reading (dBuV/m)	Peak Limit (dBuV/m)	PK Margin (dB)	Azimuth (Degs)	Height (cm)	Polarity
1	5.72501	45.21	Pk	34.6	-22.9	56.91	68.2	-11.29	35	381	H
2	5.81842	48.22	Pk	34.8	-22.6	60.42	68.2	-7.78	35	381	H

Pk - Peak detector

UL LLC
12 Laboratory Dr., RTP, NC 27709; USA TEL:(919) 549-1400
This report shall not be reproduced except in full, without the written approval of UL LLC

VERTICAL RESULT

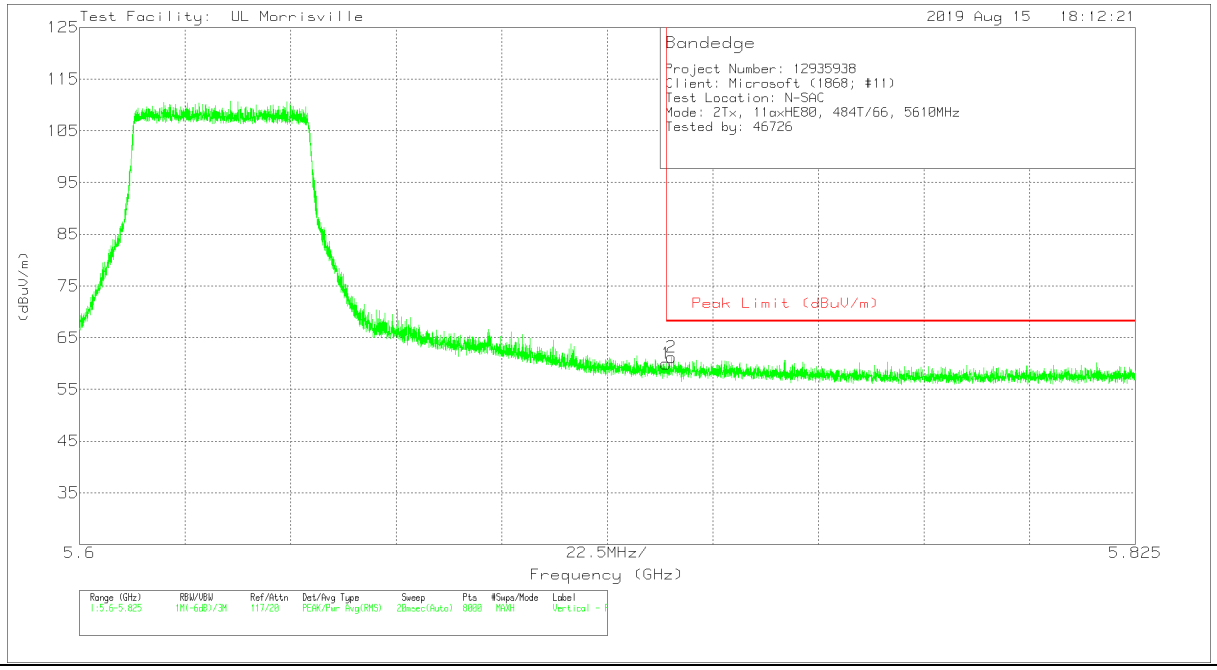

Marker	Frequency (GHz)	Meter Reading (dBuV)	Det	AT0067 AF (dBuV/m)	Amp/Cbl/Fltr/Pad (dB)	Corrected Reading (dBuV/m)	Peak Limit (dBuV/m)	PK Margin (dB)	Azimuth (Degs)	Height (cm)	Polarity
1	5.72501	48.28	Pk	34.6	-22.9	59.98	68.2	-8.22	275	259	V
2	5.72613	49.5	Pk	34.6	-22.9	61.2	68.2	-7	275	259	V

Pk - Peak detector

UL LLC
12 Laboratory Dr., RTP, NC 27709; USA
TEL:(919) 549-1400

This report shall not be reproduced except in full, without the written approval of UL LLC

2TX Antenna 1 + Antenna 2 OFDMA MODE – 242-Tones, RU Index 61

BANDEDGE (LOW CHANNEL)

HORIZONTAL RESULT

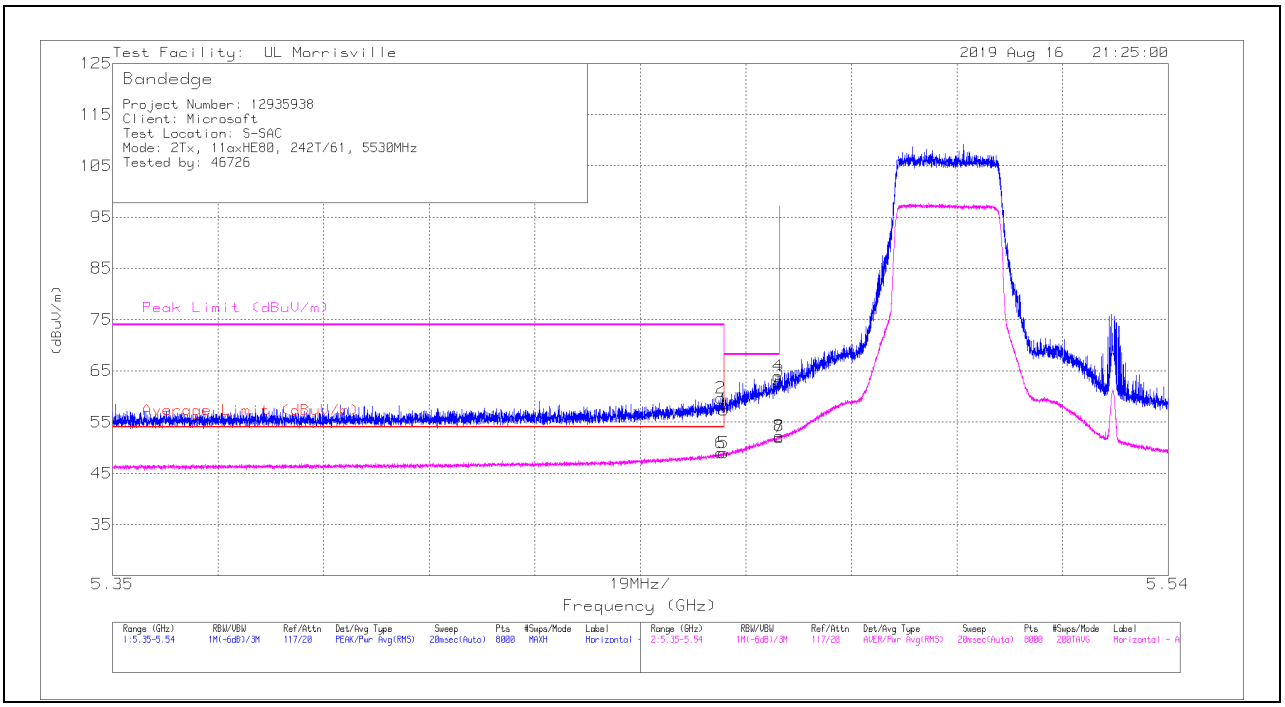

Marker	Frequency (GHz)	Meter Reading (dBuV)	Det	AT0072 (dB/m)	Amp/Cbl/Fltr/Pad (dB)	Corrected Reading (dBuV/m)	Average Limit (dBuV/m)	Margin (dB)	Peak Limit (dBuV/m)	PK Margin (dB)	Azimuth (Degs)	Height (cm)	Polarity
1	* ** 5.45998	46.27	Pk	34.5	-23.4	57.37	-	-	74	-16.63	60	378	H
2	* ** 5.45943	48.58	Pk	34.5	-23.4	59.68	-	-	74	-14.32	60	378	H
5	* ** 5.45998	37.89	RMS	34.5	-23.4	48.99	54	-5.01	-	-	60	378	H
6	* ** 5.45945	37.9	RMS	34.5	-23.4	49	54	-5	-	-	60	378	H
4	5.46974	52.94	Pk	34.5	-23.5	63.94	-	-	68.2	-4.26	60	378	H
8	5.46995	41.26	RMS	34.5	-23.5	52.26	-	-	-	-	60	378	H
3	5.46998	52.03	Pk	34.5	-23.5	63.03	-	-	68.2	-5.17	60	378	H
7	5.46998	41	RMS	34.5	-23.5	52	-	-	-	-	60	378	H

* - indicates frequency in CFR47 Pt 15 / IC RSS-Restricted Band
** - indicates frequency in Taiwan NCC LP0002 Restricted Band
Pk - Peak detector
RMS - RMS detection

UL LLC
12 Laboratory Dr., RTP, NC 27709; USA TEL:(919) 549-1400
This report shall not be reproduced except in full, without the written approval of UL LLC

VERTICAL RESULT

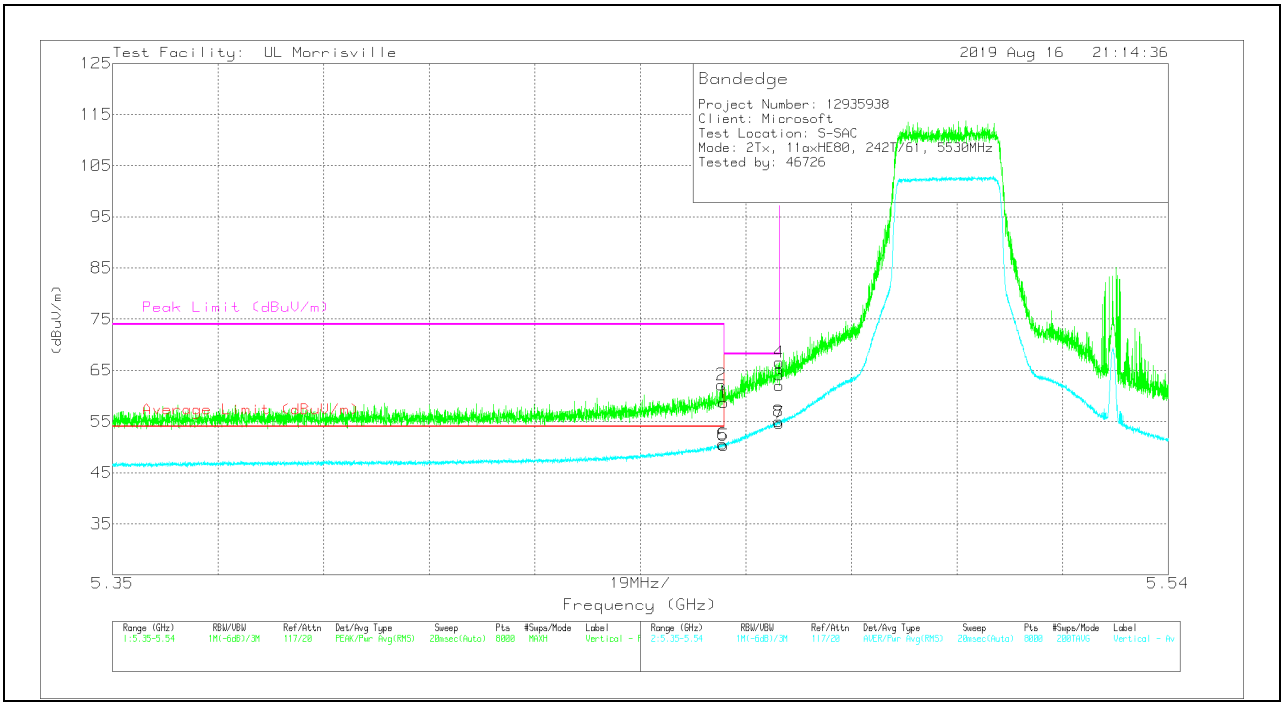

Marker	Frequency (GHz)	Meter Reading (dBuV)	Det	AT0072 (dB/m)	Amp/Cbl/Fltr/Pad (dB)	Corrected Reading (dBuV/m)	Average Limit (dBuV/m)	Margin (dB)	Peak Limit (dBuV/m)	PK Margin (dB)	Azimuth (Degs)	Height (cm)	Polarity
1	* ** 5.45998	47.64	Pk	34.5	-23.4	58.74	-	-	74	-15.26	52	239	V
2	* ** 5.4596	51.08	Pk	34.5	-23.4	62.18	-	-	74	-11.82	52	239	V
5	* ** 5.45998	39.22	RMS	34.5	-23.4	50.32	54	-3.68	-	-	52	239	V
6	* ** 5.45979	39.5	RMS	34.5	-23.4	50.6	54	-3.4	-	-	52	239	V
8	5.46986	44.04	RMS	34.5	-23.5	55.04	-	-	-	-	52	239	V
4	5.46993	55.53	Pk	34.5	-23.5	66.53	-	-	68.2	-1.67	52	239	V
3	5.46998	51.08	Pk	34.5	-23.5	62.08	-	-	68.2	-6.12	52	239	V
7	5.46998	43.68	RMS	34.5	-23.5	54.68	-	-	-	-	52	239	V

* - indicates frequency in CFR47 Pt 15 / IC RSS-Restricted Band
** - indicates frequency in Taiwan NCC LP0002 Restricted Band
Pk - Peak detector
RMS - RMS detection

UL LLC
12 Laboratory Dr., RTP, NC 27709; USA
TEL:(919) 549-1400

This report shall not be reproduced except in full, without the written approval of UL LLC

2TX Antenna 1 + Antenna 2 OFDMA MODE – 242-Tones, RU Index 64

BANDEDGE (HIGH CHANNEL)

HORIZONTAL RESULT

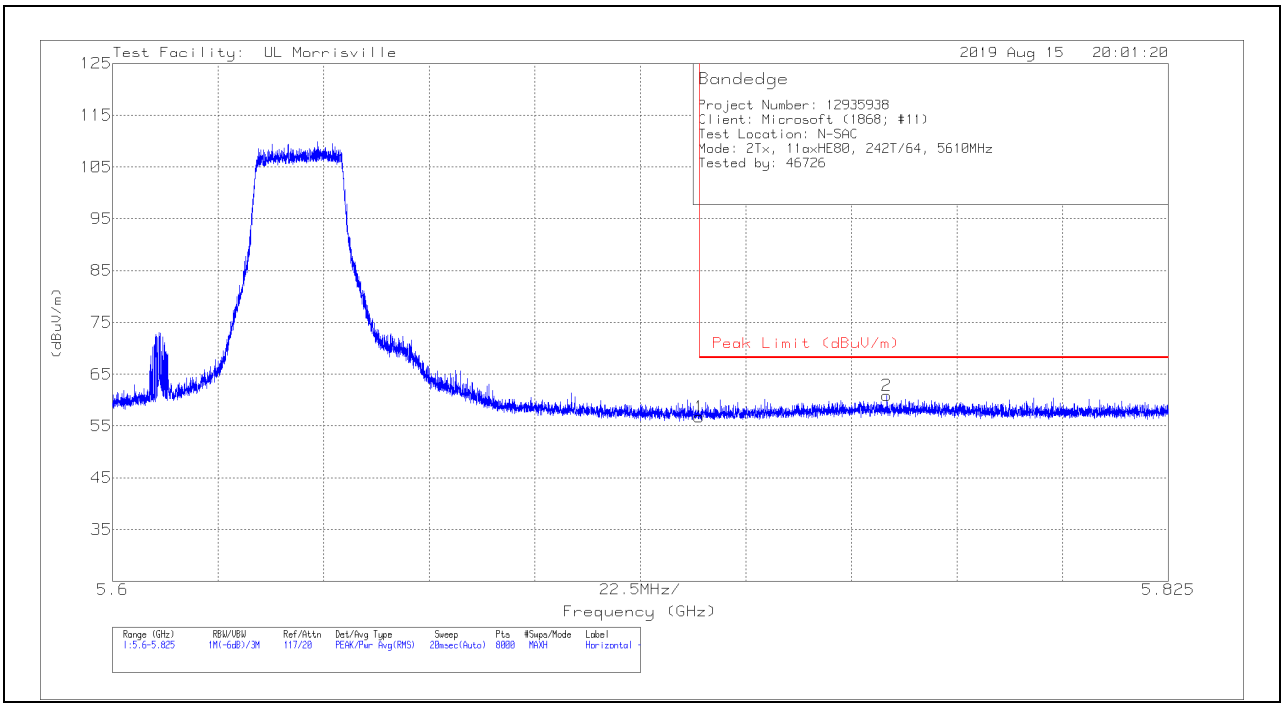

Marker	Frequency (GHz)	Meter Reading (dBuV)	Det	AT0067 AF (dBuV/m)	Amp/Cbl/Fltr/Pad (dB)	Corrected Reading (dBuV/m)	Peak Limit (dBuV/m)	PK Margin (dB)	Azimuth (Degs)	Height (cm)	Polarity
1	5.72501	45.02	Pk	34.6	-22.9	56.72	68.2	-11.48	249	395	H
2	5.76503	48.98	Pk	34.7	-22.8	60.88	68.2	-7.32	249	395	H

Pk - Peak detector

UL LLC
12 Laboratory Dr., RTP, NC 27709; USA TEL:(919) 549-1400
This report shall not be reproduced except in full, without the written approval of UL LLC

VERTICAL RESULT

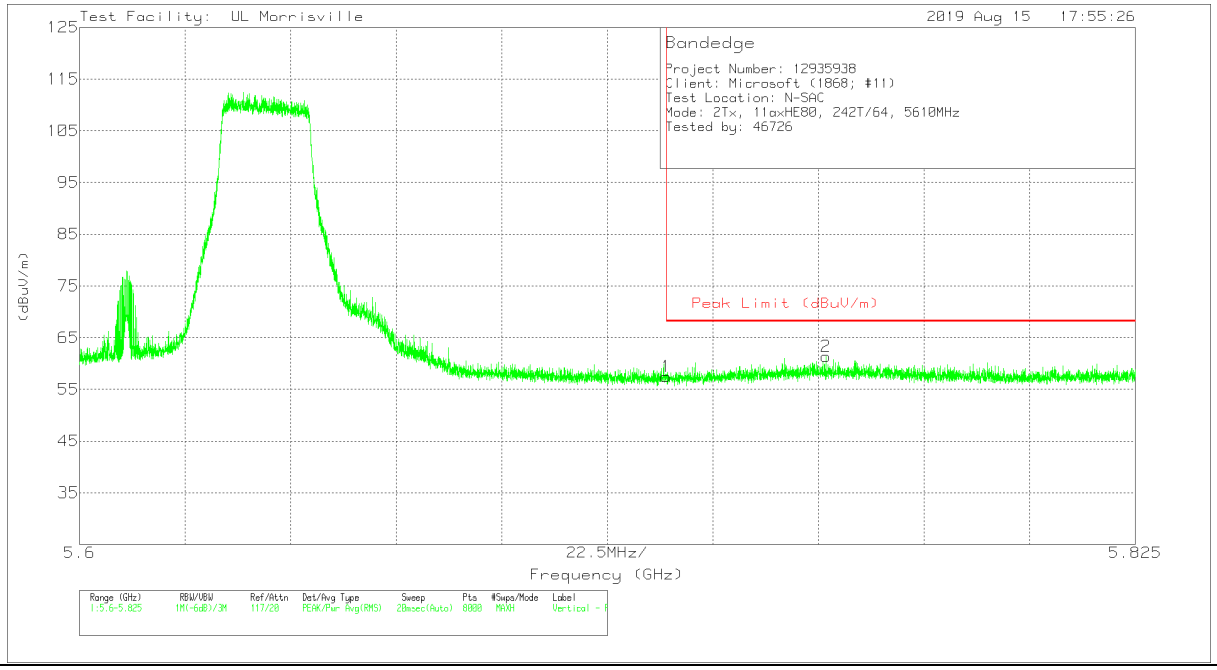

Marker	Frequency (GHz)	Meter Reading (dBuV)	Det	AT0067 AF (dBuV/m)	Amp/Cbl/Fltr/Pad (dB)	Corrected Reading (dBuV/m)	Peak Limit (dBuV/m)	PK Margin (dB)	Azimuth (Degs)	Height (cm)	Polarity
1	5.72501	45.78	Pk	34.6	-22.9	57.48	68.2	-10.72	263	251	V
2	5.75907	49.46	Pk	34.7	-22.8	61.36	68.2	-6.84	263	251	V

Pk - Peak detector

UL LLC
12 Laboratory Dr., RTP, NC 27709; USA
TEL:(919) 549-1400

This report shall not be reproduced except in full, without the written approval of UL LLC

2TX Antenna 1 + Antenna 2 OFDMA MODE – 106-Tones, RU Index 53

BANDEDGE (LOW CHANNEL)

HORIZONTAL RESULT

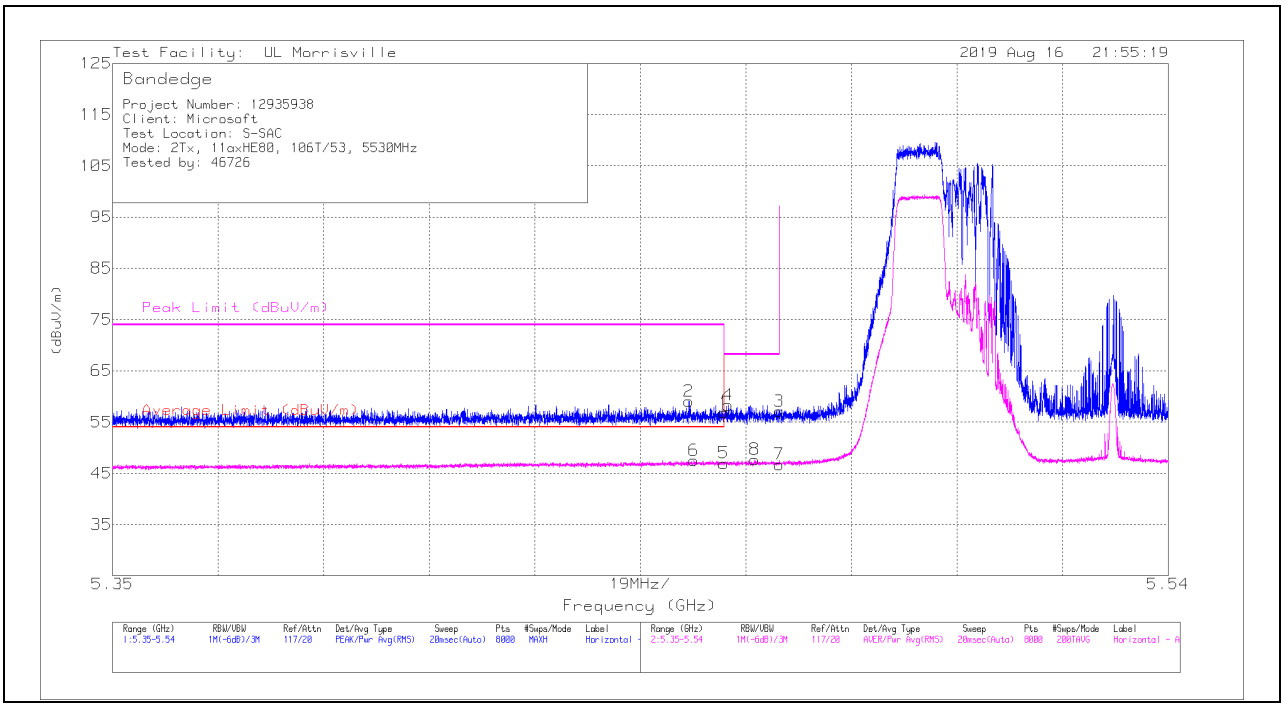

Marker	Frequency (GHz)	Meter Reading (dBuV)	Det	AT0072 (dB/m)	Amp/Cbl/Fltr/Pad (dB)	Corrected Reading (dBuV/m)	Average Limit (dBuV/m)	Margin (dB)	Peak Limit (dBuV/m)	PK Margin (dB)	Azimuth (Degs)	Height (cm)	Polarity
1	* ** 5.45998	45.79	Pk	34.5	-23.4	56.89	-	-	74	-17.11	61	349	H
2	* ** 5.45373	47.9	Pk	34.5	-23.3	59.1	-	-	74	-14.9	61	349	H
5	* ** 5.45998	35.86	RMS	34.5	-23.4	46.96	54	-7.04	-	-	61	349	H
6	* ** 5.45461	36.43	RMS	34.5	-23.4	47.53	54	-6.47	-	-	61	349	H
4	5.46076	47.19	Pk	34.5	-23.4	58.29	-	-	68.2	-9.91	61	349	H
8	5.46558	36.69	RMS	34.5	-23.5	47.69	-	-	-	-	61	349	H
3	5.46998	46.07	Pk	34.5	-23.5	57.07	-	-	68.2	-11.13	61	349	H
7	5.46998	35.72	RMS	34.5	-23.5	46.72	-	-	-	-	61	349	H

* - indicates frequency in CFR47 Pt 15 / IC RSS-Restricted Band
** - indicates frequency in Taiwan NCC LP0002 Restricted Band
Pk - Peak detector
RMS - RMS detection

UL LLC
12 Laboratory Dr., RTP, NC 27709; USA TEL:(919) 549-1400
This report shall not be reproduced except in full, without the written approval of UL LLC

VERTICAL RESULT

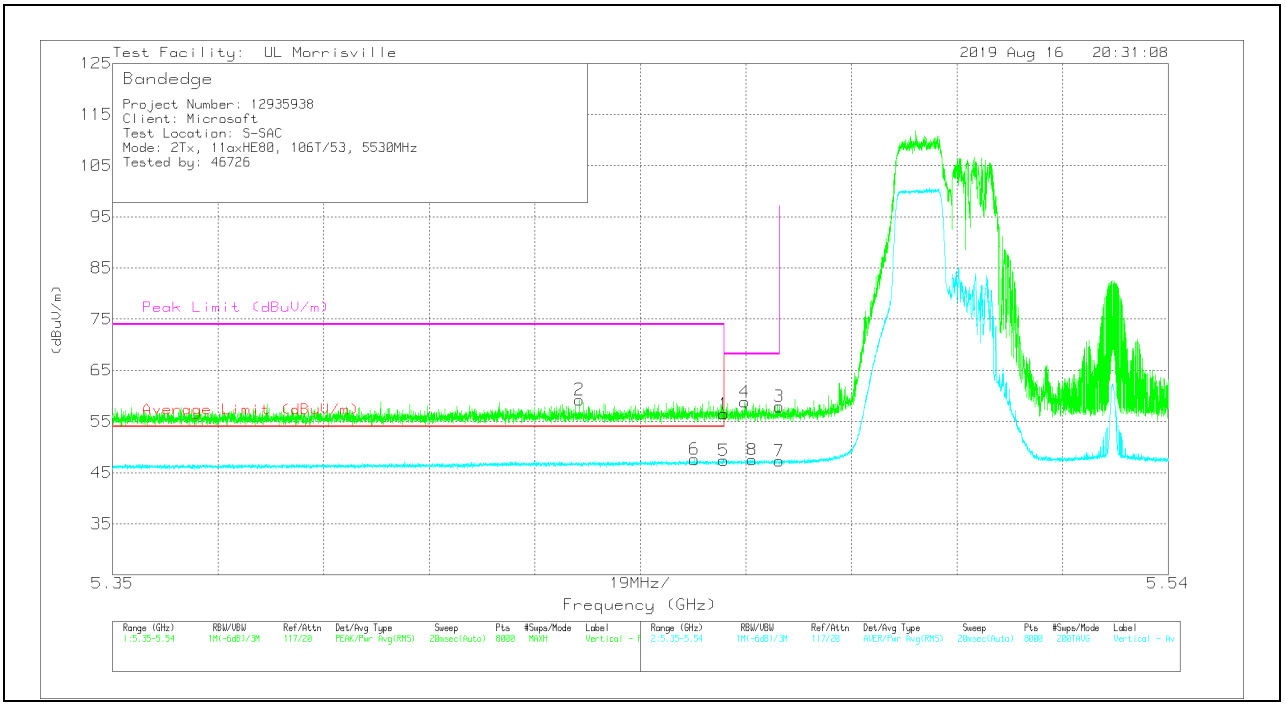

Marker	Frequency (GHz)	Meter Reading (dBuV)	Det	AT0072 (dB/m)	Amp/Cbl/Fltr/Pad (dB)	Corrected Reading (dBuV/m)	Average Limit (dBuV/m)	Margin (dB)	Peak Limit (dBuV/m)	PK Margin (dB)	Azimuth (Degs)	Height (cm)	Polarity
1	* ** 5.45998	45.37	Pk	34.5	-23.4	56.47	-	-	74	-17.53	92	215	V
2	* ** 5.43401	48.14	Pk	34.5	-23.4	59.24	-	-	74	-14.76	92	215	V
5	* ** 5.45998	36.26	RMS	34.5	-23.4	47.36	54	-6.64	-	-	92	215	V
6	* ** 5.45473	36.49	RMS	34.5	-23.4	47.59	54	-6.41	-	-	92	215	V
4	5.46375	47.74	Pk	34.5	-23.4	58.84	-	-	68.2	-9.36	92	215	V
8	5.46516	36.42	RMS	34.5	-23.4	47.52	-	-	-	-	92	215	V
3	5.46998	46.91	Pk	34.5	-23.5	57.91	-	-	68.2	-10.29	92	215	V
7	5.46998	36.29	RMS	34.5	-23.5	47.29	-	-	-	-	92	215	V

* - indicates frequency in CFR47 Pt 15 / IC RSS-Restricted Band
** - indicates frequency in Taiwan NCC LP0002 Restricted Band
Pk - Peak detector
RMS - RMS detection

UL LLC
12 Laboratory Dr., RTP, NC 27709; USA
TEL:(919) 549-1400

This report shall not be reproduced except in full, without the written approval of UL LLC

2TX Antenna 1 + Antenna 2 OFDMA MODE – 106-Tones, RU Index 60

BANDEDGE (HIGH CHANNEL)

HORIZONTAL RESULT

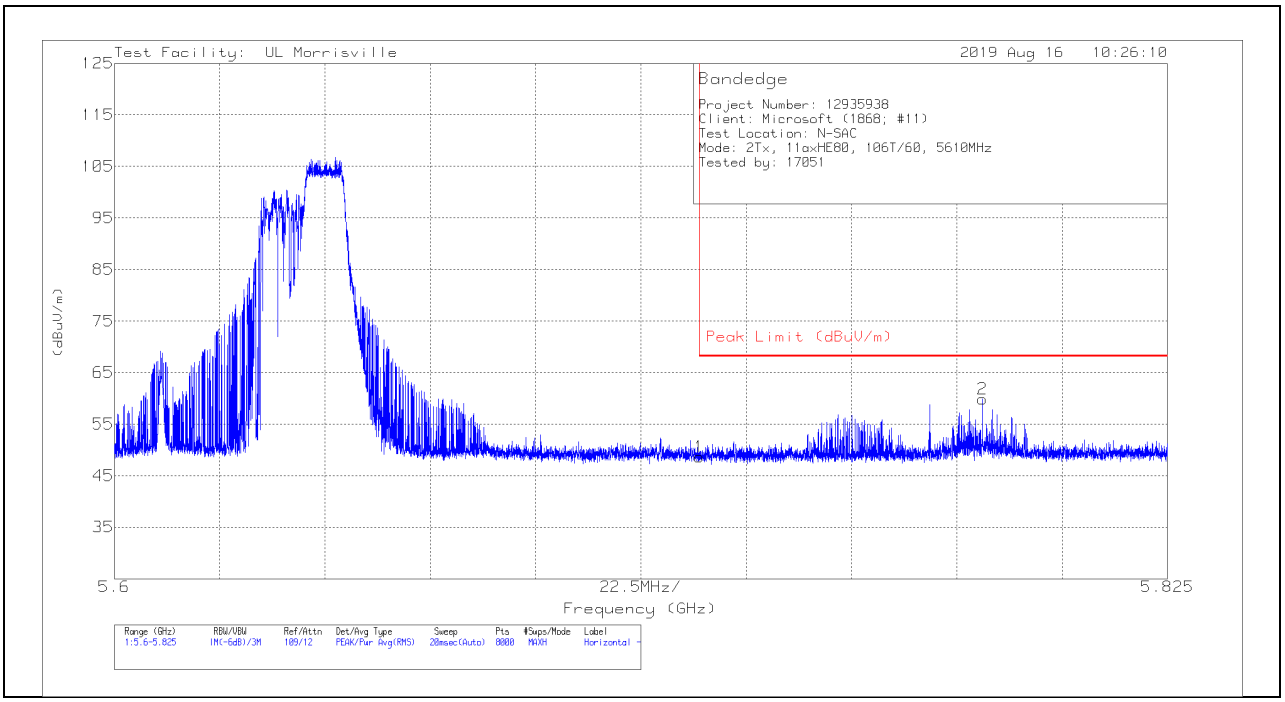

Marker	Frequency (GHz)	Meter Reading (dBuV)	Det	AT0067 AF (dBuV/m)	Amp/Cbl/Fltr/Pad (dB)	Corrected Reading (dBuV/m)	Peak Limit (dBuV/m)	PK Margin (dB)	Azimuth (Degs)	Height (cm)	Polarity
1	5.72501	36.91	Pk	34.6	-22.9	48.61	68.2	-19.59	259	322	H
2	5.78551	47.85	Pk	34.7	-22.7	59.85	68.2	-8.35	259	322	H

Pk - Peak detector

UL LLC
12 Laboratory Dr., RTP, NC 27709; USA TEL:(919) 549-1400
This report shall not be reproduced except in full, without the written approval of UL LLC

VERTICAL RESULT

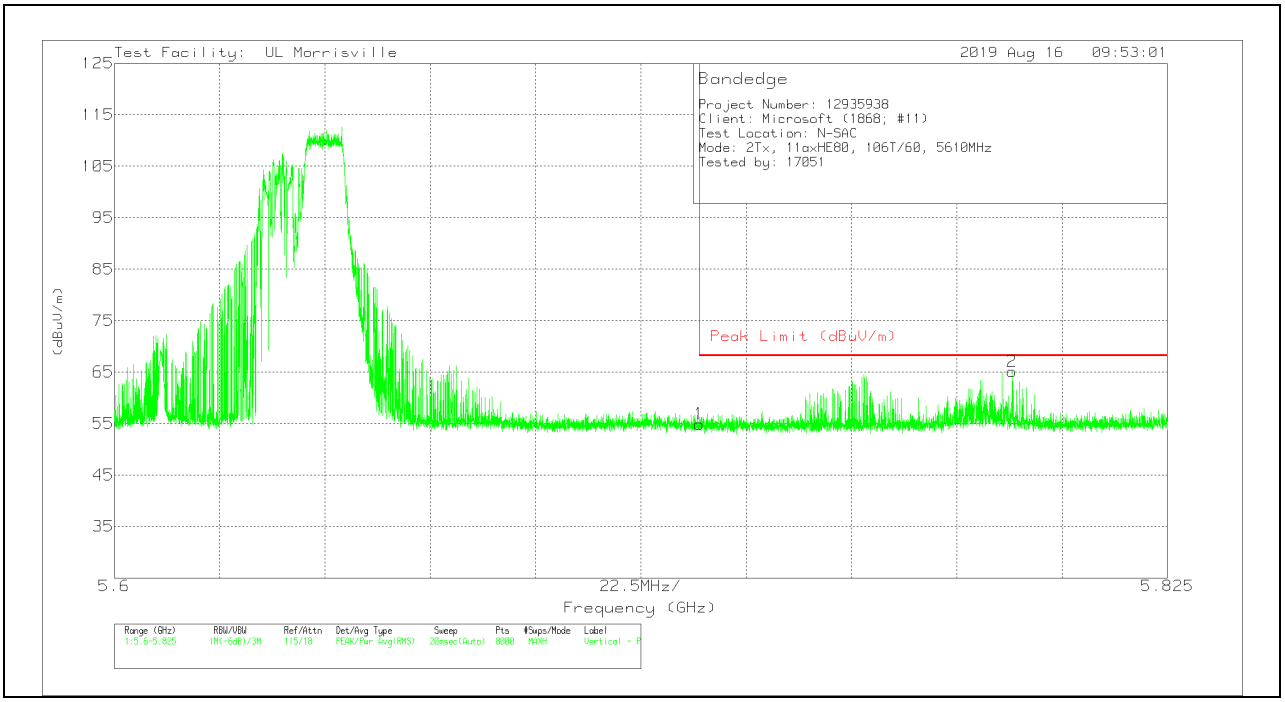

Marker	Frequency (GHz)	Meter Reading (dBuV)	Det	AT0067 AF (dBuV/m)	Amp/Cbl/Fltr/Pad (dB)	Corrected Reading (dBuV/m)	Peak Limit (dBuV/m)	PK Margin (dB)	Azimuth (Degs)	Height (cm)	Polarity
1	5.72501	43.22	Pk	34.6	-22.9	54.92	68.2	-13.28	285	241	V
2	5.79184	53.15	Pk	34.7	-22.7	65.15	68.2	-3.05	285	241	V

Pk - Peak detector

UL LLC
12 Laboratory Dr., RTP, NC 27709; USA
TEL:(919) 549-1400

This report shall not be reproduced except in full, without the written approval of UL LLC

2TX Antenna 1 + Antenna 2 OFDMA MODE – 52-Tones, RU Index 37

BANDEDGE (LOW CHANNEL)

HORIZONTAL RESULT

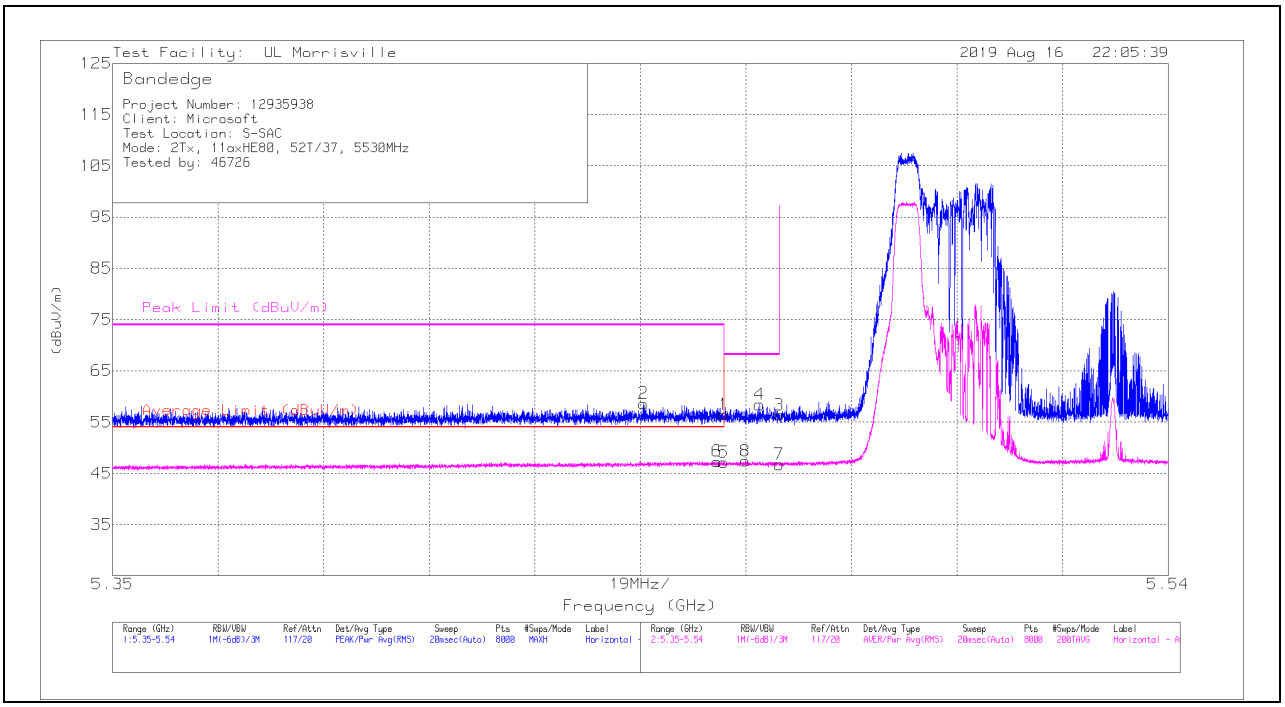

Marker	Frequency (GHz)	Meter Reading (dBuV)	Det	AT0072 (dB/m)	Amp/Cbl/Fltr/Pad (dB)	Corrected Reading (dBuV/m)	Average Limit (dBuV/m)	Margin (dB)	Peak Limit (dBuV/m)	PK Margin (dB)	Azimuth (Degs)	Height (cm)	Polarity
1	* ** 5.45998	45.35	Pk	34.5	-23.4	56.45	-	-	74	-17.55	11	386	H
2	* ** 5.44558	47.52	Pk	34.5	-23.4	58.62	-	-	74	-15.38	11	386	H
5	* ** 5.45998	36.02	RMS	34.5	-23.4	47.12	54	-6.88	-	-	11	386	H
6	* ** 5.45877	36.23	RMS	34.5	-23.4	47.33	54	-6.67	-	-	11	386	H
8	5.46387	36.3	RMS	34.5	-23.4	47.4	-	-	-	-	11	386	H
4	5.46641	47.41	Pk	34.5	-23.5	58.41	-	-	68.2	-9.79	11	386	H
3	5.46998	45.35	Pk	34.5	-23.5	56.35	-	-	68.2	-11.85	11	386	H
7	5.46998	35.73	RMS	34.5	-23.5	46.73	-	-	-	-	11	386	H

* - indicates frequency in CFR47 Pt 15 / IC RSS-Restricted Band
** - indicates frequency in Taiwan NCC LP0002 Restricted Band
Pk - Peak detector
RMS - RMS detection

UL LLC
12 Laboratory Dr., RTP, NC 27709; USA TEL:(919) 549-1400
This report shall not be reproduced except in full, without the written approval of UL LLC

VERTICAL RESULT

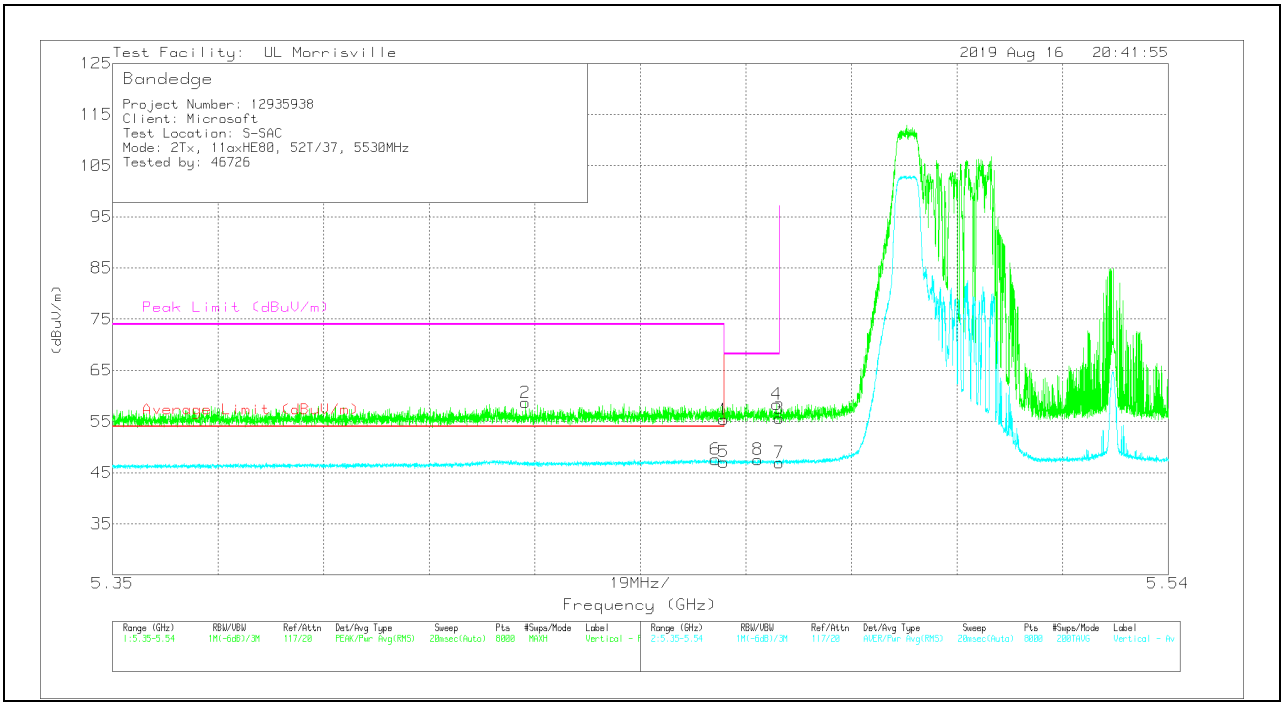

Marker	Frequency (GHz)	Meter Reading (dBuV)	Det	AT0072 (dB/m)	Amp/Cbl/Fltr/Pad (dB)	Corrected Reading (dBuV/m)	Average Limit (dBuV/m)	Margin (dB)	Peak Limit (dBuV/m)	PK Margin (dB)	Azimuth (Degs)	Height (cm)	Polarity
1	* ** 5.45998	44.27	Pk	34.5	-23.4	55.37	-	-	74	-18.63	15	267	V
2	* ** 5.42428	47.68	Pk	34.4	-23.4	58.68	-	-	74	-15.32	15	267	V
5	* ** 5.45998	35.99	RMS	34.5	-23.4	47.09	54	-6.91	-	-	15	267	V
6	* ** 5.4585	36.49	RMS	34.5	-23.4	47.59	54	-6.41	-	-	15	267	V
8	5.46615	36.56	RMS	34.5	-23.5	47.56	-	-	-	-	15	267	V
4	5.4695	47.38	Pk	34.5	-23.5	58.38	-	-	68.2	-9.82	15	267	V
3	5.46998	44.65	Pk	34.5	-23.5	55.65	-	-	68.2	-12.55	15	267	V
7	5.46998	35.95	RMS	34.5	-23.5	46.95	-	-	-	-	15	267	V

* - indicates frequency in CFR47 Pt 15 / IC RSS-Restricted Band
** - indicates frequency in Taiwan NCC LP0002 Restricted Band
Pk - Peak detector
RMS - RMS detection

UL LLC
12 Laboratory Dr., RTP, NC 27709; USA
TEL:(919) 549-1400

This report shall not be reproduced except in full, without the written approval of UL LLC

2TX Antenna 1 + Antenna 2 OFDMA MODE – 52-Tones, RU Index 52

BANDEDGE (HIGH CHANNEL)

HORIZONTAL RESULT

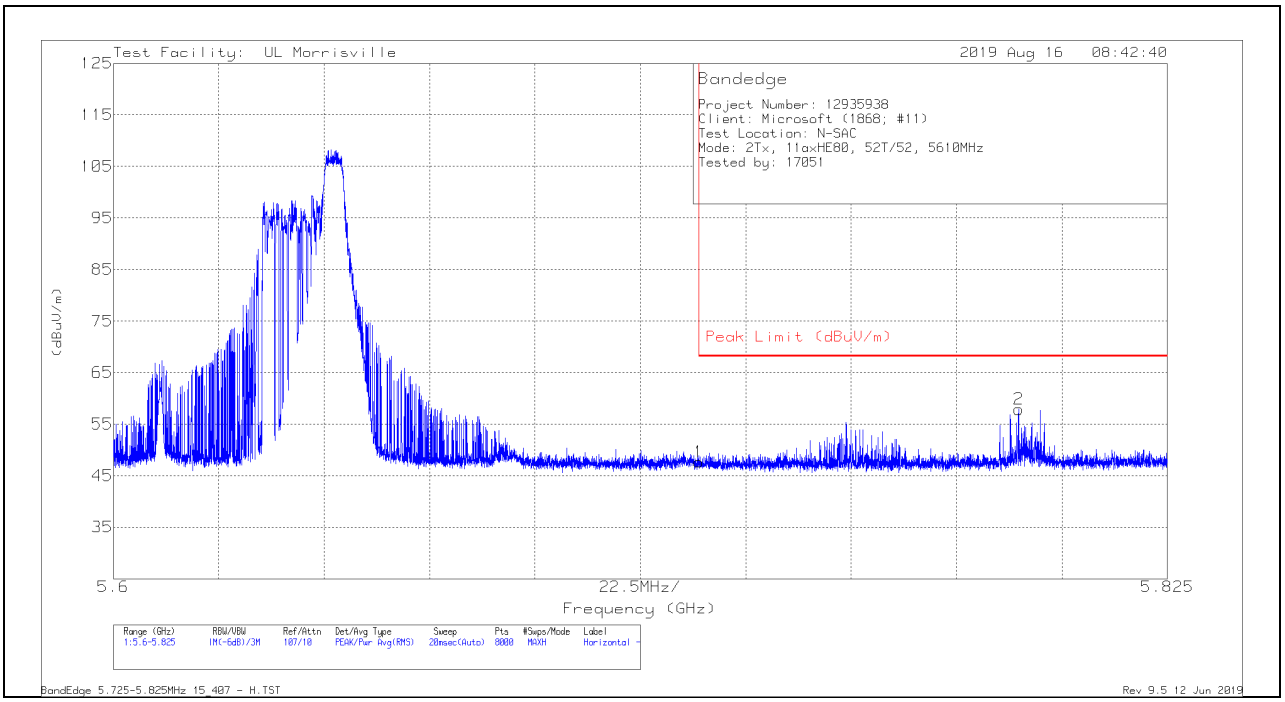

Marker	Frequency (GHz)	Meter Reading (dBuV)	Det	AT0067 AF (dBuV/m)	Amp/Cbl/Fltr/Pad (dB)	Corrected Reading (dBuV/m)	Peak Limit (dBuV/m)	PK Margin (dB)	Azimuth (Degs)	Height (cm)	Polarity
1	5.72501	35.99	Pk	34.6	-22.9	47.69	68.2	-20.51	259	375	H
2	5.79322	45.87	Pk	34.7	-22.7	57.87	68.2	-10.33	259	375	H

Pk - Peak detector

UL LLC
12 Laboratory Dr., RTP, NC 27709; USA TEL:(919) 549-1400
This report shall not be reproduced except in full, without the written approval of UL LLC

VERTICAL RESULT

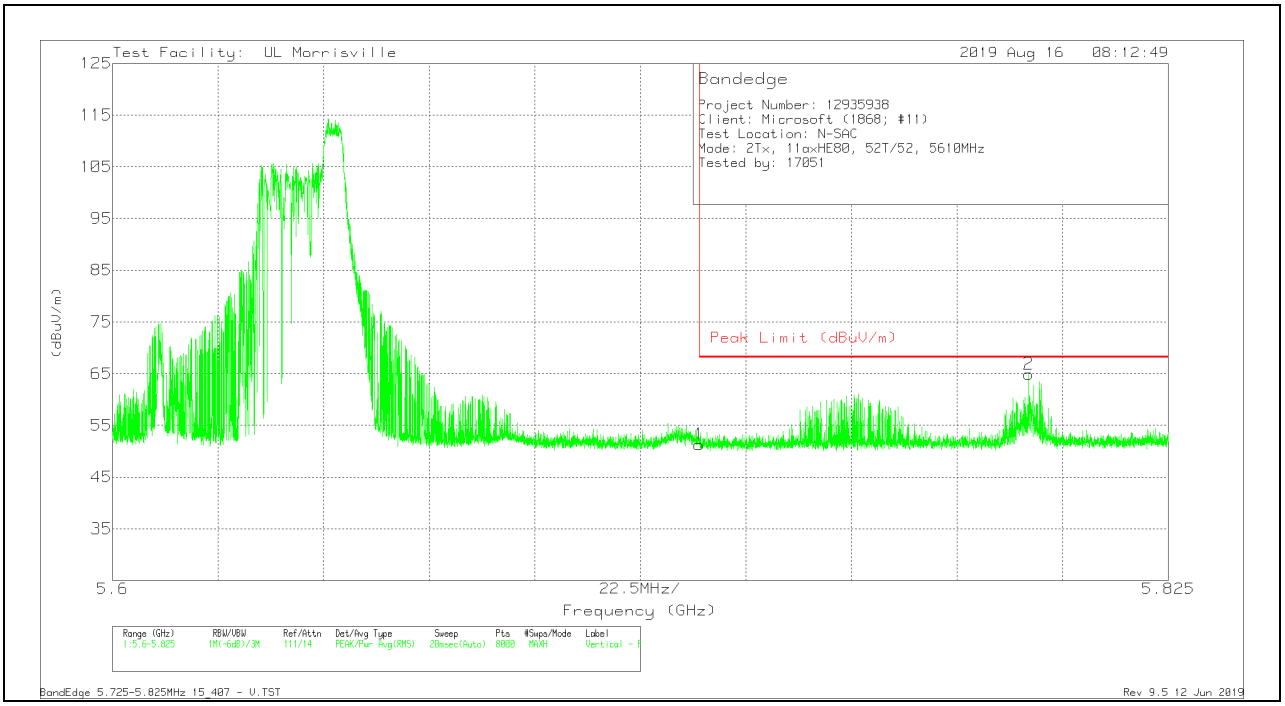

Marker	Frequency (GHz)	Meter Reading (dBuV)	Det	AT0067 AF (dBuV/m)	Amp/Cbl/Fltr/Pad (dB)	Corrected Reading (dBuV/m)	Peak Limit (dBuV/m)	PK Margin (dB)	Azimuth (Degs)	Height (cm)	Polarity
1	5.72501	39.63	Pk	34.6	-22.9	51.33	68.2	-16.87	289	251	V
2	5.79522	52.94	Pk	34.7	-22.7	64.94	68.2	-3.26	289	251	V

Pk - Peak detector

UL LLC
12 Laboratory Dr., RTP, NC 27709; USA TEL:(919) 549-1400
This report shall not be reproduced except in full, without the written approval of UL LLC

2TX Antenna 1 + Antenna 2 OFDMA MODE – 26-Tones, RU Index 0

BANDEDGE (LOW CHANNEL)

HORIZONTAL RESULT

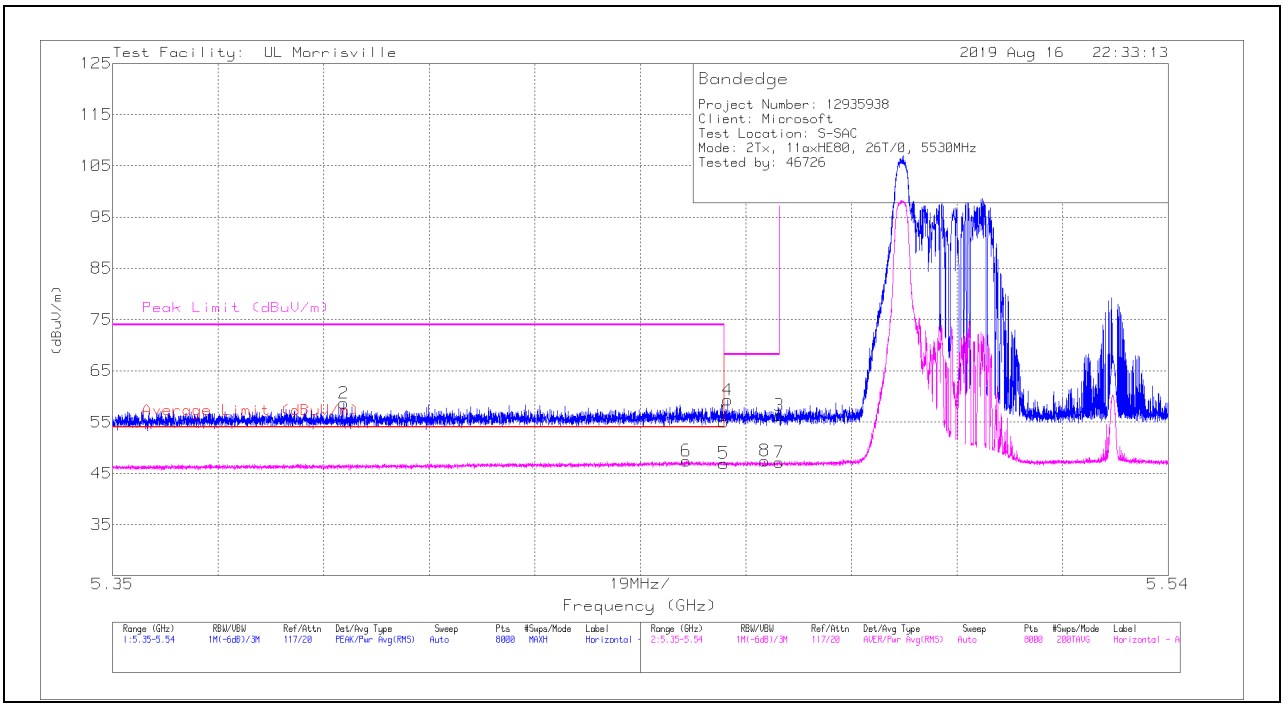

Marker	Frequency (GHz)	Meter Reading (dBuV)	Det	AT0072 (dB/m)	Amp/Cbl/Fltr/Pad (dB)	Corrected Reading (dBuV/m)	Average Limit (dBuV/m)	Margin (dB)	Peak Limit (dBuV/m)	PK Margin (dB)	Azimuth (Degs)	Height (cm)	Polarity
1	* ** 5.45998	43.97	Pk	34.5	-23.4	55.07	-	-	74	-18.93	24	362	H
2	* ** 5.39162	47.56	Pk	34.4	-23.3	58.66	-	-	74	-15.34	24	362	H
5	* ** 5.45998	35.85	RMS	34.5	-23.4	46.95	54	-7.05	-	-	24	362	H
6	* ** 5.45325	36.23	RMS	34.5	-23.3	47.43	54	-6.57	-	-	24	362	H
4	5.46069	48.24	Pk	34.5	-23.4	59.34	-	-	68.2	-8.86	24	362	H
8	5.46734	36.44	RMS	34.5	-23.5	47.44	-	-	-	-	24	362	H
3	5.46998	45.28	Pk	34.5	-23.5	56.28	-	-	68.2	-11.92	24	362	H
7	5.46998	36.13	RMS	34.5	-23.5	47.13	-	-	-	-	24	362	H

* - indicates frequency in CFR47 Pt 15 / IC RSS-Restricted Band
** - indicates frequency in Taiwan NCC LP0002 Restricted Band
Pk - Peak detector
RMS - RMS detection

UL LLC
12 Laboratory Dr., RTP, NC 27709; USA TEL:(919) 549-1400
This report shall not be reproduced except in full, without the written approval of UL LLC

VERTICAL RESULT

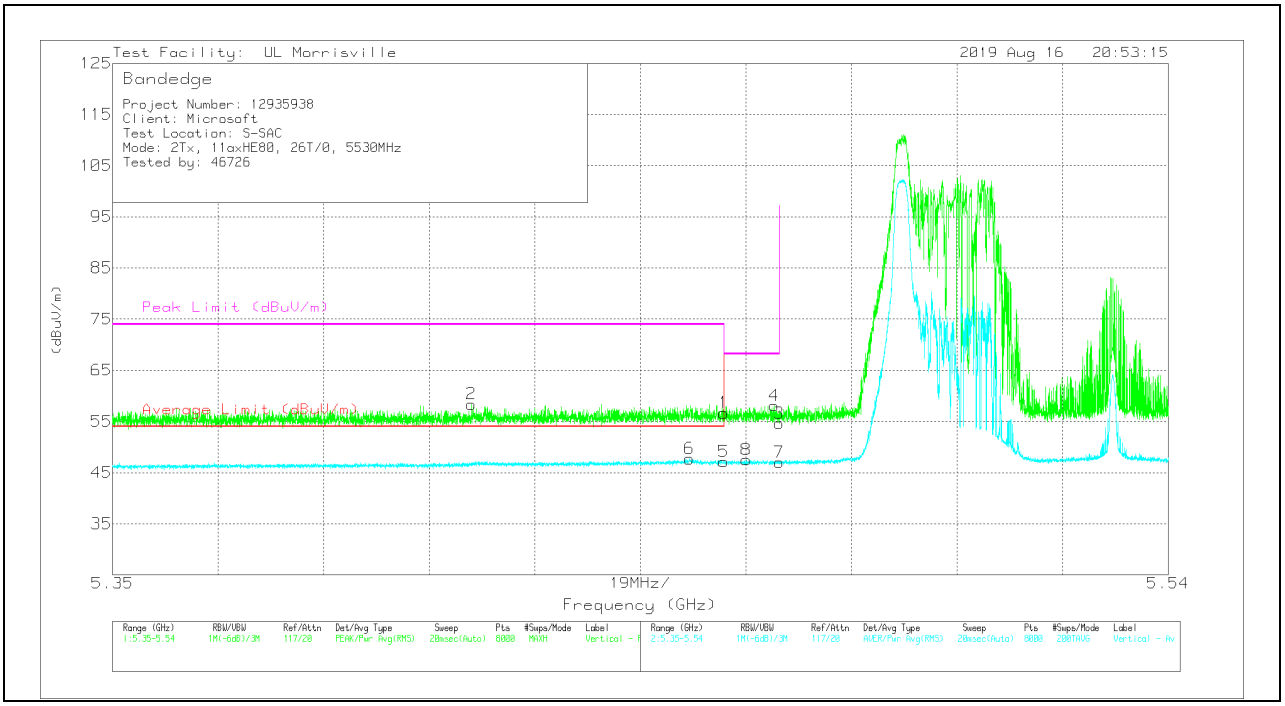

Marker	Frequency (GHz)	Meter Reading (dBuV)	Det	AT0072 (dB/m)	Amp/Cbl/Fltr/Pad (dB)	Corrected Reading (dBuV/m)	Average Limit (dBuV/m)	Margin (dB)	Peak Limit (dBuV/m)	PK Margin (dB)	Azimuth (Degs)	Height (cm)	Polarity
1	* ** 5.45998	45.58	Pk	34.5	-23.4	56.68	-	-	74	-17.32	42	311	V
2	* ** 5.41458	47.39	Pk	34.4	-23.4	58.39	-	-	74	-15.61	42	311	V
5	* ** 5.45998	36.06	RMS	34.5	-23.4	47.16	54	-6.84	-	-	42	311	V
6	* ** 5.45385	36.52	RMS	34.5	-23.3	47.72	54	-6.28	-	-	42	311	V
8	5.46404	36.39	RMS	34.5	-23.4	47.49	-	-	-	-	42	311	V
4	5.46903	47.07	Pk	34.5	-23.5	58.07	-	-	68.2	-10.13	42	311	V
3	5.46998	43.61	Pk	34.5	-23.5	54.61	-	-	68.2	-13.59	42	311	V
7	5.46998	36.05	RMS	34.5	-23.5	47.05	-	-	-	-	42	311	V

* - indicates frequency in CFR47 Pt 15 / IC RSS-Restricted Band
** - indicates frequency in Taiwan NCC LP0002 Restricted Band
Pk - Peak detector
RMS - RMS detection

UL LLC
12 Laboratory Dr., RTP, NC 27709; USA
TEL:(919) 549-1400

This report shall not be reproduced except in full, without the written approval of UL LLC

2TX Antenna 1 + Antenna 2 OFDMA MODE – 26-Tones, RU Index 36

BANDEDGE (HIGH CHANNEL)

HORIZONTAL RESULT

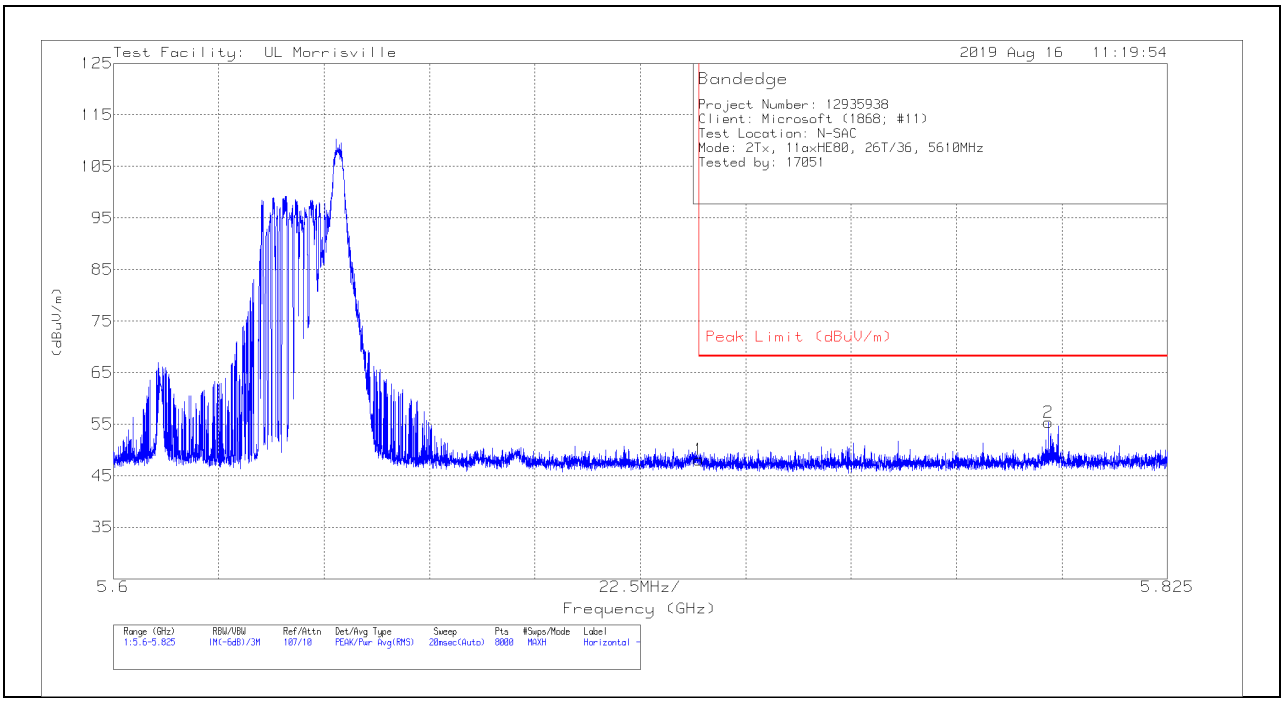

Marker	Frequency (GHz)	Meter Reading (dBuV)	Det	AT0067 AF (dBuV/m)	Amp/Cbl/Fltr/Pad (dB)	Corrected Reading (dBuV/m)	Peak Limit (dBuV/m)	PK Margin (dB)	Azimuth (Degs)	Height (cm)	Polarity
1	5.72501	36.4	Pk	34.6	-22.9	48.1	68.2	-20.1	7	375	H
2	5.7996	43.31	Pk	34.7	-22.7	55.31	68.2	-12.89	7	375	H

Pk - Peak detector

UL LLC
12 Laboratory Dr., RTP, NC 27709; USA TEL:(919) 549-1400
This report shall not be reproduced except in full, without the written approval of UL LLC

VERTICAL RESULT

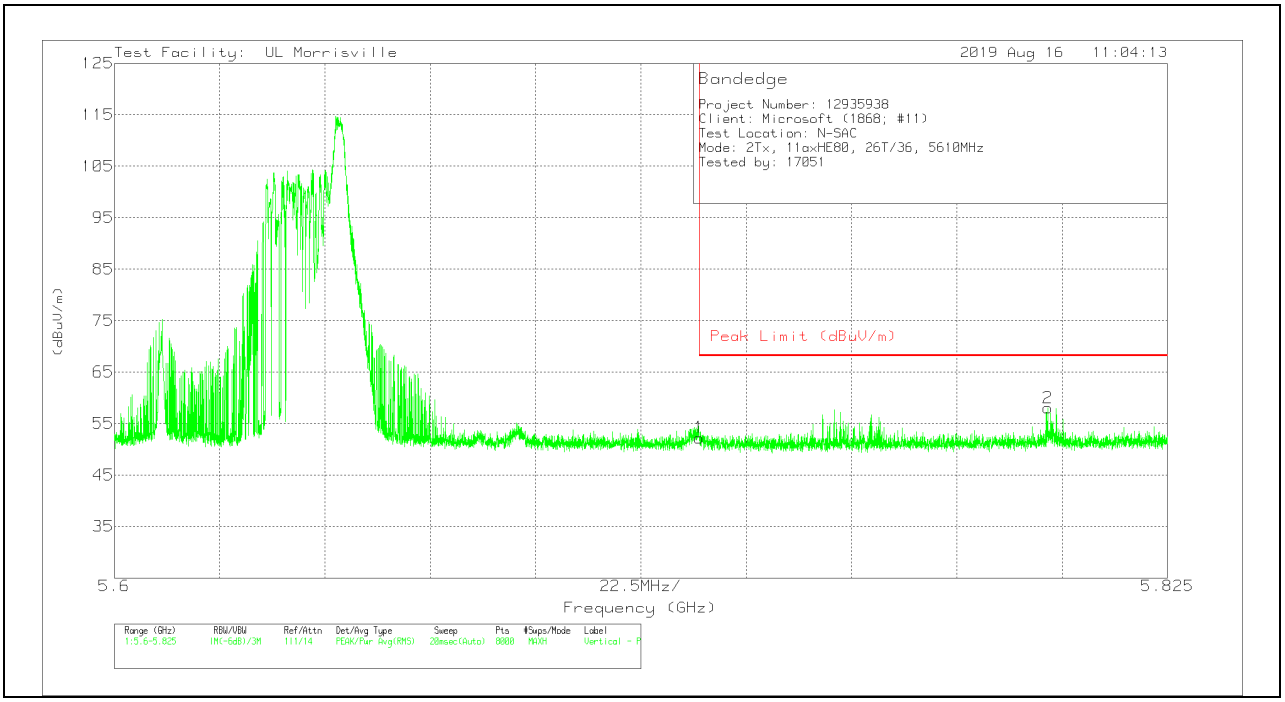

Marker	Frequency (GHz)	Meter Reading (dBuV)	Det	AT0067 AF (dBuV/m)	Amp/Cbl/Fltr/Pad (dB)	Corrected Reading (dBuV/m)	Peak Limit (dBuV/m)	PK Margin (dB)	Azimuth (Degs)	Height (cm)	Polarity
1	5.72501	40.54	Pk	34.6	-22.9	52.24	68.2	-15.96	279	249	V
2	5.79941	46.06	Pk	34.7	-22.7	58.06	68.2	-10.14	279	249	V

Pk - Peak detector

UL LLC
12 Laboratory Dr., RTP, NC 27709; USA TEL:(919) 549-1400
This report shall not be reproduced except in full, without the written approval of UL LLC

10.1.4. TX ABOVE 1 GHz 802.11ax HE160 MODE IN THE 5.6 GHz BAND

2TX Antenna 1 + Antenna 2 OFDMA MODE – SU MODE

BANDEDGE (MID CHANNEL LOW EDGE)

HORIZONTAL RESULT

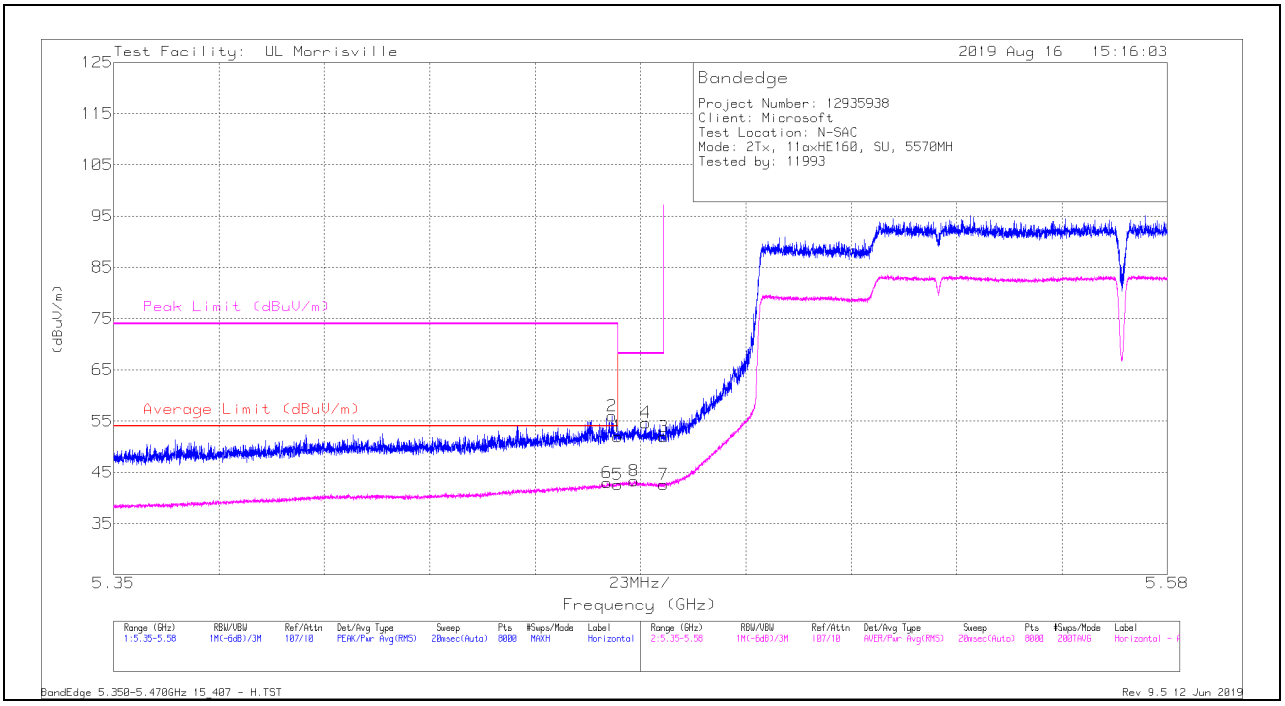

Marker	Frequency (GHz)	Meter Reading (dBuV)	Det	AT0067 AF (dBuV/m)	Amp/Cbl/Fltr/Pad (dB)	DCCF dBm	Corrected Reading (dBuV/m)	Average Limit (dBuV/m)	Margin (dB)	Peak Limit (dBuV/m)	PK Margin (dB)	Azimuth (Degs)	Height (cm)	Polarity
1	* ** 5.45998	40.58	Pk	34.4	-23	0	51.98	-	-	74	-22.02	240	313	H
2	* ** 5.45881	44.56	Pk	34.4	-23	0	55.96	-	-	74	-18.04	240	313	H
5	* ** 5.45998	31.17	RMS	34.4	-23	0.09	42.66	54	-11.34	-	-	240	313	H
6	* ** 5.45774	31.58	RMS	34.4	-23	0.09	43.07	54	-10.93	-	-	240	313	H
8	5.46355	31.95	RMS	34.4	-23	0.09	43.44	-	-	-	-	240	313	H
4	5.46614	43.29	Pk	34.4	-23	0	54.69	-	-	68.2	-13.51	240	313	H
3	5.46999	40.43	Pk	34.4	-22.9	0	51.93	-	-	68.2	-16.27	240	313	H
7	5.46999	31.07	RMS	34.4	-22.9	0.09	42.66	-	-	-	-	240	313	H

* - indicates frequency in CFR47 Pt 15 / IC RSS-Restricted Band
** - indicates frequency in Taiwan NCC LP0002 Restricted Band
Pk - Peak detector
RMS - RMS detection

UL LLC
12 Laboratory Dr., RTP, NC 27709; USA TEL:(919) 549-1400
This report shall not be reproduced except in full, without the written approval of UL LLC

VERTICAL RESULT

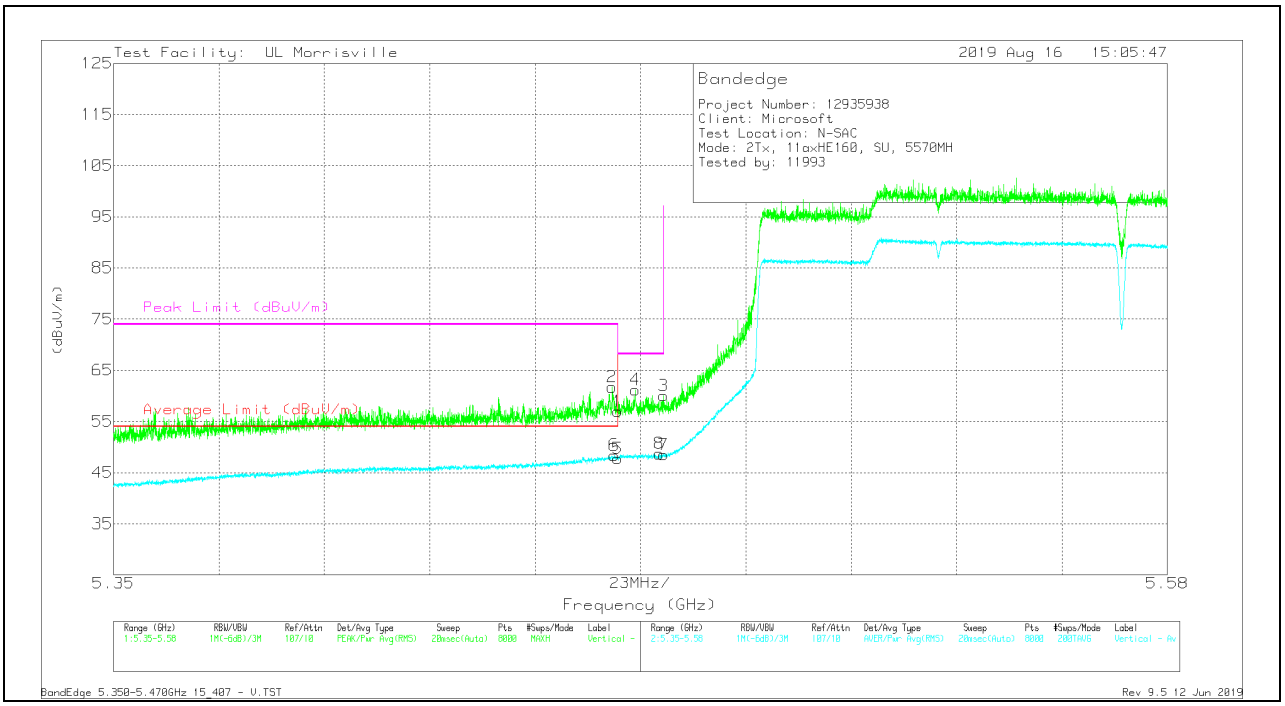

Marker	Frequency (GHz)	Meter Reading (dBuV)	Det	AT0067 AF (dBuV/m)	Amp/Cbl/Fltr/Pad (dB)	DCCF dBm	Corrected Reading (dBuV/m)	Average Limit (dBuV/m)	Margin (dB)	Peak Limit (dBuV/m)	PK Margin (dB)	Azimuth (Degs)	Height (cm)	Polarity
1	* ** 5.45998	45.59	Pk	34.4	-23	0	56.99	-	-	74	-17.01	350	286	V
2	* ** 5.45878	50.33	Pk	34.4	-23	0	61.73	-	-	74	-12.27	350	286	V
5	* ** 5.45998	36.36	RMS	34.4	-23	0.09	47.85	54	-6.15	-	-	350	286	V
6	* ** 5.45927	37.02	RMS	34.4	-23	0.09	48.51	54	-5.49	-	-	350	286	V
4	5.46387	49.79	Pk	34.4	-23	0	61.19	-	-	68.2	-7.01	350	286	V
8	5.46907	37.2	RMS	34.4	-22.9	0.09	48.79	-	-	-	-	350	286	V
3	5.46999	48.55	Pk	34.4	-22.9	0	60.05	-	-	68.2	-8.15	350	286	V
7	5.46999	37.01	RMS	34.4	-22.9	0.09	48.60	-	-	-	-	350	286	V

* - indicates frequency in CFR47 Pt 15 / IC RSS-Restricted Band
** - indicates frequency in Taiwan NCC LP0002 Restricted Band
Pk - Peak detector
RMS - RMS detection

UL LLC
12 Laboratory Dr., RTP, NC 27709; USA
TEL:(919) 549-1400

This report shall not be reproduced except in full, without the written approval of UL LLC

BANDEDGE (MID CHANNEL HIGH EDGE)

HORIZONTAL RESULT

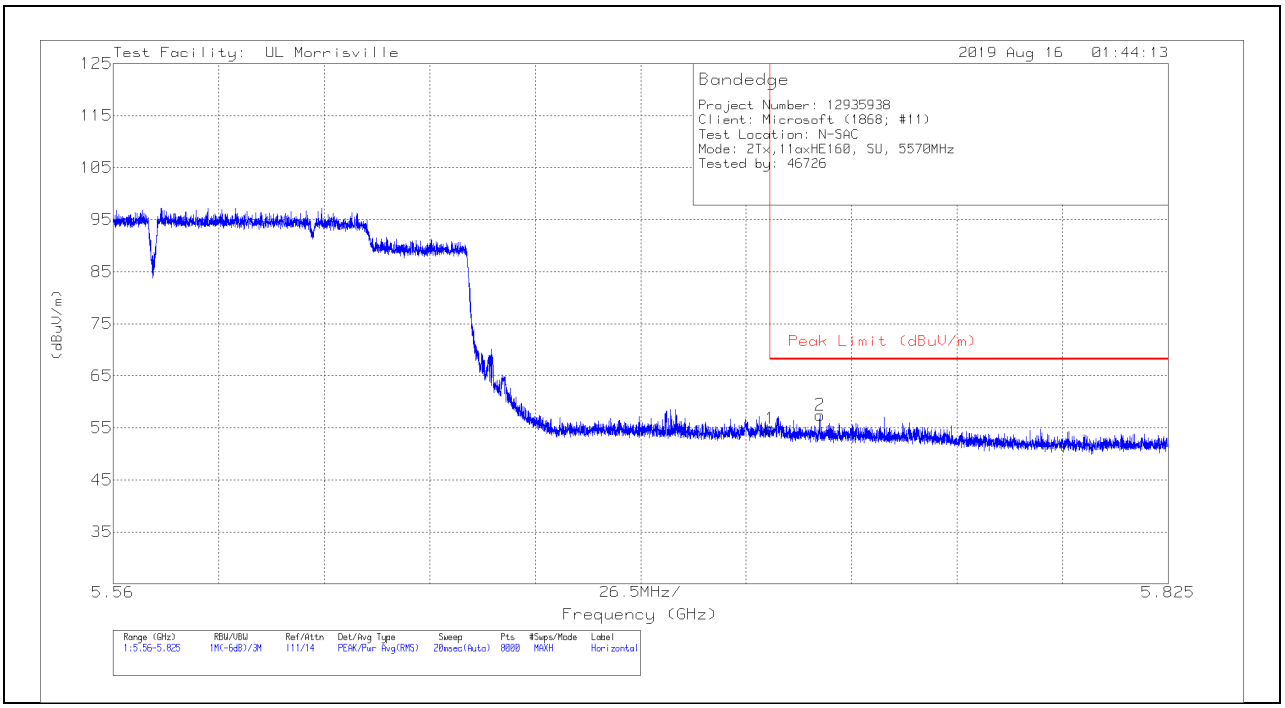

Marker	Frequency (GHz)	Meter Reading (dBuV)	Det	AT0067 AF (dBuV/m)	Amp/Cbl/Fltr/Pad (dB)	Corrected Reading (dBuV/m)	Peak Limit (dBuV/m)	PK Margin (dB)	Azimuth (Degs)	Height (cm)	Polarity
1	5.72502	43.13	Pk	34.6	-22.9	54.83	68.2	-13.37	13	394	H
2	5.73751	45.55	Pk	34.7	-22.8	57.45	68.2	-10.75	13	394	H

Pk - Peak detector

UL LLC
12 Laboratory Dr., RTP, NC 27709; USA TEL:(919) 549-1400
This report shall not be reproduced except in full, without the written approval of UL LLC

VERTICAL RESULT

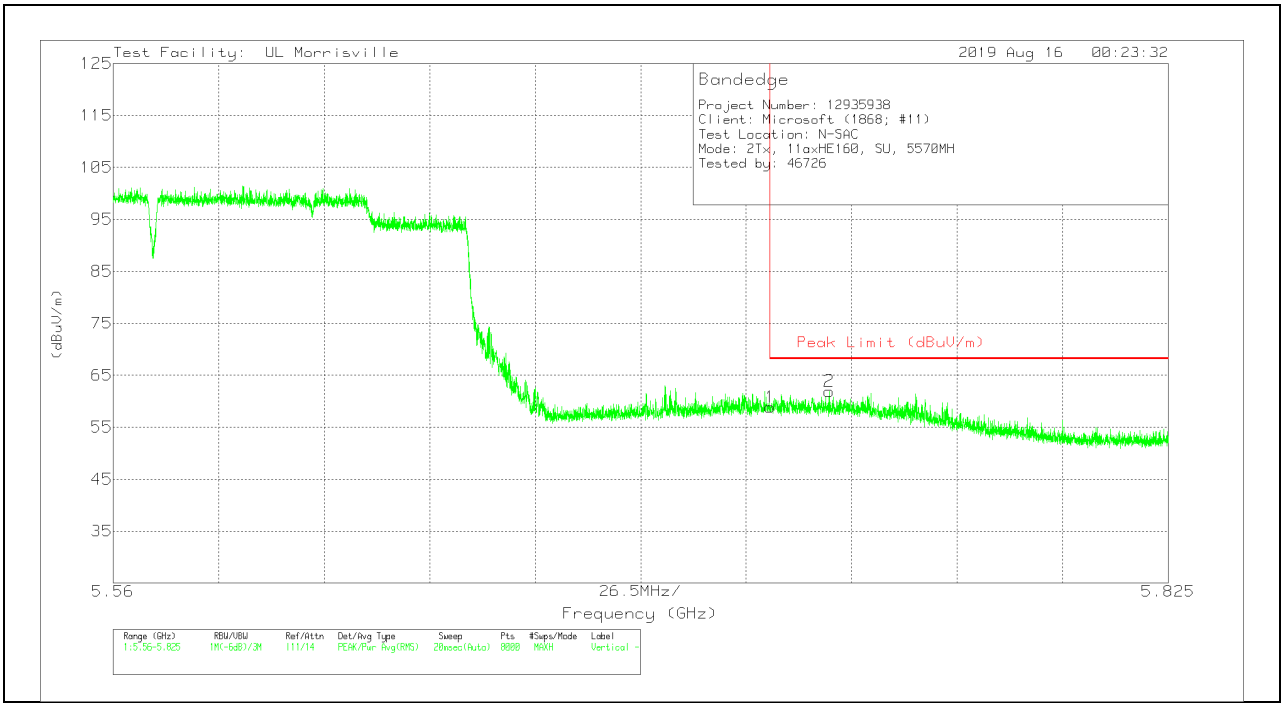

Marker	Frequency (GHz)	Meter Reading (dBuV)	Det	AT0067 AF (dBuV/m)	Amp/Cbl/Fltr/Pad (dB)	Corrected Reading (dBuV/m)	Peak Limit (dBuV/m)	PK Margin (dB)	Azimuth (Degs)	Height (cm)	Polarity
1	5.72502	47.17	Pk	34.6	-22.9	58.87	68.2	-9.33	321	242	V
2	5.73986	50.04	Pk	34.7	-22.8	61.94	68.2	-6.26	321	242	V

Pk - Peak detector

UL LLC
12 Laboratory Dr., RTP, NC 27709; USA TEL:(919) 549-1400
This report shall not be reproduced except in full, without the written approval of UL LLC

2TX Antenna 1 + Antenna 2 OFDMA MODE – 2x996-Tones, RU Index 68

BANDEDGE (MID CHANNEL LOW EDGE)

HORIZONTAL RESULT

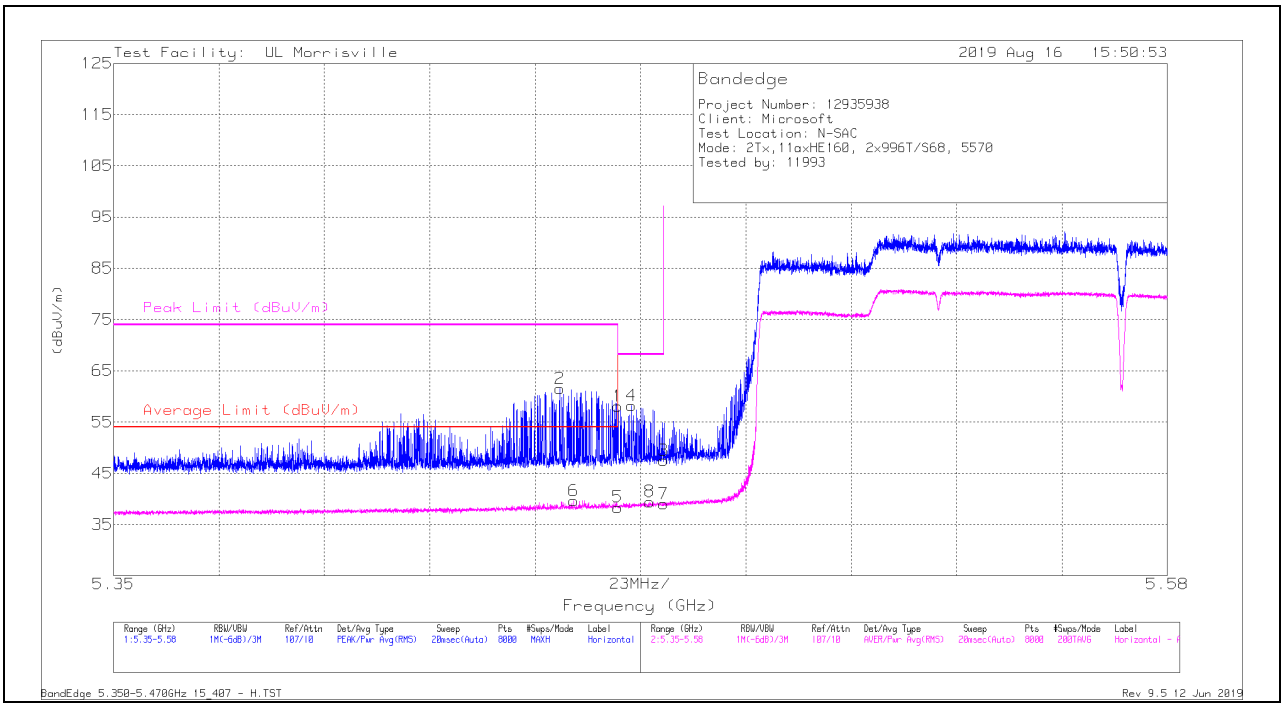

Marker	Frequency (GHz)	Meter Reading (dBuV)	Det	AT0067 AF (dBuV/m)	Amp/Cbl/Fltr/Pad (dB)	Corrected Reading (dBuV/m)	Average Limit (dBuV/m)	Margin (dB)	Peak Limit (dBuV/m)	PK Margin (dB)	Azimuth (Degs)	Height (cm)	Polarity
1	* ** 5.45998	46.67	Pk	34.4	-23	58.07	-	-	74	-15.93	254	267	H
2	* ** 5.44742	50.03	Pk	34.4	-22.9	61.53	-	-	74	-12.47	254	267	H
5	* ** 5.45998	26.96	RMS	34.4	-23	38.36	54	-15.64	-	-	254	267	H
6	* ** 5.45041	28.16	RMS	34.4	-22.9	39.66	54	-14.34	-	-	254	267	H
4	5.46303	46.81	Pk	34.4	-23	58.21	-	-	68.2	-9.99	254	267	H
8	5.46697	27.96	RMS	34.4	-22.9	39.46	-	-	-	-	254	267	H
3	5.46999	35.98	Pk	34.4	-22.9	47.48	-	-	68.2	-20.72	254	267	H
7	5.46999	27.51	RMS	34.4	-22.9	39.01	-	-	-	-	254	267	H

* - indicates frequency in CFR47 Pt 15 / IC RSS-Restricted Band
** - indicates frequency in Taiwan NCC LP0002 Restricted Band
Pk - Peak detector
RMS - RMS detection

UL LLC
12 Laboratory Dr., RTP, NC 27709; USA TEL:(919) 549-1400
This report shall not be reproduced except in full, without the written approval of UL LLC

VERTICAL RESULT

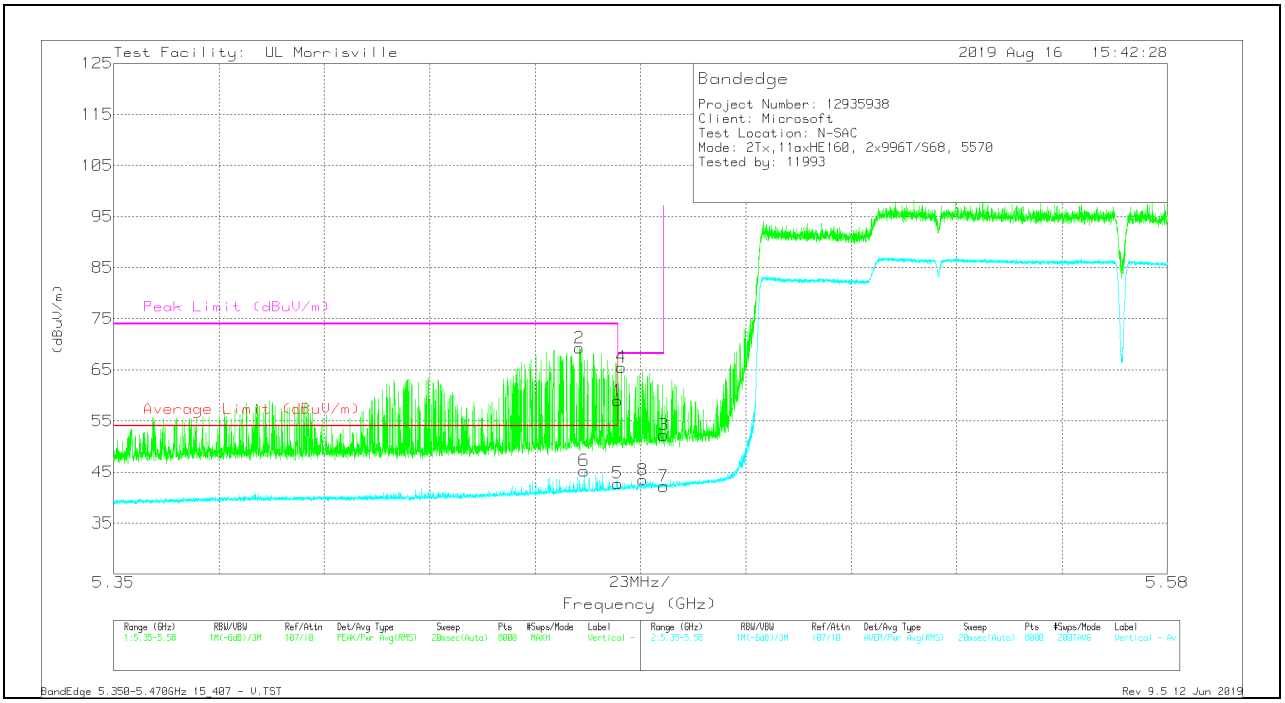

Marker	Frequency (GHz)	Meter Reading (dBuV)	Det	AT0067 AF (dBuV/m)	Amp/Cbl/Fltr/Pad (dB)	Corrected Reading (dBuV/m)	Average Limit (dBuV/m)	Margin (dB)	Peak Limit (dBuV/m)	PK Margin (dB)	Azimuth (Degs)	Height (cm)	Polarity
2	* ** 5.45162	57.76	Pk	34.4	-22.9	69.26	-	-	74	-4.74	340	253	V
6	* ** 5.45268	33.74	RMS	34.4	-22.9	45.24	54	-8.76	-	-	340	253	V
1	* ** 5.45998	47.51	Pk	34.4	-23	58.91	-	-	74	-15.09	340	253	V
5	* ** 5.45998	31.38	RMS	34.4	-23	42.78	54	-11.22	-	-	340	253	V
4	5.46085	54.11	Pk	34.4	-23	65.51	-	-	68.2	-2.69	340	253	V
8	5.46551	32.06	RMS	34.4	-23	43.46	-	-	-	-	340	253	V
3	5.46999	40.76	Pk	34.4	-22.9	52.26	-	-	68.2	-15.94	340	253	V
7	5.46999	30.68	RMS	34.4	-22.9	42.18	-	-	-	-	340	253	V

* - indicates frequency in CFR47 Pt 15 / IC RSS-Restricted Band
** - indicates frequency in Taiwan NCC LP0002 Restricted Band
Pk - Peak detector
RMS - RMS detection

UL LLC
12 Laboratory Dr., RTP, NC 27709; USA TEL:(919) 549-1400
This report shall not be reproduced except in full, without the written approval of UL LLC

BANDEDGE (MID CHANNEL HIGH EDGE)

HORIZONTAL RESULT

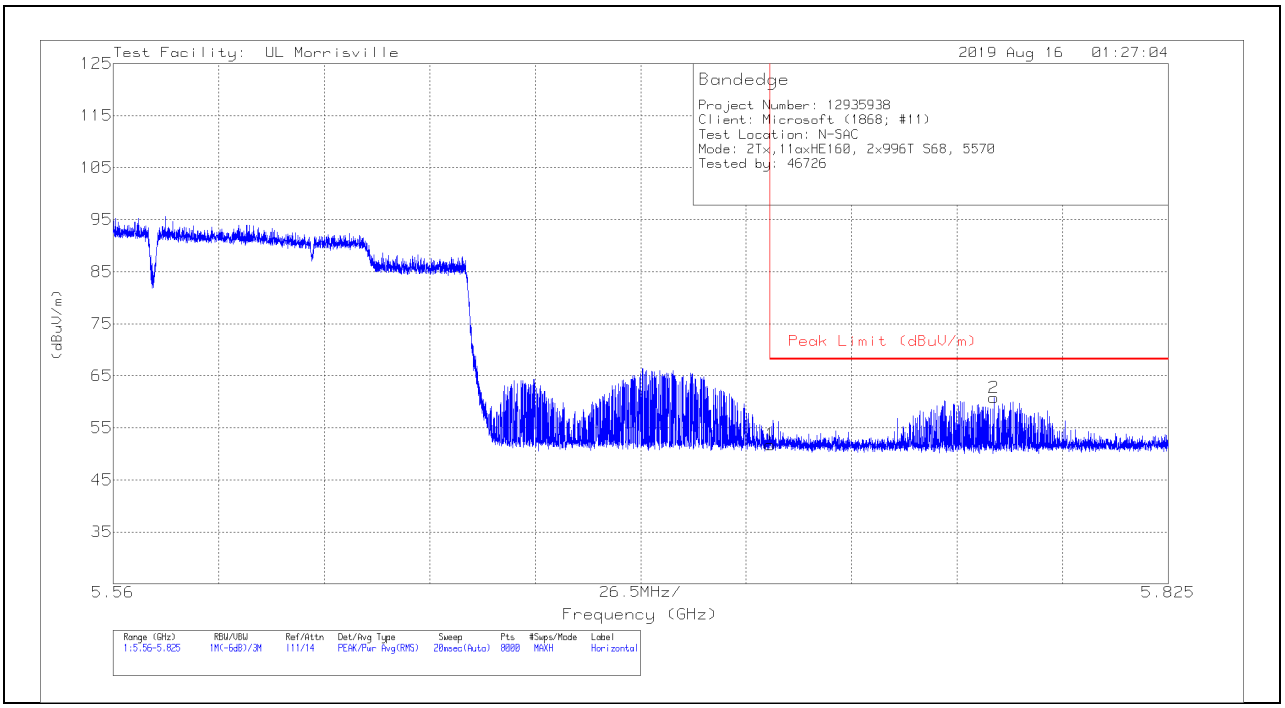

Marker	Frequency (GHz)	Meter Reading (dBuV)	Det	AT0067 AF (dBuV/m)	Amp/Cbl/Fltr/Pad (dB)	Corrected Reading (dBuV/m)	Peak Limit (dBuV/m)	PK Margin (dB)	Azimuth (Degs)	Height (cm)	Polarity
1	5.72502	40.08	Pk	34.6	-22.9	51.78	68.2	-16.42	4	398	H
2	5.7812	48.79	Pk	34.7	-22.7	60.79	68.2	-7.41	4	398	H

Pk - Peak detector

UL LLC
12 Laboratory Dr., RTP, NC 27709; USA TEL:(919) 549-1400
This report shall not be reproduced except in full, without the written approval of UL LLC

VERTICAL RESULT

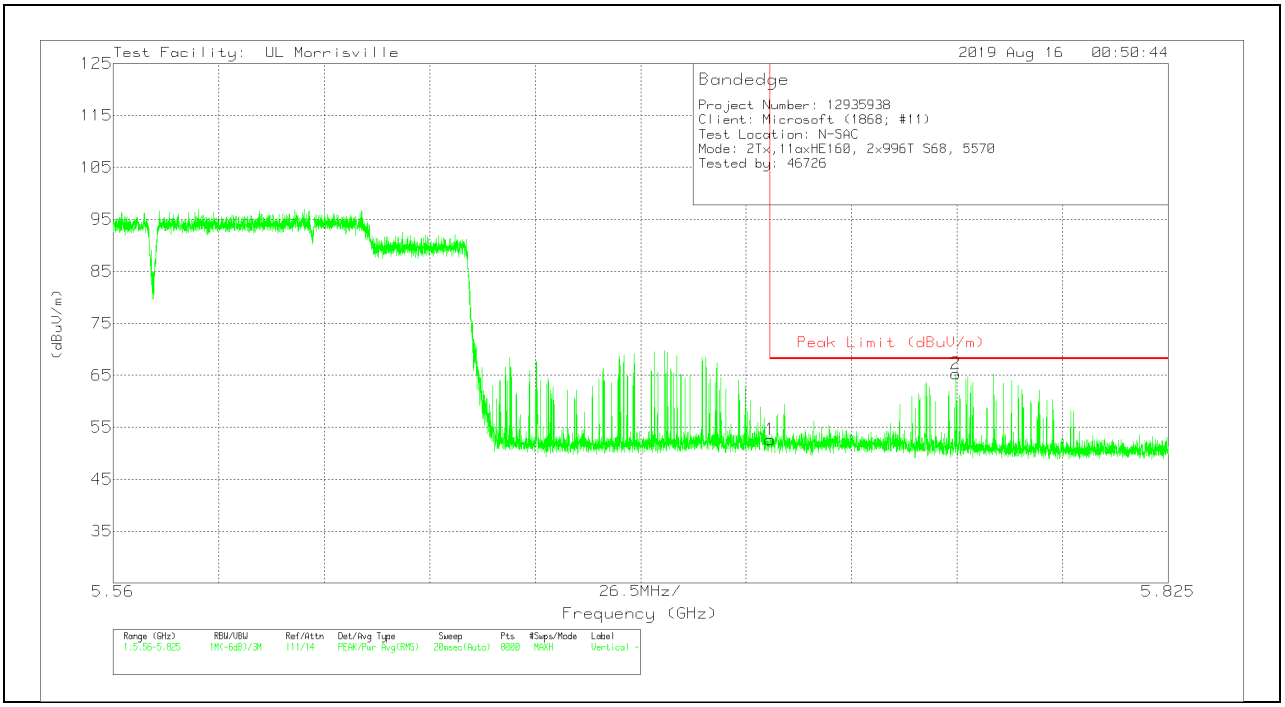

Marker	Frequency (GHz)	Meter Reading (dBuV)	Det	AT0067 AF (dBuV/m)	Amp/Cbl/Fltr/Pad (dB)	Corrected Reading (dBuV/m)	Peak Limit (dBuV/m)	PK Margin (dB)	Azimuth (Degs)	Height (cm)	Polarity
1	5.72502	40.91	Pk	34.6	-22.9	52.61	68.2	-15.59	4	228	V
2	5.7716	53.41	Pk	34.7	-22.8	65.31	68.2	-2.89	4	228	V

Pk - Peak detector

UL LLC
12 Laboratory Dr., RTP, NC 27709; USA
TEL:(919) 549-1400

This report shall not be reproduced except in full, without the written approval of UL LLC

2TX Antenna 1 + Antenna 2 OFDMA MODE – 996-Tones, RU Index 67

BANDEDGE (MID CHANNEL LOW EDGE)

HORIZONTAL RESULT

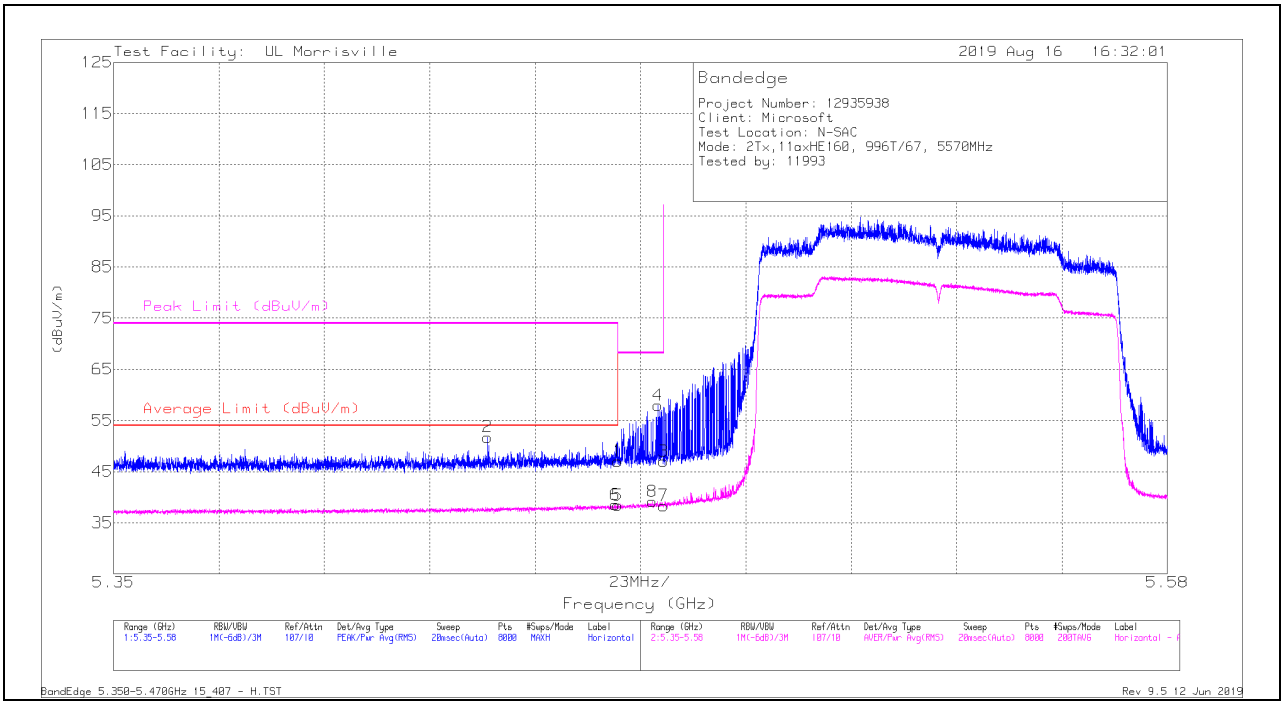

Marker	Frequency (GHz)	Meter Reading (dBuV)	Det	AT0067 AF (dBuV/m)	Amp/Cbl/Fltr/Pad (dB)	Corrected Reading (dBuV/m)	Average Limit (dBuV/m)	Margin (dB)	Peak Limit (dBuV/m)	PK Margin (dB)	Azimuth (Degs)	Height (cm)	Polarity
1	* ** 5.45998	35.68	Pk	34.4	-23	47.08	-	-	74	-26.92	73	388	H
2	* ** 5.43158	40.36	Pk	34.4	-23	51.76	-	-	74	-22.24	73	388	H
5	* ** 5.45998	27.04	RMS	34.4	-23	38.44	54	-15.56	-	-	73	388	H
6	* ** 5.4595	27.14	RMS	34.4	-23	38.54	54	-15.46	-	-	73	388	H
8	5.4676	27.66	RMS	34.4	-22.9	39.16	-	-	-	-	73	388	H
4	5.46878	46.48	Pk	34.4	-22.9	57.98	-	-	68.2	-10.22	73	388	H
3	5.46999	35.5	Pk	34.4	-22.9	47	-	-	68.2	-21.2	73	388	H
7	5.46999	26.83	RMS	34.4	-22.9	38.33	-	-	-	-	73	388	H

* - indicates frequency in CFR47 Pt 15 / IC RSS-Restricted Band
** - indicates frequency in Taiwan NCC LP0002 Restricted Band
Pk - Peak detector
RMS - RMS detection

UL LLC
12 Laboratory Dr., RTP, NC 27709; USA TEL:(919) 549-1400
This report shall not be reproduced except in full, without the written approval of UL LLC

VERTICAL RESULT

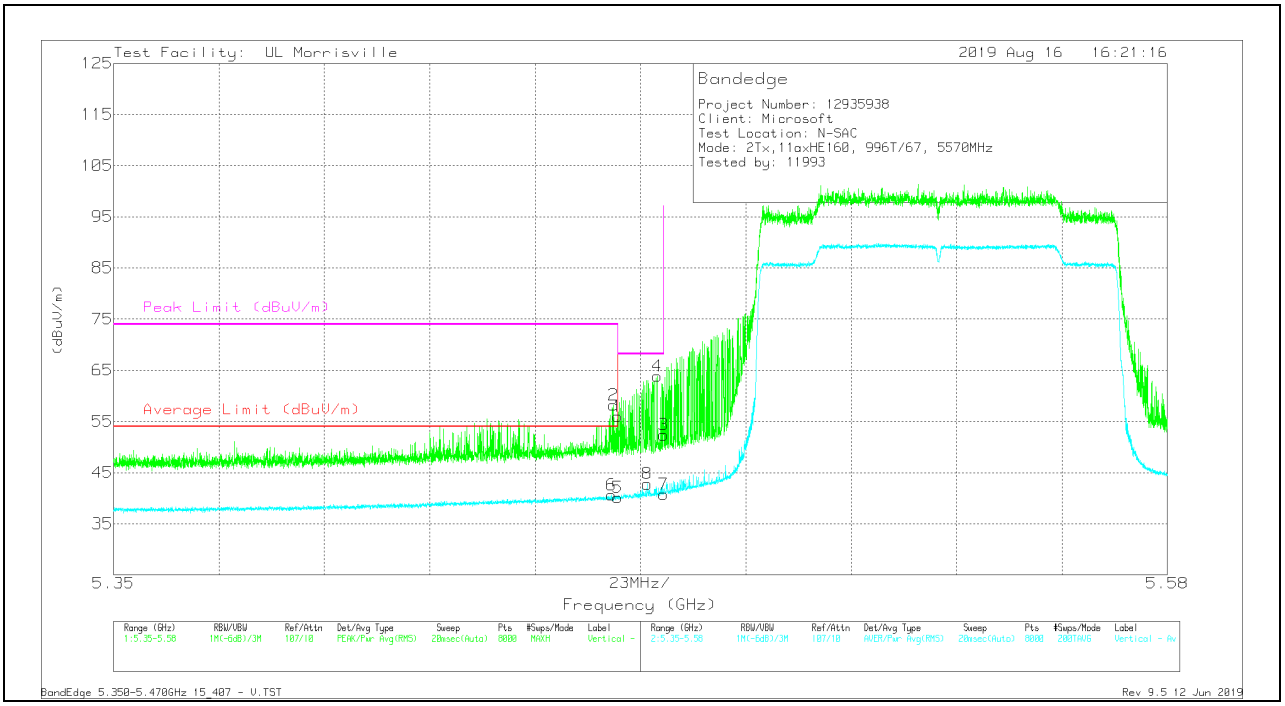

Marker	Frequency (GHz)	Meter Reading (dBuV)	Det	AT0067 AF (dBuV/m)	Amp/Cbl/Fltr/Pad (dB)	Corrected Reading (dBuV/m)	Average Limit (dBuV/m)	Margin (dB)	Peak Limit (dBuV/m)	PK Margin (dB)	Azimuth (Degs)	Height (cm)	Polarity
1	* ** 5.45998	44.61	Pk	34.4	-23	56.01	-	-	74	-17.99	317	316	V
2	* ** 5.45912	46.82	Pk	34.4	-23	58.22	-	-	74	-15.78	317	316	V
5	* ** 5.45998	28.74	RMS	34.4	-23	40.14	54	-13.86	-	-	317	316	V
6	* ** 5.45863	29.25	RMS	34.4	-23	40.65	54	-13.35	-	-	317	316	V
8	5.46643	31.4	RMS	34.4	-23	42.8	-	-	-	-	317	316	V
4	5.46867	52.33	Pk	34.4	-22.9	63.83	-	-	68.2	-4.37	317	316	V
3	5.46999	40.88	Pk	34.4	-22.9	52.38	-	-	68.2	-15.82	317	316	V
7	5.46999	29.23	RMS	34.4	-22.9	40.73	-	-	-	-	317	316	V

* - indicates frequency in CFR47 Pt 15 / IC RSS-Restricted Band
** - indicates frequency in Taiwan NCC LP0002 Restricted Band
Pk - Peak detector
RMS - RMS detection

UL LLC
12 Laboratory Dr., RTP, NC 27709; USA
TEL:(919) 549-1400

This report shall not be reproduced except in full, without the written approval of UL LLC

2TX Antenna 1 + Antenna 2 OFDMA MODE – 996-Tones, RU Index S67

BANDEDGE (MID CHANNEL HIGH EDGE)

HORIZONTAL RESULT

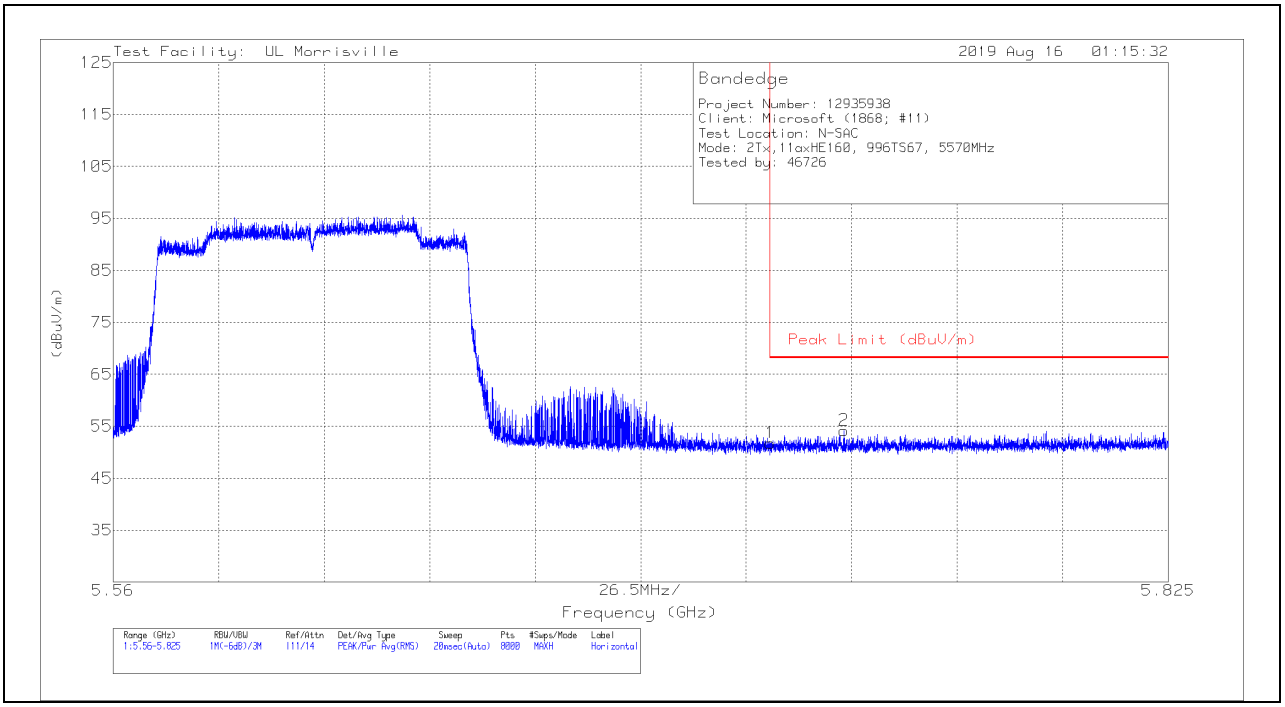

Marker	Frequency (GHz)	Meter Reading (dBuV)	Det	AT0067 AF (dBuV/m)	Amp/Cbl/Fltr/Pad (dB)	Corrected Reading (dBuV/m)	Peak Limit (dBuV/m)	PK Margin (dB)	Azimuth (Degs)	Height (cm)	Polarity
1	5.72502	40.1	Pk	34.6	-22.9	51.8	68.2	-16.4	260	377	H
2	5.7436	42.28	Pk	34.7	-22.8	54.18	68.2	-14.02	260	377	H

Pk - Peak detector

UL LLC
12 Laboratory Dr., RTP, NC 27709; USA TEL:(919) 549-1400
This report shall not be reproduced except in full, without the written approval of UL LLC

VERTICAL RESULT

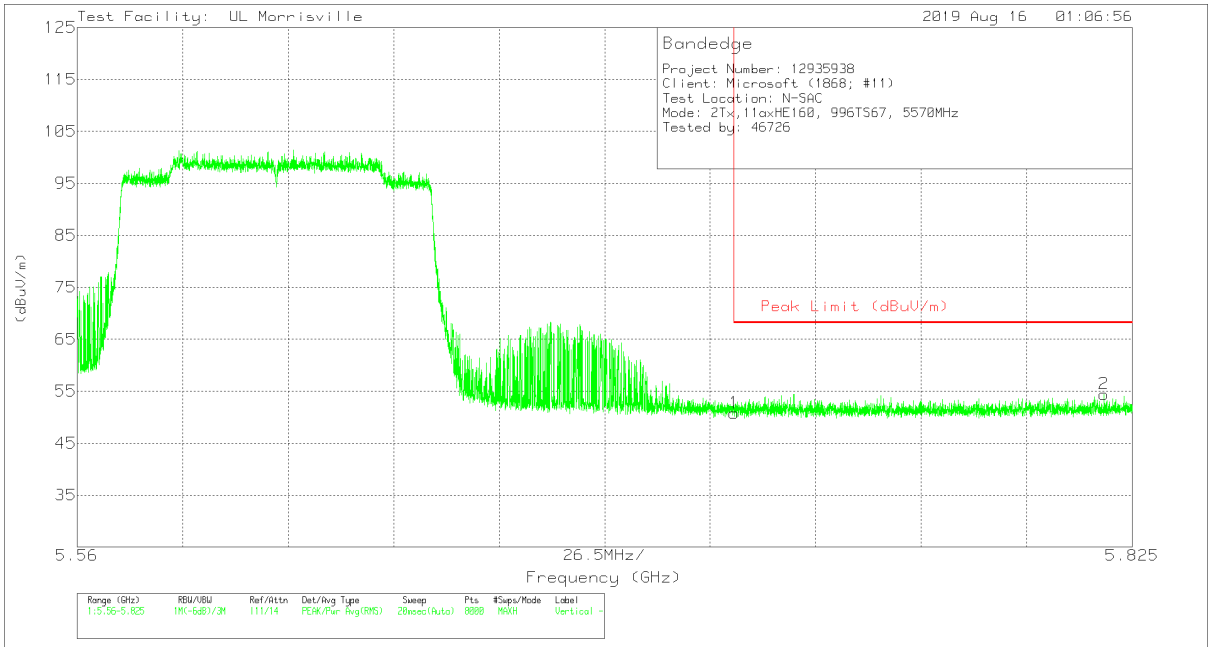

Marker	Frequency (GHz)	Meter Reading (dBuV)	Det	AT0067 AF (dBuV/m)	Amp/Cbl/Fltr/Pad (dB)	Corrected Reading (dBuV/m)	Peak Limit (dBuV/m)	PK Margin (dB)	Azimuth (Degs)	Height (cm)	Polarity
1	5.72502	39.11	Pk	34.6	-22.9	50.81	68.2	-17.39	17	244	V
2	5.81791	42.25	Pk	34.8	-22.6	54.45	68.2	-13.75	17	244	V

Pk - Peak detector

UL LLC
12 Laboratory Dr., RTP, NC 27709; USA
TEL:(919) 549-1400

This report shall not be reproduced except in full, without the written approval of UL LLC

2TX Antenna 1 + Antenna 2 OFDMA MODE – 484-Tones, RU Index 65

BANDEDGE (MID CHANNEL LOW EDGE)

HORIZONTAL RESULT

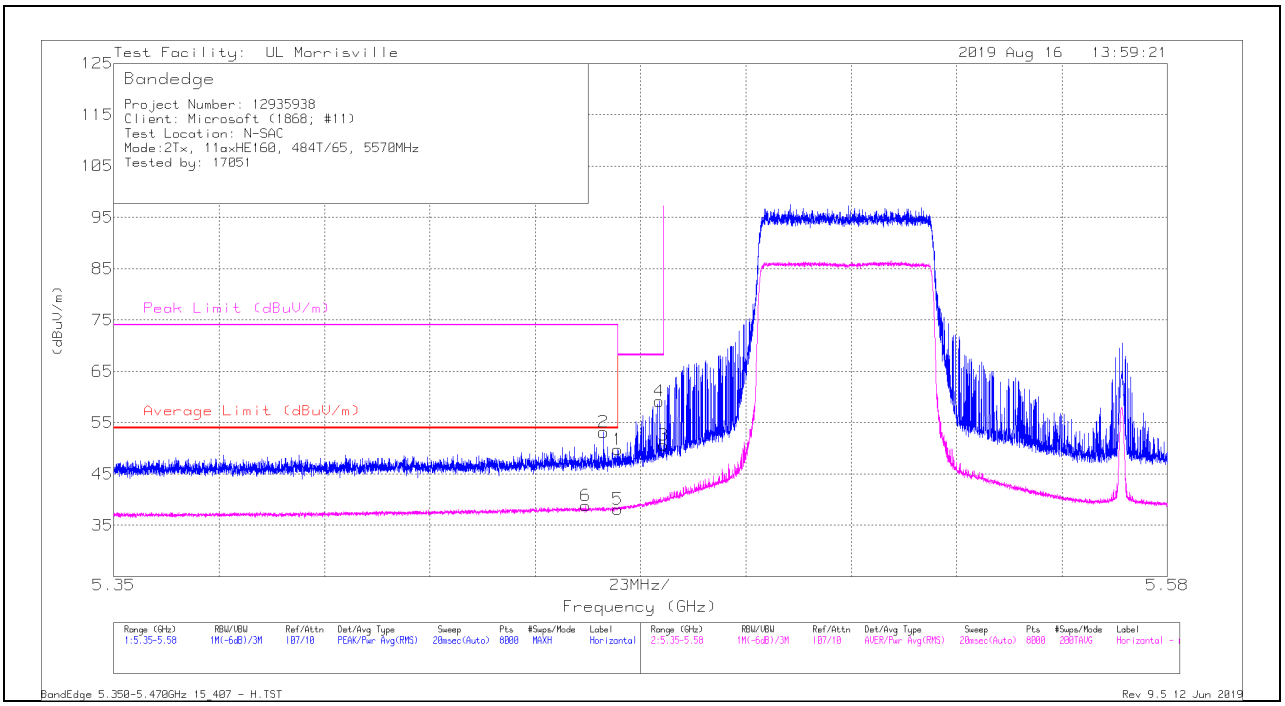

Marker	Frequency (GHz)	Meter Reading (dBuV)	Det	AT0067 AF (dBuV/m)	Amp/Cbl/Fltr/Pad (dB)	Corrected Reading (dBuV/m)	Average Limit (dBuV/m)	Margin (dB)	Peak Limit (dBuV/m)	PK Margin (dB)	Azimuth (Degs)	Height (cm)	Polarity
1	* ** 5.45998	38.38	Pk	34.4	-23	49.78	-	-	74	-24.22	249	268	H
2	* ** 5.45691	41.75	Pk	34.4	-23	53.15	-	-	74	-20.85	249	268	H
5	* ** 5.45998	26.75	RMS	34.4	-23	38.15	54	-15.85	-	-	249	268	H
6	* ** 5.453	27.33	RMS	34.4	-22.9	38.83	54	-15.17	-	-	249	268	H
4	5.46907	47.67	Pk	34.4	-22.9	59.17	-	-	68.2	-9.03	249	268	H
3	5.46999	39.09	Pk	34.4	-22.9	50.59	-	-	68.2	-17.61	249	268	H

* - indicates frequency in CFR47 Pt 15 / IC RSS-Restricted Band
** - indicates frequency in Taiwan NCC LP0002 Restricted Band
Pk - Peak detector
RMS - RMS detection

This report shall not be reproduced except in full, without the written approval of UL LLC

VERTICAL RESULT

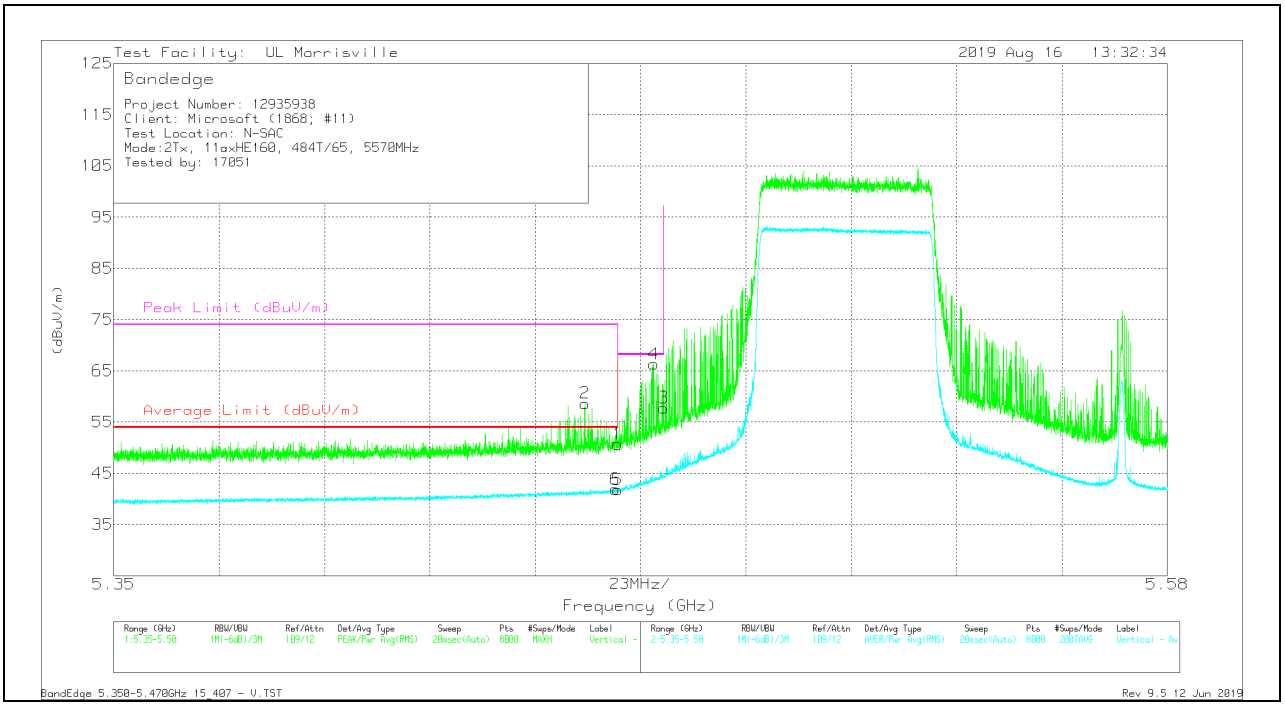

Marker	Frequency (GHz)	Meter Reading (dBuV)	Det	AT0067 AF (dBuV/m)	Amp/Cbl/Fltr/Pad (dB)	Corrected Reading (dBuV/m)	Average Limit (dBuV/m)	Margin (dB)	Peak Limit (dBuV/m)	PK Margin (dB)	Azimuth (Degs)	Height (cm)	Polarity
2	* ** 5.45282	47.16	Pk	34.4	-22.9	58.66	-	-	74	-15.34	302	286	V
6	* ** 5.45944	30.51	RMS	34.4	-23	41.91	54	-12.09	-	-	302	286	V
1	* ** 5.45998	39.3	Pk	34.4	-23	50.7	-	-	74	-23.3	302	286	V
5	* ** 5.45998	30.38	RMS	34.4	-23	41.78	54	-12.22	-	-	302	286	V
4	5.46789	54.82	Pk	34.4	-22.9	66.32	-	-	68.2	-1.88	302	286	V
3	5.46999	46.28	Pk	34.4	-22.9	57.78	-	-	68.2	-10.42	302	286	V

* - indicates frequency in CFR47 Pt 15 / IC RSS-Restricted Band
** - indicates frequency in Taiwan NCC LP0002 Restricted Band
Pk - Peak detector
RMS - RMS detection

UL LLC
12 Laboratory Dr., RTP, NC 27709; USA TEL:(919) 549-1400
This report shall not be reproduced except in full, without the written approval of UL LLC

2TX Antenna 1 + Antenna 2 OFDMA MODE – 484-Tones, RU Index S66

BANDEDGE (MID CHANNEL HIGH EDGE)

HORIZONTAL RESULT

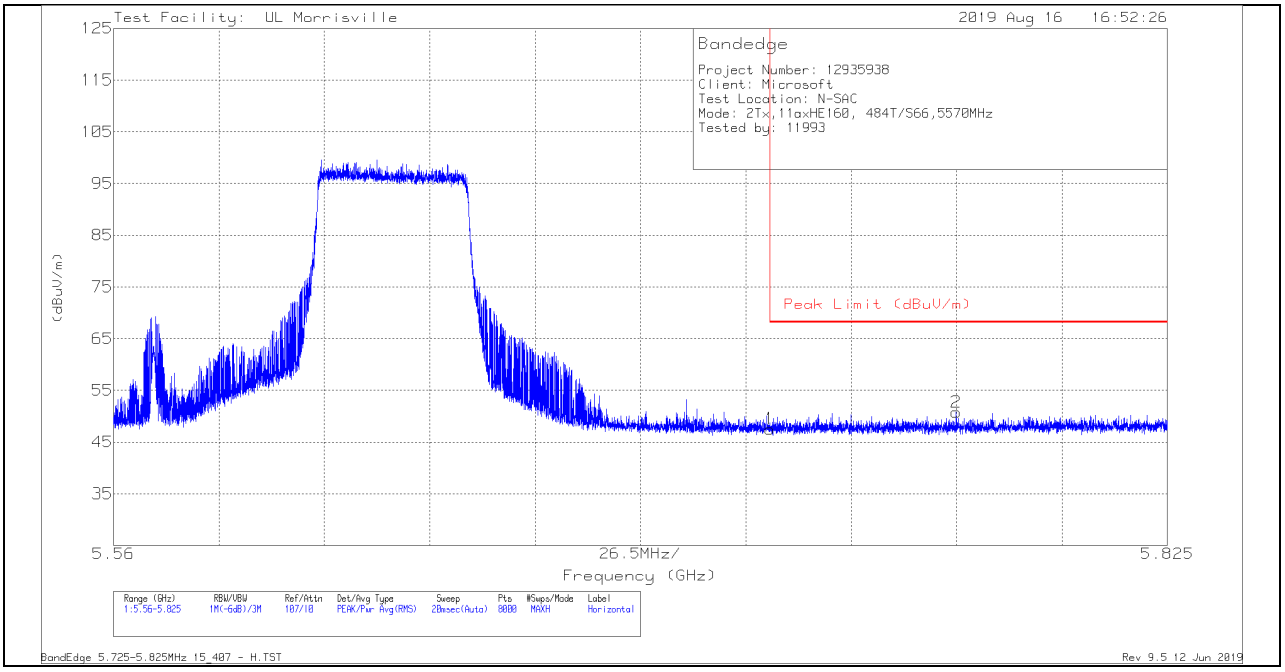

Marker	Frequency (GHz)	Meter Reading (dBuV)	Det	AT0067 AF (dBuV/m)	Amp/Cbl/Fltr/Pad (dB)	Corrected Reading (dBuV/m)	Peak Limit (dBuV/m)	PK Margin (dB)	Azimuth (Degs)	Height (cm)	Polarity
1	5.72502	35.86	Pk	34.6	-22.9	47.56	68.2	-20.64	258	359	H
2	5.77189	38.86	Pk	34.7	-22.8	50.76	68.2	-17.44	258	359	H

Pk - Peak detector

UL LLC
12 Laboratory Dr., RTP, NC 27709; USA TEL:(919) 549-1400
This report shall not be reproduced except in full, without the written approval of UL LLC

VERTICAL RESULT

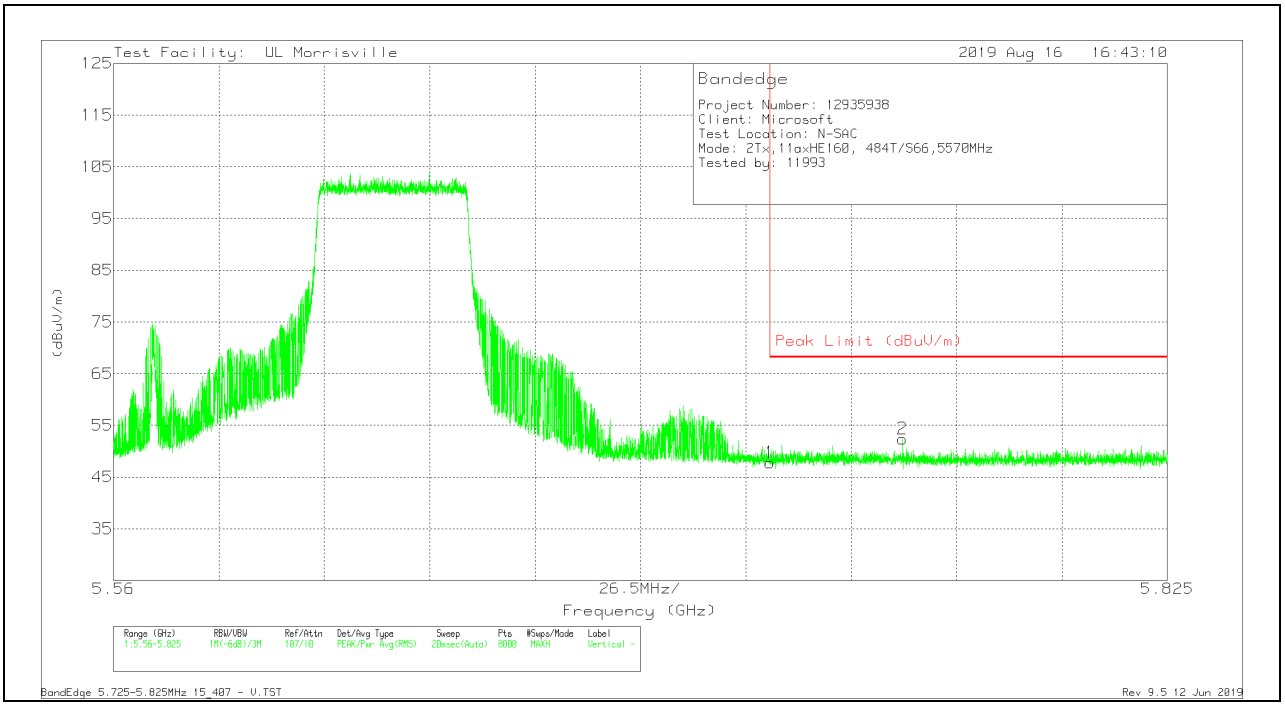

Marker	Frequency (GHz)	Meter Reading (dBuV)	Det	AT0067 AF (dBuV/m)	Amp/Cbl/Fltr/Pad (dB)	Corrected Reading (dBuV/m)	Peak Limit (dBuV/m)	PK Margin (dB)	Azimuth (Degs)	Height (cm)	Polarity
1	5.72502	36.09	Pk	34.6	-22.9	47.79	68.2	-20.41	8	208	V
2	5.75838	40.51	Pk	34.7	-22.8	52.41	68.2	-15.79	8	208	V

Pk - Peak detector

UL LLC
12 Laboratory Dr., RTP, NC 27709; USA TEL:(919) 549-1400
This report shall not be reproduced except in full, without the written approval of UL LLC

2TX Antenna 1 + Antenna 2 OFDMA MODE – 242-Tones, RU Index 61

BANDEDGE (MID CHANNEL LOW EDGE)

HORIZONTAL RESULT

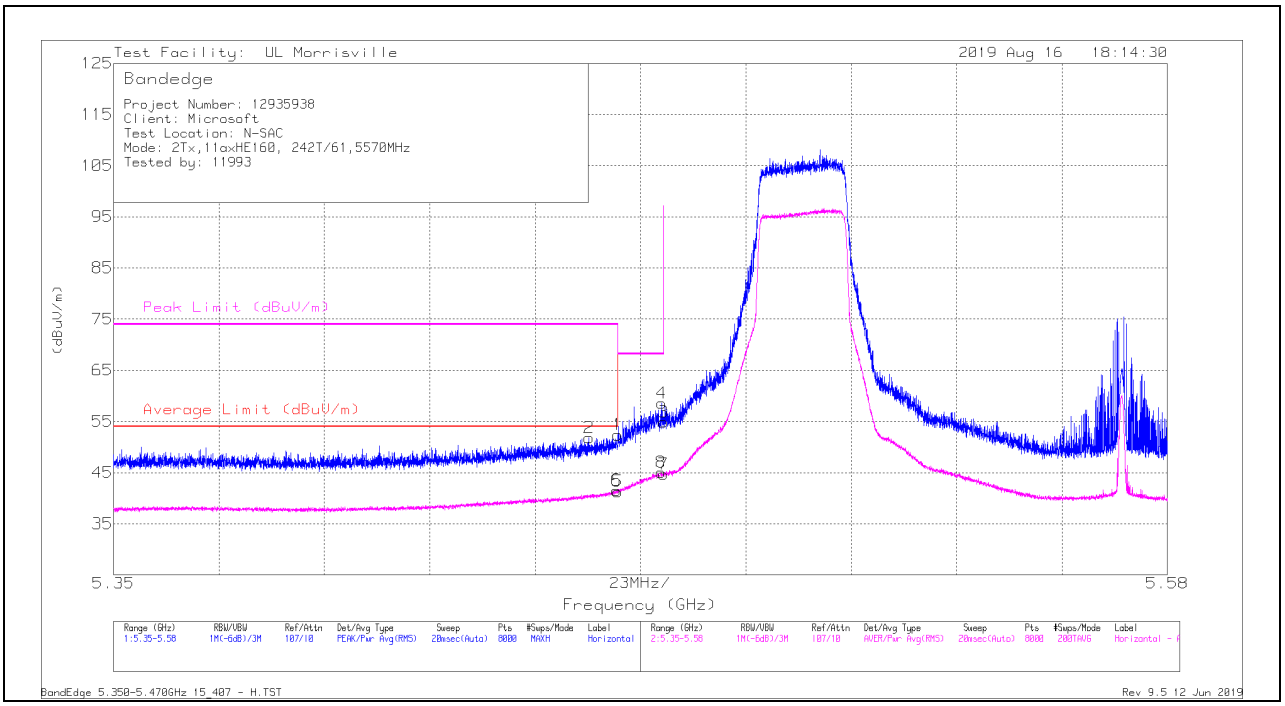

Marker	Frequency (GHz)	Meter Reading (dBuV)	Det	AT0067 AF (dBuV/m)	Amp/Cbl/Fltr/Pad (dB)	Corrected Reading (dBuV/m)	Average Limit (dBuV/m)	Margin (dB)	Peak Limit (dBuV/m)	PK Margin (dB)	Azimuth (Degs)	Height (cm)	Polarity
1	* ** 5.45998	40.99	Pk	34.4	-23	52.39	-	-	74	-21.61	314	316	H
2	* ** 5.45377	40.41	Pk	34.4	-23	51.81	-	-	74	-22.19	314	316	H
5	* ** 5.45998	29.91	RMS	34.4	-23	41.31	54	-12.69	-	-	314	316	H
6	* ** 5.45973	30.15	RMS	34.4	-23	41.55	54	-12.45	-	-	314	316	H
8	5.46944	33.53	RMS	34.4	-22.9	45.03	-	-	-	-	314	316	H
4	5.46962	47.04	Pk	34.4	-22.9	58.54	-	-	68.2	-9.66	314	316	H
3	5.46999	43.36	Pk	34.4	-22.9	54.86	-	-	68.2	-13.34	314	316	H
7	5.46999	33.16	RMS	34.4	-22.9	44.66	-	-	-	-	314	316	H

* - indicates frequency in CFR47 Pt 15 / IC RSS-Restricted Band
** - indicates frequency in Taiwan NCC LP0002 Restricted Band
Pk - Peak detector
RMS - RMS detection

UL LLC
12 Laboratory Dr., RTP, NC 27709; USA TEL:(919) 549-1400
This report shall not be reproduced except in full, without the written approval of UL LLC

VERTICAL RESULT

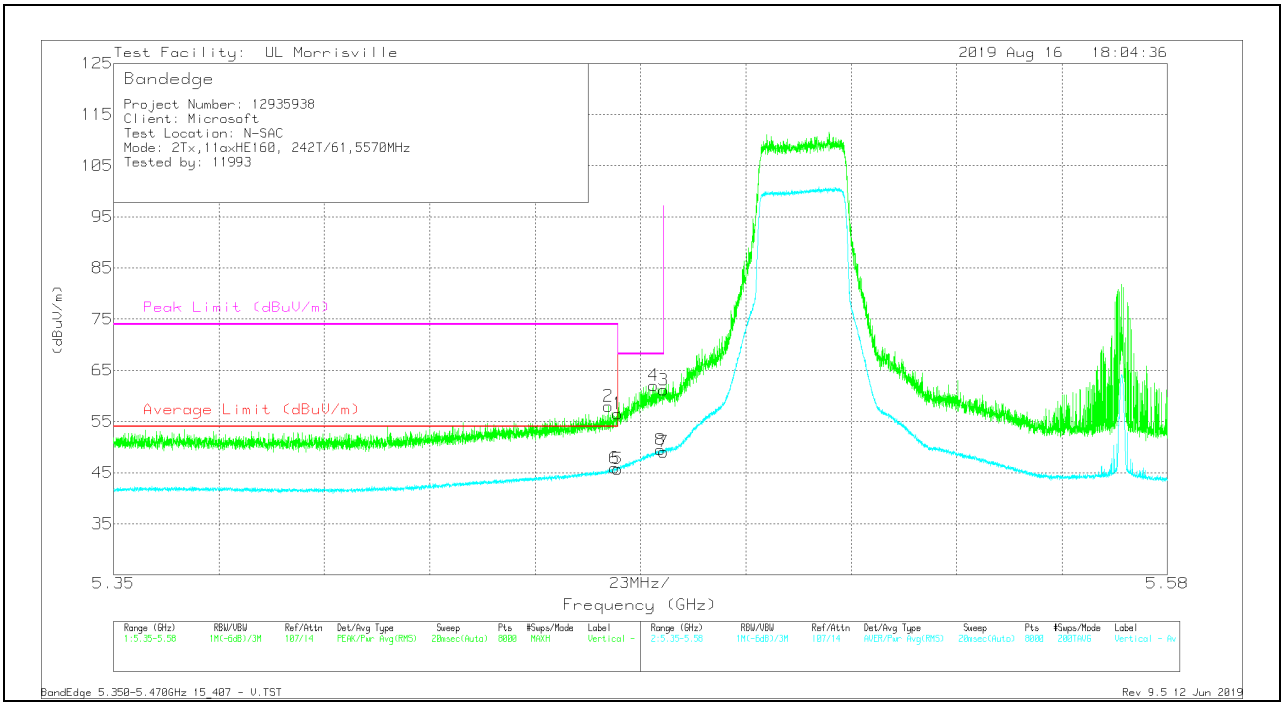

Marker	Frequency (GHz)	Meter Reading (dBuV)	Det	AT0067 AF (dBuV/m)	Amp/Cbl/Fltr/Pad (dB)	Corrected Reading (dBuV/m)	Average Limit (dBuV/m)	Margin (dB)	Peak Limit (dBuV/m)	PK Margin (dB)	Azimuth (Degs)	Height (cm)	Polarity
1	* ** 5.45998	45.14	Pk	34.4	-23	56.54	-	-	74	-17.46	300	288	V
2	* ** 5.45791	46.61	Pk	34.4	-23	58.01	-	-	74	-15.99	300	288	V
5	* ** 5.45998	34.34	RMS	34.4	-23	45.74	54	-8.26	-	-	300	288	V
6	* ** 5.45929	34.53	RMS	34.4	-23	45.93	54	-8.07	-	-	300	288	V
4	5.46783	50.56	Pk	34.4	-22.9	62.06	-	-	68.2	-6.14	300	288	V
8	5.46939	37.95	RMS	34.4	-22.9	49.45	-	-	-	-	300	288	V
3	5.46999	49.68	Pk	34.4	-22.9	61.18	-	-	68.2	-7.02	300	288	V
7	5.46999	37.57	RMS	34.4	-22.9	49.07	-	-	-	-	300	288	V

* - indicates frequency in CFR47 Pt 15 / IC RSS-Restricted Band
** - indicates frequency in Taiwan NCC LP0002 Restricted Band
Pk - Peak detector
RMS - RMS detection

UL LLC
12 Laboratory Dr., RTP, NC 27709; USA TEL:(919) 549-1400
This report shall not be reproduced except in full, without the written approval of UL LLC

2TX Antenna 1 + Antenna 2 OFDMA MODE – 242-Tones, RU Index S64

BANDEDGE (MID CHANNEL LOW EDGE)

HORIZONTAL RESULT

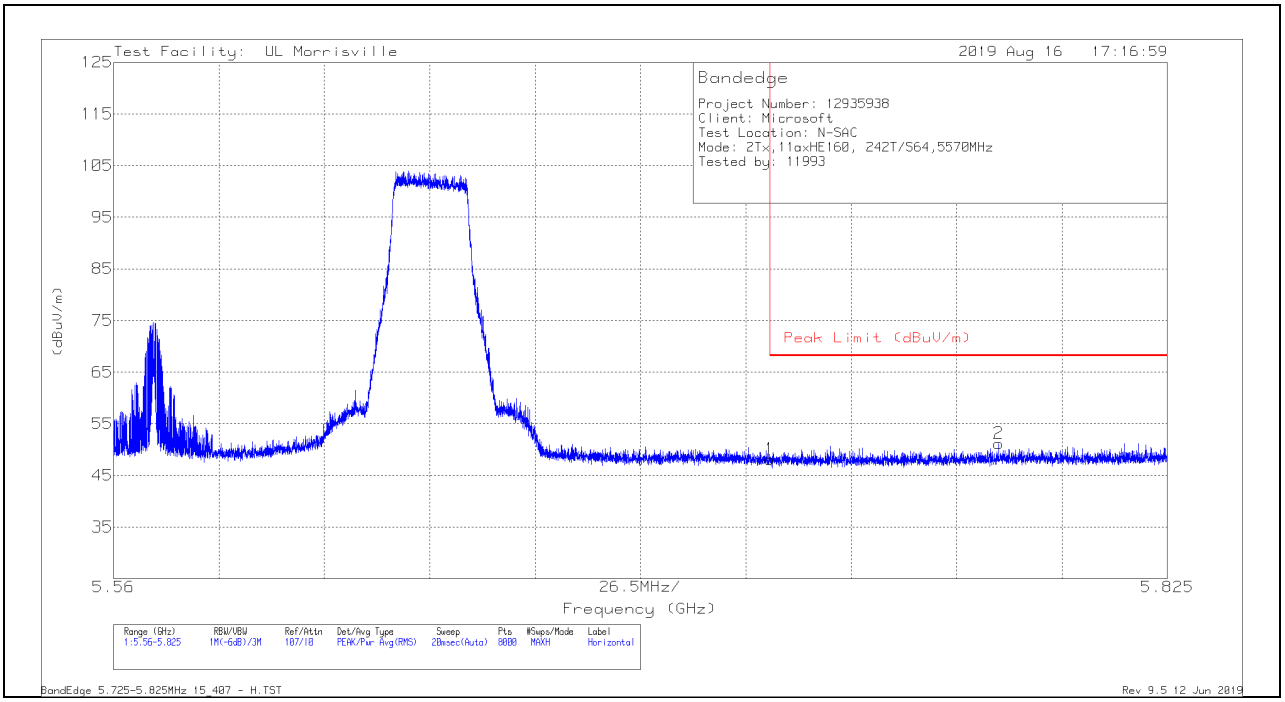

Marker	Frequency (GHz)	Meter Reading (dBuV)	Det	AT0067 AF (dBuV/m)	Amp/Cbl/Fltr/Pad (dB)	Corrected Reading (dBuV/m)	Peak Limit (dBuV/m)	PK Margin (dB)	Azimuth (Degs)	Height (cm)	Polarity
1	5.72502	36.45	Pk	34.6	-22.9	48.15	68.2	-20.05	345	254	H
2	5.78253	39.2	Pk	34.7	-22.7	51.2	68.2	-17	345	254	H

Pk - Peak detector

UL LLC
12 Laboratory Dr., RTP, NC 27709; USA TEL:(919) 549-1400
This report shall not be reproduced except in full, without the written approval of UL LLC

VERTICAL RESULT

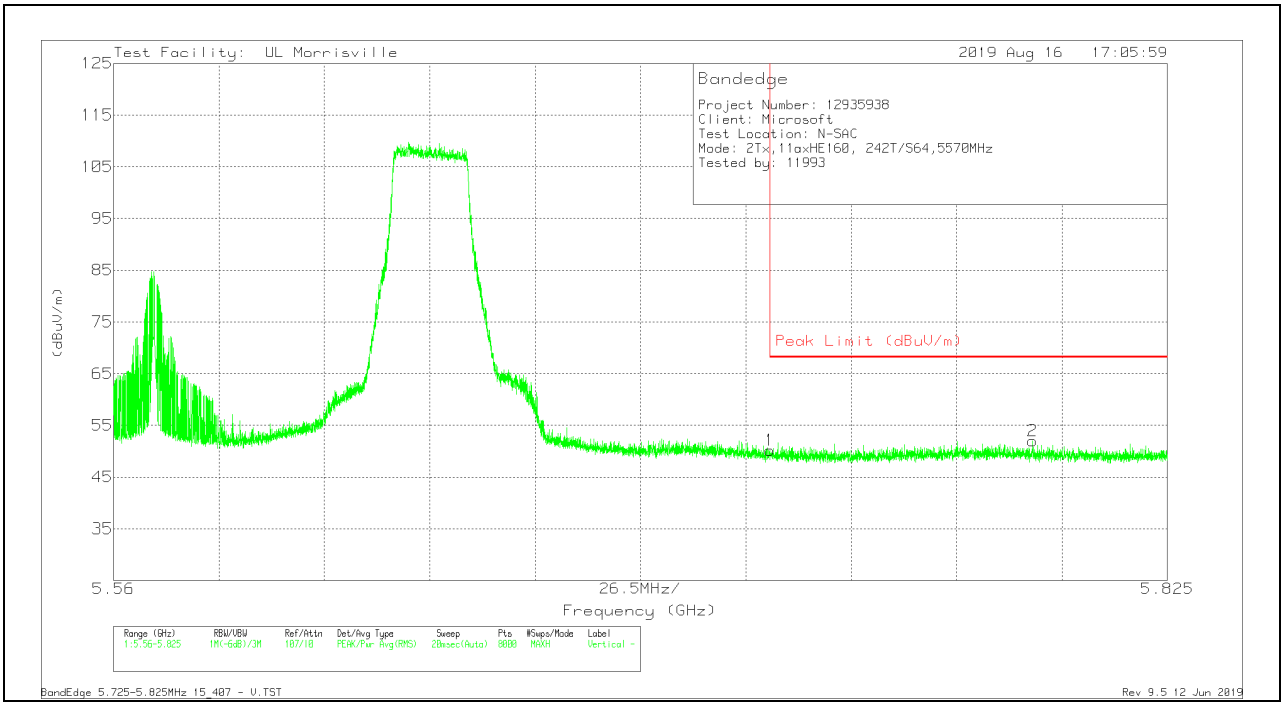

Marker	Frequency (GHz)	Meter Reading (dBuV)	Det	AT0067 AF (dBuV/m)	Amp/Cbl/Fltr/Pad (dB)	Corrected Reading (dBuV/m)	Peak Limit (dBuV/m)	PK Margin (dB)	Azimuth (Degs)	Height (cm)	Polarity
1	5.72502	38.49	Pk	34.6	-22.9	50.19	68.2	-18.01	339	211	V
2	5.79117	40.03	Pk	34.7	-22.7	52.03	68.2	-16.17	339	211	V

Pk - Peak detector

UL LLC
12 Laboratory Dr., RTP, NC 27709; USA TEL:(919) 549-1400
This report shall not be reproduced except in full, without the written approval of UL LLC

2TX Antenna 1 + Antenna 2 OFDMA MODE – 106-Tones, RU Index 53

BANDEDGE (MID CHANNEL LOW EDGE)

HORIZONTAL RESULT

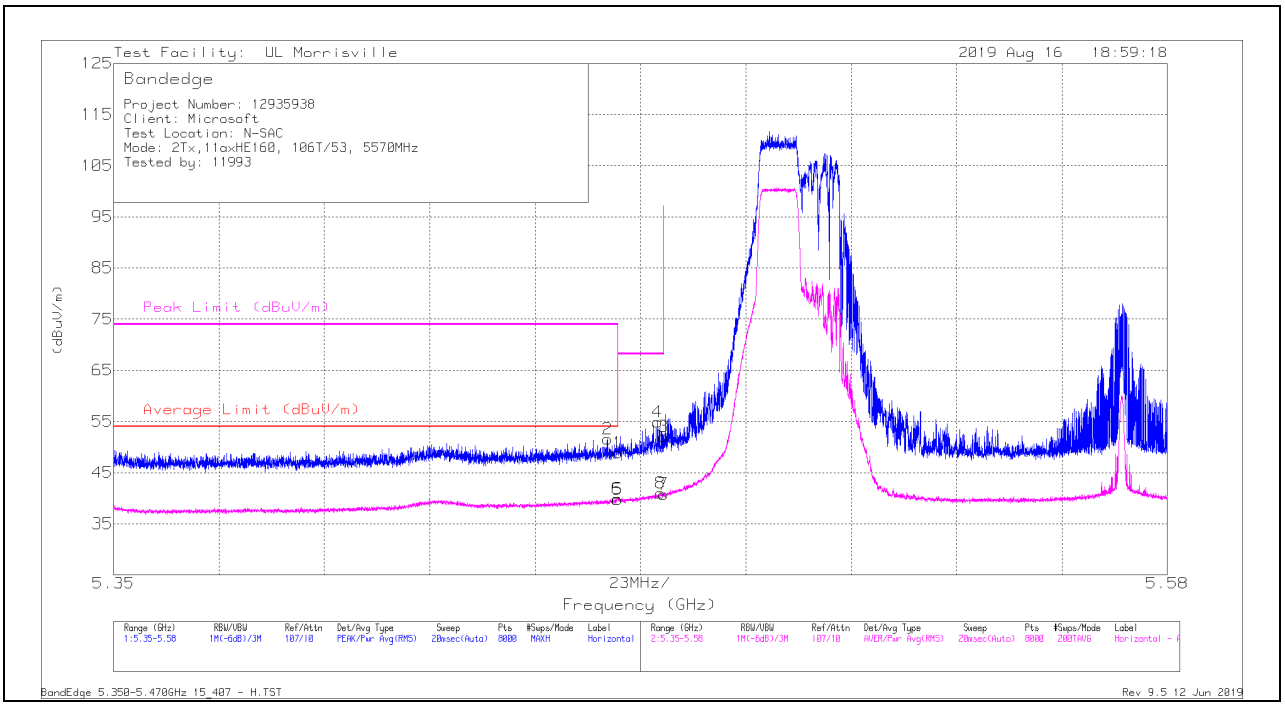

Marker	Frequency (GHz)	Meter Reading (dBuV)	Det	AT0067 AF (dBuV/m)	Amp/Cbl/Fltr/Pad (dB)	Corrected Reading (dBuV/m)	Average Limit (dBuV/m)	Margin (dB)	Peak Limit (dBuV/m)	PK Margin (dB)	Azimuth (Degs)	Height (cm)	Polarity
1	* ** 5.45998	37.49	Pk	34.4	-23	48.89	-	-	74	-25.11	35	344	H
2	* ** 5.45777	40.14	Pk	34.4	-23	51.54	-	-	74	-22.46	35	344	H
5	* ** 5.45998	28.36	RMS	34.4	-23	39.76	54	-14.24	-	-	35	344	H
6	* ** 5.45996	28.44	RMS	34.4	-23	39.84	54	-14.16	-	-	35	344	H
4	5.46873	43.38	Pk	34.4	-22.9	54.88	-	-	68.2	-13.32	35	344	H
8	5.46933	29.48	RMS	34.4	-22.9	40.98	-	-	-	-	35	344	H
3	5.46999	40.59	Pk	34.4	-22.9	52.09	-	-	68.2	-16.11	35	344	H
7	5.46999	29.31	RMS	34.4	-22.9	40.81	-	-	-	-	35	344	H

* - indicates frequency in CFR47 Pt 15 / IC RSS-Restricted Band
** - indicates frequency in Taiwan NCC LP0002 Restricted Band
Pk - Peak detector
RMS - RMS detection

UL LLC
12 Laboratory Dr., RTP, NC 27709; USA TEL:(919) 549-1400
This report shall not be reproduced except in full, without the written approval of UL LLC

VERTICAL RESULT

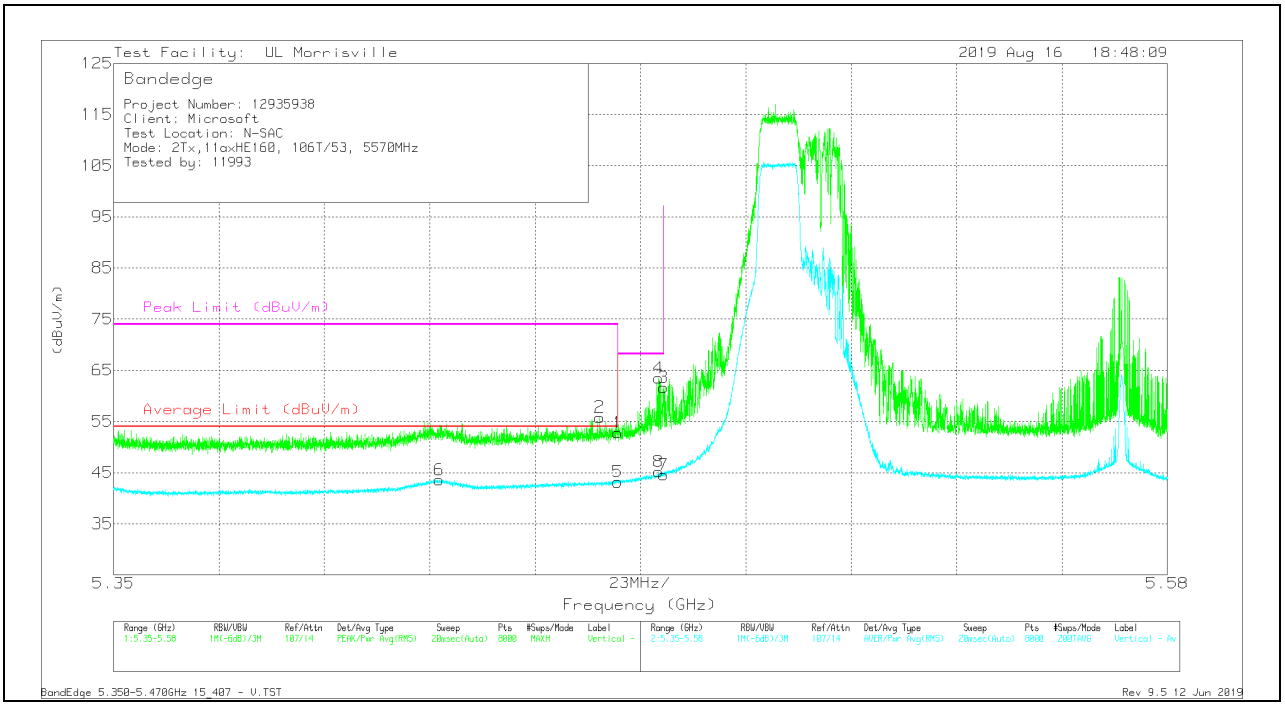

Marker	Frequency (GHz)	Meter Reading (dBuV)	Det	AT0067 AF (dBuV/m)	Amp/Cbl/Fltr/Pad (dB)	Corrected Reading (dBuV/m)	Average Limit (dBuV/m)	Margin (dB)	Peak Limit (dBuV/m)	PK Margin (dB)	Azimuth (Degs)	Height (cm)	Polarity
1	* ** 5.45998	41.4	Pk	34.4	-23	52.8	-	-	74	-21.2	319	291	V
2	* ** 5.4561	44.4	Pk	34.4	-23	55.8	-	-	74	-18.2	319	291	V
5	* ** 5.45998	31.77	RMS	34.4	-23	43.17	54	-10.83	-	-	319	291	V
6	* ** 5.42105	32.17	RMS	34.4	-23	43.57	54	-10.43	-	-	319	291	V
8	5.4689	33.66	RMS	34.4	-22.9	45.16	-	-	-	-	319	291	V
4	5.46898	51.99	Pk	34.4	-22.9	63.49	-	-	68.2	-4.71	319	291	V
3	5.46999	50.18	Pk	34.4	-22.9	61.68	-	-	68.2	-6.52	319	291	V
7	5.46999	33.05	RMS	34.4	-22.9	44.55	-	-	-	-	319	291	V

* - indicates frequency in CFR47 Pt 15 / IC RSS-Restricted Band
** - indicates frequency in Taiwan NCC LP0002 Restricted Band
Pk - Peak detector
RMS - RMS detection

UL LLC
12 Laboratory Dr., RTP, NC 27709; USA TEL:(919) 549-1400
This report shall not be reproduced except in full, without the written approval of UL LLC

2TX Antenna 1 + Antenna 2 OFDMA MODE – 106-Tones, RU Index S60

BANDEDGE (MID CHANNEL LOW EDGE)

HORIZONTAL RESULT

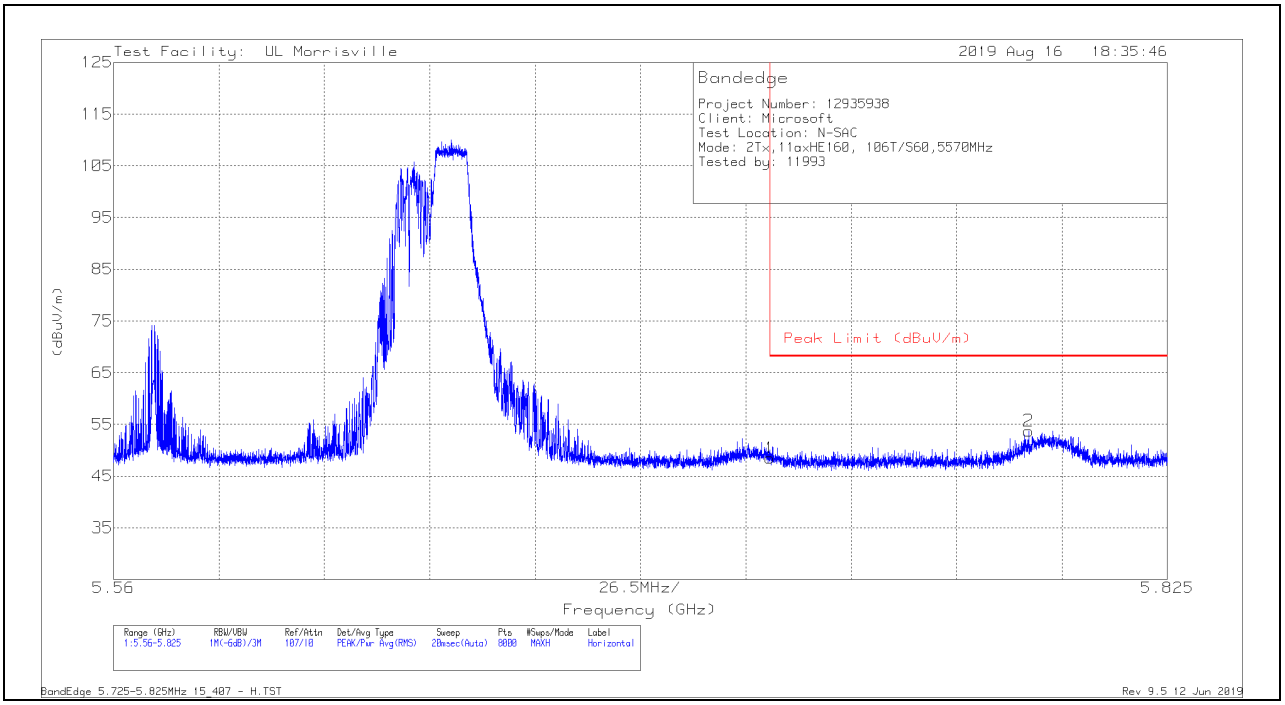

Marker	Frequency (GHz)	Meter Reading (dBuV)	Det	AT0067 AF (dBuV/m)	Amp/Cbl/Fltr/Pad (dB)	Corrected Reading (dBuV/m)	Peak Limit (dBuV/m)	PK Margin (dB)	Azimuth (Degs)	Height (cm)	Polarity
1	5.72502	36.77	Pk	34.6	-22.9	48.47	68.2	-19.73	356	284	H
2	5.79008	41.74	Pk	34.7	-22.7	53.74	68.2	-14.46	356	284	H

Pk - Peak detector

UL LLC
12 Laboratory Dr., RTP, NC 27709; USA TEL:(919) 549-1400
This report shall not be reproduced except in full, without the written approval of UL LLC

VERTICAL RESULT

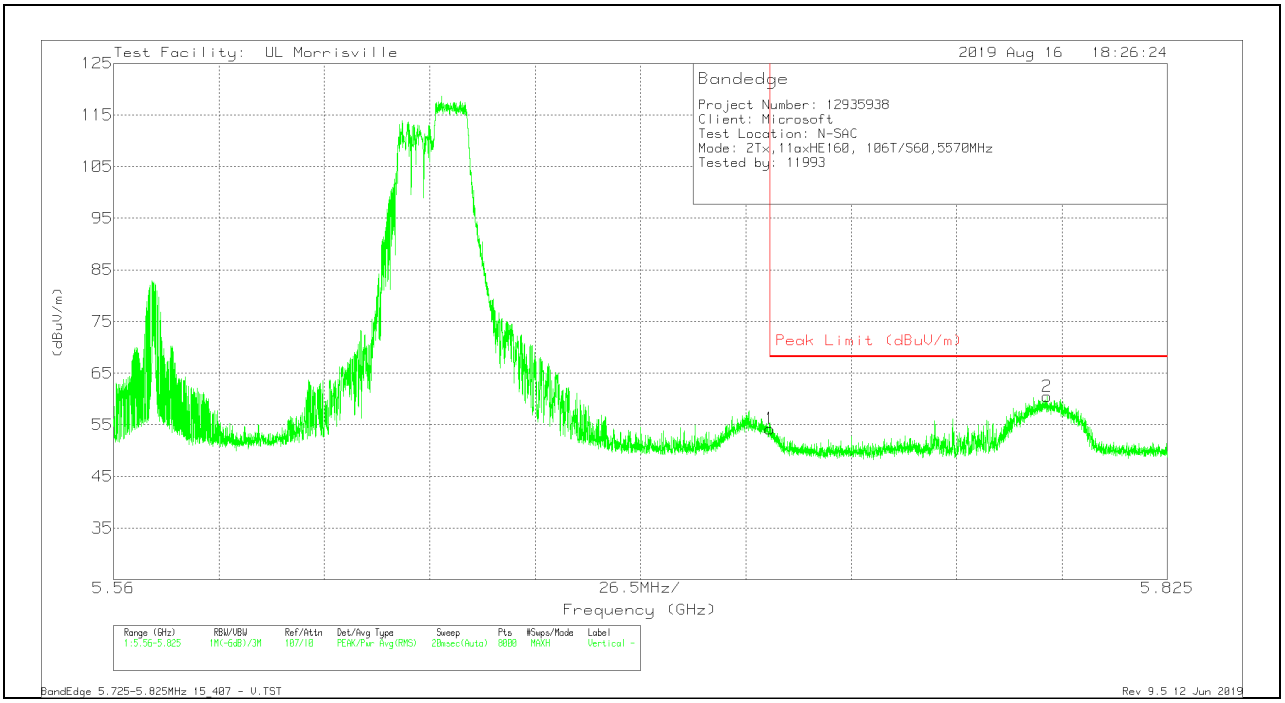

Marker	Frequency (GHz)	Meter Reading (dBuV)	Det	AT0067 AF (dBuV/m)	Amp/Cbl/Fltr/Pad (dB)	Corrected Reading (dBuV/m)	Peak Limit (dBuV/m)	PK Margin (dB)	Azimuth (Degs)	Height (cm)	Polarity
1	5.72502	42.53	Pk	34.6	-22.9	54.23	68.2	-13.97	291	202	V
2	5.79475	48.54	Pk	34.7	-22.7	60.54	68.2	-7.66	291	202	V

Pk - Peak detector

UL LLC
12 Laboratory Dr., RTP, NC 27709; USA
TEL:(919) 549-1400

This report shall not be reproduced except in full, without the written approval of UL LLC

2TX Antenna 1 + Antenna 2 OFDMA MODE – 52-Tones, RU Index 37

BANDEDGE (MID CHANNEL LOW EDGE)

HORIZONTAL RESULT

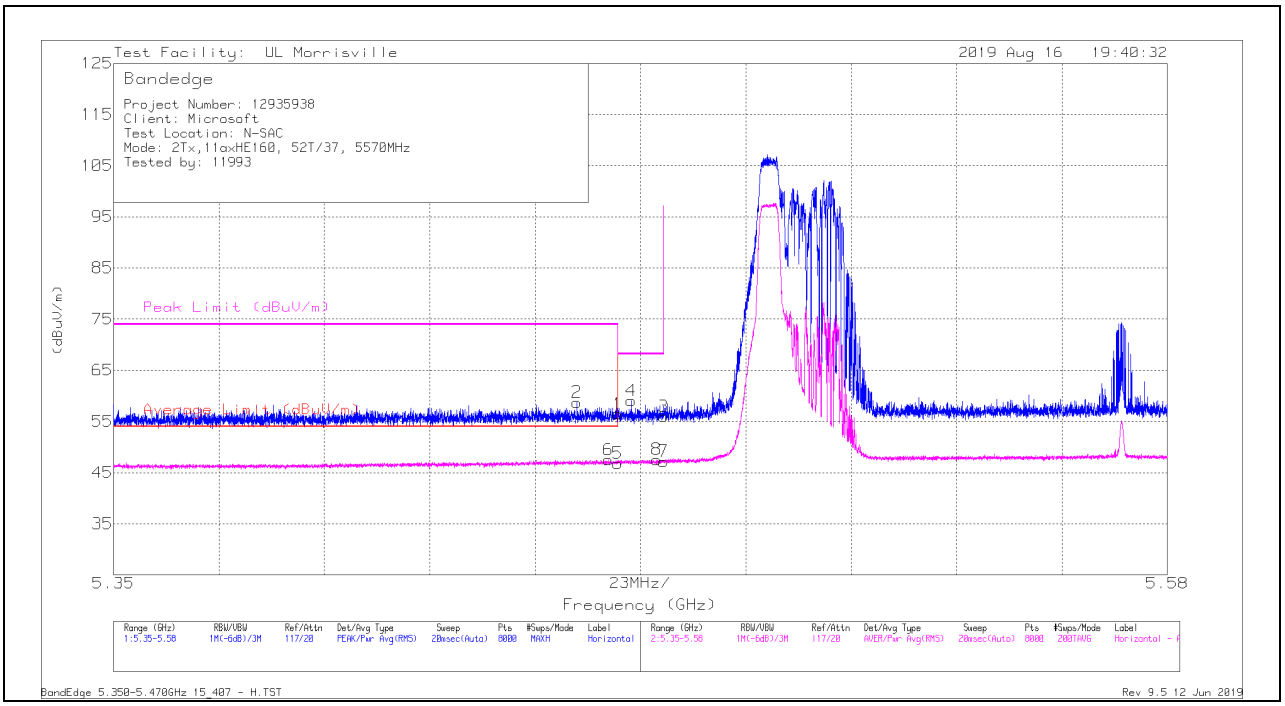

Marker	Frequency (GHz)	Meter Reading (dBuV)	Det	AT0067 AF (dBuV/m)	Amp/Cbl/Fltr/Pad (dB)	Corrected Reading (dBuV/m)	Average Limit (dBuV/m)	Margin (dB)	Peak Limit (dBuV/m)	PK Margin (dB)	Azimuth (Degs)	Height (cm)	Polarity
1	* ** 5.45998	45.07	Pk	34.4	-23	56.47	-	-	74	-17.53	326	291	H
2	* ** 5.45107	47.24	Pk	34.4	-22.9	58.74	-	-	74	-15.26	326	291	H
5	* ** 5.45998	35.41	RMS	34.4	-23	46.81	54	-7.19	-	-	326	291	H
6	* ** 5.45794	36.09	RMS	34.4	-23	47.49	54	-6.51	-	-	326	291	H
4	5.46297	47.66	Pk	34.4	-23	59.06	-	-	68.2	-9.14	326	291	H
8	5.46852	36.07	RMS	34.4	-22.9	47.57	-	-	-	-	326	291	H
3	5.46999	44.49	Pk	34.4	-22.9	55.99	-	-	68.2	-12.21	326	291	H
7	5.46999	35.7	RMS	34.4	-22.9	47.2	-	-	-	-	326	291	H

* - indicates frequency in CFR47 Pt 15 / IC RSS-Restricted Band
** - indicates frequency in Taiwan NCC LP0002 Restricted Band
Pk - Peak detector
RMS - RMS detection

UL LLC
12 Laboratory Dr., RTP, NC 27709; USA TEL:(919) 549-1400
This report shall not be reproduced except in full, without the written approval of UL LLC

VERTICAL RESULT

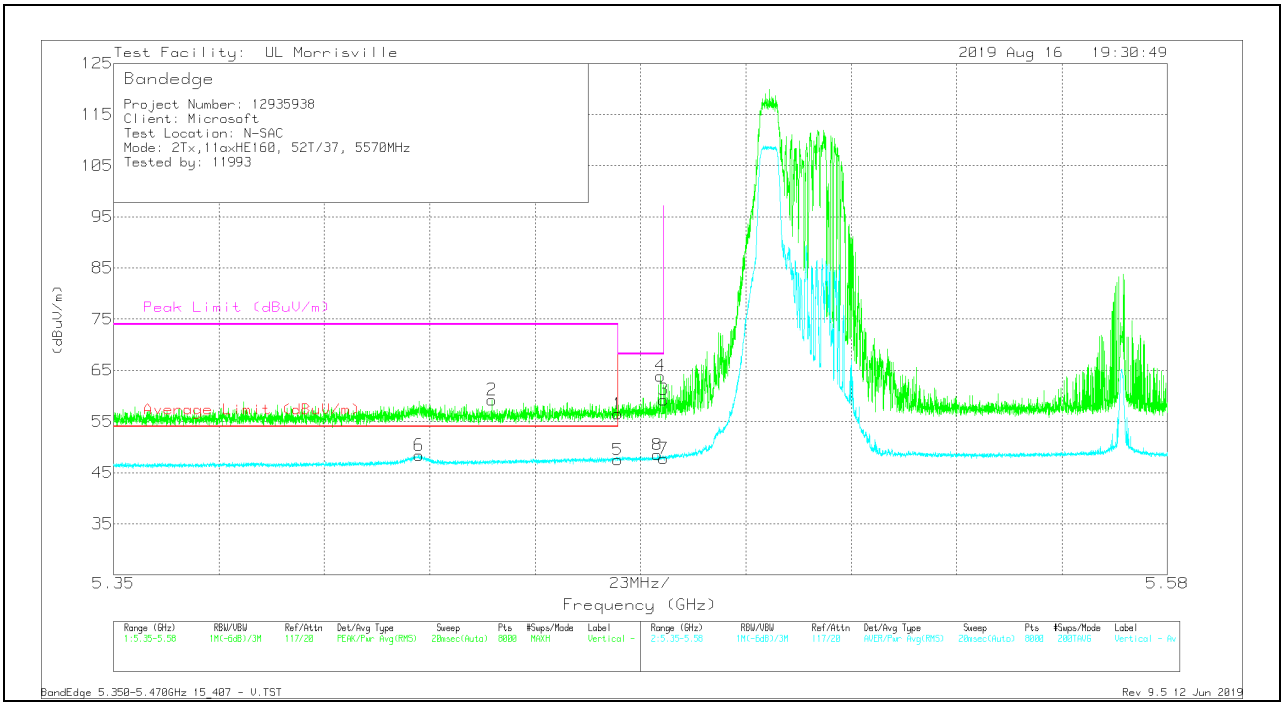

Marker	Frequency (GHz)	Meter Reading (dBuV)	Det	AT0067 AF (dBuV/m)	Amp/Cbl/Fltr/Pad (dB)	Corrected Reading (dBuV/m)	Average Limit (dBuV/m)	Margin (dB)	Peak Limit (dBuV/m)	PK Margin (dB)	Azimuth (Degs)	Height (cm)	Polarity
1	* ** 5.45998	45.09	Pk	34.4	-23	56.49	-	-	74	-17.51	342	257	V
2	* ** 5.43258	47.83	Pk	34.4	-23	59.23	-	-	74	-14.77	342	257	V
5	* ** 5.45998	36.14	RMS	34.4	-23	47.54	54	-6.46	-	-	342	257	V
6	* ** 5.41668	37.01	RMS	34.4	-23	48.41	54	-5.59	-	-	342	257	V
8	5.4687	36.98	RMS	34.4	-22.9	48.48	-	-	-	-	342	257	V
4	5.46936	52.42	Pk	34.4	-22.9	63.92	-	-	68.2	-4.28	342	257	V
3	5.46999	47.75	Pk	34.4	-22.9	59.25	-	-	68.2	-8.95	342	257	V
7	5.46999	36.24	RMS	34.4	-22.9	47.74	-	-	-	-	342	257	V

* - indicates frequency in CFR47 Pt 15 / IC RSS-Restricted Band
** - indicates frequency in Taiwan NCC LP0002 Restricted Band
Pk - Peak detector
RMS - RMS detection

UL LLC
12 Laboratory Dr., RTP, NC 27709; USA TEL:(919) 549-1400
This report shall not be reproduced except in full, without the written approval of UL LLC

2TX Antenna 1 + Antenna 2 OFDMA MODE – 52-Tones, RU Index S52

BANDEDGE (MID CHANNEL LOW EDGE)

HORIZONTAL RESULT

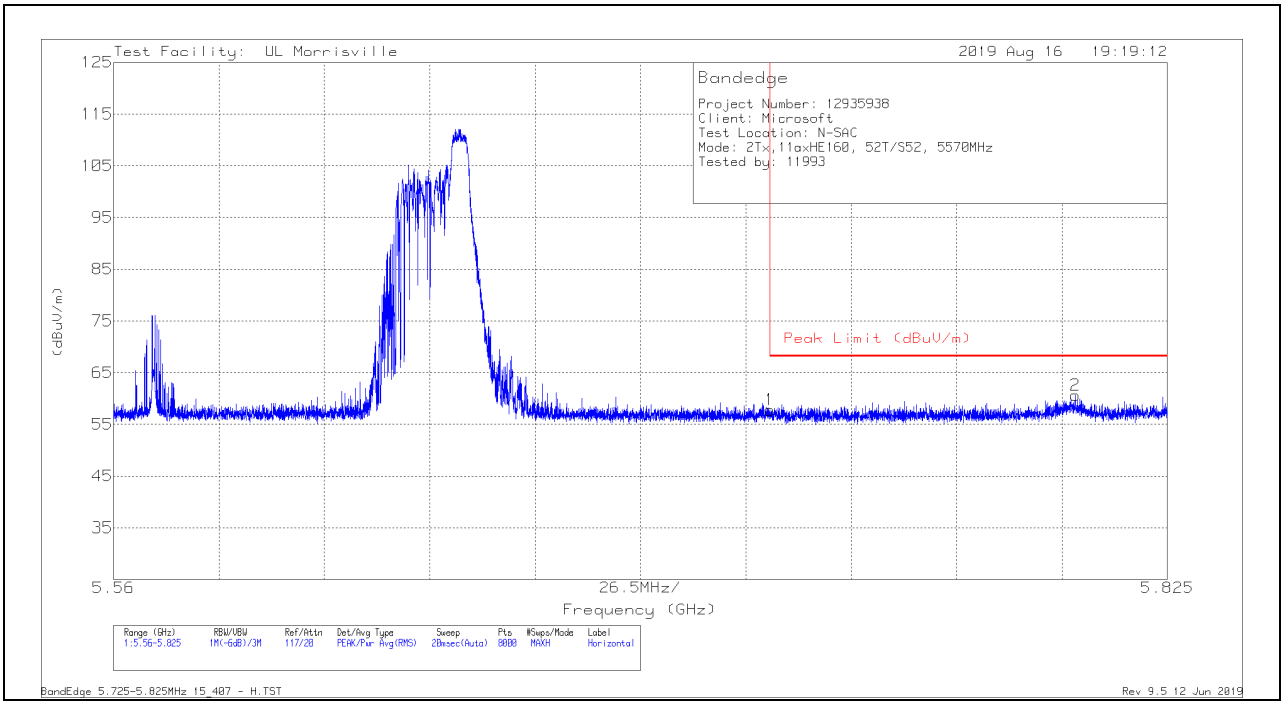

Marker	Frequency (GHz)	Meter Reading (dBuV)	Det	AT0067 AF (dBuV/m)	Amp/Cbl/Fltr/Pad (dB)	Corrected Reading (dBuV/m)	Peak Limit (dBuV/m)	PK Margin (dB)	Azimuth (Degs)	Height (cm)	Polarity
1	5.72502	46.09	Pk	34.6	-22.9	57.79	68.2	-10.41	344	344	H
2	5.80181	48.62	Pk	34.7	-22.7	60.62	68.2	-7.58	344	344	H

Pk - Peak detector

UL LLC
12 Laboratory Dr., RTP, NC 27709; USA TEL:(919) 549-1400
This report shall not be reproduced except in full, without the written approval of UL LLC

VERTICAL RESULT

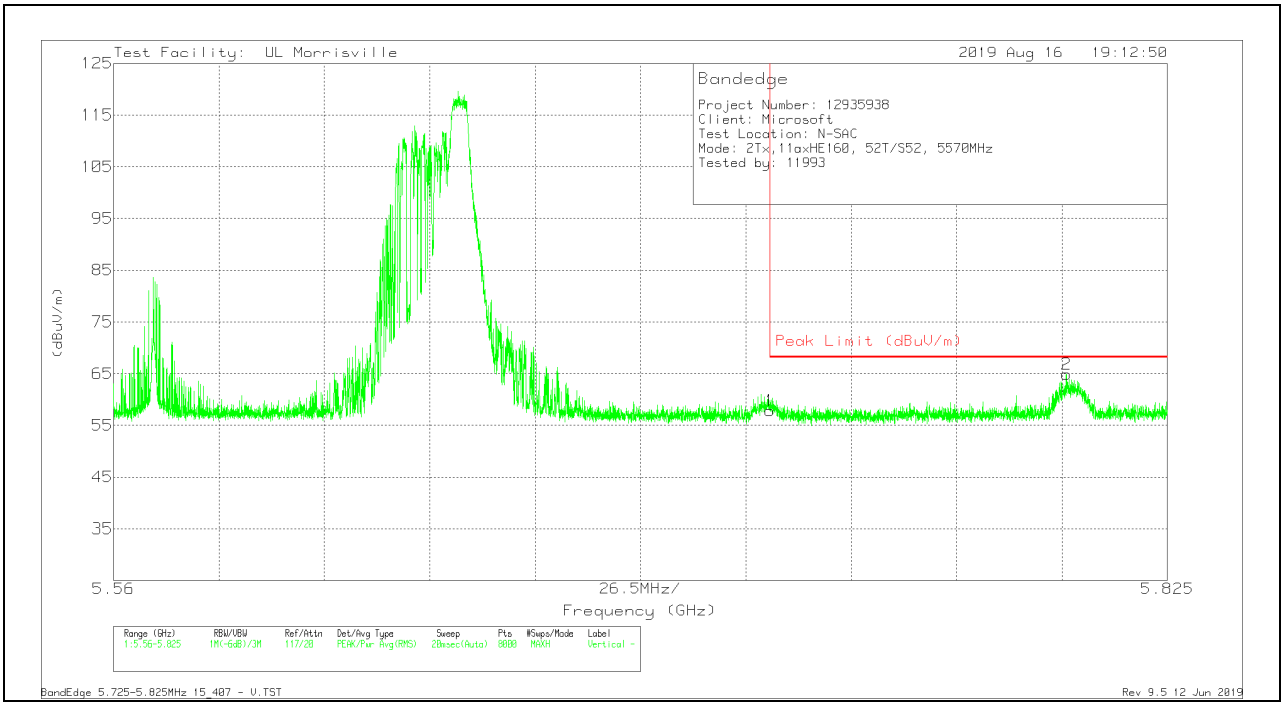

Marker	Frequency (GHz)	Meter Reading (dBuV)	Det	AT0067 AF (dBuV/m)	Amp/Cbl/Fltr/Pad (dB)	Corrected Reading (dBuV/m)	Peak Limit (dBuV/m)	PK Margin (dB)	Azimuth (Degs)	Height (cm)	Polarity
1	5.72502	46.1	Pk	34.6	-22.9	57.8	68.2	-10.4	284	208	V
2	5.79959	52.9	Pk	34.7	-22.7	64.9	68.2	-3.3	284	208	V

Pk - Peak detector

UL LLC
12 Laboratory Dr., RTP, NC 27709; USA
TEL:(919) 549-1400

This report shall not be reproduced except in full, without the written approval of UL LLC

2TX Antenna 1 + Antenna 2 OFDMA MODE – 26-Tones, RU Index 0

BANDEDGE (MID CHANNEL LOW EDGE)

HORIZONTAL RESULT

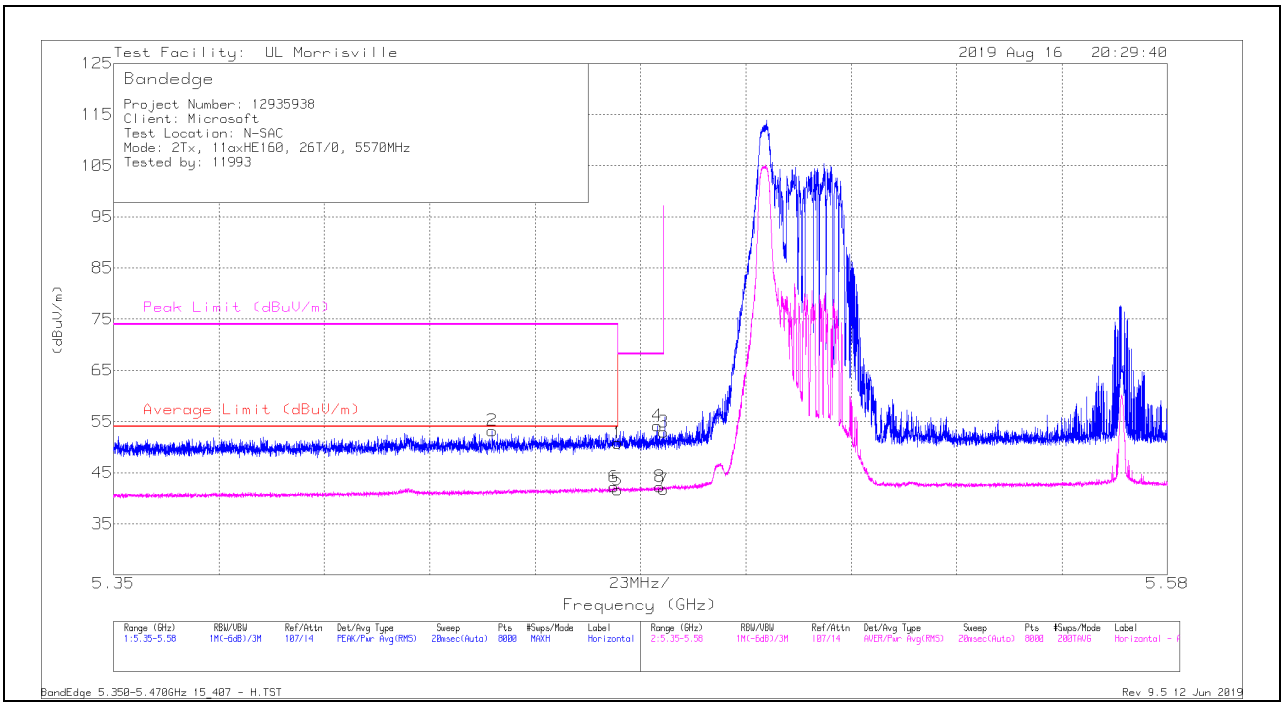

Marker	Frequency (GHz)	Meter Reading (dBuV)	Det	AT0067 AF (dBuV/m)	Amp/Cbl/Fltr/Pad (dB)	Corrected Reading (dBuV/m)	Average Limit (dBuV/m)	Margin (dB)	Peak Limit (dBuV/m)	PK Margin (dB)	Azimuth (Degs)	Height (cm)	Polarity
1	* ** 5.45998	39.39	Pk	34.4	-23	50.79	-	-	74	-23.21	258	222	H
2	* ** 5.43264	41.83	Pk	34.4	-23	53.23	-	-	74	-20.77	258	222	H
5	* ** 5.45998	30.25	RMS	34.4	-23	41.65	54	-12.35	-	-	258	222	H
6	* ** 5.45918	30.81	RMS	34.4	-23	42.21	54	-11.79	-	-	258	222	H
4	5.46867	42.69	Pk	34.4	-22.9	54.19	-	-	68.2	-14.01	258	222	H
8	5.46919	30.77	RMS	34.4	-22.9	42.27	-	-	-	-	258	222	H
3	5.46999	41.46	Pk	34.4	-22.9	52.96	-	-	68.2	-15.24	258	222	H
7	5.46999	30.2	RMS	34.4	-22.9	41.7	-	-	-	-	258	222	H

* - indicates frequency in CFR47 Pt 15 / IC RSS-Restricted Band
** - indicates frequency in Taiwan NCC LP0002 Restricted Band
Pk - Peak detector
RMS - RMS detection

UL LLC
12 Laboratory Dr., RTP, NC 27709; USA TEL:(919) 549-1400
This report shall not be reproduced except in full, without the written approval of UL LLC

VERTICAL RESULT

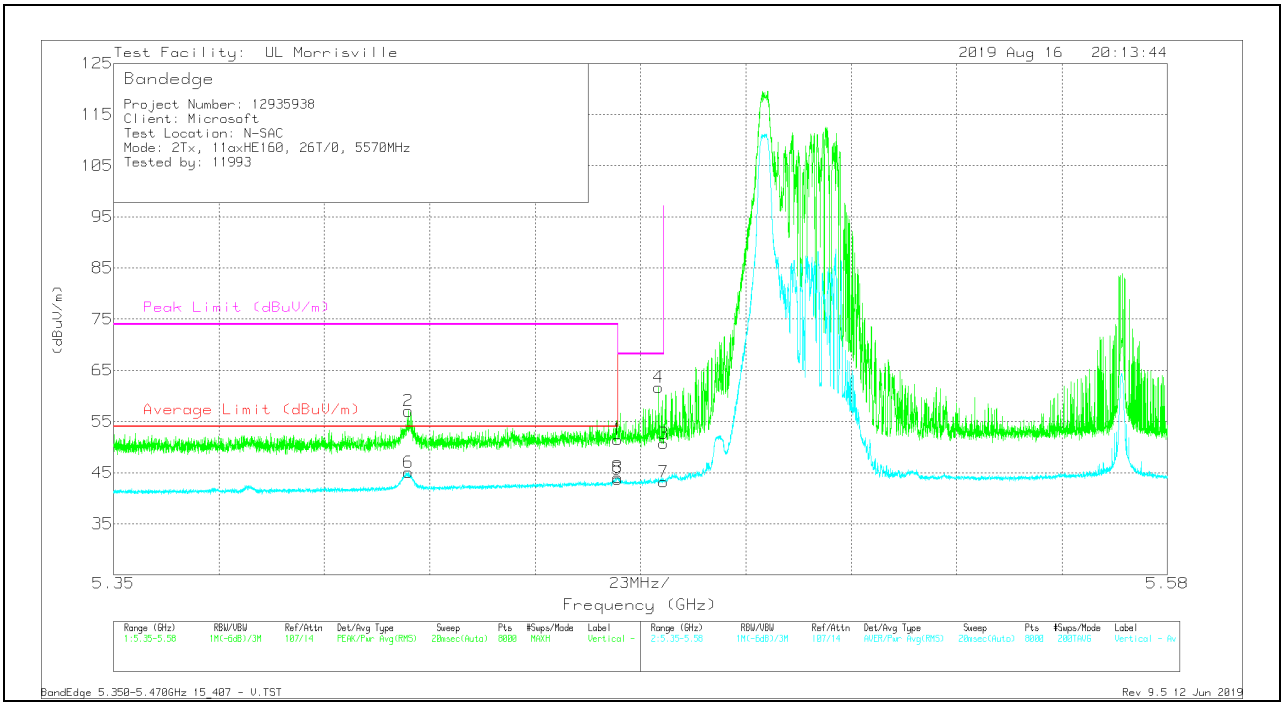

Marker	Frequency (GHz)	Meter Reading (dBuV)	Det	AT0067 AF (dBuV/m)	Amp/Cbl/Fltr/Pad (dB)	Corrected Reading (dBuV/m)	Average Limit (dBuV/m)	Margin (dB)	Peak Limit (dBuV/m)	PK Margin (dB)	Azimuth (Degs)	Height (cm)	Polarity
1	* ** 5.45998	40.09	Pk	34.4	-23	51.49	-	-	74	-22.51	339	273	V
2	* ** 5.41432	45.66	Pk	34.4	-23	57.06	-	-	74	-16.94	339	273	V
5	* ** 5.45998	32.36	RMS	34.4	-23	43.76	54	-10.24	-	-	339	273	V
6	* ** 5.41429	33.66	RMS	34.4	-23	45.06	54	-8.94	-	-	339	273	V
8	5.46001	32.71	RMS	34.4	-23	44.11	-	-	-	-	339	273	V
4	5.46893	50.19	Pk	34.4	-22.9	61.69	-	-	68.2	-6.51	339	273	V
3	5.46999	39.22	Pk	34.4	-22.9	50.72	-	-	68.2	-17.48	339	273	V
7	5.46999	31.74	RMS	34.4	-22.9	43.24	-	-	-	-	339	273	V

* - indicates frequency in CFR47 Pt 15 / IC RSS-Restricted Band
** - indicates frequency in Taiwan NCC LP0002 Restricted Band
Pk - Peak detector
RMS - RMS detection

UL LLC
12 Laboratory Dr., RTP, NC 27709; USA
TEL:(919) 549-1400

This report shall not be reproduced except in full, without the written approval of UL LLC

2TX Antenna 1 + Antenna 2 OFDMA MODE – 26-Tones, RU Index S36

BANDEDGE (MID CHANNEL LOW EDGE)

HORIZONTAL RESULT

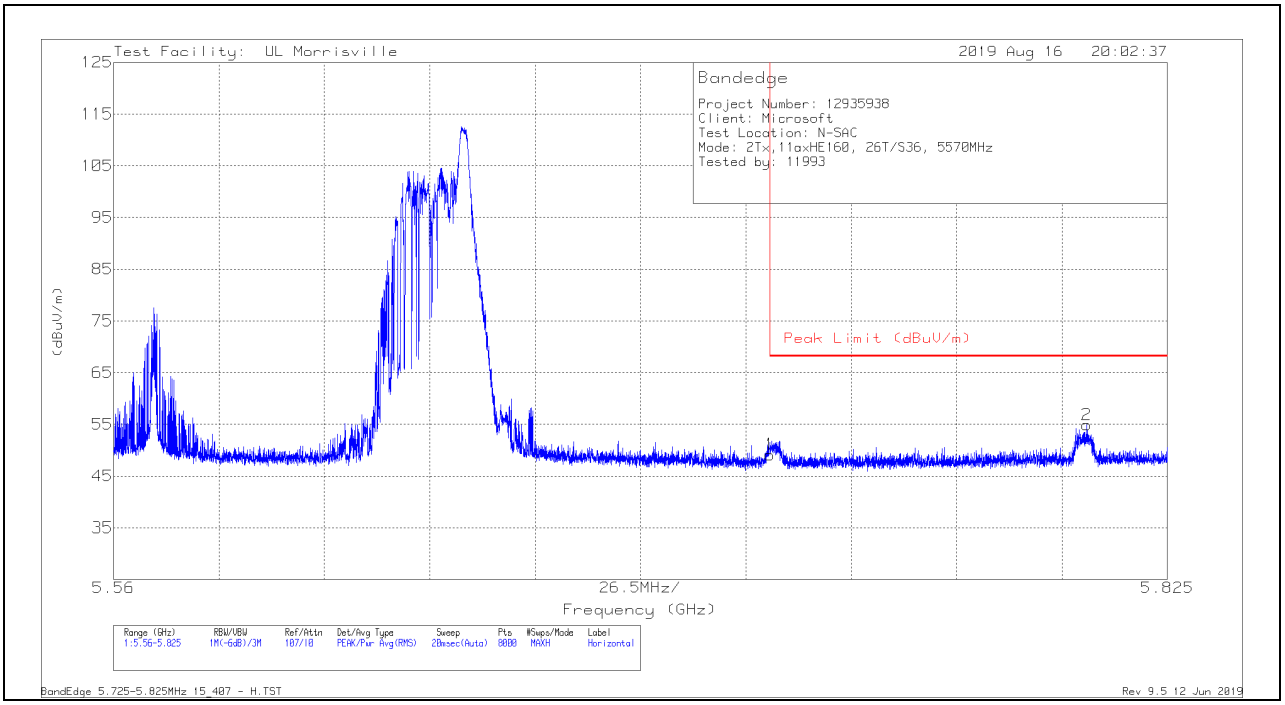

Marker	Frequency (GHz)	Meter Reading (dBuV)	Det	AT0067 AF (dBuV/m)	Amp/Cbl/Fltr/Pad (dB)	Corrected Reading (dBuV/m)	Peak Limit (dBuV/m)	PK Margin (dB)	Azimuth (Degs)	Height (cm)	Polarity
1	5.72502	37.43	Pk	34.6	-22.9	49.13	68.2	-19.07	250	395	H
2	5.80476	42.81	Pk	34.8	-22.7	54.91	68.2	-13.29	250	395	H

Pk - Peak detector

UL LLC
12 Laboratory Dr., RTP, NC 27709; USA TEL:(919) 549-1400
This report shall not be reproduced except in full, without the written approval of UL LLC

VERTICAL RESULT

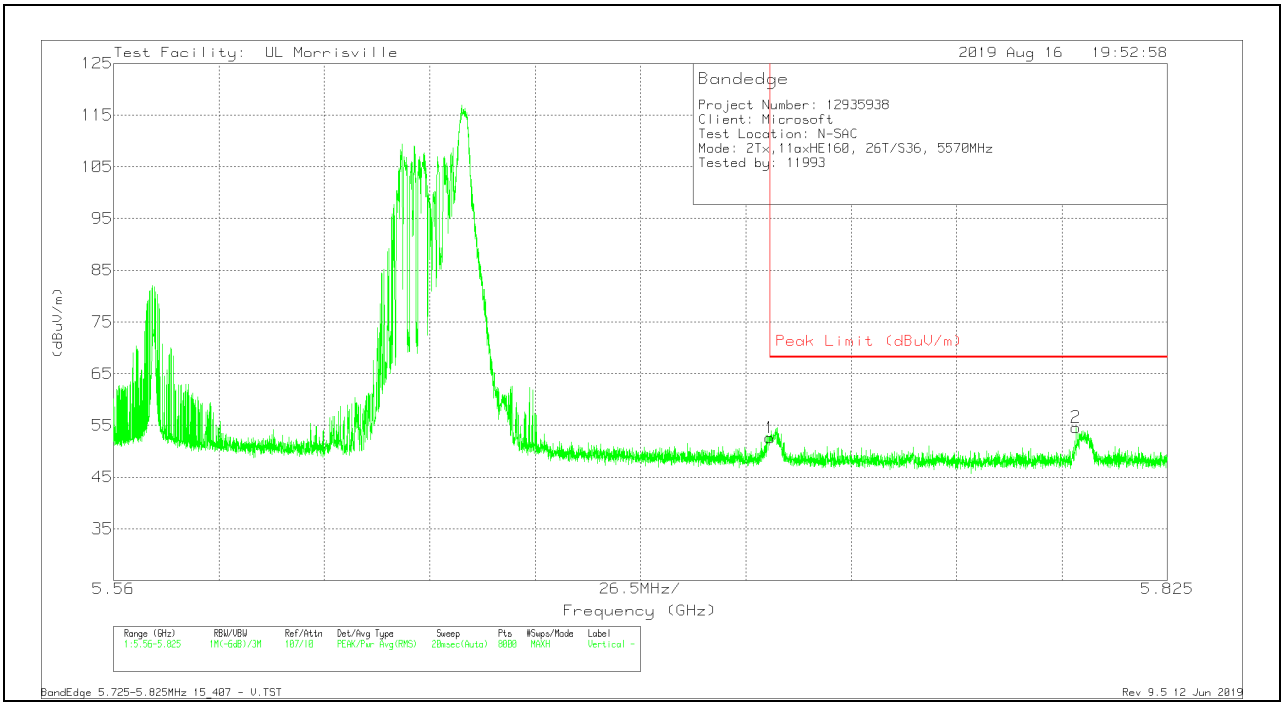

Marker	Frequency (GHz)	Meter Reading (dBuV)	Det	AT0067 AF (dBuV/m)	Amp/Cbl/Fltr/Pad (dB)	Corrected Reading (dBuV/m)	Peak Limit (dBuV/m)	PK Margin (dB)	Azimuth (Degs)	Height (cm)	Polarity
1	5.72502	40.91	Pk	34.6	-22.9	52.61	68.2	-15.59	346	259	V
2	5.80201	42.61	Pk	34.7	-22.7	54.61	68.2	-13.59	346	259	V

Pk - Peak detector

UL LLC
12 Laboratory Dr., RTP, NC 27709; USA TEL:(919) 549-1400
This report shall not be reproduced except in full, without the written approval of UL LLC

10.2. WORST-CASE BELOW 1GHz AND ABOVE 18 GHz

Below 1 GHz and above 18 GHz were performed in worst-case test report R12935938-E11 (FCC ID: C3K1868, IC: 3048A-1868).

UL LLC
12 Laboratory Dr., RTP, NC 27709; USA TEL:(919) 549-1400
This report shall not be reproduced except in full, without the written approval of UL LLC

11. AC LINE CONDUCTED EMISSIONS

Power line conducted emissions were performed in worst-case test report R12935938-E11 (FCC ID: C3K1868, IC: 3048A-1868).

12. SETUP PHOTOS

Please refer to R12935938-EP1 for setup photos

END OF TEST REPORT

UL LLC
12 Laboratory Dr., RTP, NC 27709; USA TEL:(919) 549-1400
This report shall not be reproduced except in full, without the written approval of UL LLC