## LOW CHANNEL

LOW CHANNEL CHAIN 0

LOW CHANNEL CHAIN 1

## MID CHANNEL

MID CHANNEL CHAIN 0

MID CHANNEL CHAIN 1

## HIGH CHANNEL

HIGH CHANNEL CHAIN 0

HIGH CHANNEL CHAIN 1



UL LLC
12 Laboratory Dr., RTP, NC 27709; USA TEL:(919) 549-1400

*This report shall not be reproduced except in full, without the written approval of UL LLC*

**2TX Antenna 1 + Antenna 2 OFDMA MODE – 26-Tones, RU Index 4**

**Antenna Gain and Limit**

| Channel | Frequency (MHz) | Directional Gain For Power (dBi) | Directional Gain For PSD (dBi) | Power Limit (dBm) | PSD Limit (dBm/ 1MHz) |
|---|---|---|---|---|---|
| Low | 5745 | 7.90 | 7.90 | 28.10 | 28.10 |
| Mid | 5785 | 7.90 | 7.90 | 28.10 | 28.10 |
| High | 5825 | 7.90 | 7.90 | 28.10 | 28.10 |

| Duty Cycle CF (dB) | 0.00 | Included in Calculations of Corr'd PSD |
|---|---|---|

**Output Power Results**

| Channel | Frequency (MHz) | Chain 0 Meas Power (dBm) | Chain 1 Meas Power (dBm) | Total Corr'd Power (dBm) | Power Limit (dBm) | Power Margin (dB) |
|---|---|---|---|---|---|---|
| Low | 5745 | 18.24 | 18.37 | 21.32 | 28.10 | -6.78 |
| Mid | 5785 | 18.24 | 18.29 | 21.28 | 28.10 | -6.82 |
| High | 5825 | 18.14 | 18.40 | 21.28 | 28.10 | -6.82 |

**PSD Results**

| Channel | Frequency (MHz) | Chain 0 Meas PSD (dBm/ 500kHz) | Chain 1 Meas PSD (dBm/ 500kHz) | Total Corr'd PSD (dBm/ 500kHz) | PSD Limit (dBm/ 500kHz) | PSD Margin (dB) |
|---|---|---|---|---|---|---|
| Low | 5745 | 11.646 | 11.625 | 14.65 | 28.10 | -13.45 |
| Mid | 5785 | 11.533 | 11.947 | 14.76 | 28.10 | -13.34 |
| High | 5825 | 10.442 | 11.351 | 13.93 | 28.10 | -14.17 |


UL LLC
12 Laboratory Dr., RTP, NC 27709; USA TEL:(919) 549-1400
*This report shall not be reproduced except in full, without the written approval of UL LLC*

## LOW CHANNEL

LOW CHANNEL CHAIN 0

LOW CHANNEL CHAIN 1

## MID CHANNEL

MID CHANNEL CHAIN 0

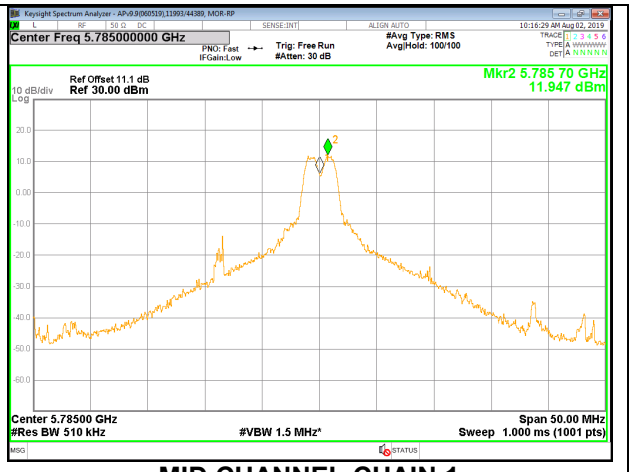


MID CHANNEL CHAIN 1

## HIGH CHANNEL

HIGH CHANNEL CHAIN 0

HIGH CHANNEL CHAIN 1


*This report shall not be reproduced except in full, without the written approval of UL LLC*

**2TX Antenna 1 + Antenna 2 OFDMA MODE – 26-Tones, RU Index 8**

**Antenna Gain and Limit**

| Channel | Frequency (MHz) | Directional Gain For Power (dBi) | Directional Gain For PSD (dBi) | Power Limit (dBm) | PSD Limit (dBm/ 1MHz) |
|---|---|---|---|---|---|
| Low | 5745 | 7.90 | 7.90 | 28.10 | 28.10 |
| Mid | 5785 | 7.90 | 7.90 | 28.10 | 28.10 |
| High | 5825 | 7.90 | 7.90 | 28.10 | 28.10 |
| 144 | 5720 | 7.90 | 7.90 | 28.10 | 28.10 |

| | | |
|---|---|---|
| Duty Cycle CF (dB) | 0.00 | Included in Calculations of Corr'd PSD |

**Output Power Results**

| Channel | Frequency (MHz) | Chain 0 Meas Power (dBm) | Chain 1 Meas Power (dBm) | Total Corr'd Power (dBm) | Power Limit (dBm) | Power Margin (dB) |
|---|---|---|---|---|---|---|
| Low | 5745 | 18.00 | 18.14 | 21.08 | 28.10 | -7.02 |
| Mid | 5785 | 18.01 | 18.10 | 21.07 | 28.10 | -7.03 |
| High | 5825 | 17.80 | 18.24 | 21.04 | 28.10 | -7.06 |
| 144 | 5720 | 9.02 | 9.25 | 12.15 | 28.10 | -15.95 |

**PSD Results**

| Channel | Frequency (MHz) | Chain 0 Meas PSD (dBm/ 500kHz) | Chain 1 Meas PSD (dBm/ 500kHz) | Total Corr'd PSD (dBm/ 500kHz) | PSD Limit (dBm/ 500kHz) | PSD Margin (dB) |
|---|---|---|---|---|---|---|
| Low | 5745 | 10.787 | 12.125 | 14.52 | 28.10 | -13.58 |
| Mid | 5785 | 11.877 | 12.593 | 15.26 | 28.10 | -12.84 |
| High | 5825 | 11.808 | 11.690 | 14.76 | 28.10 | -13.34 |
| 144 | 5720 | 13.818 | 13.344 | 16.60 | 28.10 | -11.50 |


UL LLC
12 Laboratory Dr., RTP, NC 27709; USA TEL:(919) 549-1400
*This report shall not be reproduced except in full, without the written approval of UL LLC*

## LOW CHANNEL

LOW CHANNEL CHAIN 0

LOW CHANNEL CHAIN 1

## MID CHANNEL

MID CHANNEL CHAIN 0

MID CHANNEL CHAIN 1

## HIGH CHANNEL

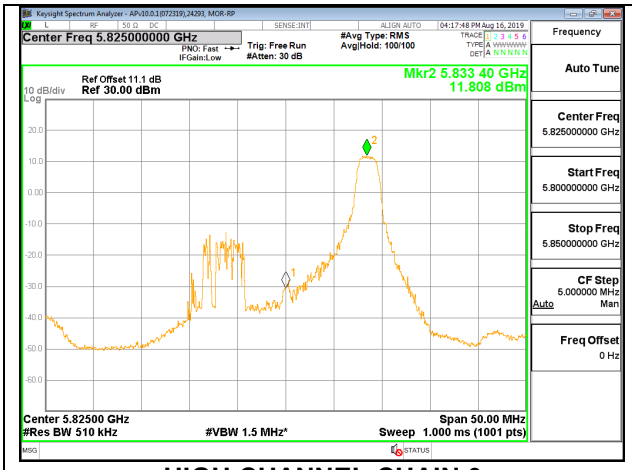


HIGH CHANNEL CHAIN 0

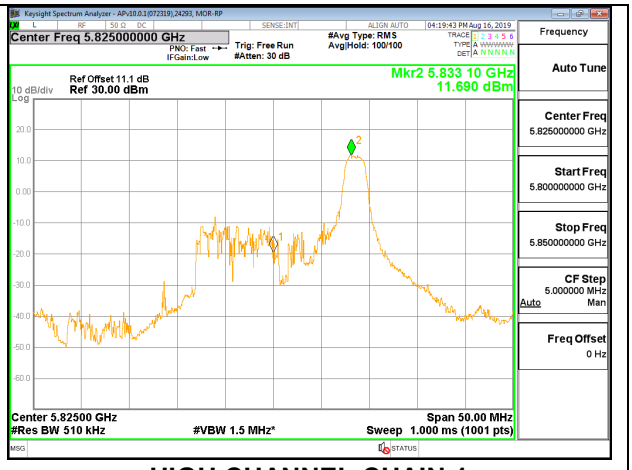


HIGH CHANNEL CHAIN 1



UL LLC
12 Laboratory Dr., RTP, NC 27709; USA TEL:(919) 549-1400

*This report shall not be reproduced except in full, without the written approval of UL LLC*

## CHANNEL 144

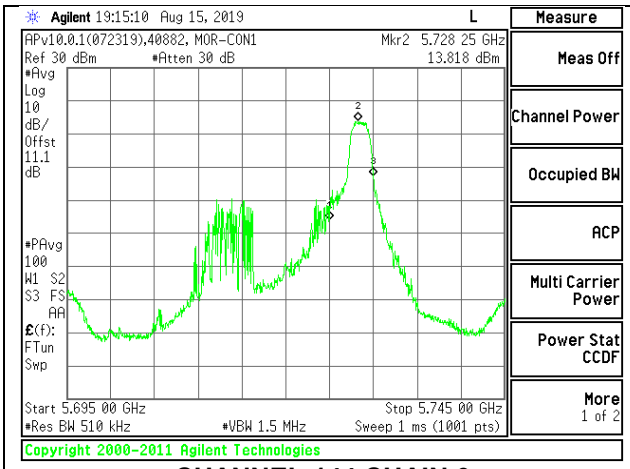


**CHANNEL 144 CHAIN 0**

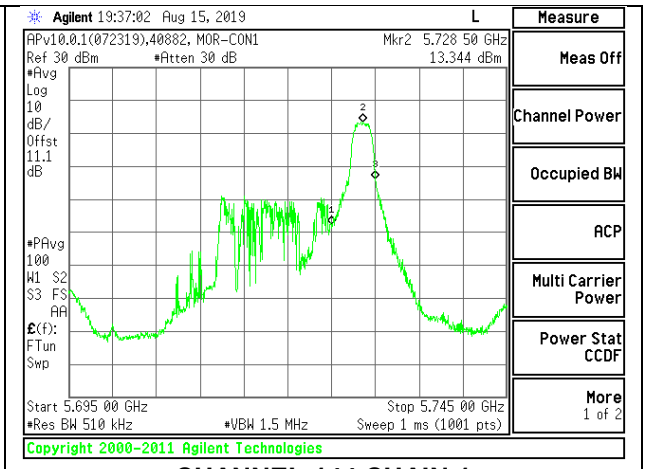


**CHANNEL 144 CHAIN 1**



UL LLC
12 Laboratory Dr., RTP, NC 27709; USA TEL:(919) 549-1400

*This report shall not be reproduced except in full, without the written approval of UL LLC*

## 9.4.2. 802.11ax HE40 MODE IN THE 5.8 GHz BAND

**2TX Antenna 1 + Antenna 2 SU MODE**

**Antenna Gain and Limit**

| Channel | Frequency (MHz) | Directional Gain For Power (dBi) | Directional Gain For PSD (dBi) | Power Limit (dBm) | PSD Limit (dBm/ 1MHz) |
|---|---|---|---|---|---|
| Low | 5755 | 7.90 | 7.90 | 28.10 | 28.10 |
| High | 5795 | 7.90 | 7.90 | 28.10 | 28.10 |
| 142 | 5710 | 7.90 | 7.90 | 28.10 | 28.10 |

| | | |
|---|---|---|
| Duty Cycle CF (dB) | 0.00 | Included in Calculations of Corr'd PSD |

**Output Power Results**

| Channel | Frequency (MHz) | Chain 0 Meas Power (dBm) | Chain 1 Meas Power (dBm) | Total Corr'd Power (dBm) | Power Limit (dBm) | Power Margin (dB) |
|---|---|---|---|---|---|---|
| Low | 5755 | 18.20 | 18.39 | 21.31 | 28.10 | -6.79 |
| High | 5795 | 18.20 | 18.28 | 21.25 | 28.10 | -6.85 |
| 142 | 5710 | 16.60 | 16.69 | 19.66 | 28.10 | -8.44 |

**PSD Results**

| Channel | Frequency (MHz) | Chain 0 Meas PSD (dBm/ 500kHz) | Chain 1 Meas PSD (dBm/ 500kHz) | Total Corr'd PSD (dBm/ 500kHz) | PSD Limit (dBm/ 500kHz) | PSD Margin (dB) |
|---|---|---|---|---|---|---|
| Low | 5755 | -0.336 | 0.537 | 3.13 | 28.10 | -24.97 |
| High | 5795 | -0.142 | 0.366 | 3.13 | 28.10 | -24.97 |
| 142 | 5710 | 0.734 | 0.464 | 3.61 | 28.10 | -24.49 |


UL LLC
12 Laboratory Dr., RTP, NC 27709; USA TEL:(919) 549-1400
*This report shall not be reproduced except in full, without the written approval of UL LLC*

## LOW CHANNEL

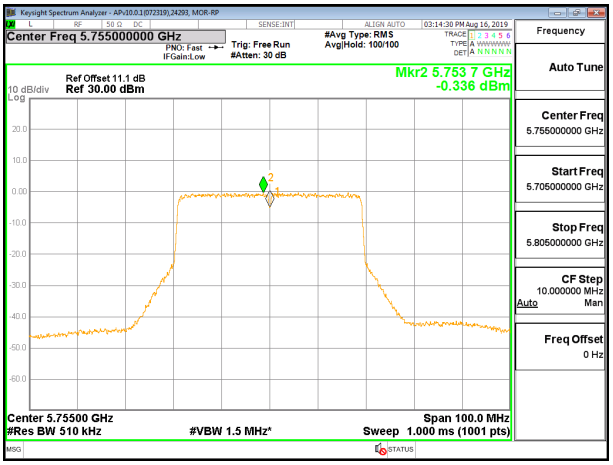


LOW CHANNEL CHAIN 0

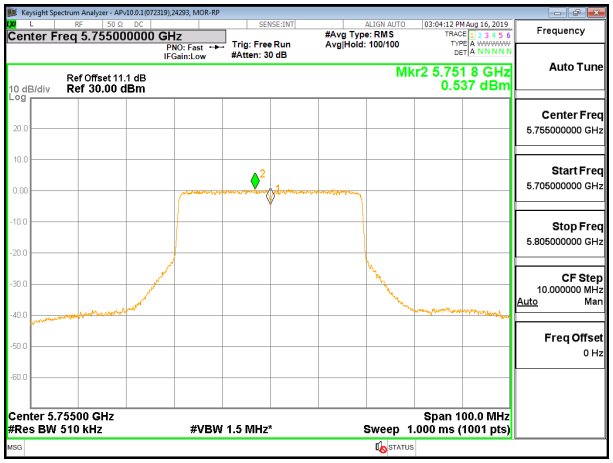


LOW CHANNEL CHAIN 1

## HIGH CHANNEL

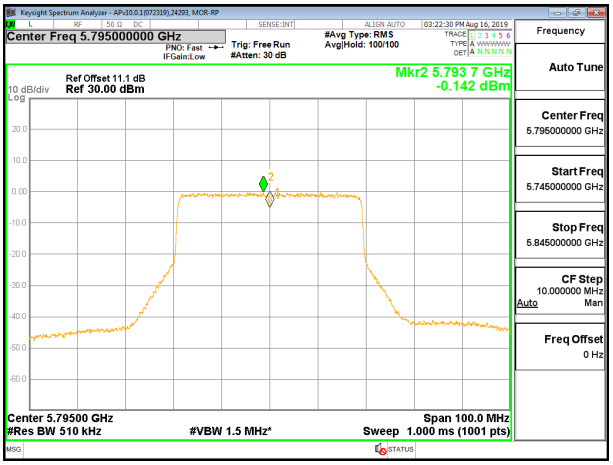


HIGH CHANNEL CHAIN 0

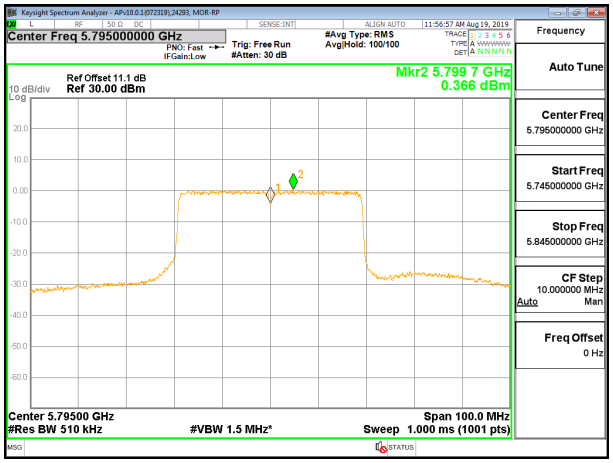


HIGH CHANNEL CHAIN 1

## CHANNEL 142

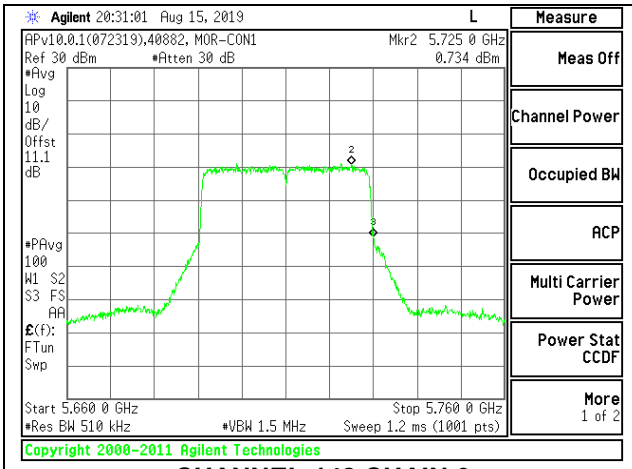


CHANNEL 142 CHAIN 0

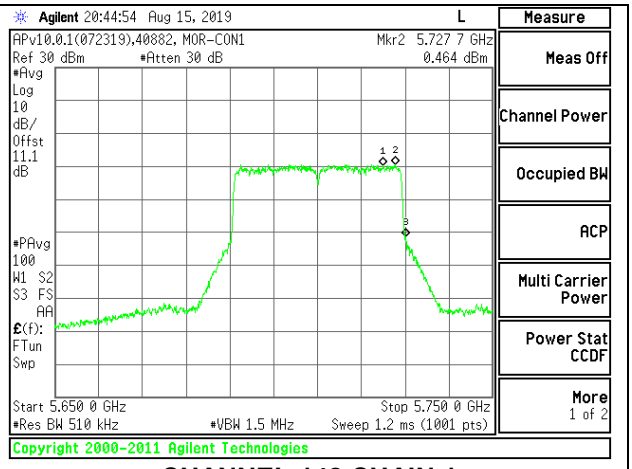


CHANNEL 142 CHAIN 1



UL LLC
12 Laboratory Dr., RTP, NC 27709; USA
TEL:(919) 549-1400
*This report shall not be reproduced except in full, without the written approval of UL LLC*

**2TX Antenna 1 + Antenna 2 OFDMA MODE – 484-Tones, RU Index 65**

**Antenna Gain and Limit**

| Channel | Frequency (MHz) | Directional Gain For Power (dBi) | Directional Gain For PSD (dBi) | Power Limit (dBm) | PSD Limit (dBm/ 1MHz) |
|---|---|---|---|---|---|
| Low | 5755 | 7.90 | 7.90 | 28.10 | 28.10 |
| High | 5795 | 7.90 | 7.90 | 28.10 | 28.10 |
| 142 | 5710 | 7.90 | 7.90 | 28.10 | 28.10 |

| | | |
|---|---|---|
| Duty Cycle CF (dB) | 0.00 | Included in Calculations of Corr'd PSD |

**Output Power Results**

| Channel | Frequency (MHz) | Chain 0 Meas Power (dBm) | Chain 1 Meas Power (dBm) | Total Corr'd Power (dBm) | Power Limit (dBm) | Power Margin (dB) |
|---|---|---|---|---|---|---|
| Low | 5755 | 18.18 | 19.47 | 21.88 | 28.10 | -6.22 |
| High | 5795 | 18.28 | 18.24 | 21.27 | 28.10 | -6.83 |
| 142 | 5710 | 16.12 | 16.14 | 19.14 | 28.10 | -8.96 |

**PSD Results**

| Channel | Frequency (MHz) | Chain 0 Meas PSD (dBm/ 500kHz) | Chain 1 Meas PSD (dBm/ 500kHz) | Total Corr'd PSD (dBm/ 500kHz) | PSD Limit (dBm/ 500kHz) | PSD Margin (dB) |
|---|---|---|---|---|---|---|
| Low | 5755 | 0.774 | 0.348 | 3.58 | 28.10 | -24.52 |
| High | 5795 | 0.704 | 0.334 | 3.53 | 28.10 | -24.57 |
| 142 | 5710 | 1.856 | 0.922 | 4.42 | 28.10 | -23.68 |


UL LLC
12 Laboratory Dr., RTP, NC 27709; USA TEL:(919) 549-1400
*This report shall not be reproduced except in full, without the written approval of UL LLC*

## LOW CHANNEL

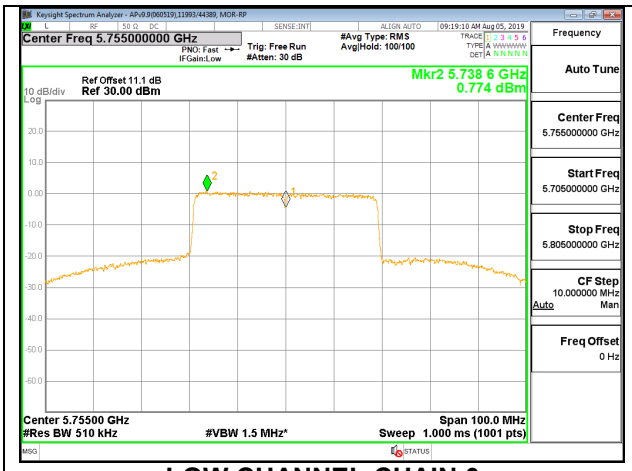


LOW CHANNEL CHAIN 0

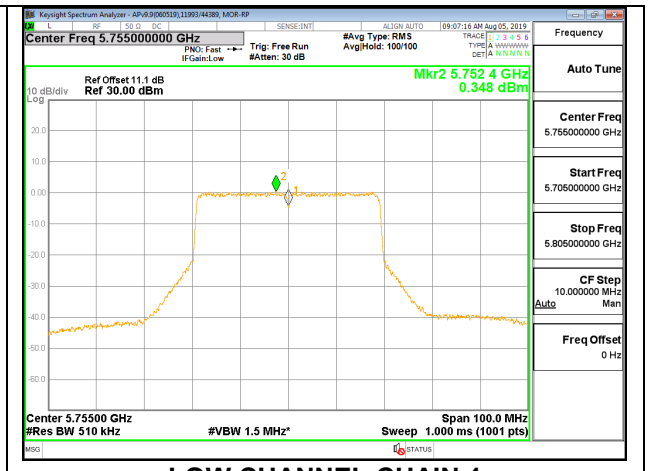


LOW CHANNEL CHAIN 1

## HIGH CHANNEL

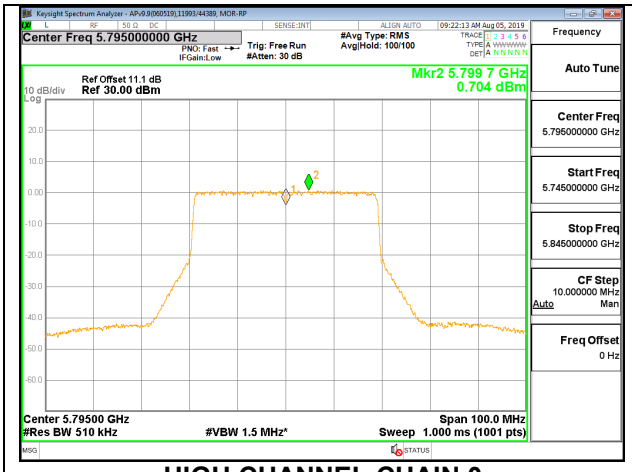


HIGH CHANNEL CHAIN 0

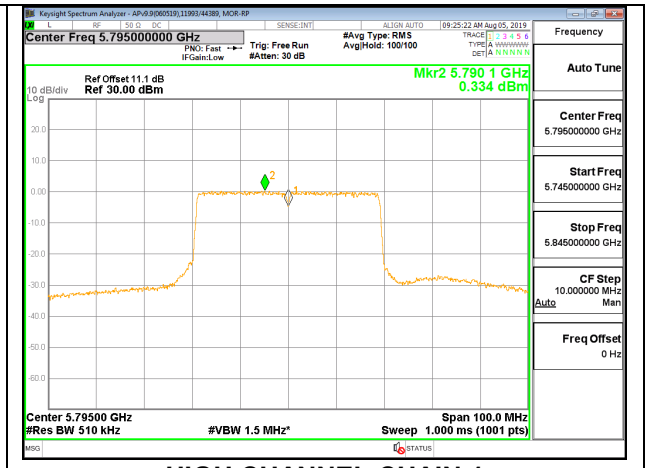


HIGH CHANNEL CHAIN 1

## CHANNEL 142

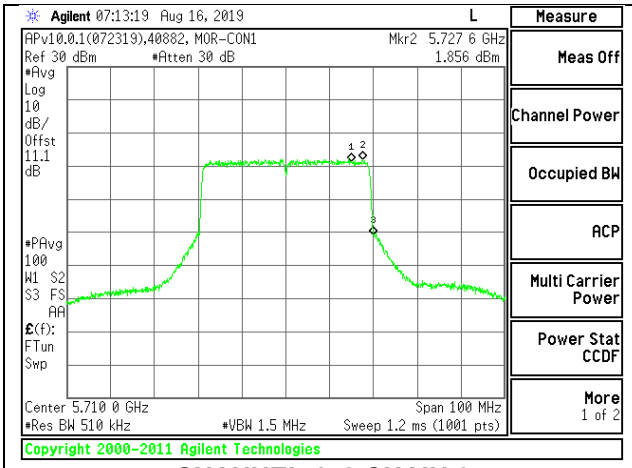


CHANNEL 142 CHAIN 0

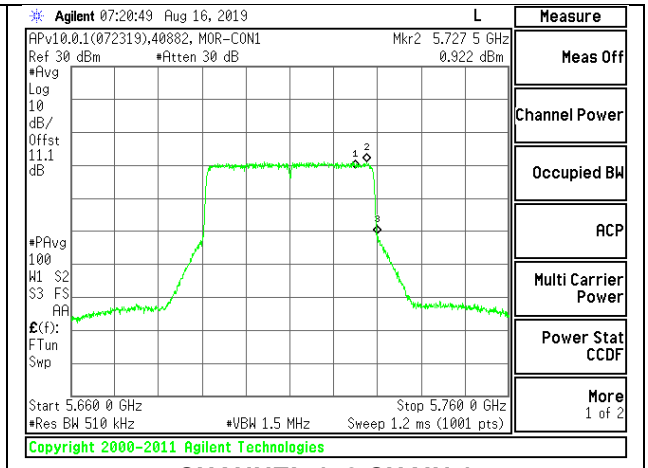


CHANNEL 142 CHAIN 1



UL LLC
12 Laboratory Dr., RTP, NC 27709; USA
TEL:(919) 549-1400
*This report shall not be reproduced except in full, without the written approval of UL LLC*

**2TX Antenna 1 + Antenna 2 OFDMA MODE – 242-Tones, RU Index 61**

**Antenna Gain and Limit**

| Channel | Frequency (MHz) | Directional Gain For Power (dBi) | Directional Gain For PSD (dBi) | Power Limit (dBm) | PSD Limit (dBm/ 1MHz) |
|---|---|---|---|---|---|
| Low | 5755 | 7.90 | 7.90 | 28.10 | 28.10 |
| High | 5795 | 7.90 | 7.90 | 28.10 | 28.10 |

| | | |
|---|---|---|
| Duty Cycle CF (dB) | 0.00 | Included in Calculations of Corr'd PSD |

**Output Power Results**

| Channel | Frequency (MHz) | Chain 0 Meas Power (dBm) | Chain 1 Meas Power (dBm) | Total Corr'd Power (dBm) | Power Limit (dBm) | Power Margin (dB) |
|---|---|---|---|---|---|---|
| Low | 5755 | 18.39 | 18.36 | 21.39 | 28.10 | -6.71 |
| 142 | 5710 | 18.46 | 18.32 | 21.40 | 29.54 | -8.14 |

**PSD Results**

| Channel | Frequency (MHz) | Chain 0 Meas PSD (dBm/ 500kHz) | Chain 1 Meas PSD (dBm/ 500kHz) | Total Corr'd PSD (dBm/ 500kHz) | PSD Limit (dBm/ 500kHz) | PSD Margin (dB) |
|---|---|---|---|---|---|---|
| Low | 5755 | 3.817 | 3.426 | 6.64 | 28.10 | -21.46 |
| High | 5795 | 3.699 | 4.082 | 6.91 | 28.10 | -21.19 |


UL LLC
12 Laboratory Dr., RTP, NC 27709; USA TEL:(919) 549-1400
*This report shall not be reproduced except in full, without the written approval of UL LLC*

## LOW CHANNEL

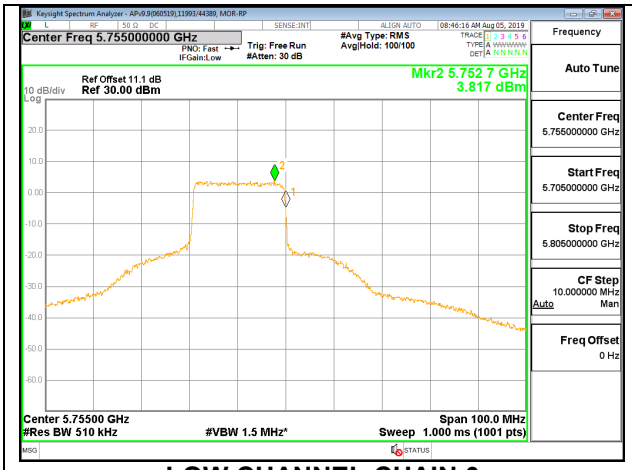


LOW CHANNEL CHAIN 0

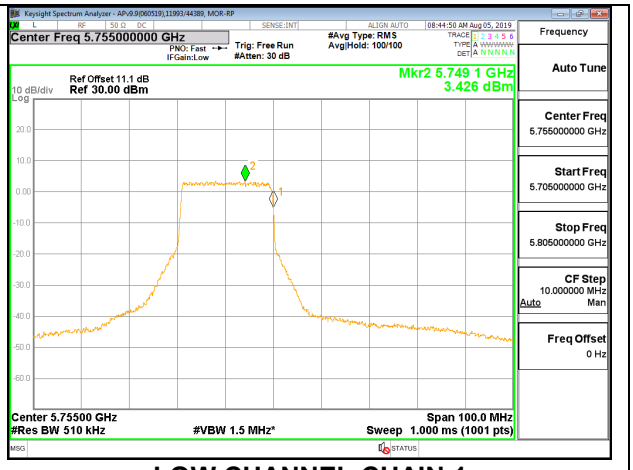


LOW CHANNEL CHAIN 1

## HIGH CHANNEL

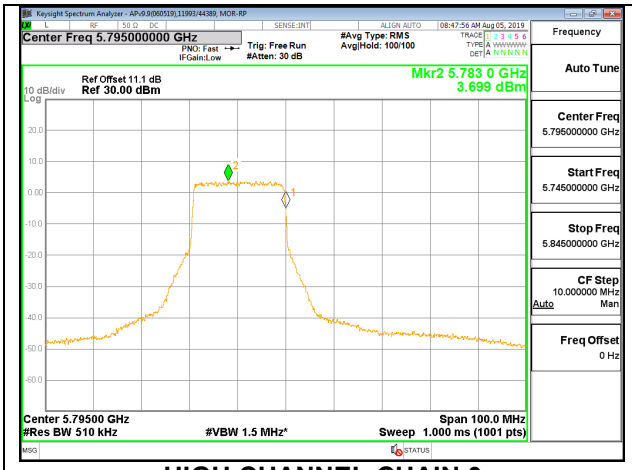


HIGH CHANNEL CHAIN 0

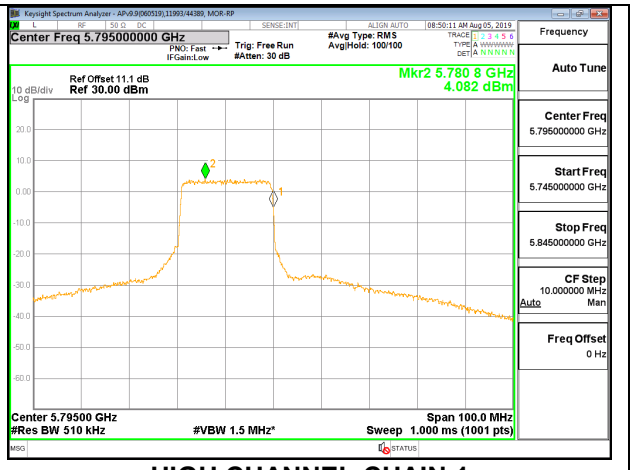


HIGH CHANNEL CHAIN 1



UL LLC
12 Laboratory Dr., RTP, NC 27709; USA
TEL:(919) 549-1400

*This report shall not be reproduced except in full, without the written approval of UL LLC*

**2TX Antenna 1 + Antenna 2 OFDMA MODE – 242-Tones, RU Index 62**

**Antenna Gain and Limit**

| Channel | Frequency (MHz) | Directional Gain For Power (dBi) | Directional Gain For PSD (dBi) | Power Limit (dBm) | PSD Limit (dBm/ 1MHz) |
|---|---|---|---|---|---|
| Low | 5755 | 7.90 | 7.90 | 28.10 | 28.10 |
| High | 5795 | 7.90 | 7.90 | 28.10 | 28.10 |
| 142 | 5710 | 7.90 | 7.90 | 28.10 | 28.10 |

| | | |
|---|---|---|
| Duty Cycle CF (dB) | 0.00 | Included in Calculations of Corr'd PSD |

**Output Power Results**

| Channel | Frequency (MHz) | Chain 0 Meas Power (dBm) | Chain 1 Meas Power (dBm) | Total Corr'd Power (dBm) | Power Limit (dBm) | Power Margin (dB) |
|---|---|---|---|---|---|---|
| Low | 5755 | 18.37 | 18.32 | 21.36 | 28.10 | -6.74 |
| High | 5795 | 18.35 | 18.42 | 21.40 | 28.10 | -6.70 |
| 142 | 5710 | 17.76 | 17.84 | 20.81 | 28.10 | -7.29 |

**PSD Results**

| Channel | Frequency (MHz) | Chain 0 Meas PSD (dBm/ 500kHz) | Chain 1 Meas PSD (dBm/ 500kHz) | Total Corr'd PSD (dBm/ 500kHz) | PSD Limit (dBm/ 500kHz) | PSD Margin (dB) |
|---|---|---|---|---|---|---|
| Low | 5755 | 4.342 | 3.746 | 7.06 | 28.10 | -21.04 |
| High | 5795 | 3.793 | 3.385 | 6.60 | 28.10 | -21.50 |
| 142 | 5710 | 3.244 | 3.475 | 6.37 | 28.10 | -21.73 |


UL LLC
12 Laboratory Dr., RTP, NC 27709; USA TEL:(919) 549-1400
*This report shall not be reproduced except in full, without the written approval of UL LLC*

## LOW CHANNEL

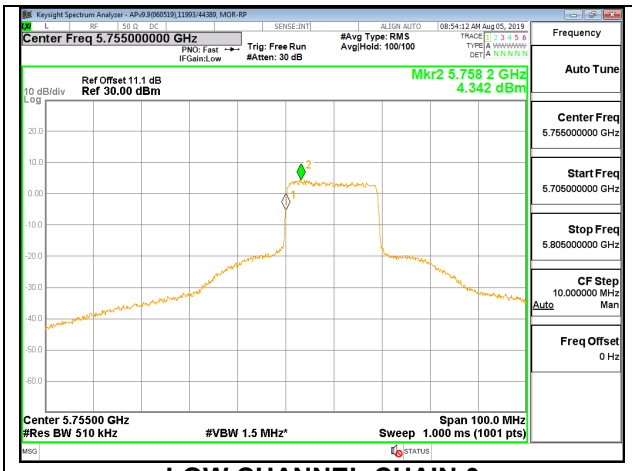


LOW CHANNEL CHAIN 0

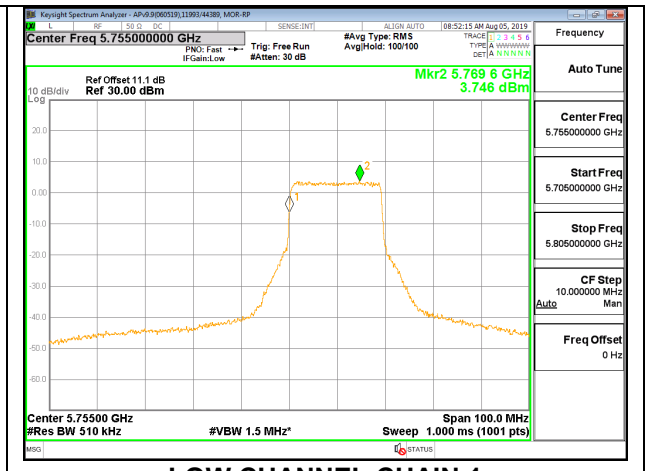


LOW CHANNEL CHAIN 1

## HIGH CHANNEL

HIGH CHANNEL CHAIN 0

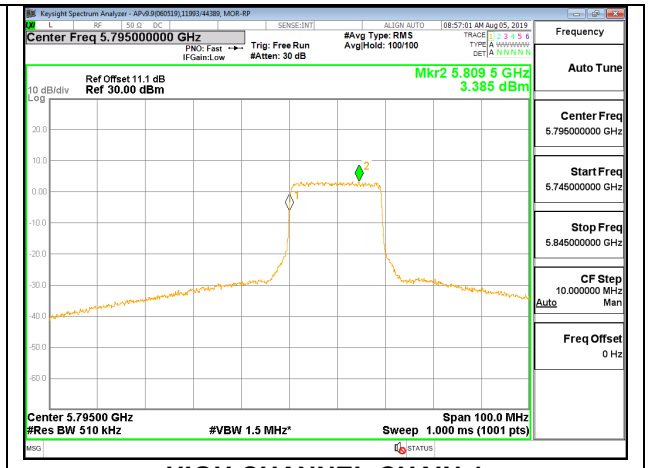


HIGH CHANNEL CHAIN 1

## CHANNEL 142

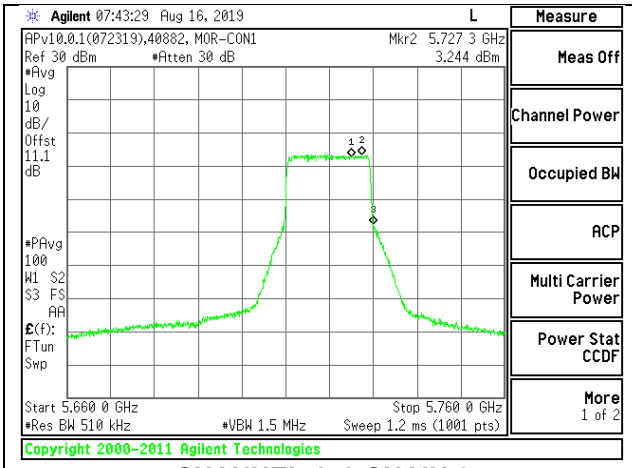


CHANNEL 142 CHAIN 0

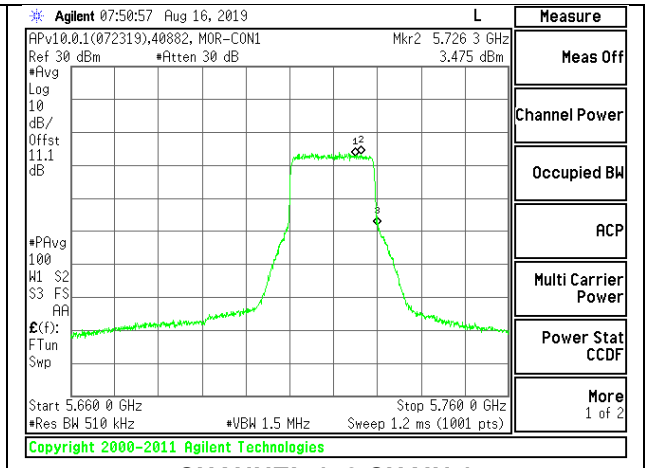


CHANNEL 142 CHAIN 1



UL LLC
12 Laboratory Dr., RTP, NC 27709; USA
TEL:(919) 549-1400
*This report shall not be reproduced except in full, without the written approval of UL LLC*

**2TX Antenna 1 + Antenna 2 OFDMA MODE – 106-Tones, RU Index 53**

**Antenna Gain and Limit**

| Channel | Frequency (MHz) | Directional Gain For Power (dBi) | Directional Gain For PSD (dBi) | Power Limit (dBm) | PSD Limit (dBm/ 1MHz) |
|---|---|---|---|---|---|
| Low | 5755 | 7.90 | 7.90 | 28.10 | 28.10 |
| High | 5795 | 7.90 | 7.90 | 28.10 | 28.10 |

| | | |
|---|---|---|
| Duty Cycle CF (dB) | 0.00 | Included in Calculations of Corr'd PSD |

**Output Power Results**

| Channel | Frequency (MHz) | Chain 0 Meas Power (dBm) | Chain 1 Meas Power (dBm) | Total Corr'd Power (dBm) | Power Limit (dBm) | Power Margin (dB) |
|---|---|---|---|---|---|---|
| Low | 5755 | 18.39 | 18.38 | 21.40 | 28.10 | -6.70 |
| High | 5795 | 18.54 | 18.42 | 21.49 | 28.10 | -6.61 |

**PSD Results**

| Channel | Frequency (MHz) | Chain 0 Meas PSD (dBm/ 500kHz) | Chain 1 Meas PSD (dBm/ 500kHz) | Total Corr'd PSD (dBm/ 500kHz) | PSD Limit (dBm/ 500kHz) | PSD Margin (dB) |
|---|---|---|---|---|---|---|
| Low | 5755 | 6.712 | 5.928 | 9.35 | 28.10 | -18.75 |
| High | 5795 | 6.567 | 7.237 | 9.93 | 28.10 | -18.17 |


UL LLC
12 Laboratory Dr., RTP, NC 27709; USA TEL:(919) 549-1400
*This report shall not be reproduced except in full, without the written approval of UL LLC*

## LOW CHANNEL

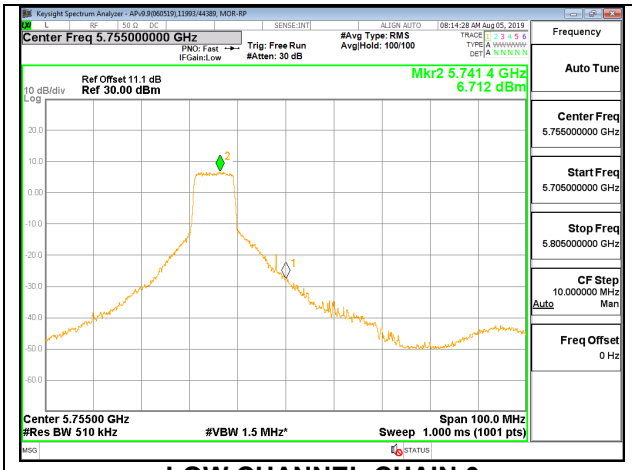


**LOW CHANNEL CHAIN 0**

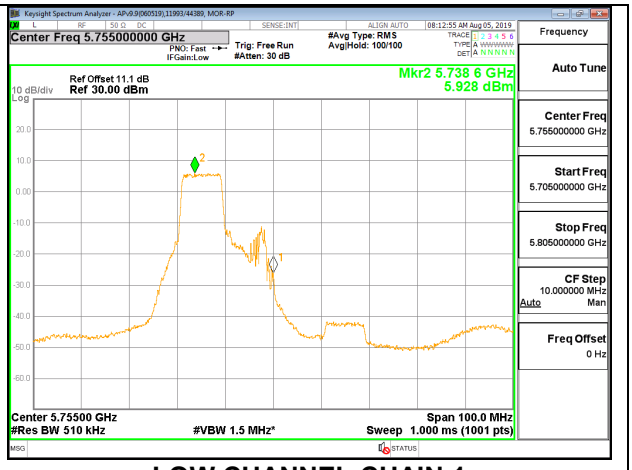


**LOW CHANNEL CHAIN 1**

## HIGH CHANNEL

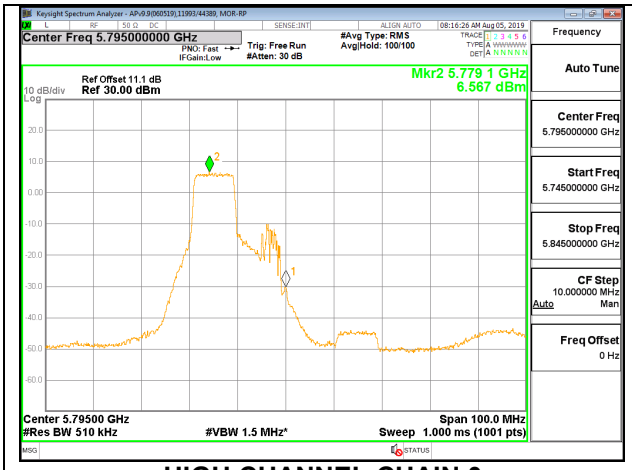


**HIGH CHANNEL CHAIN 0**

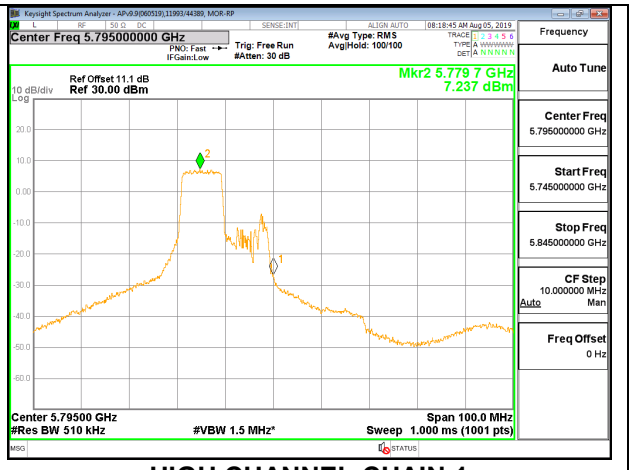


**HIGH CHANNEL CHAIN 1**



UL LLC
12 Laboratory Dr., RTP, NC 27709; USA
TEL:(919) 549-1400

*This report shall not be reproduced except in full, without the written approval of UL LLC*

**2TX Antenna 1 + Antenna 2 OFDMA MODE – 106-Tones, RU Index 54**

**Antenna Gain and Limit**

| Channel | Frequency (MHz) | Directional Gain For Power (dBi) | Directional Gain For PSD (dBi) | Power Limit (dBm) | PSD Limit (dBm/ 1MHz) |
|---|---|---|---|---|---|
| Low | 5755 | 7.90 | 7.90 | 28.10 | 28.10 |
| High | 5795 | 7.90 | 7.90 | 28.10 | 28.10 |

| | | |
|---|---|---|
| Duty Cycle CF (dB) | 0.00 | Included in Calculations of Corr'd PSD |

**Output Power Results**

| Channel | Frequency (MHz) | Chain 0 Meas Power (dBm) | Chain 1 Meas Power (dBm) | Total Corr'd Power (dBm) | Power Limit (dBm) | Power Margin (dB) |
|---|---|---|---|---|---|---|
| Low | 5755 | 18.45 | 18.41 | 21.44 | 28.10 | -6.66 |
| High | 5795 | 18.46 | 19.43 | 21.98 | 28.10 | -6.12 |

**PSD Results**

| Channel | Frequency (MHz) | Chain 0 Meas PSD (dBm/ 500kHz) | Chain 1 Meas PSD (dBm/ 500kHz) | Total Corr'd PSD (dBm/ 500kHz) | PSD Limit (dBm/ 500kHz) | PSD Margin (dB) |
|---|---|---|---|---|---|---|
| Low | 5755 | 7.129 | 7.110 | 10.13 | 28.10 | -17.97 |
| High | 5795 | 7.123 | 6.713 | 9.93 | 28.10 | -18.17 |


UL LLC
12 Laboratory Dr., RTP, NC 27709; USA TEL:(919) 549-1400
*This report shall not be reproduced except in full, without the written approval of UL LLC*

## LOW CHANNEL

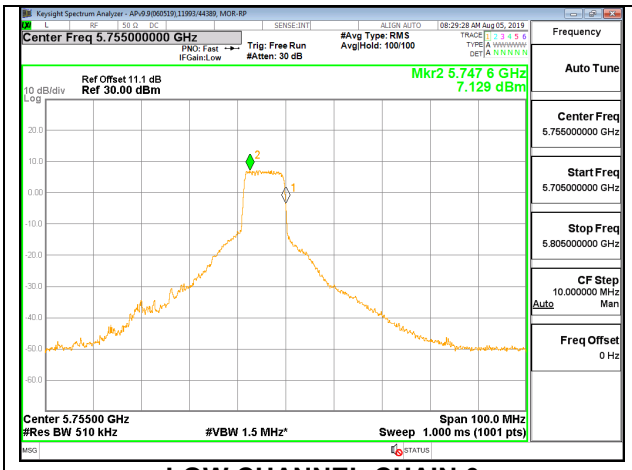


LOW CHANNEL CHAIN 0

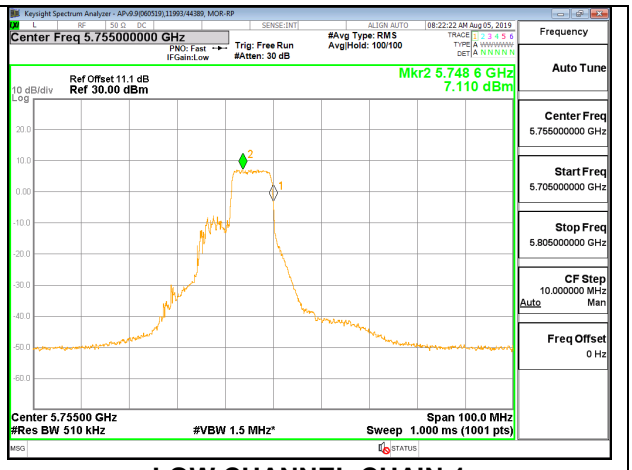


LOW CHANNEL CHAIN 1

## HIGH CHANNEL

HIGH CHANNEL CHAIN 0

HIGH CHANNEL CHAIN 1



UL LLC
12 Laboratory Dr., RTP, NC 27709; USA
TEL:(919) 549-1400

*This report shall not be reproduced except in full, without the written approval of UL LLC*

**2TX Antenna 1 + Antenna 2 OFDMA MODE – 106-Tones, RU Index 56**

**Antenna Gain and Limit**

| Channel | Frequency (MHz) | Directional Gain For Power (dBi) | Directional Gain For PSD (dBi) | Power Limit (dBm) | PSD Limit (dBm/ 1MHz) |
|---|---|---|---|---|---|
| Low | 5755 | 7.90 | 7.90 | 28.10 | 28.10 |
| High | 5795 | 7.90 | 7.90 | 28.10 | 28.10 |
| 142 | 5710 | 7.90 | 7.90 | 28.10 | 28.10 |

| | | |
|---|---|---|
| Duty Cycle CF (dB) | 0.00 | Included in Calculations of Corr'd PSD |

**Output Power Results**

| Channel | Frequency (MHz) | Chain 0 Meas Power (dBm) | Chain 1 Meas Power (dBm) | Total Corr'd Power (dBm) | Power Limit (dBm) | Power Margin (dB) |
|---|---|---|---|---|---|---|
| Low | 5755 | 18.43 | 18.37 | 21.41 | 28.10 | -6.69 |
| High | 5795 | 18.44 | 18.47 | 21.47 | 28.10 | -6.63 |
| 142 | 5710 | 15.45 | 15.44 | 18.46 | 28.10 | -9.64 |

**PSD Results**

| Channel | Frequency (MHz) | Chain 0 Meas PSD (dBm/ 500kHz) | Chain 1 Meas PSD (dBm/ 500kHz) | Total Corr'd PSD (dBm/ 500kHz) | PSD Limit (dBm/ 500kHz) | PSD Margin (dB) |
|---|---|---|---|---|---|---|
| Low | 5755 | 7.838 | 6.799 | 10.36 | 28.10 | -17.74 |
| High | 5795 | 8.294 | 5.367 | 10.08 | 28.10 | -18.02 |
| 142 | 5710 | 4.501 | 4.032 | 7.28 | 28.10 | -20.82 |


UL LLC
12 Laboratory Dr., RTP, NC 27709; USA TEL:(919) 549-1400
*This report shall not be reproduced except in full, without the written approval of UL LLC*

## LOW CHANNEL

LOW CHANNEL CHAIN 0

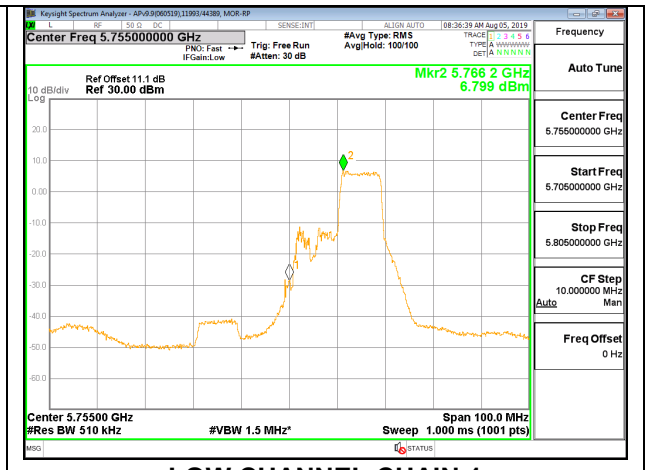


LOW CHANNEL CHAIN 1

## HIGH CHANNEL

HIGH CHANNEL CHAIN 0

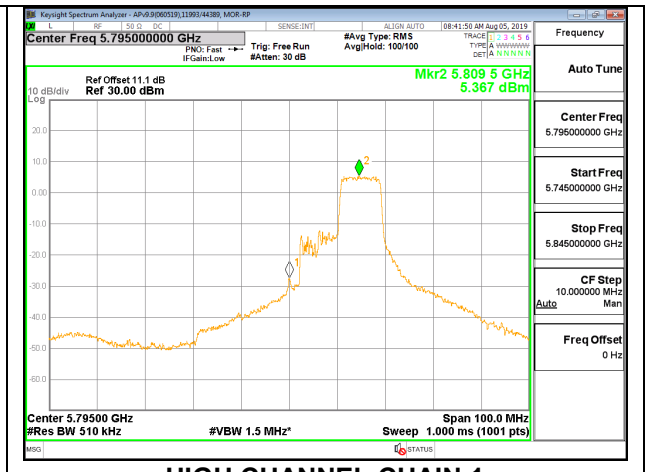


HIGH CHANNEL CHAIN 1

## CHANNEL 142

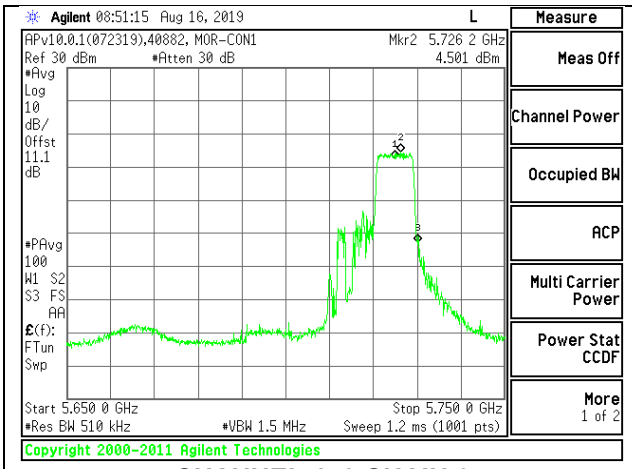


CHANNEL 142 CHAIN 0

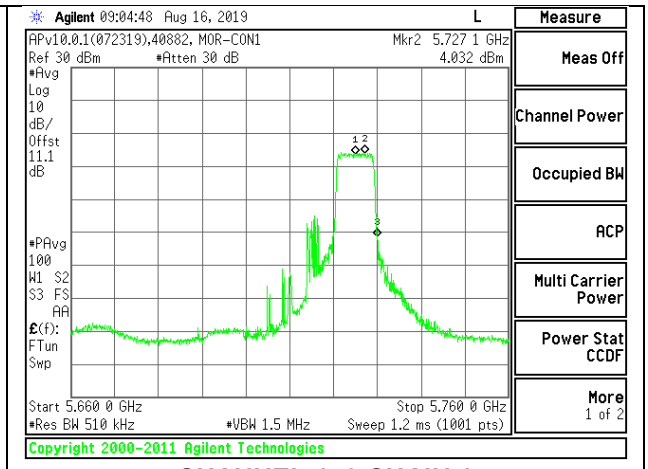


CHANNEL 142 CHAIN 1



UL LLC
12 Laboratory Dr., RTP, NC 27709; USA
TEL:(919) 549-1400

*This report shall not be reproduced except in full, without the written approval of UL LLC*

**2TX Antenna 1 + Antenna 2 OFDMA MODE – 52-Tones, RU Index 37**

**Antenna Gain and Limit**

| Channel | Frequency (MHz) | Directional Gain For Power (dBi) | Directional Gain For PSD (dBi) | Power Limit (dBm) | PSD Limit (dBm/ 1MHz) |
|---|---|---|---|---|---|
| Low | 5755 | 7.90 | 7.90 | 28.10 | 28.10 |
| High | 5795 | 7.90 | 7.90 | 28.10 | 28.10 |

| | | |
|---|---|---|
| Duty Cycle CF (dB) | 0.00 | Included in Calculations of Corr'd PSD |

**Output Power Results**

| Channel | Frequency (MHz) | Chain 0 Meas Power (dBm) | Chain 1 Meas Power (dBm) | Total Corr'd Power (dBm) | Power Limit (dBm) | Power Margin (dB) |
|---|---|---|---|---|---|---|
| Low | 5755 | 18.45 | 18.43 | 21.45 | 28.10 | -6.65 |
| High | 5795 | 18.45 | 18.39 | 21.43 | 28.10 | -6.67 |

**PSD Results**

| Channel | Frequency (MHz) | Chain 0 Meas PSD (dBm/ 500kHz) | Chain 1 Meas PSD (dBm/ 500kHz) | Total Corr'd PSD (dBm/ 500kHz) | PSD Limit (dBm/ 500kHz) | PSD Margin (dB) |
|---|---|---|---|---|---|---|
| Low | 5755 | 10.338 | 10.166 | 13.26 | 28.10 | -14.84 |
| High | 5795 | 9.569 | 10.219 | 12.92 | 28.10 | -15.18 |


UL LLC
12 Laboratory Dr., RTP, NC 27709; USA TEL:(919) 549-1400
*This report shall not be reproduced except in full, without the written approval of UL LLC*

## LOW CHANNEL

**LOW CHANNEL CHAIN 0**

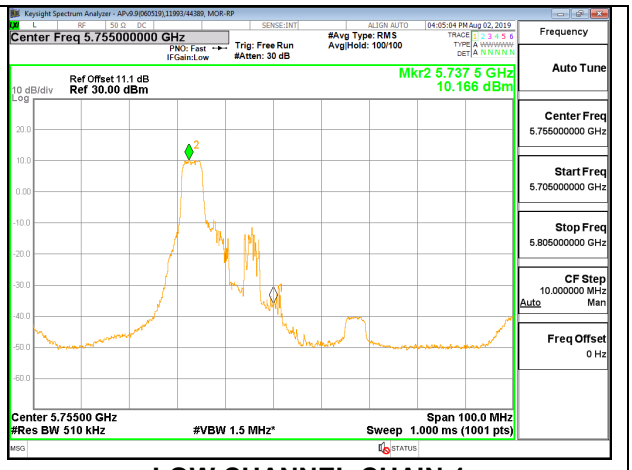


**LOW CHANNEL CHAIN 1**

## HIGH CHANNEL

**HIGH CHANNEL CHAIN 0**

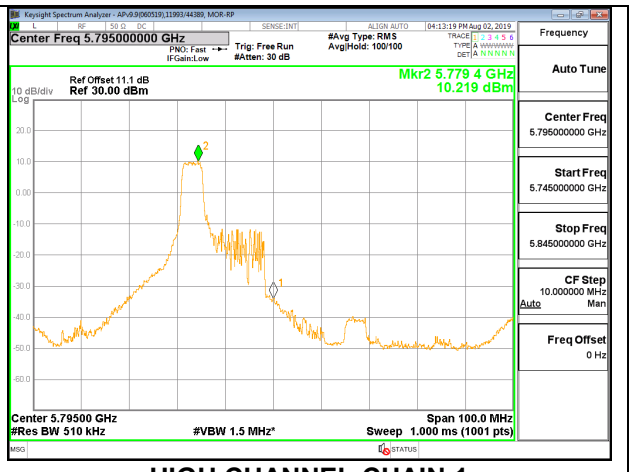


**HIGH CHANNEL CHAIN 1**



UL LLC
12 Laboratory Dr., RTP, NC 27709; USA
TEL:(919) 549-1400

*This report shall not be reproduced except in full, without the written approval of UL LLC*

**2TX Antenna 1 + Antenna 2 OFDMA MODE – 52-Tones, RU Index 40**

**Antenna Gain and Limit**

| Channel | Frequency (MHz) | Directional Gain For Power (dBi) | Directional Gain For PSD (dBi) | Power Limit (dBm) | PSD Limit (dBm/ 1MHz) |
|---|---|---|---|---|---|
| Low | 5755 | 7.90 | 7.90 | 28.10 | 28.10 |
| High | 5795 | 7.90 | 7.90 | 28.10 | 28.10 |

| | | |
|---|---|---|
| Duty Cycle CF (dB) | 0.00 | Included in Calculations of Corr'd PSD |

**Output Power Results**

| Channel | Frequency (MHz) | Chain 0 Meas Power (dBm) | Chain 1 Meas Power (dBm) | Total Corr'd Power (dBm) | Power Limit (dBm) | Power Margin (dB) |
|---|---|---|---|---|---|---|
| Low | 5755 | 18.41 | 18.34 | 21.39 | 28.10 | -6.71 |
| High | 5795 | 18.41 | 18.30 | 21.37 | 28.10 | -6.73 |

**PSD Results**

| Channel | Frequency (MHz) | Chain 0 Meas PSD (dBm/ 500kHz) | Chain 1 Meas PSD (dBm/ 500kHz) | Total Corr'd PSD (dBm/ 500kHz) | PSD Limit (dBm/ 500kHz) | PSD Margin (dB) |
|---|---|---|---|---|---|---|
| Low | 5755 | 10.043 | 10.122 | 13.09 | 28.10 | -15.01 |
| High | 5795 | 9.756 | 10.016 | 12.90 | 28.10 | -15.20 |


UL LLC
12 Laboratory Dr., RTP, NC 27709; USA TEL:(919) 549-1400
*This report shall not be reproduced except in full, without the written approval of UL LLC*

## LOW CHANNEL

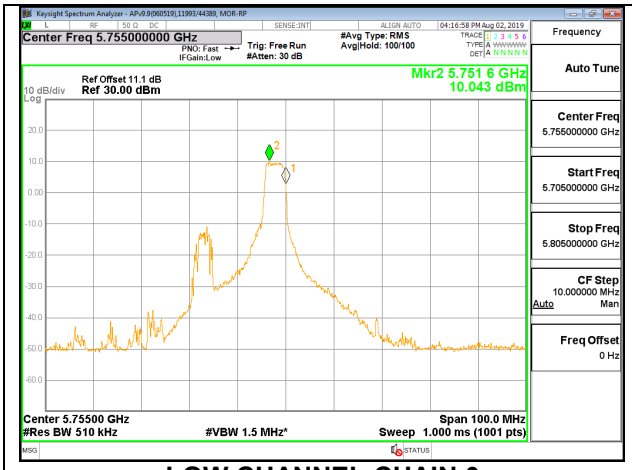


LOW CHANNEL CHAIN 0

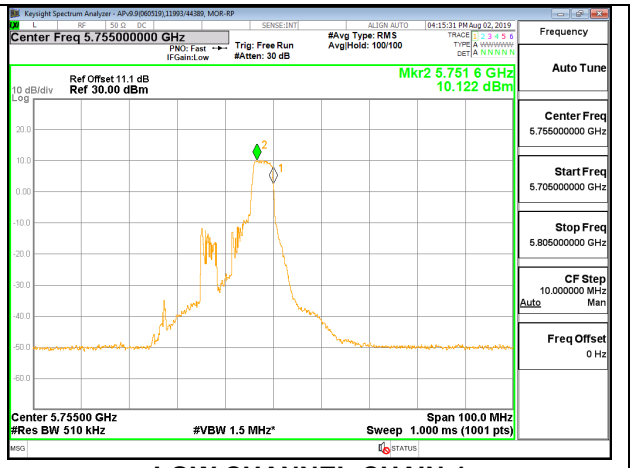


LOW CHANNEL CHAIN 1

## HIGH CHANNEL

HIGH CHANNEL CHAIN 0

HIGH CHANNEL CHAIN 1



UL LLC
12 Laboratory Dr., RTP, NC 27709; USA
TEL:(919) 549-1400

*This report shall not be reproduced except in full, without the written approval of UL LLC*

**2TX Antenna 1 + Antenna 2 OFDMA MODE – 52-Tones, RU Index 44**

**Antenna Gain and Limit**

| Channel | Frequency (MHz) | Directional Gain For Power (dBi) | Directional Gain For PSD (dBi) | Power Limit (dBm) | PSD Limit (dBm/ 1MHz) |
|---|---|---|---|---|---|
| Low | 5755 | 7.90 | 7.90 | 28.10 | 28.10 |
| High | 5795 | 7.90 | 7.90 | 28.10 | 28.10 |
| 142 | 5710 | 7.90 | 7.90 | 28.10 | 28.10 |

| | | |
|---|---|---|
| Duty Cycle CF (dB) | 0.00 | Included in Calculations of Corr'd PSD |

**Output Power Results**

| Channel | Frequency (MHz) | Chain 0 Meas Power (dBm) | Chain 1 Meas Power (dBm) | Total Corr'd Power (dBm) | Power Limit (dBm) | Power Margin (dB) |
|---|---|---|---|---|---|---|
| Low | 5755 | 18.37 | 18.40 | 21.40 | 28.10 | -6.70 |
| High | 5795 | 18.45 | 18.46 | 21.47 | 28.10 | -6.63 |
| 142 | 5710 | 12.76 | 12.79 | 15.79 | 28.10 | -12.31 |

**PSD Results**

| Channel | Frequency (MHz) | Chain 0 Meas PSD (dBm/ 500kHz) | Chain 1 Meas PSD (dBm/ 500kHz) | Total Corr'd PSD (dBm/ 500kHz) | PSD Limit (dBm/ 500kHz) | PSD Margin (dB) |
|---|---|---|---|---|---|---|
| Low | 5755 | 9.611 | 10.263 | 12.96 | 28.10 | -15.14 |
| High | 5795 | 9.593 | 9.755 | 12.69 | 28.10 | -15.41 |
| 142 | 5710 | 3.864 | 3.730 | 6.81 | 28.10 | -21.29 |


UL LLC
12 Laboratory Dr., RTP, NC 27709; USA TEL:(919) 549-1400
*This report shall not be reproduced except in full, without the written approval of UL LLC*

## LOW CHANNEL

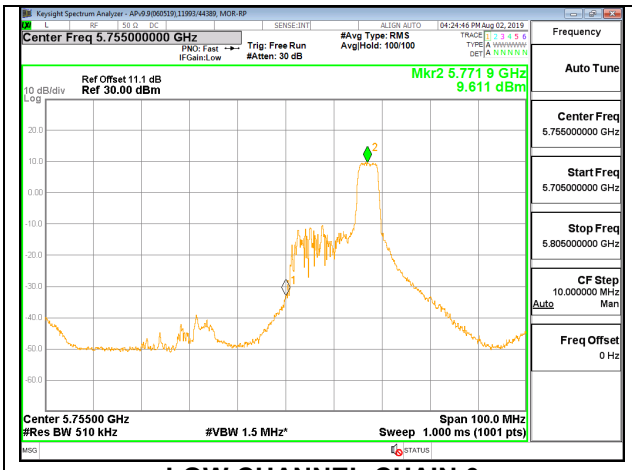


LOW CHANNEL CHAIN 0

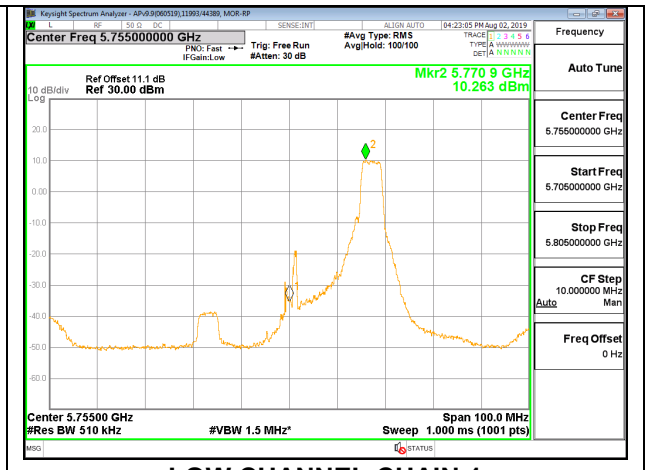


LOW CHANNEL CHAIN 1

## HIGH CHANNEL

HIGH CHANNEL CHAIN 0

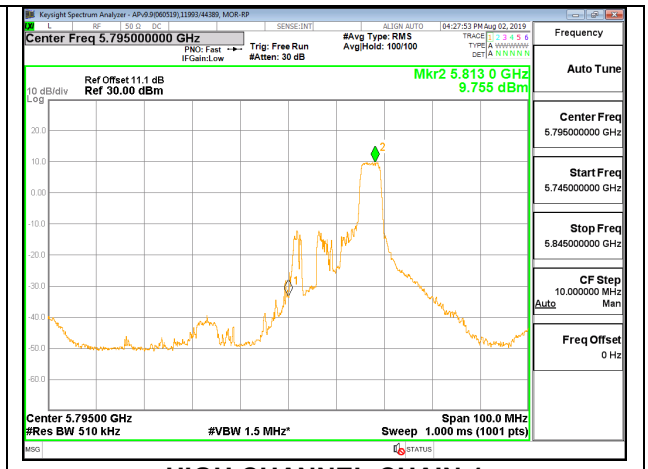


HIGH CHANNEL CHAIN 1

## CHANNEL 142

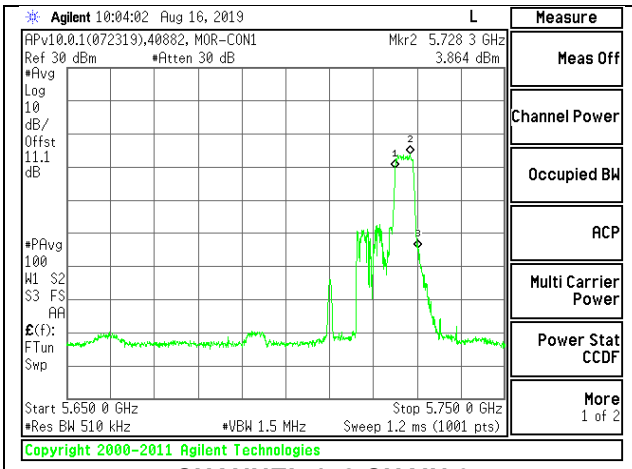


CHANNEL 142 CHAIN 0

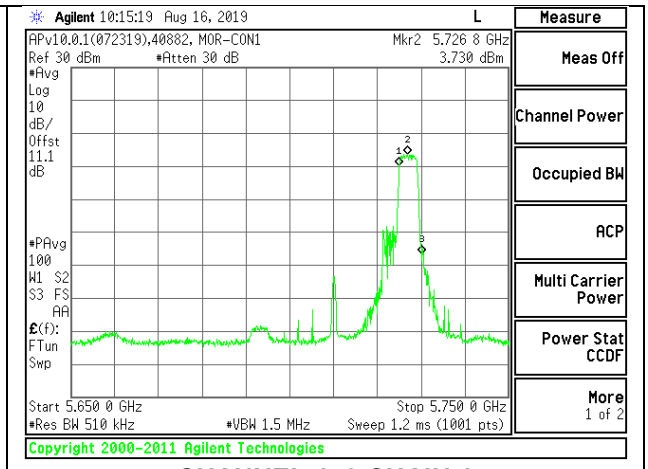


CHANNEL 142 CHAIN 1



UL LLC
12 Laboratory Dr., RTP, NC 27709; USA TEL:(919) 549-1400

*This report shall not be reproduced except in full, without the written approval of UL LLC*

**2TX Antenna 1 + Antenna 2 OFDMA MODE – 26-Tones, RU Index 0**

| Channel | Frequency (MHz) | Directional Gain For Power (dBi) | Directional Gain For PSD (dBi) | Power Limit (dBm) | PSD Limit (dBm/ 1MHz) |
|---|---|---|---|---|---|
| Low | 5755 | 7.90 | 7.90 | 28.10 | 28.10 |
| High | 5795 | 7.90 | 7.90 | 28.10 | 28.10 |

| | | |
|---|---|---|
| Duty Cycle CF (dB) | 0.00 | Included in Calculations of Corr'd PSD |

**Output Power Results**

| Channel | Frequency (MHz) | Chain 0 Meas Power (dBm) | Chain 1 Meas Power (dBm) | Total Corr'd Power (dBm) | Power Limit (dBm) | Power Margin (dB) |
|---|---|---|---|---|---|---|
| Low | 5755 | 18.29 | 18.20 | 21.26 | 28.10 | -6.84 |
| High | 5795 | 18.34 | 18.15 | 21.26 | 28.10 | -6.84 |

**PSD Results**

| Channel | Frequency (MHz) | Chain 0 Meas PSD (dBm/ 500kHz) | Chain 1 Meas PSD (dBm/ 500kHz) | Total Corr'd PSD (dBm/ 500kHz) | PSD Limit (dBm/ 500kHz) | PSD Margin (dB) |
|---|---|---|---|---|---|---|
| Low | 5755 | 12.194 | 12.707 | 15.47 | 28.10 | -12.63 |
| High | 5795 | 12.923 | 12.665 | 15.81 | 28.10 | -12.29 |


UL LLC
12 Laboratory Dr., RTP, NC 27709; USA TEL:(919) 549-1400
*This report shall not be reproduced except in full, without the written approval of UL LLC*

## LOW CHANNEL

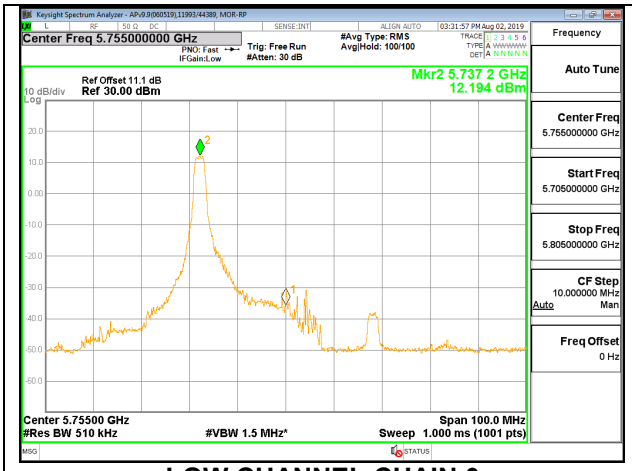


LOW CHANNEL CHAIN 0

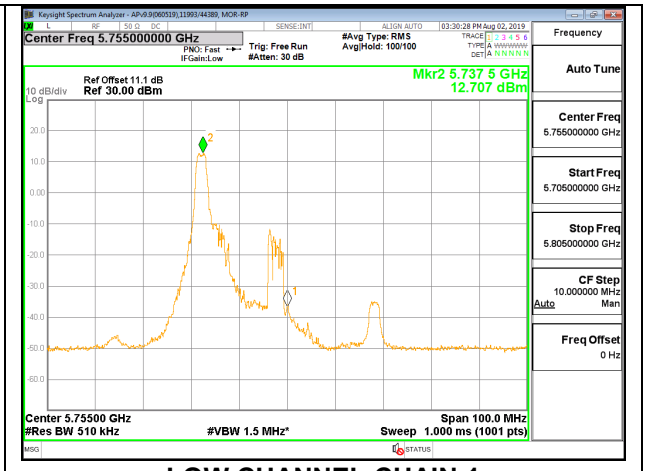


LOW CHANNEL CHAIN 1

## HIGH CHANNEL

HIGH CHANNEL CHAIN 0

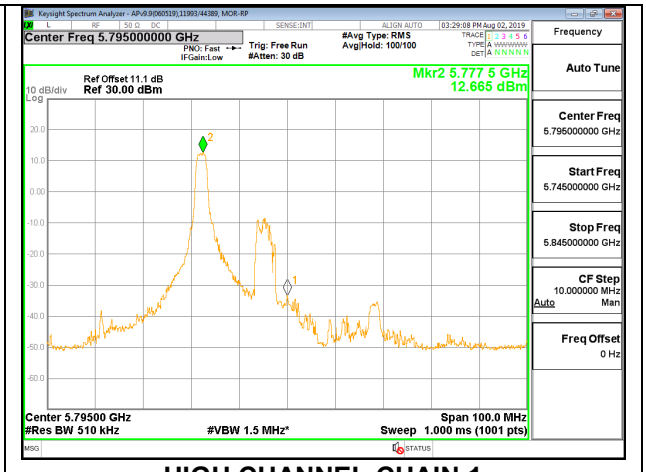


HIGH CHANNEL CHAIN 1


UL LLC
12 Laboratory Dr., RTP, NC 27709; USA TEL:(919) 549-1400
*This report shall not be reproduced except in full, without the written approval of UL LLC*

**2TX Antenna 1 + Antenna 2 OFDMA MODE – 26-Tones, RU Index 8**

**Antenna Gain and Limit**

| Channel | Frequency (MHz) | Directional Gain For Power (dBi) | Directional Gain For PSD (dBi) | Power Limit (dBm) | PSD Limit (dBm/ 1MHz) |
|---|---|---|---|---|---|
| Low | 5755 | 7.90 | 7.90 | 28.10 | 28.10 |
| High | 5795 | 7.90 | 7.90 | 28.10 | 28.10 |

| | | |
|---|---|---|
| Duty Cycle CF (dB) | 0.00 | Included in Calculations of Corr'd PSD |

**Output Power Results**

| Channel | Frequency (MHz) | Chain 0 Meas Power (dBm) | Chain 1 Meas Power (dBm) | Total Corr'd Power (dBm) | Power Limit (dBm) | Power Margin (dB) |
|---|---|---|---|---|---|---|
| Low | 5755 | 18.09 | 18.09 | 21.10 | 28.10 | -7.00 |
| High | 5795 | 18.06 | 18.05 | 21.07 | 28.10 | -7.03 |

**PSD Results**

| Channel | Frequency (MHz) | Chain 0 Meas PSD (dBm/ 500kHz) | Chain 1 Meas PSD (dBm/ 500kHz) | Total Corr'd PSD (dBm/ 500kHz) | PSD Limit (dBm/ 500kHz) | PSD Margin (dB) |
|---|---|---|---|---|---|---|
| Low | 5755 | 11.371 | 12.688 | 15.09 | 28.10 | -13.01 |
| High | 5795 | 12.743 | 12.025 | 15.41 | 28.10 | -12.69 |


UL LLC
12 Laboratory Dr., RTP, NC 27709; USA TEL:(919) 549-1400
*This report shall not be reproduced except in full, without the written approval of UL LLC*

## LOW CHANNEL

LOW CHANNEL CHAIN 0

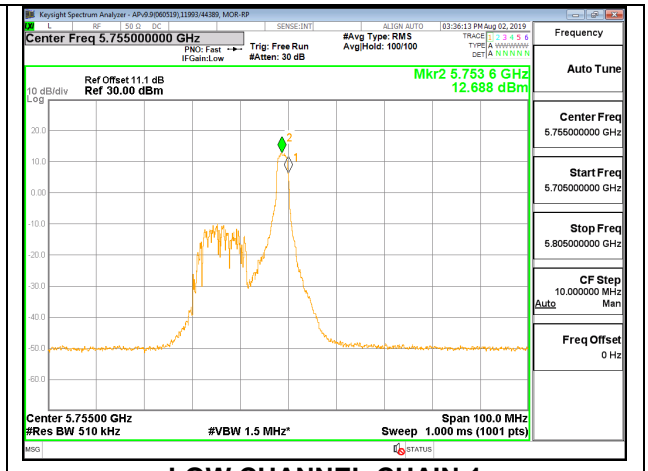


LOW CHANNEL CHAIN 1

## HIGH CHANNEL

HIGH CHANNEL CHAIN 0

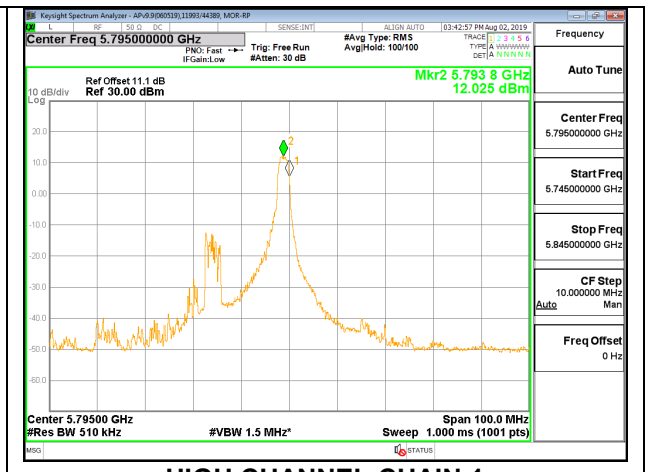


HIGH CHANNEL CHAIN 1



UL LLC
12 Laboratory Dr., RTP, NC 27709; USA
TEL:(919) 549-1400

*This report shall not be reproduced except in full, without the written approval of UL LLC*

**2TX Antenna 1 + Antenna 2 OFDMA MODE – 26-Tones, RU Index 17**

**Antenna Gain and Limit**

| Channel | Frequency (MHz) | Directional Gain For Power (dBi) | Directional Gain For PSD (dBi) | Power Limit (dBm) | PSD Limit (dBm/ 1MHz) |
|---|---|---|---|---|---|
| Low | 5755 | 7.90 | 7.90 | 28.10 | 28.10 |
| High | 5795 | 7.90 | 7.90 | 28.10 | 28.10 |
| 142 | 5710 | 7.90 | 7.90 | 28.10 | 28.10 |

| Duty Cycle CF (dB) | 0.00 | Included in Calculations of Corr'd PSD |
|---|---|---|

**Output Power Results**

| Channel | Frequency (MHz) | Chain 0 Meas Power (dBm) | Chain 1 Meas Power (dBm) | Total Corr'd Power (dBm) | Power Limit (dBm) | Power Margin (dB) |
|---|---|---|---|---|---|---|
| Low | 5755 | 18.27 | 18.26 | 21.28 | 28.10 | -6.82 |
| High | 5795 | 18.27 | 18.40 | 21.35 | 28.10 | -6.75 |
| 142 | 5710 | 12.76 | 12.79 | 15.79 | 28.10 | -12.31 |

**PSD Results**

| Channel | Frequency (MHz) | Chain 0 Meas PSD (dBm/ 500kHz) | Chain 1 Meas PSD (dBm/ 500kHz) | Total Corr'd PSD (dBm/ 500kHz) | PSD Limit (dBm/ 500kHz) | PSD Margin (dB) |
|---|---|---|---|---|---|---|
| Low | 5755 | 11.562 | 12.800 | 15.24 | 28.10 | -12.86 |
| High | 5795 | 11.535 | 13.002 | 15.34 | 28.10 | -12.76 |
| 142 | 5710 | 4.298 | 4.240 | 7.28 | 28.10 | -20.82 |


UL LLC
12 Laboratory Dr., RTP, NC 27709; USA TEL:(919) 549-1400
*This report shall not be reproduced except in full, without the written approval of UL LLC*

## LOW CHANNEL

LOW CHANNEL CHAIN 0

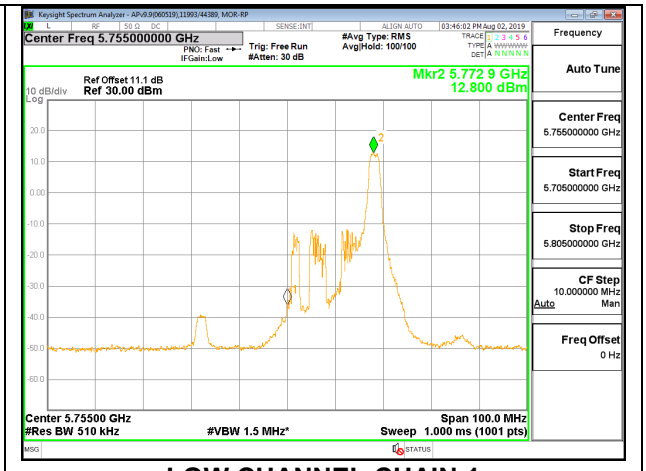


LOW CHANNEL CHAIN 1

## HIGH CHANNEL

HIGH CHANNEL CHAIN 0

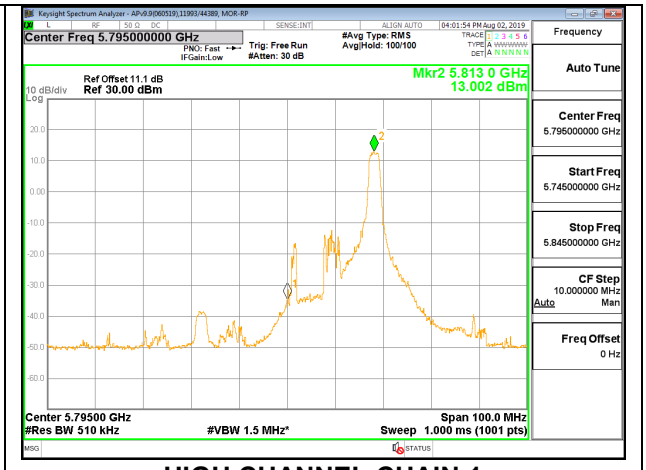


HIGH CHANNEL CHAIN 1

## CHANNEL 142

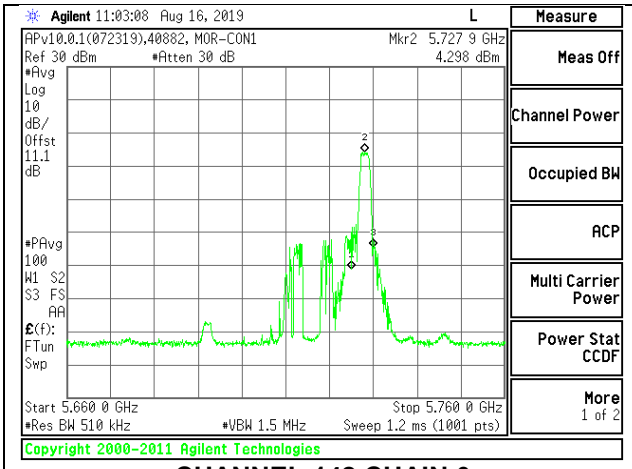


CHANNEL 142 CHAIN 0

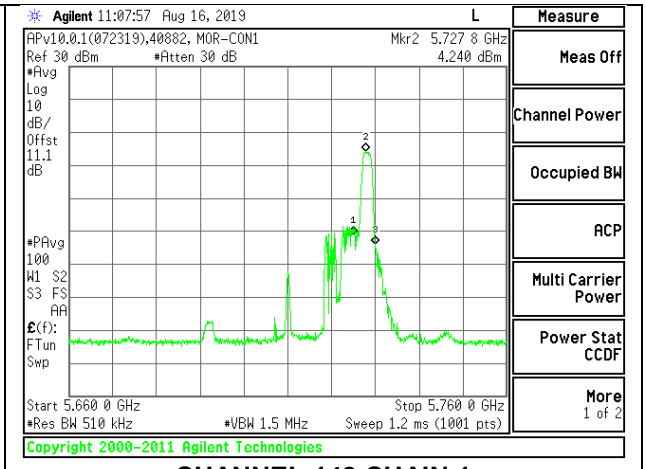


CHANNEL 142 CHAIN 1


*This report shall not be reproduced except in full, without the written approval of UL LLC*

## 9.4.3. 802.11ax HE80 MODE IN THE 5.8 GHz BAND

**2TX Antenna 1 + Antenna 2 SU MODE**

**Antenna Gain and Limit**

| Channel | Frequency (MHz) | Directional Gain For Power (dBi) | Directional Gain For PSD (dBi) | Power Limit (dBm) | PSD Limit (dBm/ 1MHz) |
|---|---|---|---|---|---|
| Mid | 5775 | 7.90 | 7.90 | 28.10 | 28.10 |
| 138 | 5690 | 7.90 | 7.90 | 28.10 | 28.10 |

| | | |
|---|---|---|
| Duty Cycle CF (dB) | 0.00 | Included in Calculations of Corr'd PSD |

**Output Power Results**

| Channel | Frequency (MHz) | Chain 0 Meas Power (dBm) | Chain 1 Meas Power (dBm) | Total Corr'd Power (dBm) | Power Limit (dBm) | Power Margin (dB) |
|---|---|---|---|---|---|---|
| Mid | 5775 | 18.41 | 18.46 | 21.45 | 28.10 | -6.65 |
| 138 | 5690 | 15.93 | 16.07 | 19.01 | 28.10 | -9.09 |

**PSD Results**

| Channel | Frequency (MHz) | Chain 0 Meas PSD (dBm/ 1MHz) | Chain 1 Meas PSD (dBm/ 1MHz) | Total Corr'd PSD (dBm/ 1MHz) | PSD Limit (dBm/ 1MHz) | PSD Margin (dB) |
|---|---|---|---|---|---|---|
| Mid | 5775 | -2.034 | -2.096 | 0.95 | 28.10 | -27.15 |
| 138 | 5690 | -4.472 | -4.388 | -1.42 | 28.10 | -29.52 |


UL LLC
12 Laboratory Dr., RTP, NC 27709; USA TEL:(919) 549-1400
*This report shall not be reproduced except in full, without the written approval of UL LLC*

## MID CHANNEL

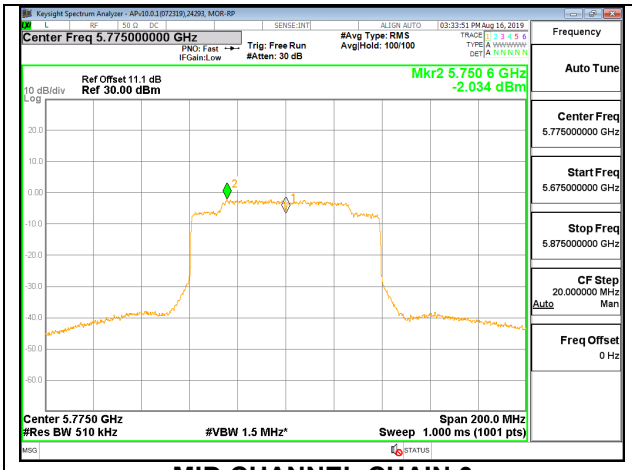


MID CHANNEL CHAIN 0

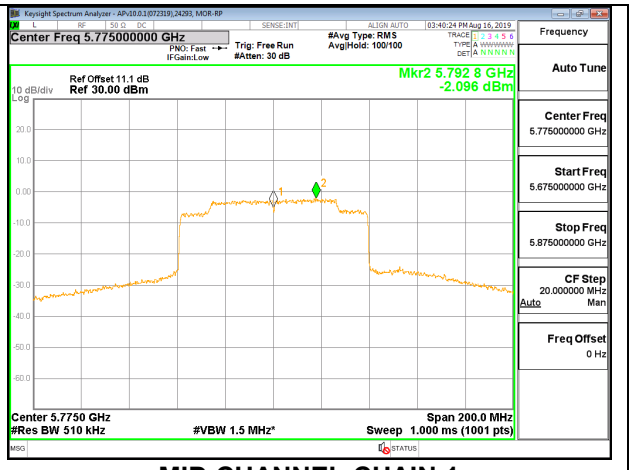


MID CHANNEL CHAIN 1

## CHANNEL 138

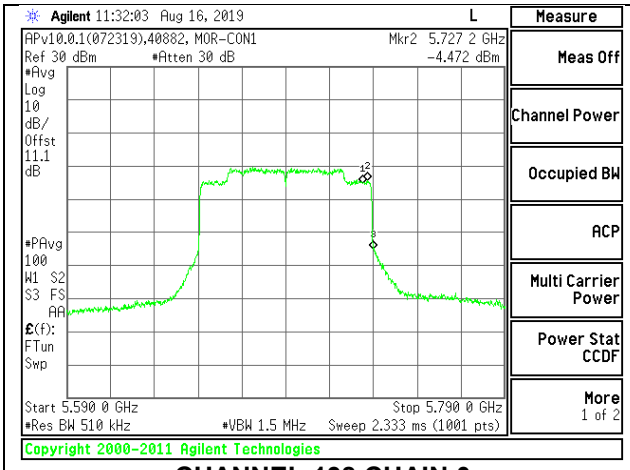


CHANNEL 138 CHAIN 0

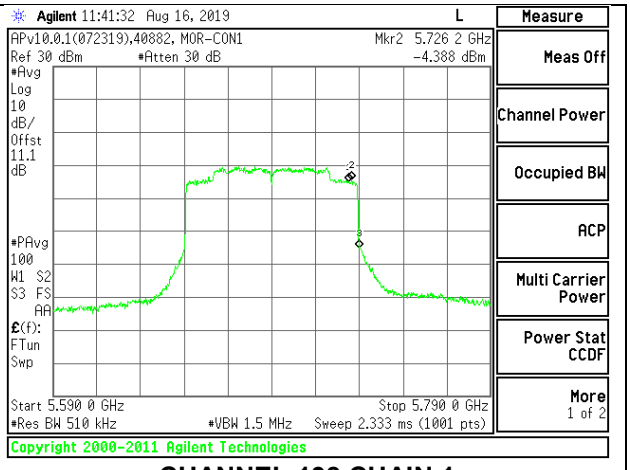


CHANNEL 138 CHAIN 1


UL LLC
12 Laboratory Dr., RTP, NC 27709; USA TEL:(919) 549-1400
*This report shall not be reproduced except in full, without the written approval of UL LLC*

**2TX Antenna 1 + Antenna 2 OFDMA MODE – 996-Tones, RU Index 67**

**Antenna Gain and Limit**

| Channel | Frequency (MHz) | Directional Gain For Power (dBi) | Directional Gain For PSD (dBi) | Power Limit (dBm) | PSD Limit (dBm/ 1MHz) |
|---|---|---|---|---|---|
| Mid | 5775 | 7.90 | 7.90 | 28.10 | 28.10 |
| 138 | 5690 | 7.90 | 7.90 | 28.10 | 28.10 |

| | | |
|---|---|---|
| Duty Cycle CF (dB) | 0.00 | Included in Calculations of Corr'd PSD |

**Output Power Results**

| Channel | Frequency (MHz) | Chain 0 Meas Power (dBm) | Chain 1 Meas Power (dBm) | Total Corr'd Power (dBm) | Power Limit (dBm) | Power Margin (dB) |
|---|---|---|---|---|---|---|
| Mid | 5775 | 18.42 | 18.47 | 21.46 | 28.10 | -6.64 |
| 138 | 5690 | 15.36 | 15.55 | 18.47 | 28.10 | -9.63 |

**PSD Results**

| Channel | Frequency (MHz) | Chain 0 Meas PSD (dBm/ 1MHz) | Chain 1 Meas PSD (dBm/ 1MHz) | Total Corr'd PSD (dBm/ 1MHz) | PSD Limit (dBm/ 1MHz) | PSD Margin (dB) |
|---|---|---|---|---|---|---|
| Mid | 5775 | -0.634 | -1.571 | 1.93 | 28.10 | -26.17 |
| 138 | 5690 | -4.127 | -3.960 | -1.03 | 28.10 | -29.13 |


UL LLC
12 Laboratory Dr., RTP, NC 27709; USA TEL:(919) 549-1400
*This report shall not be reproduced except in full, without the written approval of UL LLC*

## MID CHANNEL

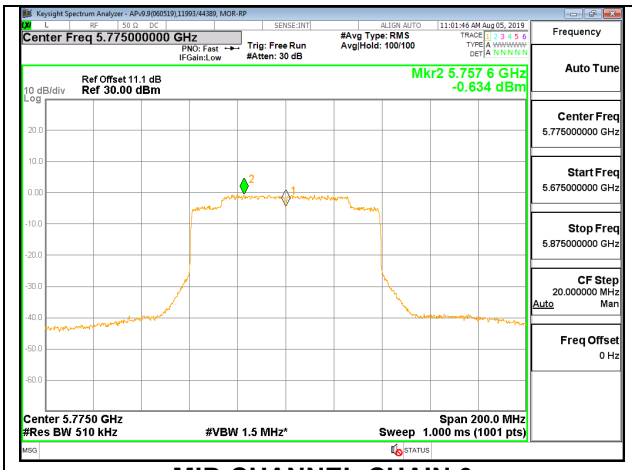


**MID CHANNEL CHAIN 0**

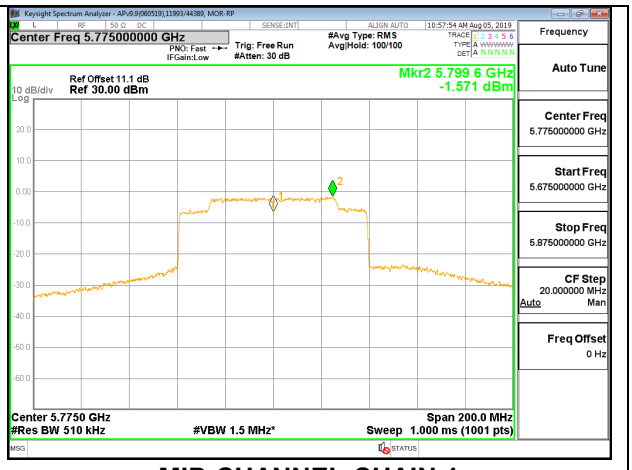


**MID CHANNEL CHAIN 1**

## CHANNEL 138

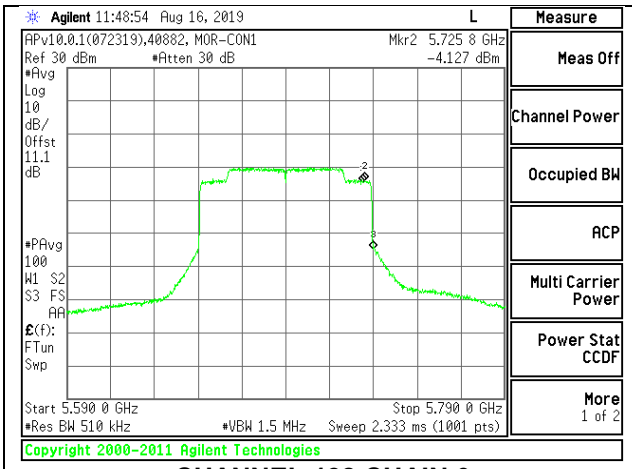


**CHANNEL 138 CHAIN 0**

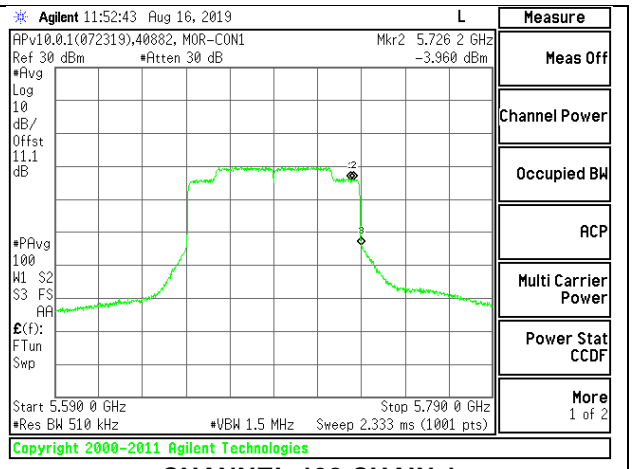


**CHANNEL 138 CHAIN 1**



UL LLC
12 Laboratory Dr., RTP, NC 27709; USA TEL:(919) 549-1400

*This report shall not be reproduced except in full, without the written approval of UL LLC*

**2TX Antenna 1 + Antenna 2 OFDMA MODE – 484-Tones, RU Index 65**

**Antenna Gain and Limit**

| Channel | Frequency (MHz) | Directional Gain For Power (dBi) | Directional Gain For PSD (dBi) | Power Limit (dBm) | PSD Limit (dBm/ 1MHz) |
|---|---|---|---|---|---|
| Mid | 5775 | 7.90 | 7.90 | 28.10 | 28.10 |

| | | |
|---|---|---|
| Duty Cycle CF (dB) | 0.00 | Included in Calculations of Corr'd PSD |

**Output Power Results**

| Channel | Frequency (MHz) | Chain 0 Meas Power (dBm) | Chain 1 Meas Power (dBm) | Total Corr'd Power (dBm) | Power Limit (dBm) | Power Margin (dB) |
|---|---|---|---|---|---|---|
| Mid | 5775 | 18.41 | 18.46 | 21.45 | 28.10 | -6.65 |

**PSD Results**

| Channel | Frequency (MHz) | Chain 0 Meas PSD (dBm/ 1MHz) | Chain 1 Meas PSD (dBm/ 1MHz) | Total Corr'd PSD (dBm/ 1MHz) | PSD Limit (dBm/ 1MHz) | PSD Margin (dB) |
|---|---|---|---|---|---|---|
| Mid | 5775 | 0.878 | 0.627 | 3.76 | 28.10 | -24.34 |


UL LLC
12 Laboratory Dr., RTP, NC 27709; USA TEL:(919) 549-1400
*This report shall not be reproduced except in full, without the written approval of UL LLC*

## MID CHANNEL

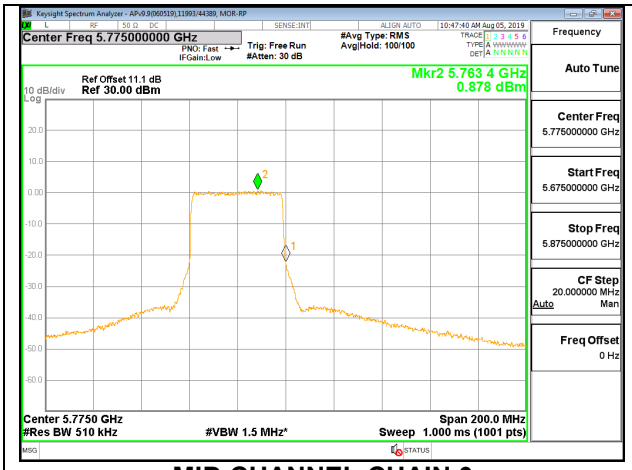


**MID CHANNEL CHAIN 0**

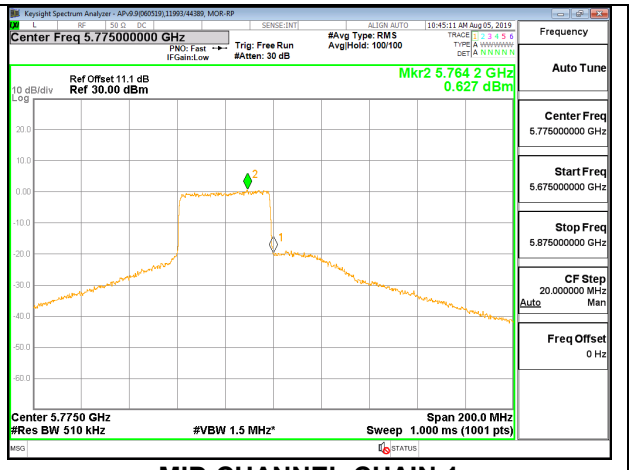


**MID CHANNEL CHAIN 1**



UL LLC
12 Laboratory Dr., RTP, NC 27709; USA TEL:(919) 549-1400
*This report shall not be reproduced except in full, without the written approval of UL LLC*

**2TX Antenna 1 + Antenna 2 OFDMA MODE – 484-Tones, RU Index 66**

**Antenna Gain and Limit**

| Channel | Frequency (MHz) | Directional Gain For Power (dBi) | Directional Gain For PSD (dBi) | Power Limit (dBm) | PSD Limit (dBm/ 1MHz) |
|---|---|---|---|---|---|
| Mid | 5775 | 7.90 | 7.90 | 28.10 | 28.10 |
| 138 | 5690 | 7.90 | 7.90 | 28.10 | 28.10 |

| | | |
|---|---|---|
| **Duty Cycle CF (dB)** | 0.00 | **Included in Calculations of Corr'd PSD** |

**Output Power Results**

| Channel | Frequency (MHz) | Chain 0 Meas Power (dBm) | Chain 1 Meas Power (dBm) | Total Corr'd Power (dBm) | Power Limit (dBm) | Power Margin (dB) |
|---|---|---|---|---|---|---|
| Mid | 5775 | 18.43 | 18.43 | 21.44 | 28.10 | -6.66 |
| 138 | 5690 | 15.27 | 15.46 | 18.38 | 28.10 | -9.72 |

**PSD Results**

| Channel | Frequency (MHz) | Chain 0 Meas PSD (dBm/ 1MHz) | Chain 1 Meas PSD (dBm/ 1MHz) | Total Corr'd PSD (dBm/ 1MHz) | PSD Limit (dBm/ 1MHz) | PSD Margin (dB) |
|---|---|---|---|---|---|---|
| Mid | 5775 | 0.650 | 0.304 | 3.49 | 28.10 | -24.61 |
| 138 | 5690 | -0.533 | -0.458 | 2.51 | 28.10 | -25.59 |


UL LLC
12 Laboratory Dr., RTP, NC 27709; USA TEL:(919) 549-1400
*This report shall not be reproduced except in full, without the written approval of UL LLC*

## MID CHANNEL

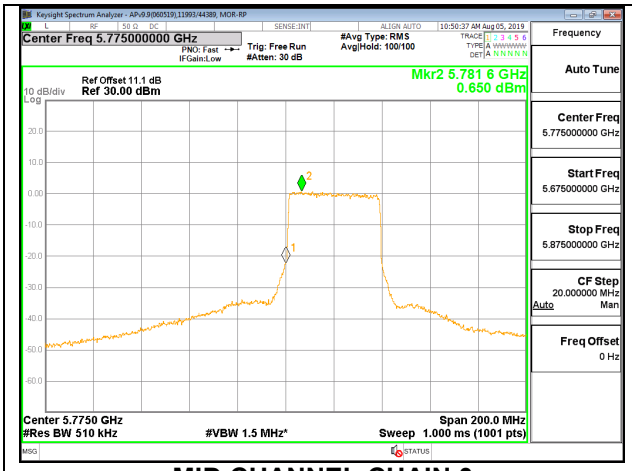


MID CHANNEL CHAIN 0

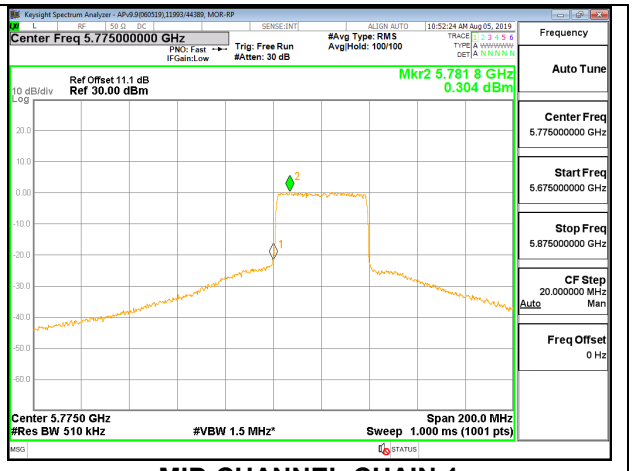


MID CHANNEL CHAIN 1

## CHANNEL 138

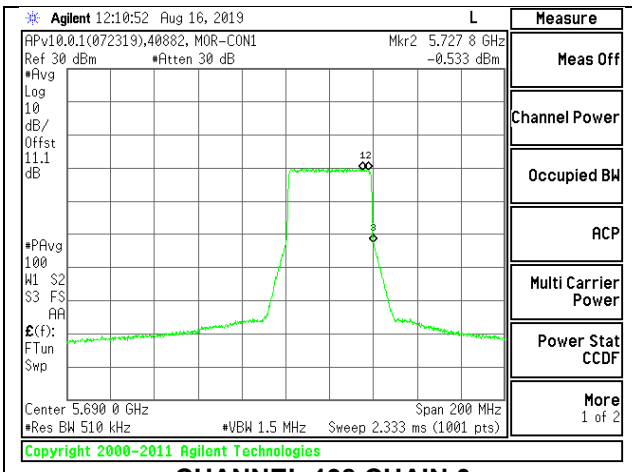


CHANNEL 138 CHAIN 0

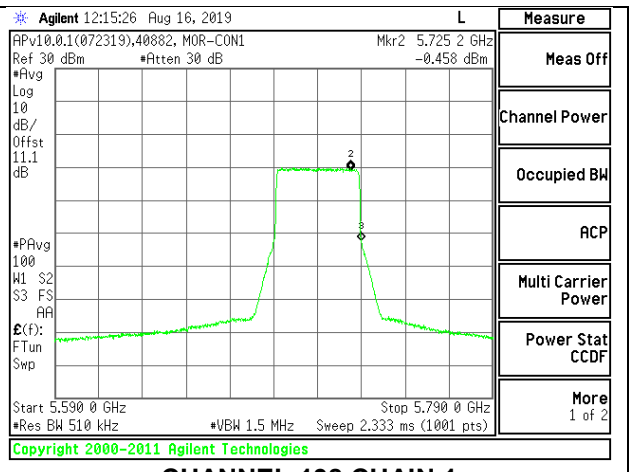


CHANNEL 138 CHAIN 1


UL LLC
12 Laboratory Dr., RTP, NC 27709; USA TEL:(919) 549-1400
*This report shall not be reproduced except in full, without the written approval of UL LLC*

**2TX Antenna 1 + Antenna 2 OFDMA MODE – 242-Tones, RU Index 61**

**Antenna Gain and Limit**

| Channel | Frequency (MHz) | Directional Gain For Power (dBi) | Directional Gain For PSD (dBi) | Power Limit (dBm) | PSD Limit (dBm/ 1MHz) |
|---|---|---|---|---|---|
| Mid | 5775 | 7.90 | 7.90 | 28.10 | 28.10 |

| | | |
|---|---|---|
| Duty Cycle CF (dB) | 0.00 | Included in Calculations of Corr'd PSD |

**Output Power Results**

| Channel | Frequency (MHz) | Chain 0 Meas Power (dBm) | Chain 1 Meas Power (dBm) | Total Corr'd Power (dBm) | Power Limit (dBm) | Power Margin (dB) |
|---|---|---|---|---|---|---|
| Mid | 5775 | 18.46 | 18.37 | 21.43 | 28.10 | -6.67 |

**PSD Results**

| Channel | Frequency (MHz) | Chain 0 Meas PSD (dBm/ 1MHz) | Chain 1 Meas PSD (dBm/ 1MHz) | Total Corr'd PSD (dBm/ 1MHz) | PSD Limit (dBm/ 1MHz) | PSD Margin (dB) |
|---|---|---|---|---|---|---|
| Mid | 5775 | 2.873 | 0.903 | 5.01 | 28.10 | -23.09 |


UL LLC
12 Laboratory Dr., RTP, NC 27709; USA TEL:(919) 549-1400
*This report shall not be reproduced except in full, without the written approval of UL LLC*

## MID CHANNEL

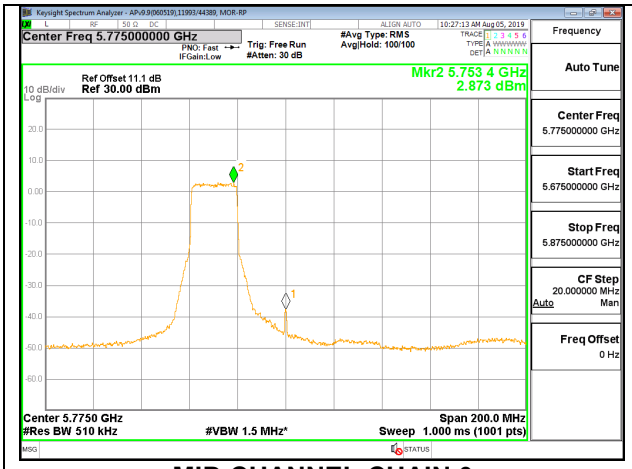


**MID CHANNEL CHAIN 0**

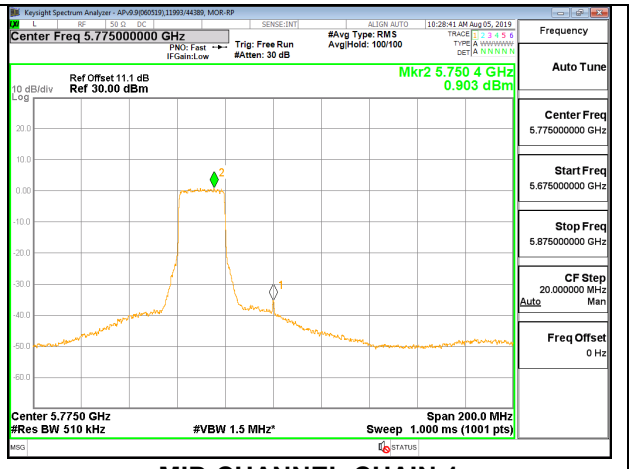


**MID CHANNEL CHAIN 1**


UL LLC
12 Laboratory Dr., RTP, NC 27709; USA TEL:(919) 549-1400
*This report shall not be reproduced except in full, without the written approval of UL LLC*

**2TX Antenna 1 + Antenna 2 OFDMA MODE – 242-Tones, RU Index 62**

**Antenna Gain and Limit**

| Channel | Frequency (MHz) | Directional Gain For Power (dBi) | Directional Gain For PSD (dBi) | Power Limit (dBm) | PSD Limit (dBm/ 1MHz) |
|---|---|---|---|---|---|
| Mid | 5775 | 7.90 | 7.90 | 28.10 | 28.10 |

| | | |
|---|---|---|
| Duty Cycle CF (dB) | 0.00 | Included in Calculations of Corr'd PSD |

**Output Power Results**

| Channel | Frequency (MHz) | Chain 0 Meas Power (dBm) | Chain 1 Meas Power (dBm) | Total Corr'd Power (dBm) | Power Limit (dBm) | Power Margin (dB) |
|---|---|---|---|---|---|---|
| Mid | 5775 | 18.99 | 19.12 | 22.07 | 28.10 | -6.03 |

**PSD Results**

| Channel | Frequency (MHz) | Chain 0 Meas PSD (dBm/ 1MHz) | Chain 1 Meas PSD (dBm/ 1MHz) | Total Corr'd PSD (dBm/ 1MHz) | PSD Limit (dBm/ 1MHz) | PSD Margin (dB) |
|---|---|---|---|---|---|---|
| Mid | 5775 | 3.992 | 4.141 | 7.08 | 28.10 | -21.02 |


UL LLC
12 Laboratory Dr., RTP, NC 27709; USA TEL:(919) 549-1400
*This report shall not be reproduced except in full, without the written approval of UL LLC*

## MID CHANNEL

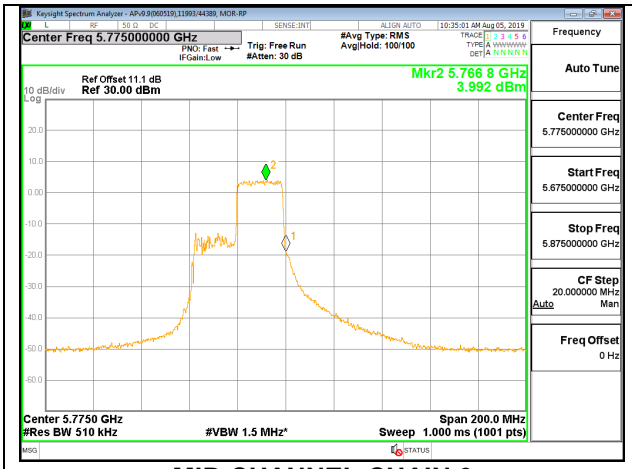


**MID CHANNEL CHAIN 0**

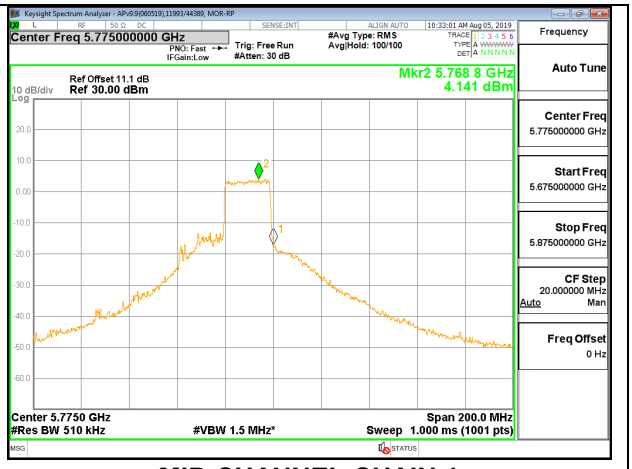


**MID CHANNEL CHAIN 1**



UL LLC
12 Laboratory Dr., RTP, NC 27709; USA TEL:(919) 549-1400

*This report shall not be reproduced except in full, without the written approval of UL LLC*

**2TX Antenna 1 + Antenna 2 OFDMA MODE – 242-Tones, RU Index 64**

**Antenna Gain and Limit**

| Channel | Frequency (MHz) | Directional Gain For Power (dBi) | Directional Gain For PSD (dBi) | Power Limit (dBm) | PSD Limit (dBm/ 1MHz) |
|---|---|---|---|---|---|
| Mid | 5775 | 7.90 | 7.90 | 28.10 | 28.10 |
| 138 | 5690 | 7.90 | 7.90 | 28.10 | 28.10 |

| | | |
|---|---|---|
| Duty Cycle CF (dB) | 0.00 | Included in Calculations of Corr'd PSD |

**Output Power Results**

| Channel | Frequency (MHz) | Chain 0 Meas Power (dBm) | Chain 1 Meas Power (dBm) | Total Corr'd Power (dBm) | Power Limit (dBm) | Power Margin (dB) |
|---|---|---|---|---|---|---|
| Mid | 5775 | 18.36 | 18.43 | 21.41 | 28.10 | -6.69 |
| 138 | 5690 | 17.79 | 17.40 | 20.61 | 28.10 | -7.49 |

**PSD Results**

| Channel | Frequency (MHz) | Chain 0 Meas PSD (dBm/ 1MHz) | Chain 1 Meas PSD (dBm/ 1MHz) | Total Corr'd PSD (dBm/ 1MHz) | PSD Limit (dBm/ 1MHz) | PSD Margin (dB) |
|---|---|---|---|---|---|---|
| Mid | 5775 | 3.328 | 3.411 | 6.38 | 28.10 | -21.72 |
| 138 | 5690 | 3.276 | 3.490 | 6.39 | 28.10 | -21.71 |


UL LLC
12 Laboratory Dr., RTP, NC 27709; USA TEL:(919) 549-1400
*This report shall not be reproduced except in full, without the written approval of UL LLC*

## MID CHANNEL

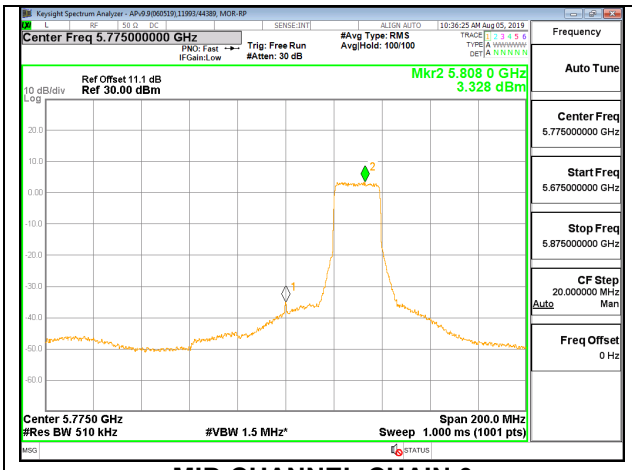


MID CHANNEL CHAIN 0

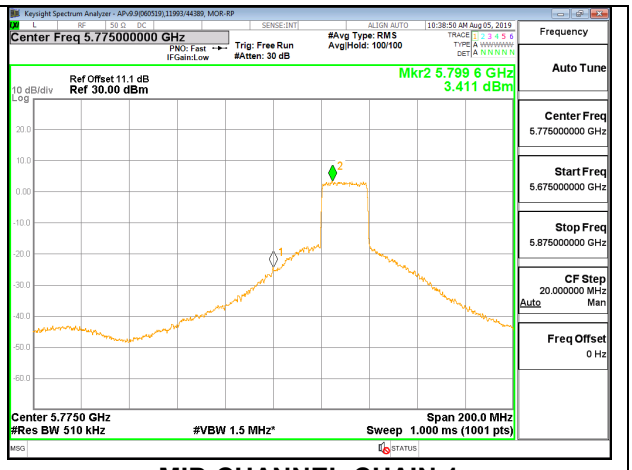


MID CHANNEL CHAIN 1

## CHANNEL 138

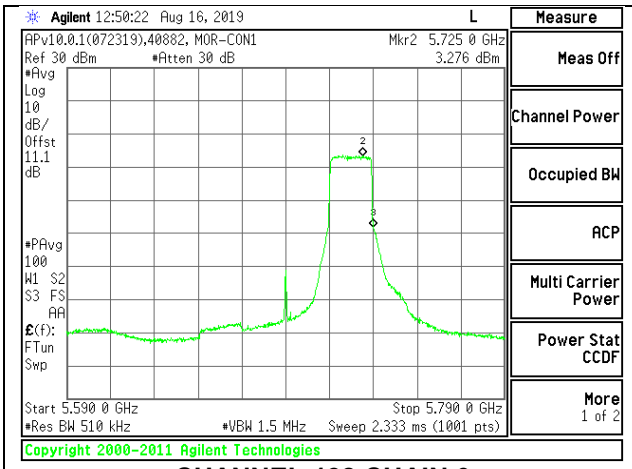


CHANNEL 138 CHAIN 0

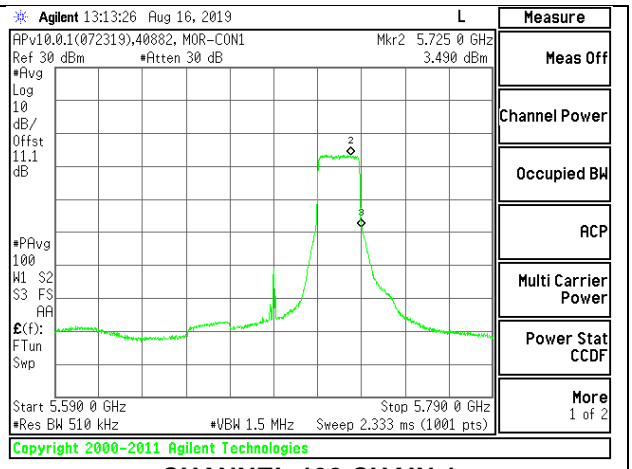


CHANNEL 138 CHAIN 1


UL LLC
12 Laboratory Dr., RTP, NC 27709; USA TEL:(919) 549-1400
*This report shall not be reproduced except in full, without the written approval of UL LLC*

**2TX Antenna 1 + Antenna 2 OFDMA MODE – 106-Tones, RU Index 53**

**Antenna Gain and Limit**

| Channel | Frequency (MHz) | Directional Gain For Power (dBi) | Directional Gain For PSD (dBi) | Power Limit (dBm) | PSD Limit (dBm/ 1MHz) |
|---|---|---|---|---|---|
| Mid | 5775 | 7.90 | 7.90 | 28.10 | 28.10 |

| | | |
|---|---|---|
| Duty Cycle CF (dB) | 0.00 | Included in Calculations of Corr'd PSD |

**Output Power Results**

| Channel | Frequency (MHz) | Chain 0 Meas Power (dBm) | Chain 1 Meas Power (dBm) | Total Corr'd Power (dBm) | Power Limit (dBm) | Power Margin (dB) |
|---|---|---|---|---|---|---|
| Mid | 5775 | 18.34 | 18.34 | 21.35 | 28.10 | -6.75 |

**PSD Results**

| Channel | Frequency (MHz) | Chain 0 Meas PSD (dBm/ 1MHz) | Chain 1 Meas PSD (dBm/ 1MHz) | Total Corr'd PSD (dBm/ 1MHz) | PSD Limit (dBm/ 1MHz) | PSD Margin (dB) |
|---|---|---|---|---|---|---|
| Mid | 5775 | 6.855 | 6.952 | 9.91 | 28.10 | -18.19 |


UL LLC
12 Laboratory Dr., RTP, NC 27709; USA TEL:(919) 549-1400
*This report shall not be reproduced except in full, without the written approval of UL LLC*

## MID CHANNEL

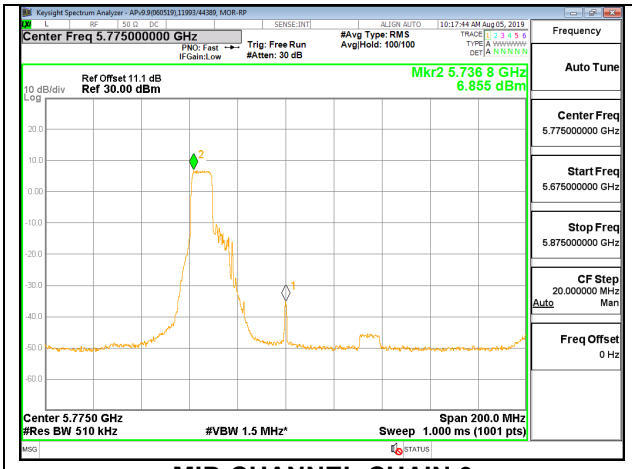


**MID CHANNEL CHAIN 0**

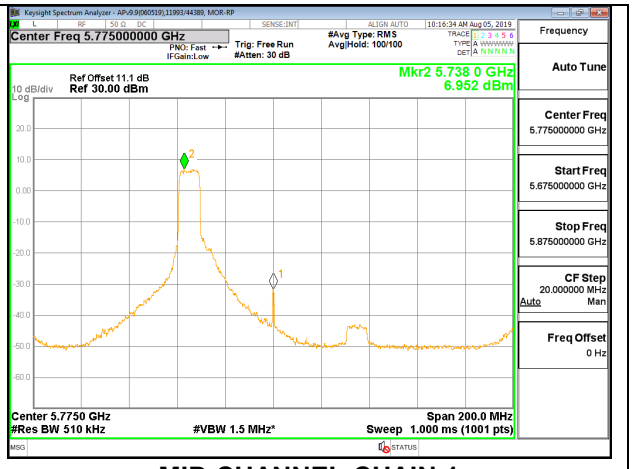


**MID CHANNEL CHAIN 1**


UL LLC
12 Laboratory Dr., RTP, NC 27709; USA TEL:(919) 549-1400
*This report shall not be reproduced except in full, without the written approval of UL LLC*

**2TX Antenna 1 + Antenna 2 OFDMA MODE – 106-Tones, RU Index 56**

**Antenna Gain and Limit**

| Channel | Frequency (MHz) | Directional Gain For Power (dBi) | Directional Gain For PSD (dBi) | Power Limit (dBm) | PSD Limit (dBm/ 1MHz) |
|---|---|---|---|---|---|
| Mid | 5775 | 7.90 | 7.90 | 28.10 | 28.10 |

| | | |
|---|---|---|
| Duty Cycle CF (dB) | 0.00 | Included in Calculations of Corr'd PSD |

**Output Power Results**

| Channel | Frequency (MHz) | Chain 0 Meas Power (dBm) | Chain 1 Meas Power (dBm) | Total Corr'd Power (dBm) | Power Limit (dBm) | Power Margin (dB) |
|---|---|---|---|---|---|---|
| Mid | 5775 | 18.43 | 18.46 | 21.46 | 28.10 | -6.64 |

**PSD Results**

| Channel | Frequency (MHz) | Chain 0 Meas PSD (dBm/ 1MHz) | Chain 1 Meas PSD (dBm/ 1MHz) | Total Corr'd PSD (dBm/ 1MHz) | PSD Limit (dBm/ 1MHz) | PSD Margin (dB) |
|---|---|---|---|---|---|---|
| Mid | 5775 | 6.677 | 6.746 | 9.72 | 28.10 | -18.38 |


UL LLC
12 Laboratory Dr., RTP, NC 27709; USA TEL:(919) 549-1400
*This report shall not be reproduced except in full, without the written approval of UL LLC*

## MID CHANNEL

**MID CHANNEL CHAIN 0**

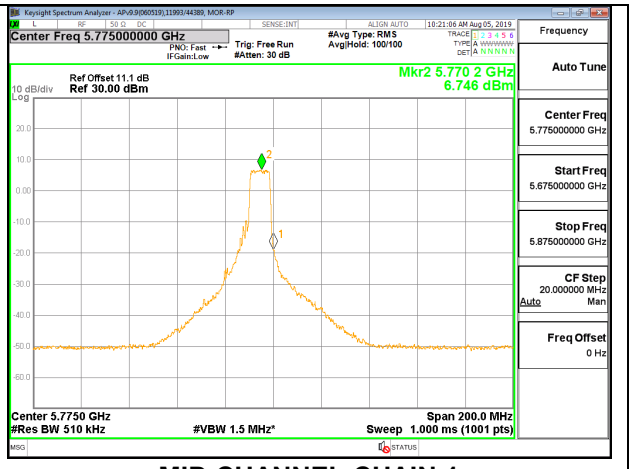


**MID CHANNEL CHAIN 1**


UL LLC
12 Laboratory Dr., RTP, NC 27709; USA TEL:(919) 549-1400
*This report shall not be reproduced except in full, without the written approval of UL LLC*

**2TX Antenna 1 + Antenna 2 OFDMA MODE – 106-Tones, RU Index 60**

**Antenna Gain and Limit**

| Channel | Frequency (MHz) | Directional Gain For Power (dBi) | Directional Gain For PSD (dBi) | Power Limit (dBm) | PSD Limit (dBm/ 1MHz) |
|---|---|---|---|---|---|
| Mid | 5775 | 7.90 | 7.90 | 28.10 | 28.10 |
| 138 | 5690 | 7.90 | 7.90 | 28.10 | 28.10 |

| | | |
|---|---|---|
| **Duty Cycle CF (dB)** | 0.00 | **Included in Calculations of Corr'd PSD** |

**Output Power Results**

| Channel | Frequency (MHz) | Chain 0 Meas Power (dBm) | Chain 1 Meas Power (dBm) | Total Corr'd Power (dBm) | Power Limit (dBm) | Power Margin (dB) |
|---|---|---|---|---|---|---|
| Mid | 5775 | 18.48 | 18.42 | 21.46 | 28.10 | -6.64 |
| 138 | 5690 | 12.24 | 12.25 | 15.26 | 28.10 | -12.84 |

**PSD Results**

| Channel | Frequency (MHz) | Chain 0 Meas PSD (dBm/ 1MHz) | Chain 1 Meas PSD (dBm/ 1MHz) | Total Corr'd PSD (dBm/ 1MHz) | PSD Limit (dBm/ 1MHz) | PSD Margin (dB) |
|---|---|---|---|---|---|---|
| Mid | 5775 | 6.688 | 6.605 | 9.66 | 28.10 | -18.44 |
| 138 | 5690 | 3.485 | 3.646 | 6.58 | 28.10 | -21.52 |


UL LLC
12 Laboratory Dr., RTP, NC 27709; USA TEL:(919) 549-1400
*This report shall not be reproduced except in full, without the written approval of UL LLC*

## MID CHANNEL

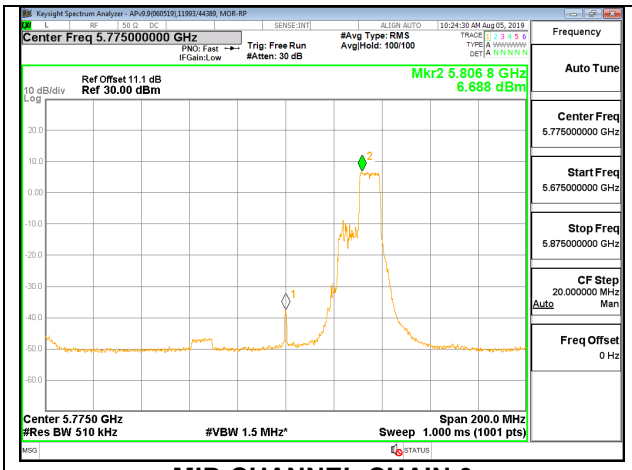


**MID CHANNEL CHAIN 0**

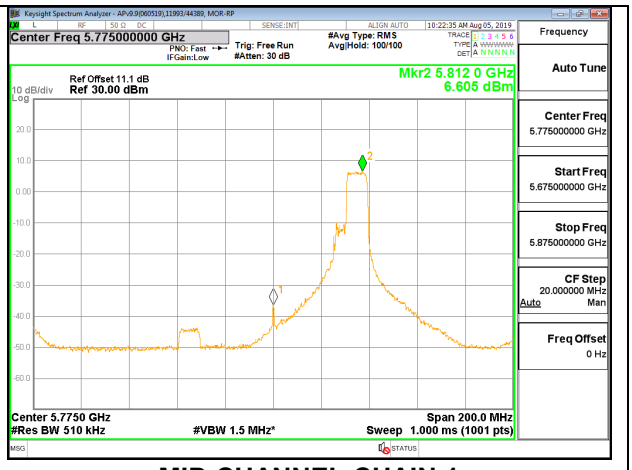


**MID CHANNEL CHAIN 1**

## CHANNEL 138

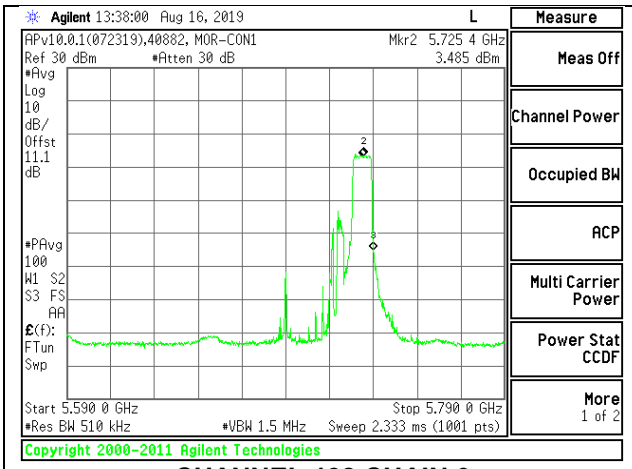


**CHANNEL 138 CHAIN 0**

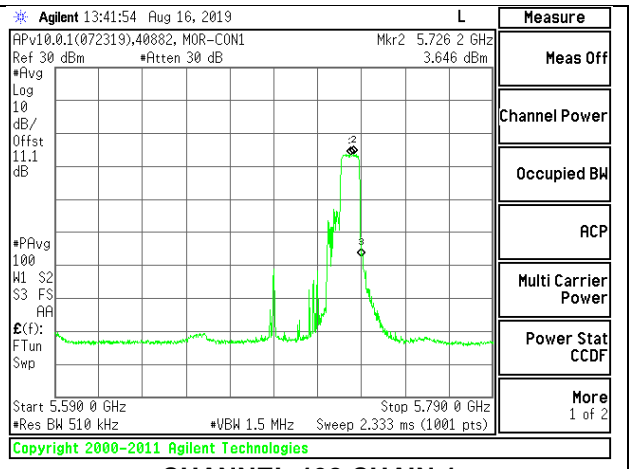


**CHANNEL 138 CHAIN 1**


UL LLC
12 Laboratory Dr., RTP, NC 27709; USA TEL:(919) 549-1400
*This report shall not be reproduced except in full, without the written approval of UL LLC*

**2TX Antenna 1 + Antenna 2 OFDMA MODE – 52-Tones, RU Index 37**

**Antenna Gain and Limit**

| Channel | Frequency (MHz) | Directional Gain For Power (dBi) | Directional Gain For PSD (dBi) | Power Limit (dBm) | PSD Limit (dBm/ 1MHz) |
|---|---|---|---|---|---|
| Mid | 5775 | 7.90 | 7.90 | 28.10 | 28.10 |

| | | |
|---|---|---|
| Duty Cycle CF (dB) | 0.00 | Included in Calculations of Corr'd PSD |

**Output Power Results**

| Channel | Frequency (MHz) | Chain 0 Meas Power (dBm) | Chain 1 Meas Power (dBm) | Total Corr'd Power (dBm) | Power Limit (dBm) | Power Margin (dB) |
|---|---|---|---|---|---|---|
| Mid | 5775 | 18.36 | 18.21 | 21.30 | 28.10 | -6.80 |

**PSD Results**

| Channel | Frequency (MHz) | Chain 0 Meas PSD (dBm/ 1MHz) | Chain 1 Meas PSD (dBm/ 1MHz) | Total Corr'd PSD (dBm/ 1MHz) | PSD Limit (dBm/ 1MHz) | PSD Margin (dB) |
|---|---|---|---|---|---|---|
| Mid | 5775 | 9.776 | 10.116 | 12.96 | 28.10 | -15.14 |


UL LLC
12 Laboratory Dr., RTP, NC 27709; USA TEL:(919) 549-1400
*This report shall not be reproduced except in full, without the written approval of UL LLC*

## MID CHANNEL

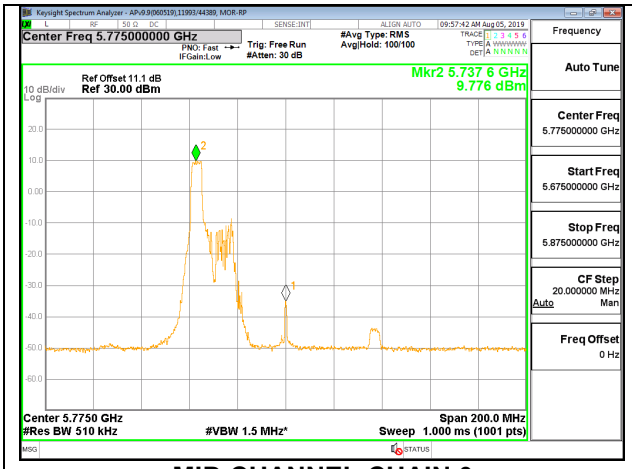


**MID CHANNEL CHAIN 0**

**MID CHANNEL CHAIN 1**


UL LLC
12 Laboratory Dr., RTP, NC 27709; USA TEL:(919) 549-1400
*This report shall not be reproduced except in full, without the written approval of UL LLC*

**2TX Antenna 1 + Antenna 2 OFDMA MODE – 52-Tones, RU Index 44**

**Antenna Gain and Limit**

| Channel | Frequency (MHz) | Directional Gain For Power (dBi) | Directional Gain For PSD (dBi) | Power Limit (dBm) | PSD Limit (dBm/ 1MHz) |
|---|---|---|---|---|---|
| Mid | 5775 | 7.90 | 7.90 | 28.10 | 28.10 |

| | | |
|---|---|---|
| Duty Cycle CF (dB) | 0.00 | Included in Calculations of Corr'd PSD |

**Output Power Results**

| Channel | Frequency (MHz) | Chain 0 Meas Power (dBm) | Chain 1 Meas Power (dBm) | Total Corr'd Power (dBm) | Power Limit (dBm) | Power Margin (dB) |
|---|---|---|---|---|---|---|
| Mid | 5775 | 18.41 | 18.46 | 21.45 | 28.10 | -6.65 |

**PSD Results**

| Channel | Frequency (MHz) | Chain 0 Meas PSD (dBm/ 1MHz) | Chain 1 Meas PSD (dBm/ 1MHz) | Total Corr'd PSD (dBm/ 1MHz) | PSD Limit (dBm/ 1MHz) | PSD Margin (dB) |
|---|---|---|---|---|---|---|
| Mid | 5775 | 10.160 | 10.027 | 13.10 | 28.10 | -15.00 |


UL LLC
12 Laboratory Dr., RTP, NC 27709; USA TEL:(919) 549-1400
*This report shall not be reproduced except in full, without the written approval of UL LLC*

## MID CHANNEL

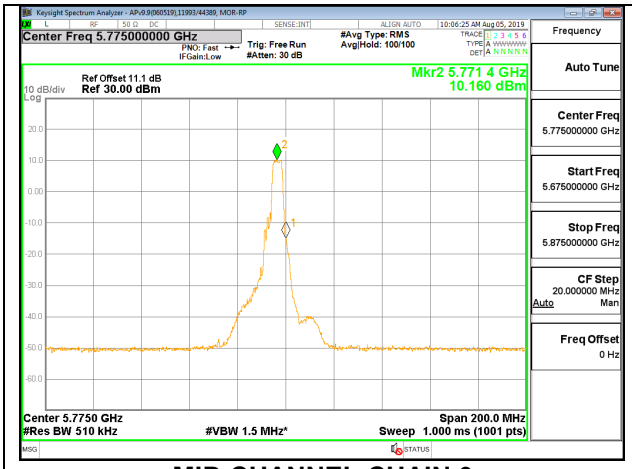


**MID CHANNEL CHAIN 0**

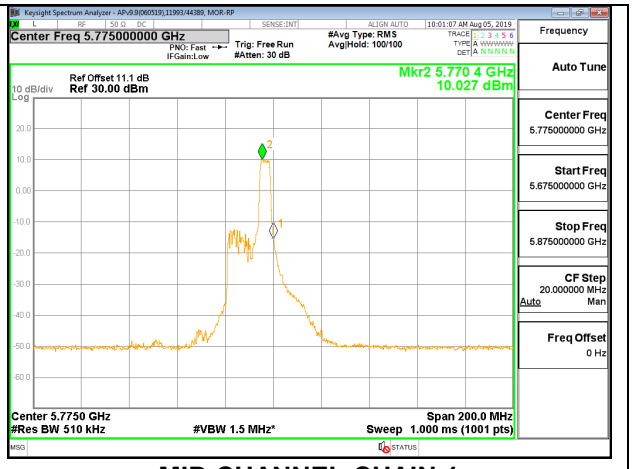


**MID CHANNEL CHAIN 1**


UL LLC
12 Laboratory Dr., RTP, NC 27709; USA TEL:(919) 549-1400
*This report shall not be reproduced except in full, without the written approval of UL LLC*

**2TX Antenna 1 + Antenna 2 OFDMA MODE – 52-Tones, RU Index 52**

**Antenna Gain and Limit**

| Channel | Frequency (MHz) | Directional Gain For Power (dBi) | Directional Gain For PSD (dBi) | Power Limit (dBm) | PSD Limit (dBm/ 1MHz) |
|---|---|---|---|---|---|
| Mid | 5775 | 7.90 | 7.90 | 28.10 | 28.10 |
| 138 | 5690 | 7.90 | 7.90 | 28.10 | 28.10 |

| | | |
|---|---|---|
| Duty Cycle CF (dB) | 0.00 | Included in Calculations of Corr'd PSD |

**Output Power Results**

| Channel | Frequency (MHz) | Chain 0 Meas Power (dBm) | Chain 1 Meas Power (dBm) | Total Corr'd Power (dBm) | Power Limit (dBm) | Power Margin (dB) |
|---|---|---|---|---|---|---|
| Mid | 5775 | 18.40 | 18.29 | 21.36 | 28.10 | -6.74 |
| 138 | 5690 | 11.21 | 11.25 | 14.24 | 28.10 | -13.86 |

**PSD Results**

| Channel | Frequency (MHz) | Chain 0 Meas PSD (dBm/ 1MHz) | Chain 1 Meas PSD (dBm/ 1MHz) | Total Corr'd PSD (dBm/ 1MHz) | PSD Limit (dBm/ 1MHz) | PSD Margin (dB) |
|---|---|---|---|---|---|---|
| Mid | 5775 | 10.043 | 10.118 | 13.09 | 28.10 | -15.01 |
| 138 | 5690 | 4.203 | 4.003 | 7.11 | 28.10 | -20.99 |


UL LLC
12 Laboratory Dr., RTP, NC 27709; USA TEL:(919) 549-1400
*This report shall not be reproduced except in full, without the written approval of UL LLC*