MID CHANNEL

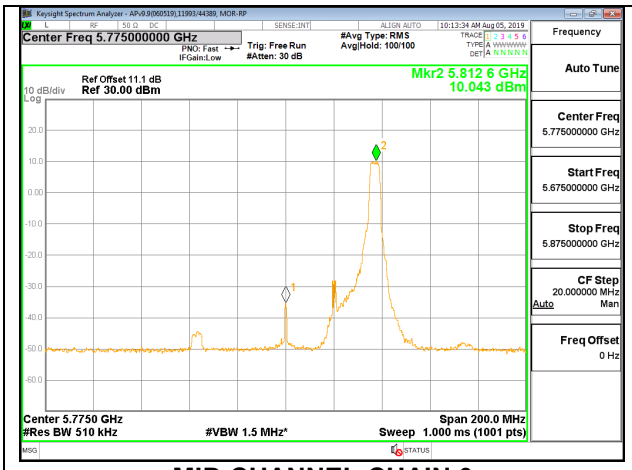

MID CHANNEL CHAIN 0

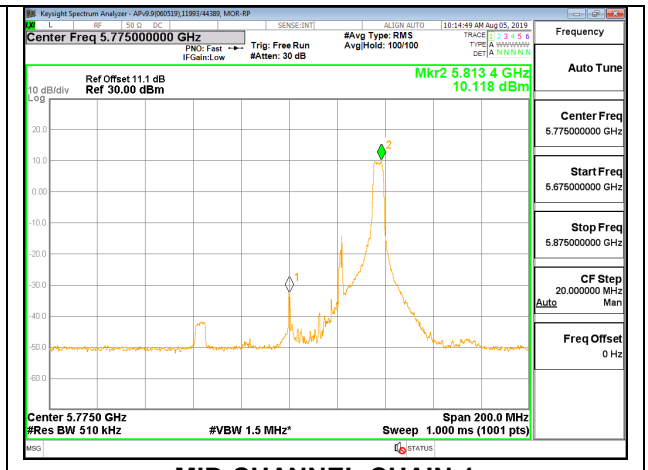

MID CHANNEL CHAIN 1

CHANNEL 138

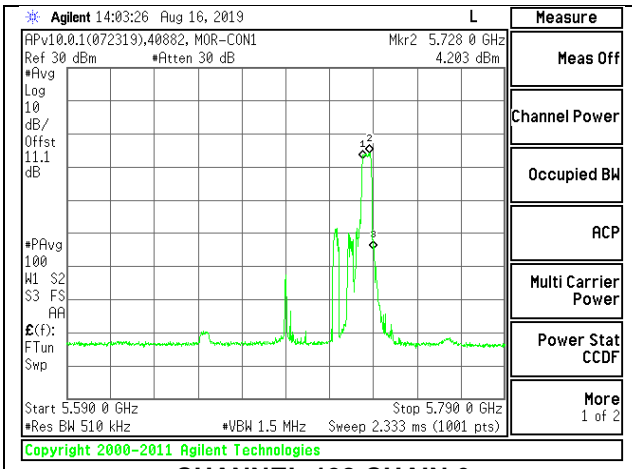

CHANNEL 138 CHAIN 0

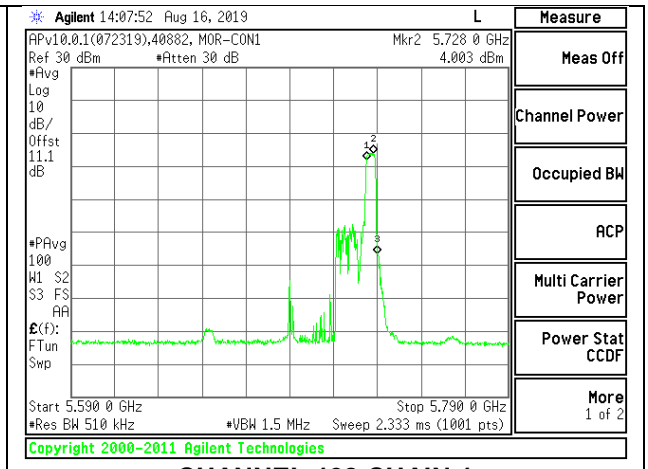

CHANNEL 138 CHAIN 1

UL LLC
12 Laboratory Dr., RTP, NC 27709; USA TEL:(919) 549-1400
This report shall not be reproduced except in full, without the written approval of UL LLC

2TX Antenna 1 + Antenna 2 OFDMA MODE – 26-Tones, RU Index 0

Antenna Gain and Limit

Channel	Frequency (MHz)	Directional Gain For Power (dBi)	Directional Gain For PSD (dBi)	Power Limit (dBm)	PSD Limit (dBm/ 1MHz)
Mid	5775	7.90	7.90	28.10	28.10

Duty Cycle CF (dB)	0.00	Included in Calculations of Corr'd PSD

Output Power Results

Channel	Frequency (MHz)	Chain 0 Meas Power (dBm)	Chain 1 Meas Power (dBm)	Total Corr'd Power (dBm)	Power Limit (dBm)	Power Margin (dB)
Mid	5775	17.21	17.15	20.19	28.10	-7.91

PSD Results

Channel	Frequency (MHz)	Chain 0 Meas PSD (dBm/ 1MHz)	Chain 1 Meas PSD (dBm/ 1MHz)	Total Corr'd PSD (dBm/ 1MHz)	PSD Limit (dBm/ 1MHz)	PSD Margin (dB)
Mid	5775	12.241	12.990	15.64	28.10	-12.46

UL LLC
12 Laboratory Dr., RTP, NC 27709; USA TEL:(919) 549-1400
This report shall not be reproduced except in full, without the written approval of UL LLC

MID CHANNEL

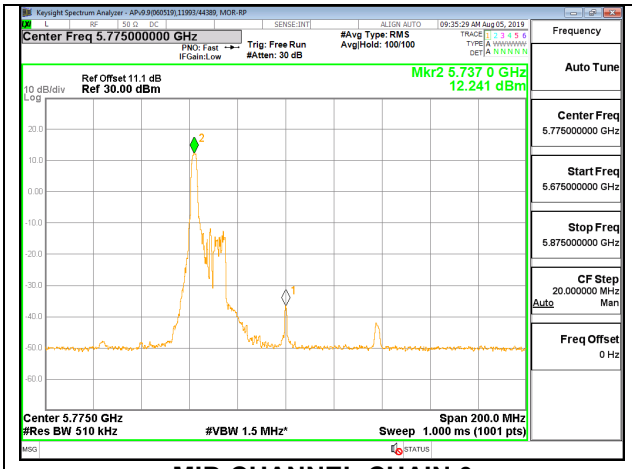

MID CHANNEL CHAIN 0

MID CHANNEL CHAIN 1

UL LLC
12 Laboratory Dr., RTP, NC 27709; USA TEL:(919) 549-1400
This report shall not be reproduced except in full, without the written approval of UL LLC

2TX Antenna 1 + Antenna 2 OFDMA MODE – 26-Tones, RU Index 18

Antenna Gain and Limit

Channel	Frequency (MHz)	Directional Gain For Power (dBi)	Directional Gain For PSD (dBi)	Power Limit (dBm)	PSD Limit (dBm/ 1MHz)
Mid	5775	7.90	7.90	28.10	28.10

Duty Cycle CF (dB)	0.00	Included in Calculations of Corr'd PSD

Output Power Results

Channel	Frequency (MHz)	Chain 0 Meas Power (dBm)	Chain 1 Meas Power (dBm)	Total Corr'd Power (dBm)	Power Limit (dBm)	Power Margin (dB)
Mid	5775	16.80	16.59	19.71	28.10	-8.39

PSD Results

Channel	Frequency (MHz)	Chain 0 Meas PSD (dBm/ 1MHz)	Chain 1 Meas PSD (dBm/ 1MHz)	Total Corr'd PSD (dBm/ 1MHz)	PSD Limit (dBm/ 1MHz)	PSD Margin (dB)
Mid	5775	11.766	9.748	13.88	28.10	-14.22

UL LLC
12 Laboratory Dr., RTP, NC 27709; USA TEL:(919) 549-1400
This report shall not be reproduced except in full, without the written approval of UL LLC

MID CHANNEL

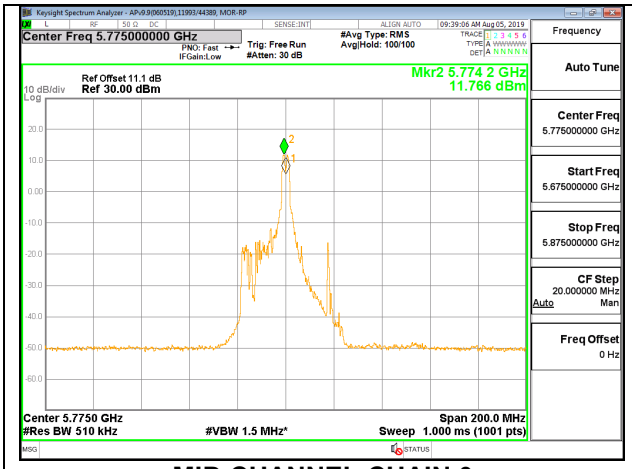

MID CHANNEL CHAIN 0

MID CHANNEL CHAIN 1

UL LLC
12 Laboratory Dr., RTP, NC 27709; USA TEL:(919) 549-1400
This report shall not be reproduced except in full, without the written approval of UL LLC

2TX Antenna 1 + Antenna 2 OFDMA MODE – 26-Tones, RU Index 36

Antenna Gain and Limit

Channel	Frequency (MHz)	Directional Gain For Power (dBi)	Directional Gain For PSD (dBi)	Power Limit (dBm)	PSD Limit (dBm/ 1MHz)
Mid	5775	7.90	7.90	28.10	28.10
138	5690	7.90	7.90	28.10	28.10

Duty Cycle CF (dB)	0.00	Included in Calculations of Corr'd PSD

Output Power Results

Channel	Frequency (MHz)	Chain 0 Meas Power (dBm)	Chain 1 Meas Power (dBm)	Total Corr'd Power (dBm)	Power Limit (dBm)	Power Margin (dB)
Mid	5775	17.30	17.10	20.21	28.10	-7.89
138	5690	9.76	9.56	12.67	28.10	-15.43

PSD Results

Channel	Frequency (MHz)	Chain 0 Meas PSD (dBm/ 1MHz)	Chain 1 Meas PSD (dBm/ 1MHz)	Total Corr'd PSD (dBm/ 1MHz)	PSD Limit (dBm/ 1MHz)	PSD Margin (dB)
Mid	5775	12.551	12.401	15.49	28.10	-12.61
138	5690	4.022	3.968	7.01	28.10	-21.09

UL LLC
12 Laboratory Dr., RTP, NC 27709; USA TEL:(919) 549-1400
This report shall not be reproduced except in full, without the written approval of UL LLC

MID CHANNEL

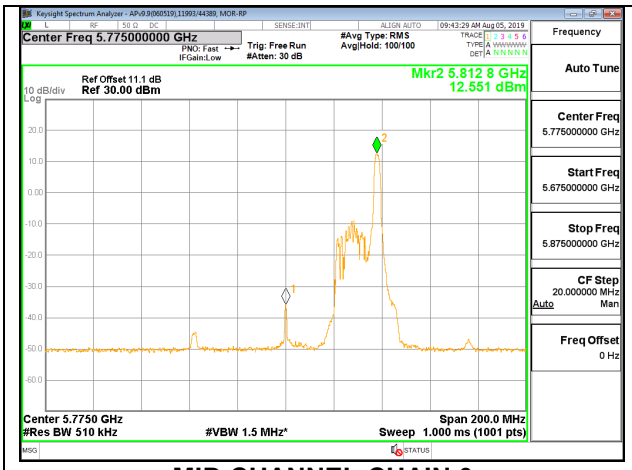

MID CHANNEL CHAIN 0

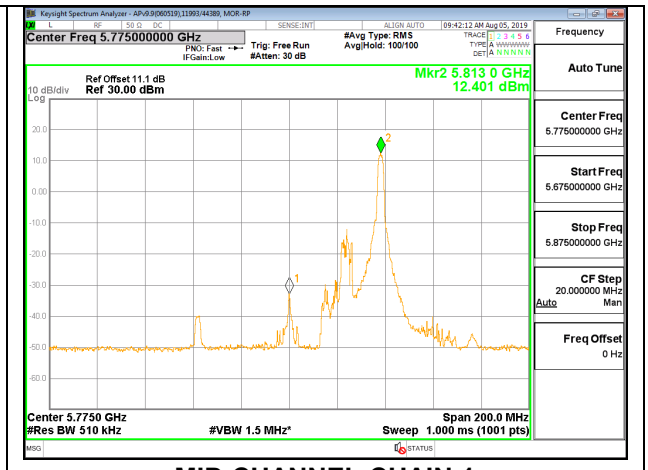

MID CHANNEL CHAIN 1

CHANNEL 138

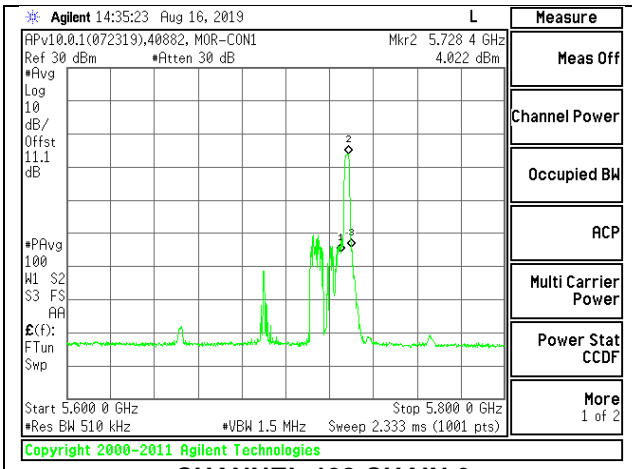

CHANNEL 138 CHAIN 0

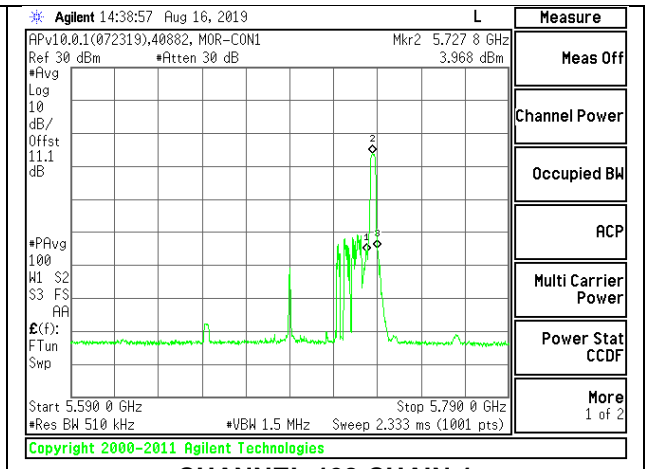

CHANNEL 138 CHAIN 1

UL LLC
12 Laboratory Dr., RTP, NC 27709; USA TEL:(919) 549-1400

This report shall not be reproduced except in full, without the written approval of UL LLC

10. RADIATED TEST RESULTS FOR 11ax 5.8 GHz

LIMITS

FCC §15.205 and §15.209 -Restriced bands
FCC §15.407(b)(1-3) -Un-Restriced bands

After January 01, 2019 for Outside of the Restricted Bands Emissions

RSS 247 Issue 2 Sections

6.2.1.2 (for 5150-5250 MHz band)
6.2.2.2 (for 5250-5350 MHz band)
6.2.3.2 (for 5470-5600 MHz and 5650-5725 MHz bands)
6.2.4.2 (for 5725-5850 MHz band)

NCC LP0002 §2.7 and §2.8

Frequency Range (MHz)	Field Strength Limit (uV/m) at 3 m	Field Strength Limit (dBuV/m) at 3 m
30 - 88	100	40
88 - 216	150	43.5
216 - 960	200	46
Above 960	500	54

TEST PROCEDURE

The EUT is placed on a non-conducting table 1.5 m above the ground plane for measurement above 1GHz. The antenna to EUT distance is 3 meters. The EUT is configured in accordance with ANSI C63.10. The EUT is set to transmit in a continuous mode.

For pre-scans above 1 GHz the resolution bandwidth is set to 1 MHz; the video bandwidth is set to 30 KHz for peak measurements.

For final measurements above 1 GHz the resolution bandwidth is set to 1 MHz; the video bandwidth is set to 3 MHz for peak measurements and as applicable for average measurements. Detector used was RMS average detector.

The spectrum from 1GHz to 18GHz was investigated with the transmitter set to transmit the lowest, middle, and highest channels in the 5 GHz bands.

The frequency range of interest is monitored at a fixed antenna height and EUT azimuth. The EUT is rotated through 360 degrees to maximize emissions received. The antenna is scanned from 1 to 4 meters above the ground plane to further maximize the emission. Measurements are made with the antenna polarized in both the vertical and the horizontal positions.

Note: All frequencies were marked at the maximum emissions within the restricted band. This was due to the observed margins of the emissions to the non-restricted limit.

UL LLC
12 Laboratory Dr., RTP, NC 27709; USA TEL:(919) 549-1400
This report shall not be reproduced except in full, without the written approval of UL LLC

10.1. TRANSMITTER ABOVE 1 GHz

10.1.1. TX ABOVE 1 GHz 802.11ax HE20 MODE IN THE 5.8 GHz BAND

2TX Antenna 1 + Antenna 2 OFDMA MODE – SU MODE

BANDEDGE (LOW CHANNEL)

HORIZONTAL RESULT

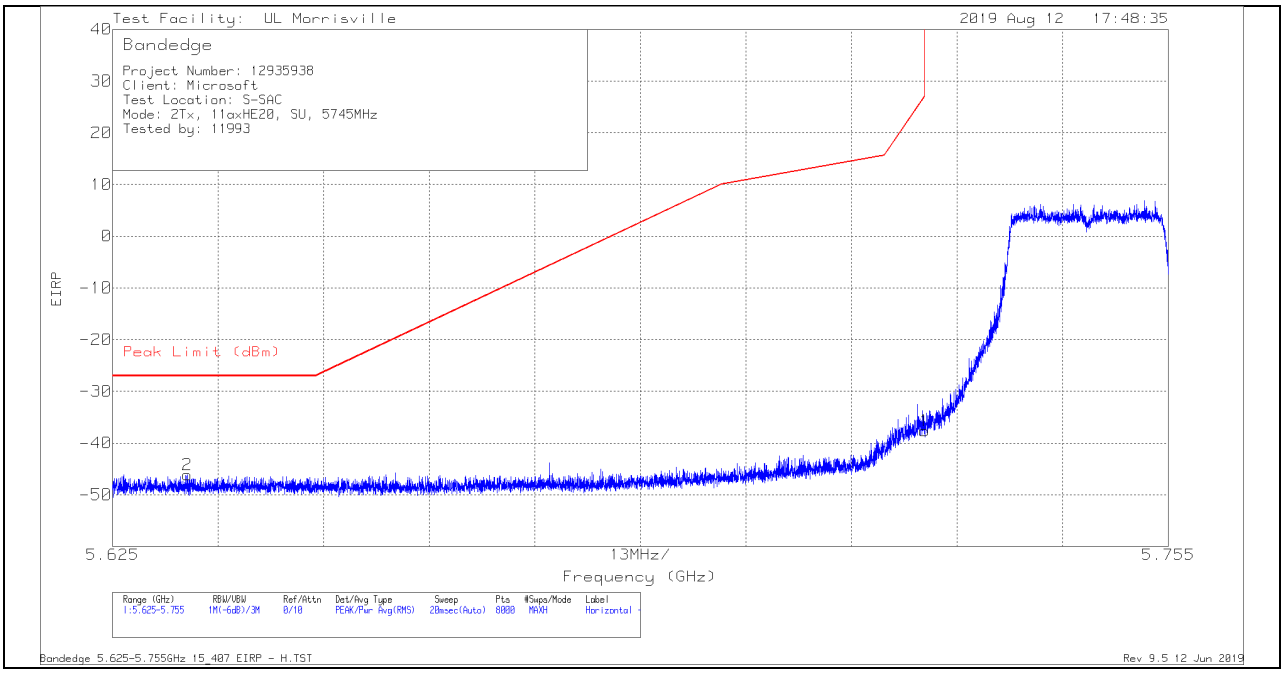

Marker	Frequency (GHz)	Meter Reading (dBm)	Det	AT0072 (dB/m)	Amp/Cbl/Fltr/Pad (dB)	Conversion Factor (dB)	Corrected Reading EIRP	Peak Limit (dBm)	PK Margin (dB)	Azimuth (Degs)	Height (cm)	Polarity
2	5.6342	-69.24	Pk	34.7	-23.4	11.8	-46.14	-27	-19.14	344	241	H
1	5.725	-60.83	Pk	34.7	-23.3	11.8	-37.63	27	-64.63	344	241	H

Pk - Peak detector

UL LLC
12 Laboratory Dr., RTP, NC 27709; USA TEL:(919) 549-1400
This report shall not be reproduced except in full, without the written approval of UL LLC

VERTICAL RESULT

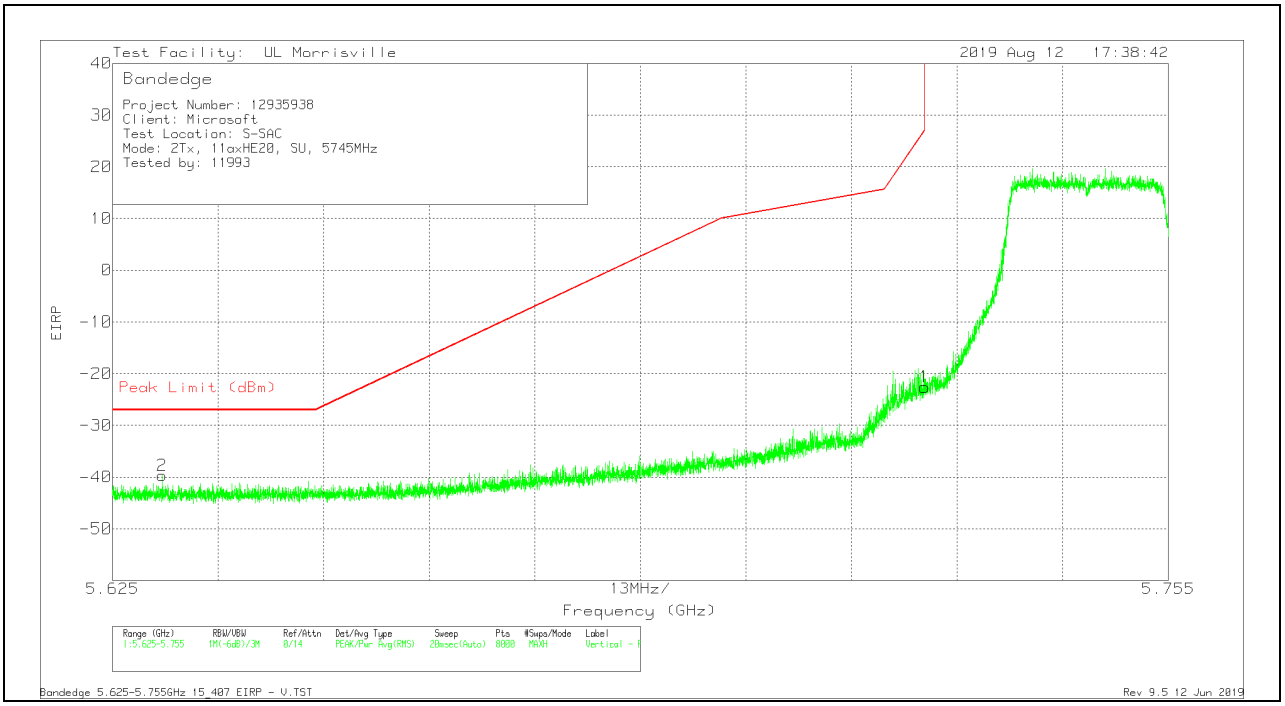

Marker	Frequency (GHz)	Meter Reading (dBm)	Det	AT0072 (dB/m)	Amp/Cbl/Fltr/Pad (dB)	Conversion Factor (dB)	Corrected Reading EIRP	Peak Limit (dBm)	PK Margin (dB)	Azimuth (Degs)	Height (cm)	Polarity
2	5.63108	-62.77	Pk	34.7	-23.4	11.8	-39.67	-27	-12.67	346	254	V
1	5.725	-45.79	Pk	34.7	-23.3	11.8	-22.59	27	-49.59	346	254	V

Pk - Peak detector

UL LLC
12 Laboratory Dr., RTP, NC 27709; USA TEL:(919) 549-1400
This report shall not be reproduced except in full, without the written approval of UL LLC

BANDEDGE (HIGH CHANNEL)

HORIZONTAL RESULT

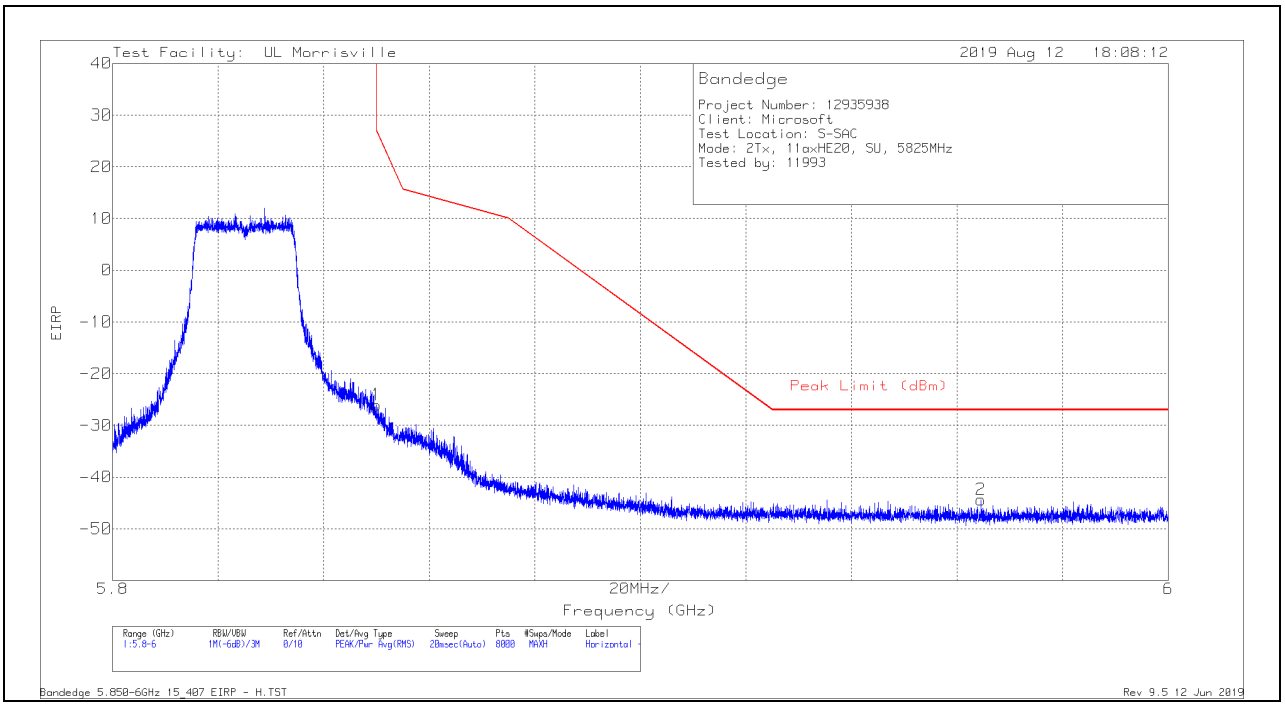

Marker	Frequency (GHz)	Meter Reading (dBm)	Det	AT0072 (dB/m)	Amp/Cbl/Fltr/Pad (dB)	Conversion Factor (dB)	Corrected Reading EIRP	Peak Limit (dBm)	PK Margin (dB)	Azimuth (Degs)	Height (cm)	Polarity
1	5.85001	-49.52	Pk	34.8	-23.1	11.8	-26.02	26.99	-53.01	10	361	H
2	5.96455	-68.26	Pk	35	-22.9	11.8	-44.36	-27	-17.36	10	361	H

Pk - Peak detector

UL LLC
12 Laboratory Dr., RTP, NC 27709; USA TEL:(919) 549-1400
This report shall not be reproduced except in full, without the written approval of UL LLC

VERTICAL RESULT

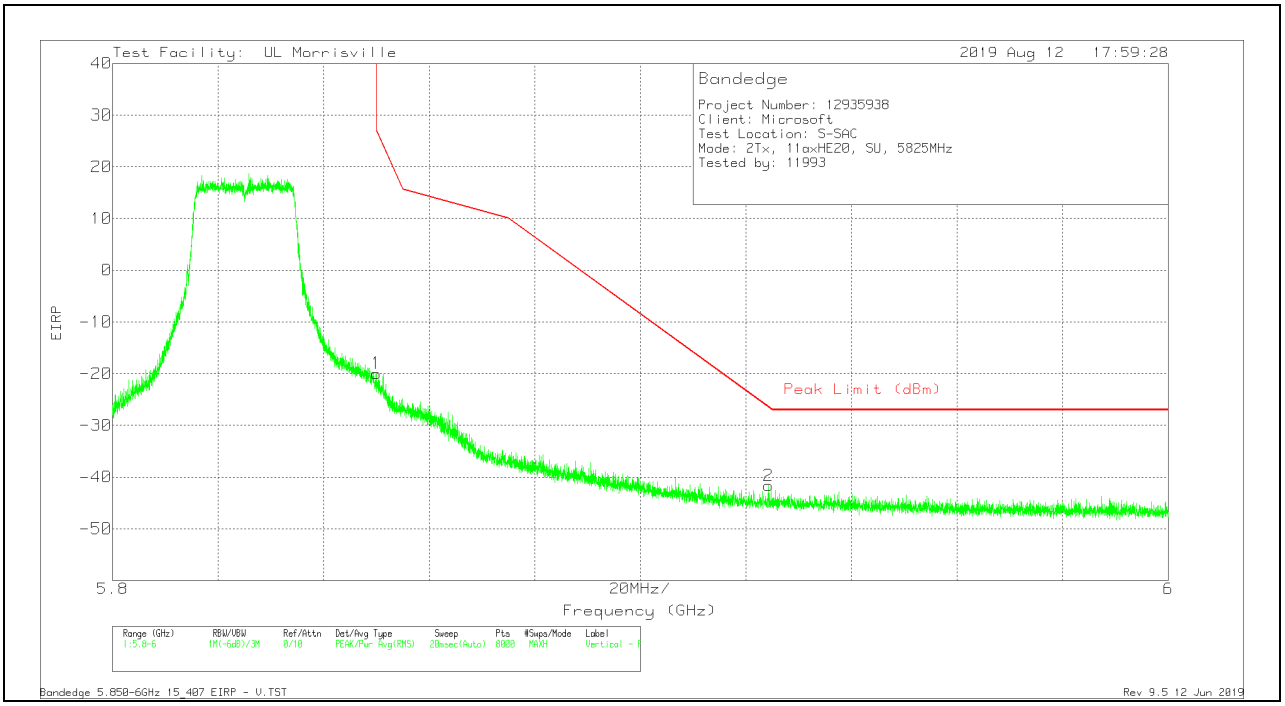

Marker	Frequency (GHz)	Meter Reading (dBm)	Det	AT0072 (dB/m)	Amp/Cbl/Fltr/Pad (dB)	Conversion Factor (dB)	Corrected Reading EIRP	Peak Limit (dBm)	PK Margin (dB)	Azimuth (Degs)	Height (cm)	Polarity
1	5.85001	-43.45	Pk	34.8	-23.1	11.8	-19.95	26.99	-46.94	0	227	V
2	5.92427	-65.45	Pk	34.9	-22.9	11.8	-41.65	-26.46	-15.19	0	227	V

Pk - Peak detector

UL LLC
12 Laboratory Dr., RTP, NC 27709; USA TEL:(919) 549-1400
This report shall not be reproduced except in full, without the written approval of UL LLC

2TX Antenna 1 + Antenna 2 OFDMA MODE – 242-Tones, RU Index 61

BANDEDGE (LOW CHANNEL)

HORIZONTAL RESULT

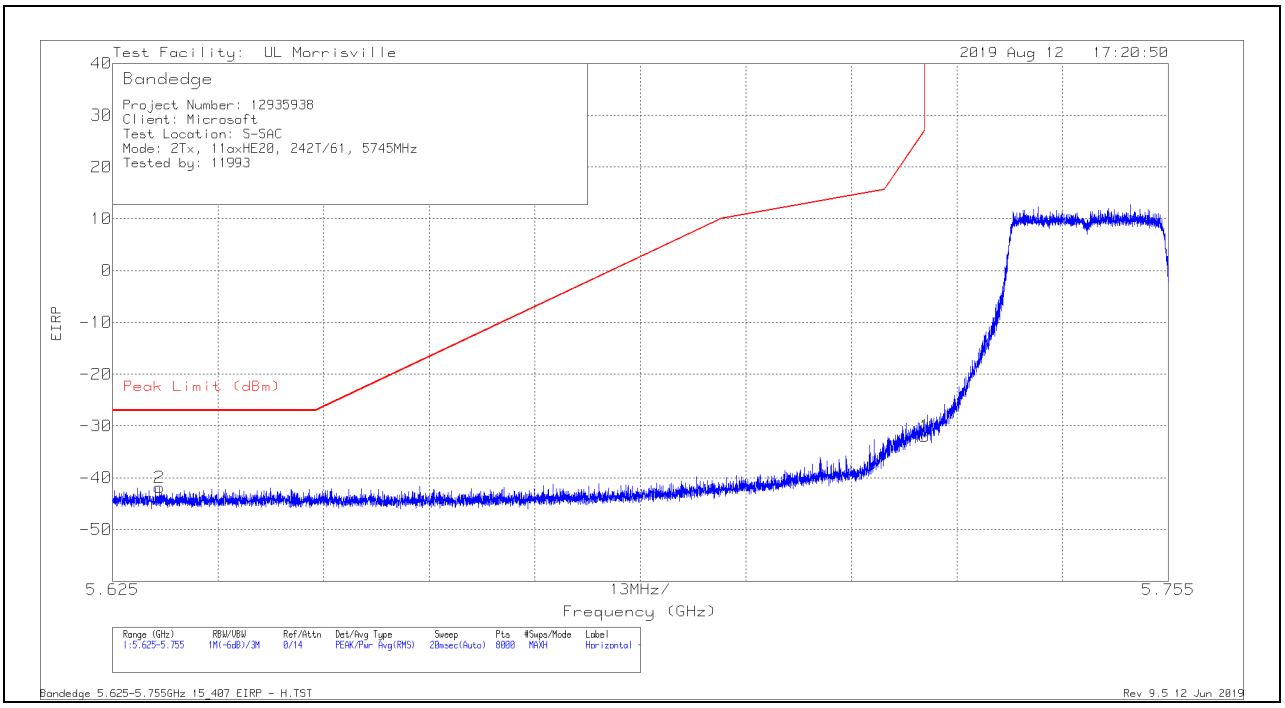

Marker	Frequency (GHz)	Meter Reading (dBm)	Det	AT0072 (dB/m)	Amp/Cbl/Fltr/Pad (dB)	Conversion Factor (dB)	Corrected Reading EIRP	Peak Limit (dBm)	PK Margin (dB)	Azimuth (Degs)	Height (cm)	Polarity
2	5.63075	-64.99	Pk	34.7	-23.4	11.8	-41.89	-27	-14.89	328	358	H
1	5.725	-55.21	Pk	34.7	-23.3	11.8	-32.01	27	-59.01	328	358	H

Pk - Peak detector

UL LLC
12 Laboratory Dr., RTP, NC 27709; USA TEL:(919) 549-1400
This report shall not be reproduced except in full, without the written approval of UL LLC

VERTICAL RESULT

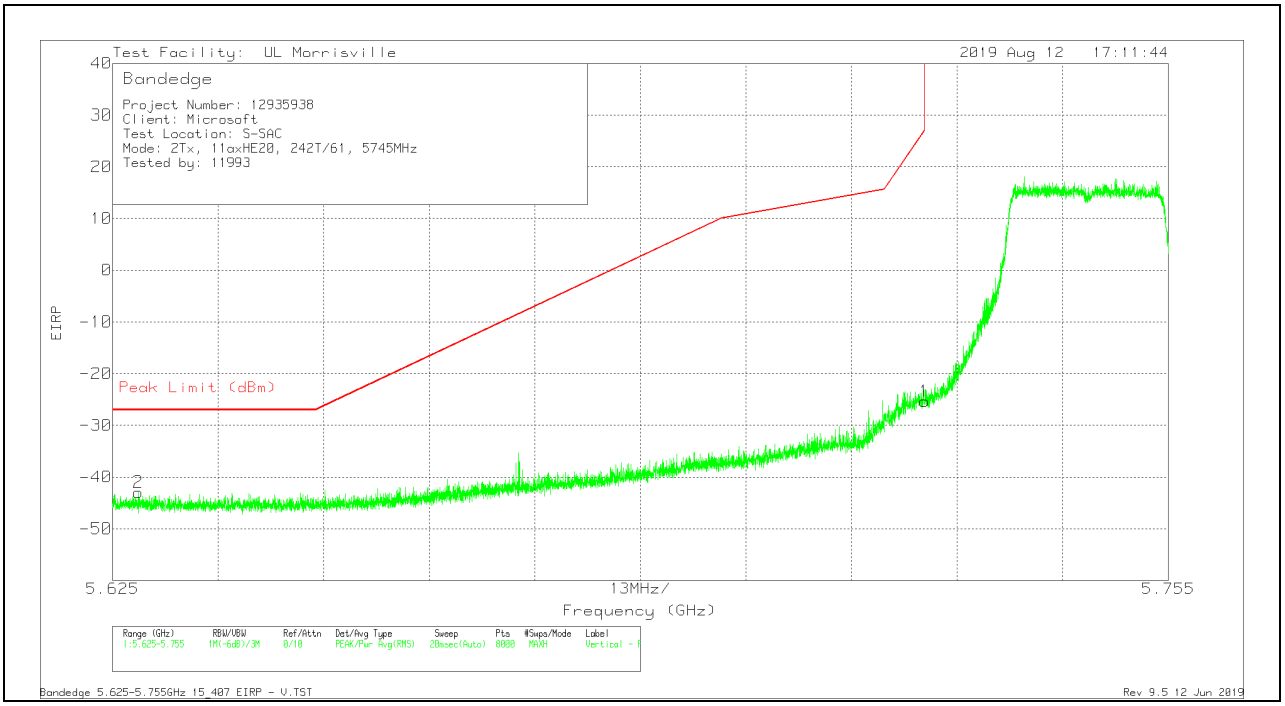

Marker	Frequency (GHz)	Meter Reading (dBm)	Det	AT0072 (dB/m)	Amp/Cbl/Fltr/Pad (dB)	Conversion Factor (dB)	Corrected Reading EIRP	Peak Limit (dBm)	PK Margin (dB)	Azimuth (Degs)	Height (cm)	Polarity
2	5.62819	-66.02	Pk	34.7	-23.4	11.8	-42.92	-27	-15.92	43	287	V
1	5.725	-48.55	Pk	34.7	-23.3	11.8	-25.35	27	-52.35	43	287	V

Pk - Peak detector

UL LLC
12 Laboratory Dr., RTP, NC 27709; USA TEL:(919) 549-1400
This report shall not be reproduced except in full, without the written approval of UL LLC

BANDEDGE (HIGH CHANNEL)

HORIZONTAL RESULT

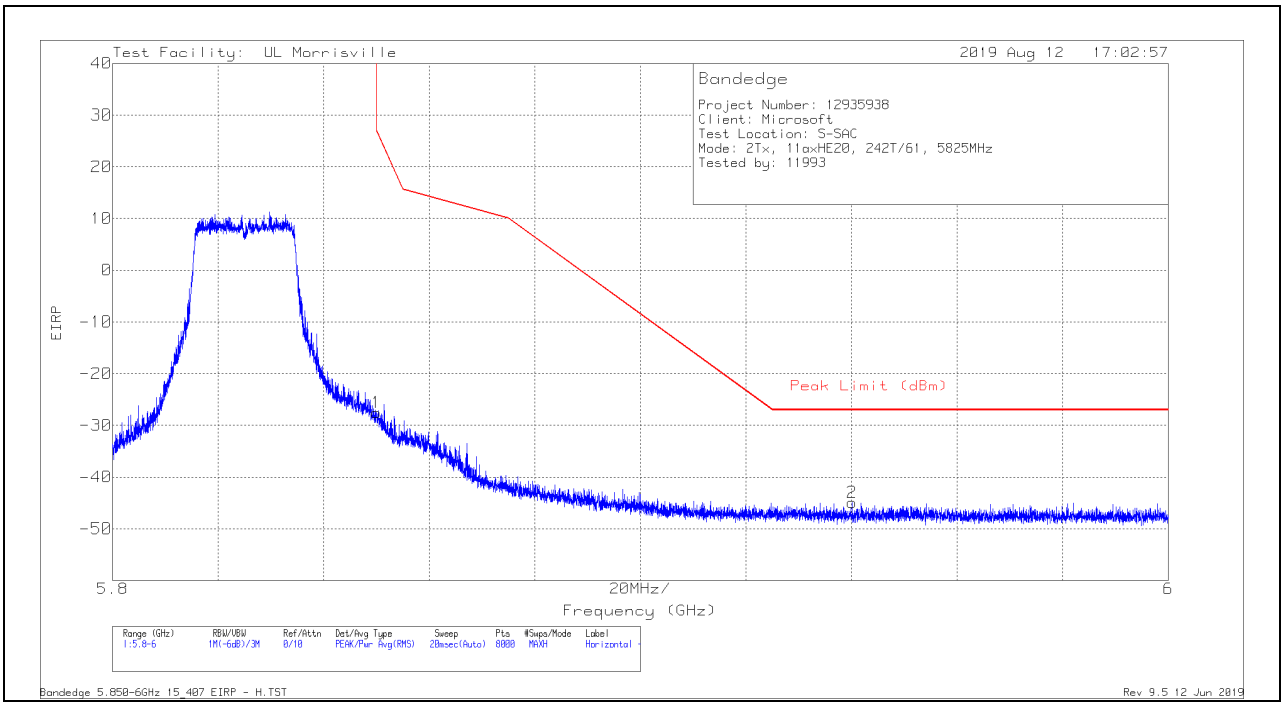

Marker	Frequency (GHz)	Meter Reading (dBm)	Det	AT0072 (dB/m)	Amp/Cbl/Fltr/Pad (dB)	Conversion Factor (dB)	Corrected Reading EIRP	Peak Limit (dBm)	PK Margin (dB)	Azimuth (Degs)	Height (cm)	Polarity
1	5.85001	-51.05	Pk	34.8	-23.1	11.8	-27.55	26.99	-54.54	10	358	H
2	5.94009	-68.82	Pk	34.9	-22.8	11.8	-44.92	-27	-17.92	10	358	H

Pk - Peak detector

UL LLC
12 Laboratory Dr., RTP, NC 27709; USA TEL:(919) 549-1400
This report shall not be reproduced except in full, without the written approval of UL LLC

VERTICAL RESULT

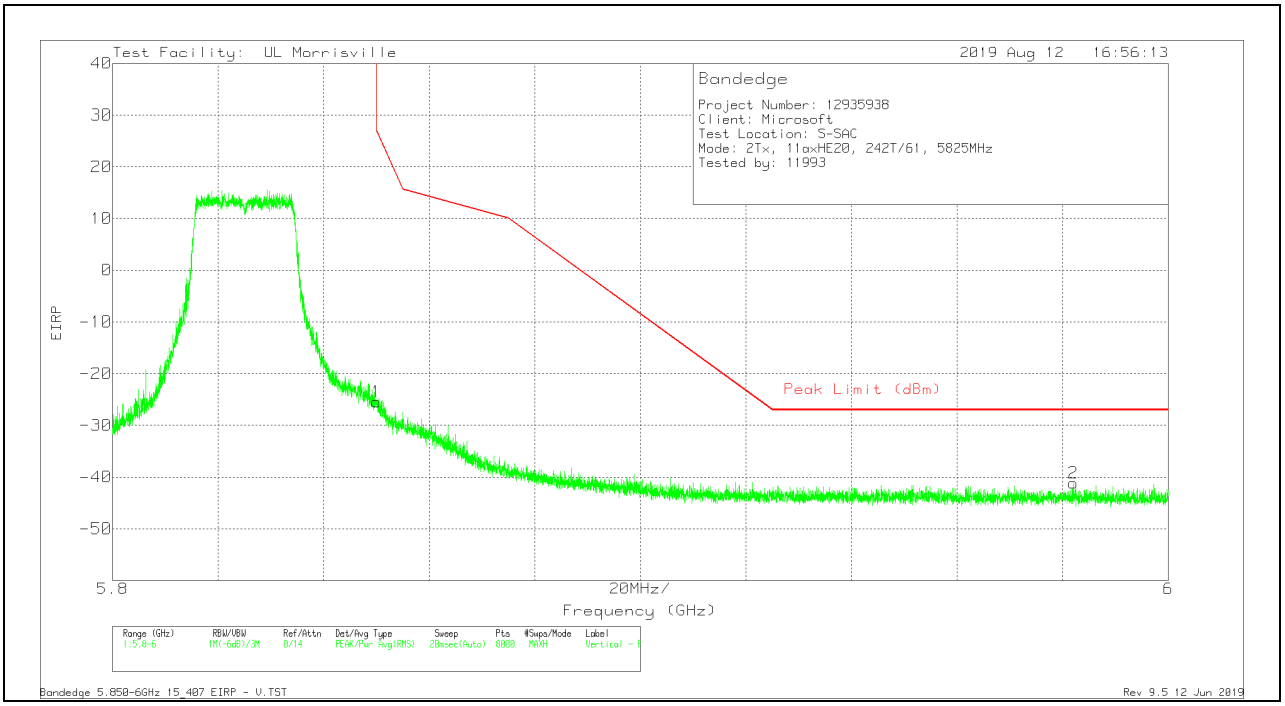

Marker	Frequency (GHz)	Meter Reading (dBm)	Det	AT0072 (dB/m)	Amp/Cbl/Fltr/Pad (dB)	Conversion Factor (dB)	Corrected Reading EIRP	Peak Limit (dBm)	PK Margin (dB)	Azimuth (Degs)	Height (cm)	Polarity
1	5.85001	-48.97	Pk	34.8	-23.1	11.8	-25.47	26.99	-52.46	44	241	V
2	5.98205	-65.06	Pk	35	-22.9	11.8	-41.16	-27	-14.16	44	241	V

Pk - Peak detector

UL LLC
12 Laboratory Dr., RTP, NC 27709; USA TEL:(919) 549-1400
This report shall not be reproduced except in full, without the written approval of UL LLC

2TX Antenna 1 + Antenna 2 OFDMA MODE – 106-Tones, RU Index 53

BANDEDGE (LOW CHANNEL)

HORIZONTAL RESULT

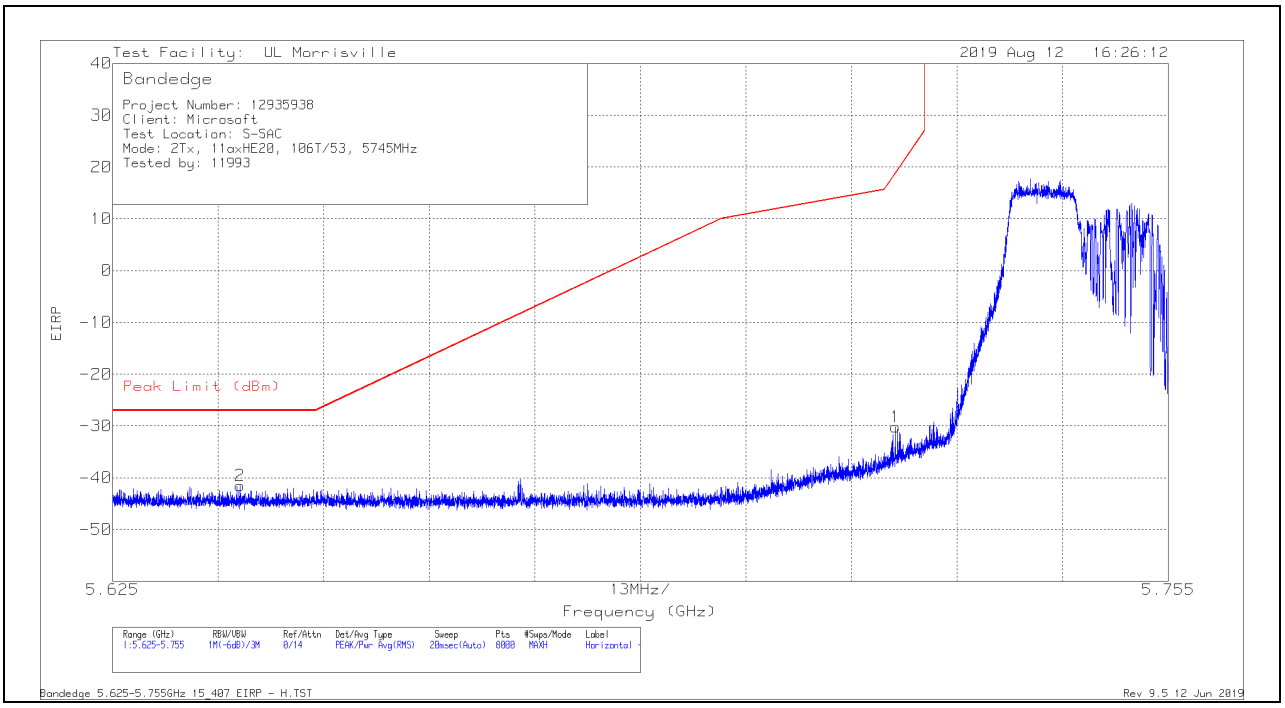

Marker	Frequency (GHz)	Meter Reading (dBm)	Det	AT0072 (dB/m)	Amp/Cbl/Fltr/Pad (dB)	Conversion Factor (dB)	Corrected Reading EIRP	Peak Limit (dBm)	PK Margin (dB)	Azimuth (Degs)	Height (cm)	Polarity
2	5.64072	-64.68	Pk	34.7	-23.3	11.8	-41.48	-27	-14.48	61	352	H
1	5.72137	-53.44	Pk	34.7	-23.3	11.8	-30.24	18.73	-48.97	61	352	H

Pk - Peak detector

UL LLC
12 Laboratory Dr., RTP, NC 27709; USA TEL:(919) 549-1400
This report shall not be reproduced except in full, without the written approval of UL LLC

VERTICAL RESULT

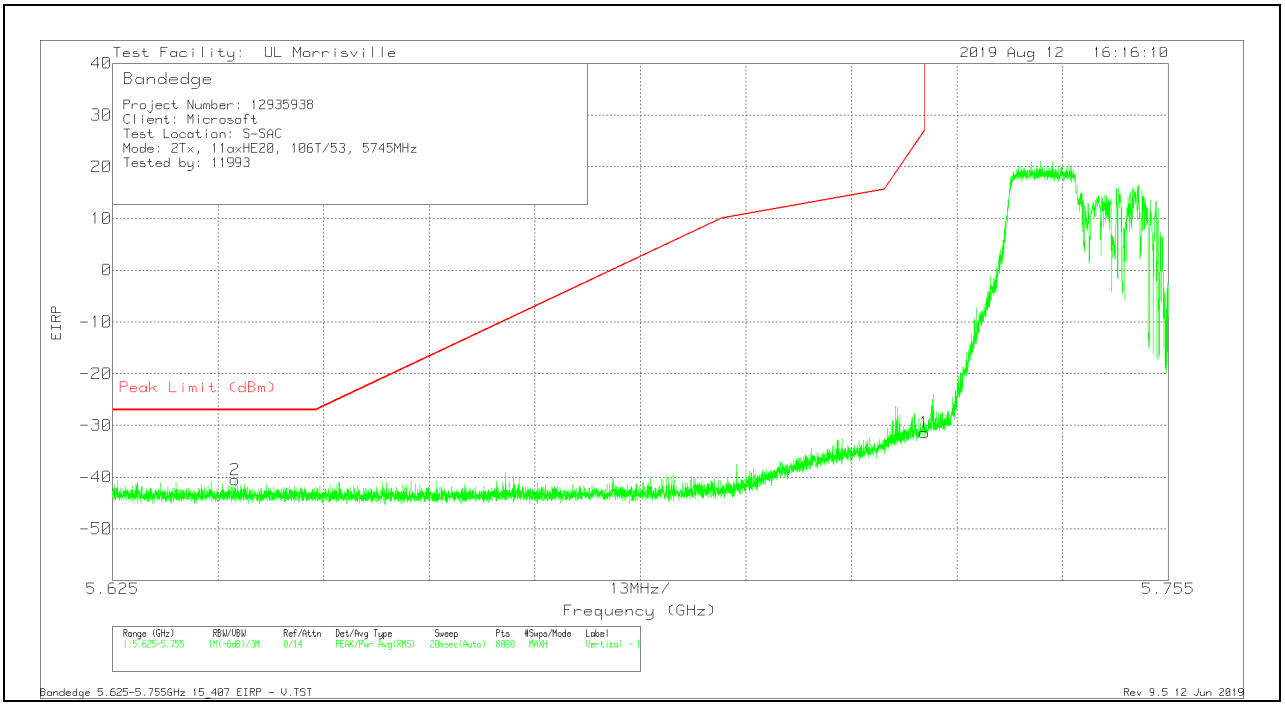

Marker	Frequency (GHz)	Meter Reading (dBm)	Det	AT0072 (dB/m)	Amp/Cbl/Fltr/Pad (dB)	Conversion Factor (dB)	Corrected Reading EIRP	Peak Limit (dBm)	PK Margin (dB)	Azimuth (Degs)	Height (cm)	Polarity
2	5.64005	-63.73	Pk	34.7	-23.3	11.8	-40.53	-27	-13.53	40	221	V
1	5.725	-54.62	Pk	34.7	-23.3	11.8	-31.42	27	-58.42	40	221	V

Pk - Peak detector

UL LLC
12 Laboratory Dr., RTP, NC 27709; USA TEL:(919) 549-1400
This report shall not be reproduced except in full, without the written approval of UL LLC

2TX Antenna 1 + Antenna 2 OFDMA MODE – 106-Tones, RU Index 54

BANDEDGE (HIGH CHANNEL)

HORIZONTAL RESULT

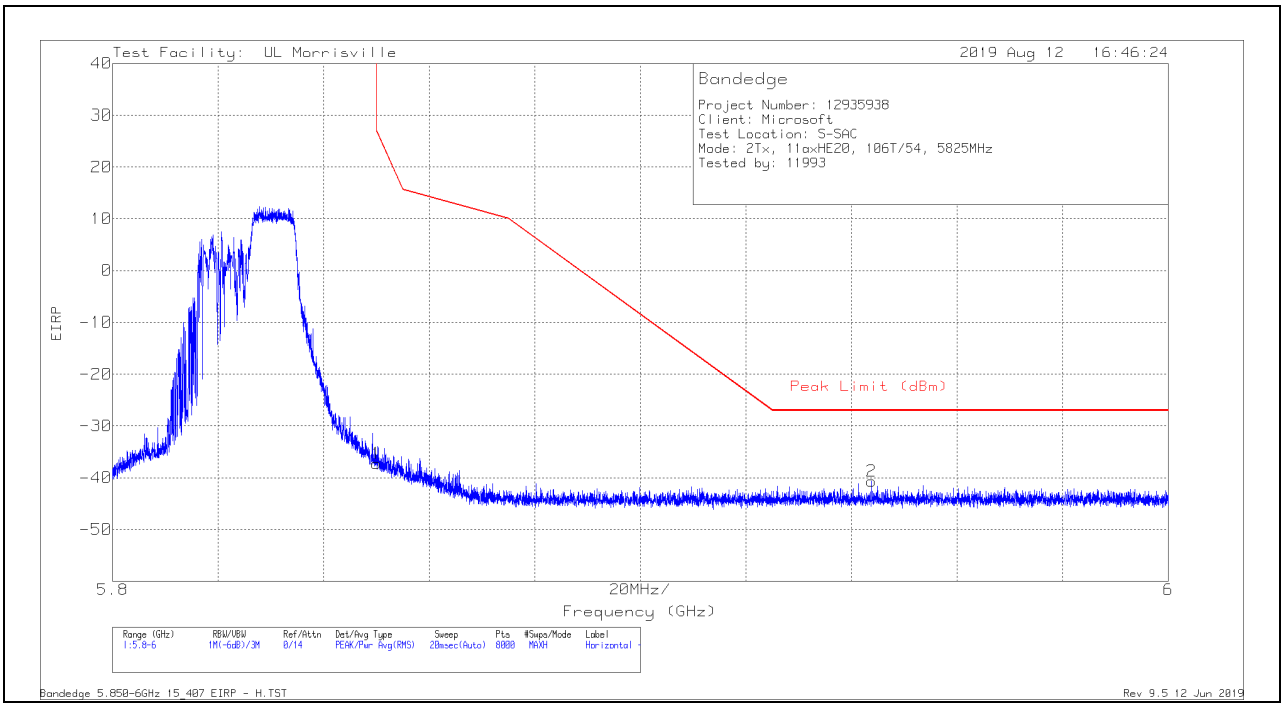

Marker	Frequency (GHz)	Meter Reading (dBm)	Det	AT0072 (dB/m)	Amp/Cbl/Fltr/Pad (dB)	Conversion Factor (dB)	Corrected Reading EIRP	Peak Limit (dBm)	PK Margin (dB)	Azimuth (Degs)	Height (cm)	Polarity
1	5.85001	-60.79	Pk	34.8	-23.1	11.8	-37.29	26.99	-64.28	2	318	H
2	5.94379	-64.54	Pk	34.9	-22.8	11.8	-40.64	-27	-13.64	2	318	H

Pk - Peak detector

UL LLC
12 Laboratory Dr., RTP, NC 27709; USA TEL:(919) 549-1400
This report shall not be reproduced except in full, without the written approval of UL LLC

VERTICAL RESULT

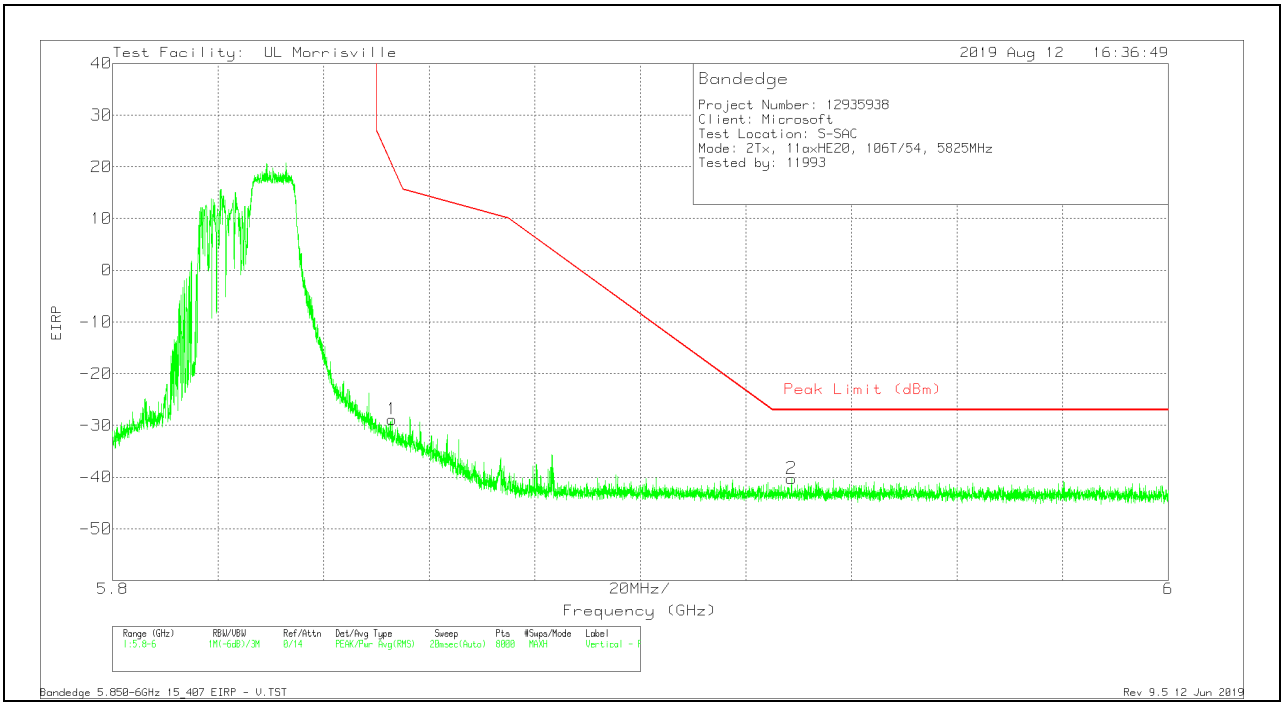

Marker	Frequency (GHz)	Meter Reading (dBm)	Det	AT0072 (dB/m)	Amp/Cbl/Fltr/Pad (dB)	Conversion Factor (dB)	Corrected Reading EIRP	Peak Limit (dBm)	PK Margin (dB)	Azimuth (Degs)	Height (cm)	Polarity
1	5.85296	-52.3	Pk	34.8	-23.1	11.8	-28.8	20.26	-49.06	71	223	V
2	5.92862	-64.15	Pk	34.9	-22.8	11.8	-40.25	-27	-13.25	71	223	V

Pk - Peak detector

UL LLC
12 Laboratory Dr., RTP, NC 27709; USA TEL:(919) 549-1400
This report shall not be reproduced except in full, without the written approval of UL LLC

2TX Antenna 1 + Antenna 2 OFDMA MODE – 52-Tones, RU Index 37

BANDEDGE (LOW CHANNEL)

HORIZONTAL RESULT

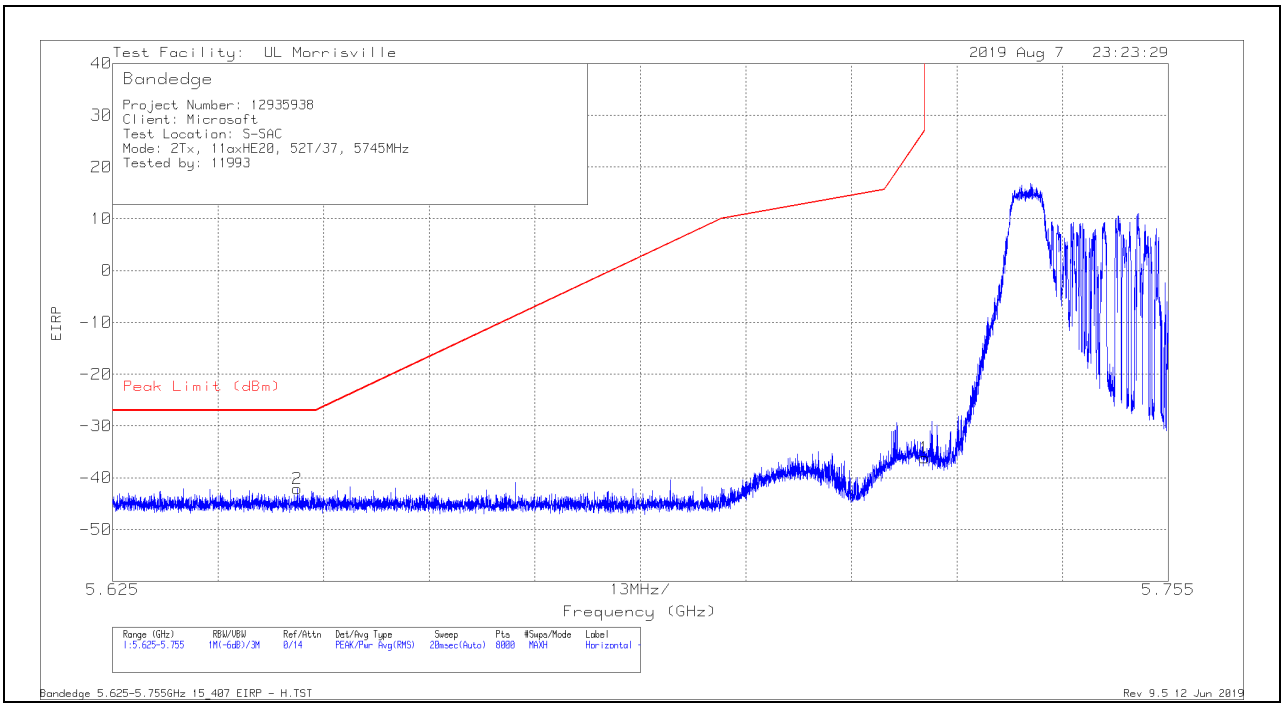

Marker	Frequency (GHz)	Meter Reading (dBm)	Det	AT0072 (dB/m)	Amp/Cbl/Fltr/Pad (dB)	Conversion Factor (dB)	Corrected Reading EIRP	Peak Limit (dBm)	PK Margin (dB)	Azimuth (Degs)	Height (cm)	Polarity
2	5.64774	-65.4	Pk	34.7	-23.2	11.8	-42.1	-27	-15.1	52	348	H
1	5.725	-59.39	Pk	34.7	-23.3	11.8	-36.19	27	-63.19	52	348	H

Pk - Peak detector

UL LLC
12 Laboratory Dr., RTP, NC 27709; USA TEL:(919) 549-1400
This report shall not be reproduced except in full, without the written approval of UL LLC

VERTICAL RESULT

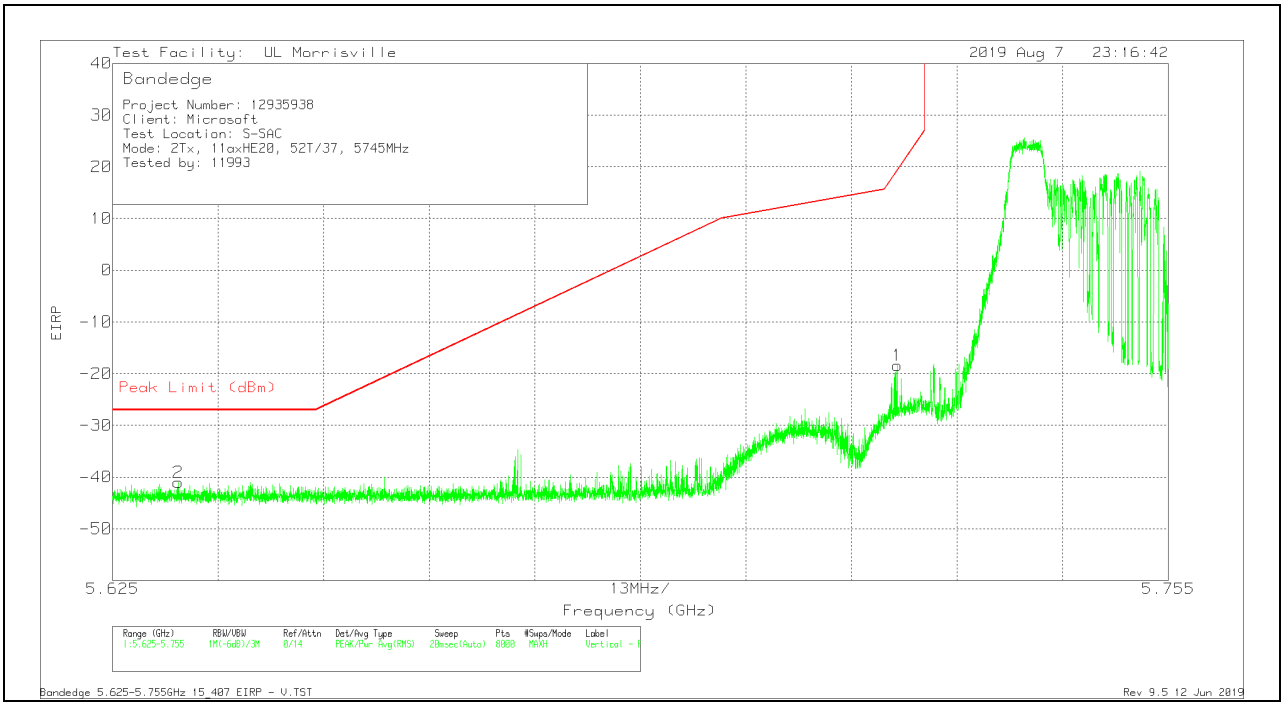

Marker	Frequency (GHz)	Meter Reading (dBm)	Det	AT0072 (dB/m)	Amp/Cbl/Fltr/Pad (dB)	Conversion Factor (dB)	Corrected Reading EIRP	Peak Limit (dBm)	PK Margin (dB)	Azimuth (Degs)	Height (cm)	Polarity
2	5.63308	-64.16	Pk	34.7	-23.4	11.8	-41.06	-27	-14.06	346	252	V
1	5.72165	-41.6	Pk	34.7	-23.3	11.8	-18.4	19.36	-37.76	346	252	V

Pk - Peak detector

UL LLC
12 Laboratory Dr., RTP, NC 27709; USA TEL:(919) 549-1400
This report shall not be reproduced except in full, without the written approval of UL LLC

2TX Antenna 1 + Antenna 2 OFDMA MODE – 52-Tones, RU Index 40

BANDEDGE (HIGH CHANNEL)

HORIZONTAL RESULT

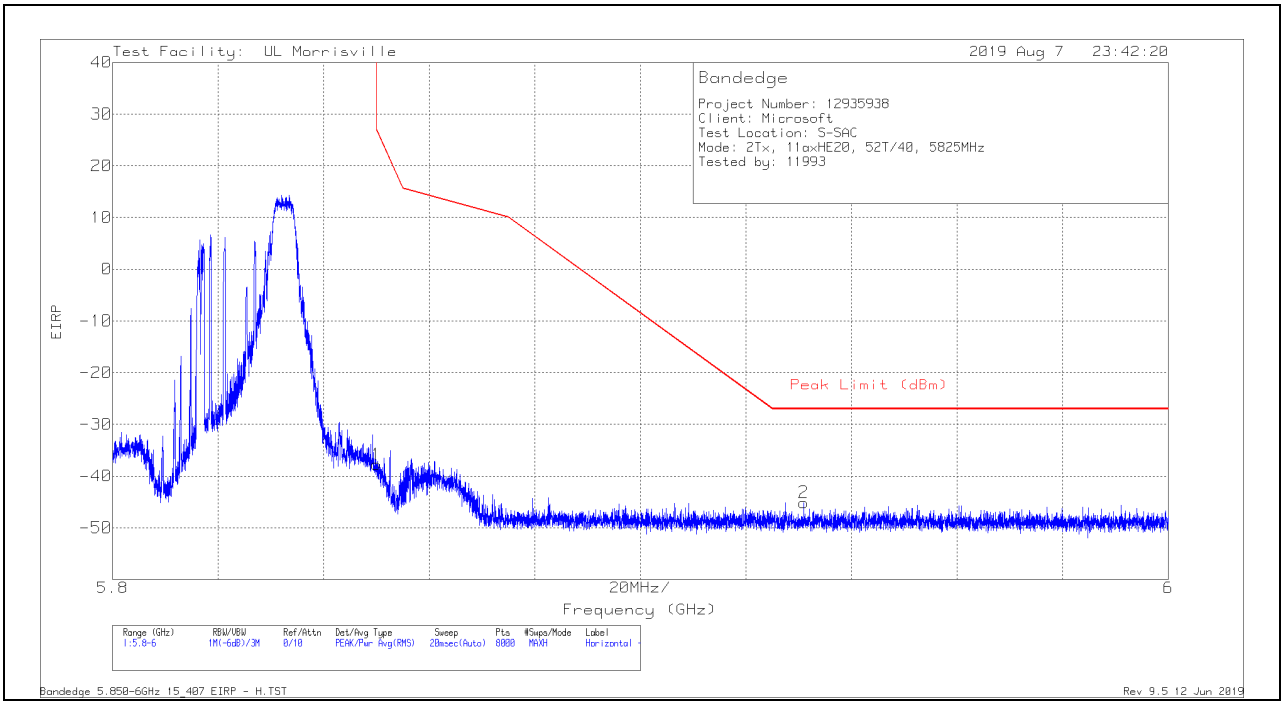

Marker	Frequency (GHz)	Meter Reading (dBm)	Det	AT0072 (dB/m)	Amp/Cbl/Fltr/Pad (dB)	Conversion Factor (dB)	Corrected Reading EIRP	Peak Limit (dBm)	PK Margin (dB)	Azimuth (Degs)	Height (cm)	Polarity
1	5.85001	-61.27	Pk	34.8	-23.1	11.8	-37.77	26.99	-64.76	354	386	H
2	5.93097	-69.01	Pk	34.9	-22.8	11.8	-45.11	-27	-18.11	354	386	H

Pk - Peak detector

UL LLC
12 Laboratory Dr., RTP, NC 27709; USA TEL:(919) 549-1400
This report shall not be reproduced except in full, without the written approval of UL LLC

VERTICAL RESULT

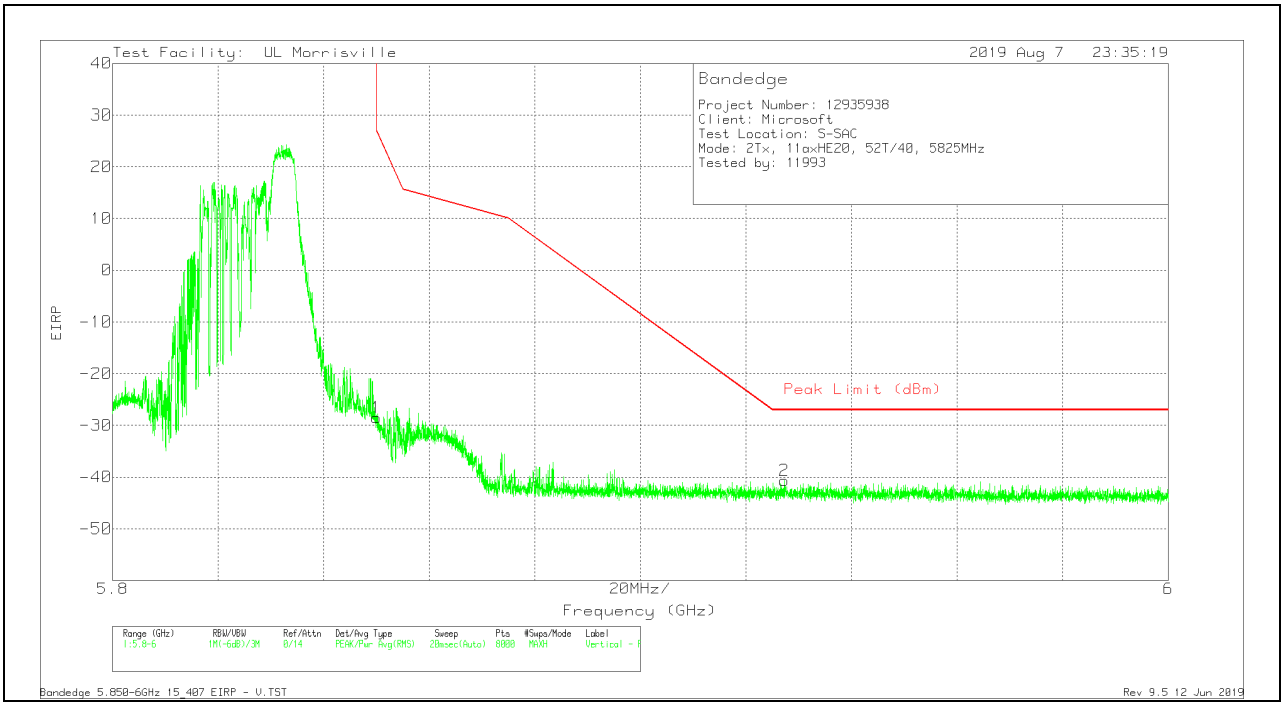

Marker	Frequency (GHz)	Meter Reading (dBm)	Det	AT0072 (dB/m)	Amp/Cbl/Fltr/Pad (dB)	Conversion Factor (dB)	Corrected Reading EIRP	Peak Limit (dBm)	PK Margin (dB)	Azimuth (Degs)	Height (cm)	Polarity
1	5.85001	-52.01	Pk	34.8	-23.1	11.8	-28.51	26.99	-55.5	349	203	V
2	5.92727	-64.47	Pk	34.9	-22.9	11.8	-40.67	-27	-13.67	349	203	V

Pk - Peak detector

UL LLC
12 Laboratory Dr., RTP, NC 27709; USA TEL:(919) 549-1400
This report shall not be reproduced except in full, without the written approval of UL LLC

2TX Antenna 1 + Antenna 2 OFDMA MODE – 26-Tones, RU Index 0

BANDEDGE (LOW CHANNEL)

HORIZONTAL RESULT

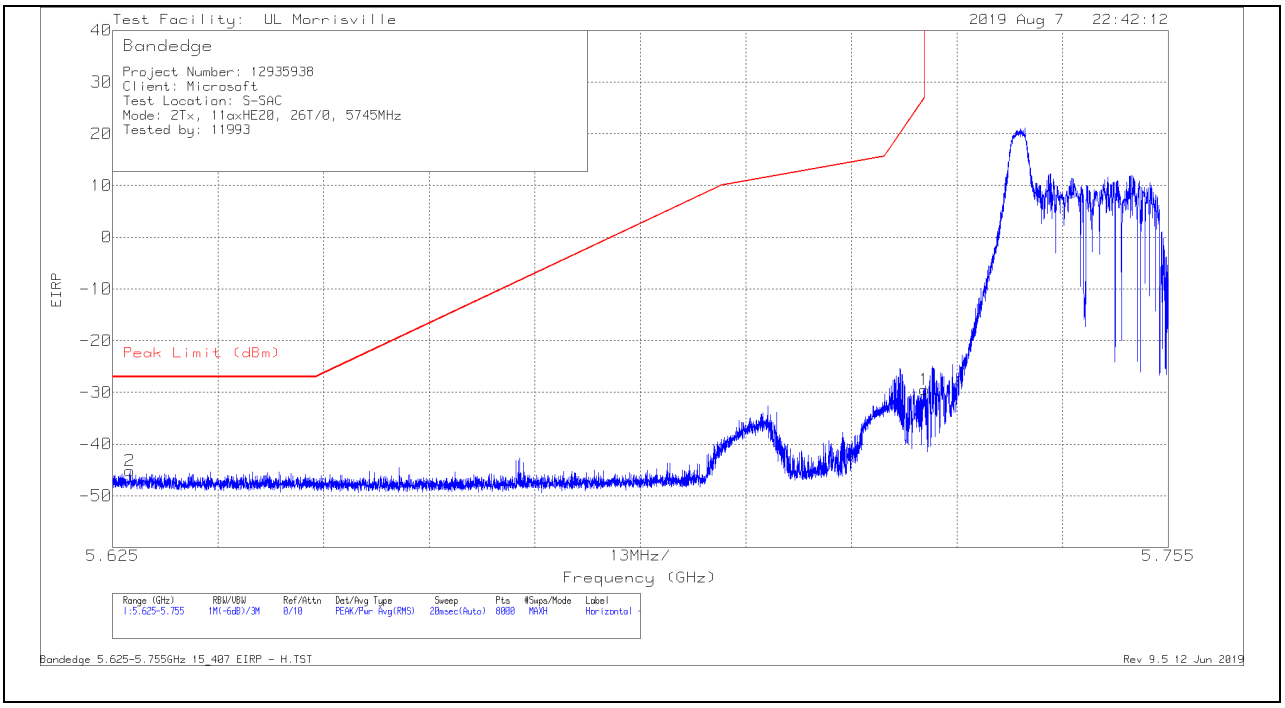

Marker	Frequency (GHz)	Meter Reading (dBm)	Det	AT0072 (dB/m)	Amp/Cbl/Fltr/Pad (dB)	Conversion Factor (dB)	Corrected Reading EIRP	Peak Limit (dBm)	PK Margin (dB)	Azimuth (Degs)	Height (cm)	Polarity
2	5.62711	-68.27	Pk	34.7	-23.4	11.8	-45.17	-27	-18.17	317	385	H
1	5.725	-52.67	Pk	34.7	-23.3	11.8	-29.47	27	-56.47	317	385	H

Pk - Peak detector

UL LLC
12 Laboratory Dr., RTP, NC 27709; USA TEL:(919) 549-1400
This report shall not be reproduced except in full, without the written approval of UL LLC

VERTICAL RESULT

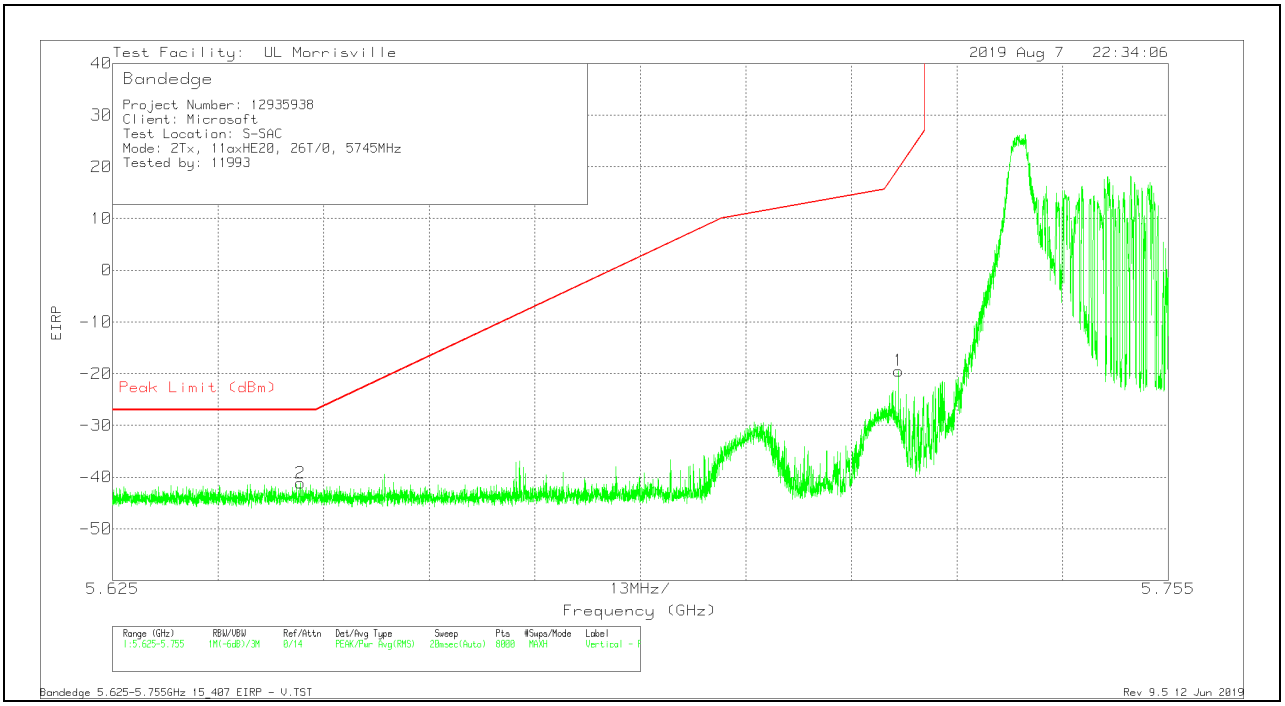

Marker	Frequency (GHz)	Meter Reading (dBm)	Det	AT0072 (dB/m)	Amp/Cbl/Fltr/Pad (dB)	Conversion Factor (dB)	Corrected Reading EIRP	Peak Limit (dBm)	PK Margin (dB)	Azimuth (Degs)	Height (cm)	Polarity
2	5.64809	-64.47	Pk	34.7	-23.2	11.8	-41.17	-27	-14.17	3	225	V
1	5.7218	-42.64	Pk	34.7	-23.3	11.8	-19.44	19.7	-39.14	3	225	V

Pk - Peak detector

UL LLC
12 Laboratory Dr., RTP, NC 27709; USA TEL:(919) 549-1400
This report shall not be reproduced except in full, without the written approval of UL LLC

2TX Antenna 1 + Antenna 2 OFDMA MODE – 26-Tones, RU Index 8

BANDEDGE (HIGH CHANNEL)

HORIZONTAL RESULT

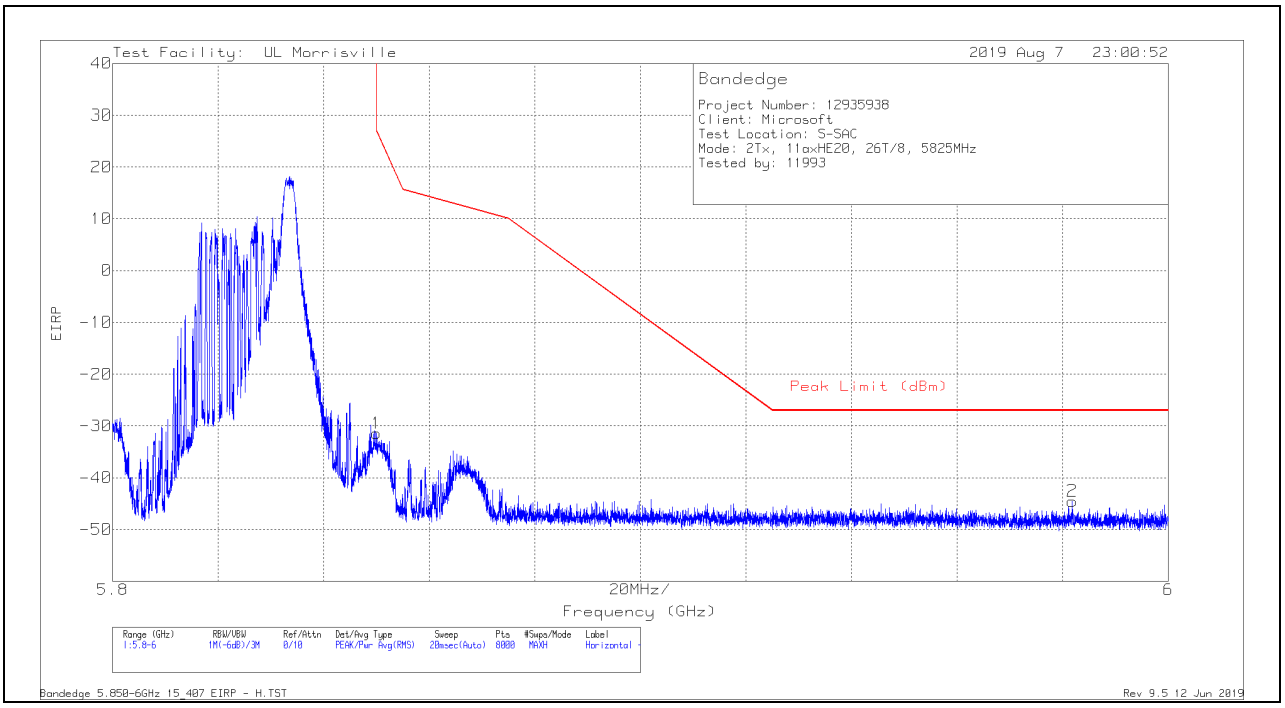

Marker	Frequency (GHz)	Meter Reading (dBm)	Det	AT0072 (dB/m)	Amp/Cbl/Fltr/Pad (dB)	Conversion Factor (dB)	Corrected Reading EIRP	Peak Limit (dBm)	PK Margin (dB)	Azimuth (Degs)	Height (cm)	Polarity
1	5.85001	-54.95	Pk	34.8	-23.1	11.8	-31.45	26.99	-58.44	56	390	H
2	5.98182	-68.4	Pk	35	-22.9	11.8	-44.5	-27	-17.5	56	390	H

Pk - Peak detector

UL LLC
12 Laboratory Dr., RTP, NC 27709; USA TEL:(919) 549-1400
This report shall not be reproduced except in full, without the written approval of UL LLC

VERTICAL RESULT

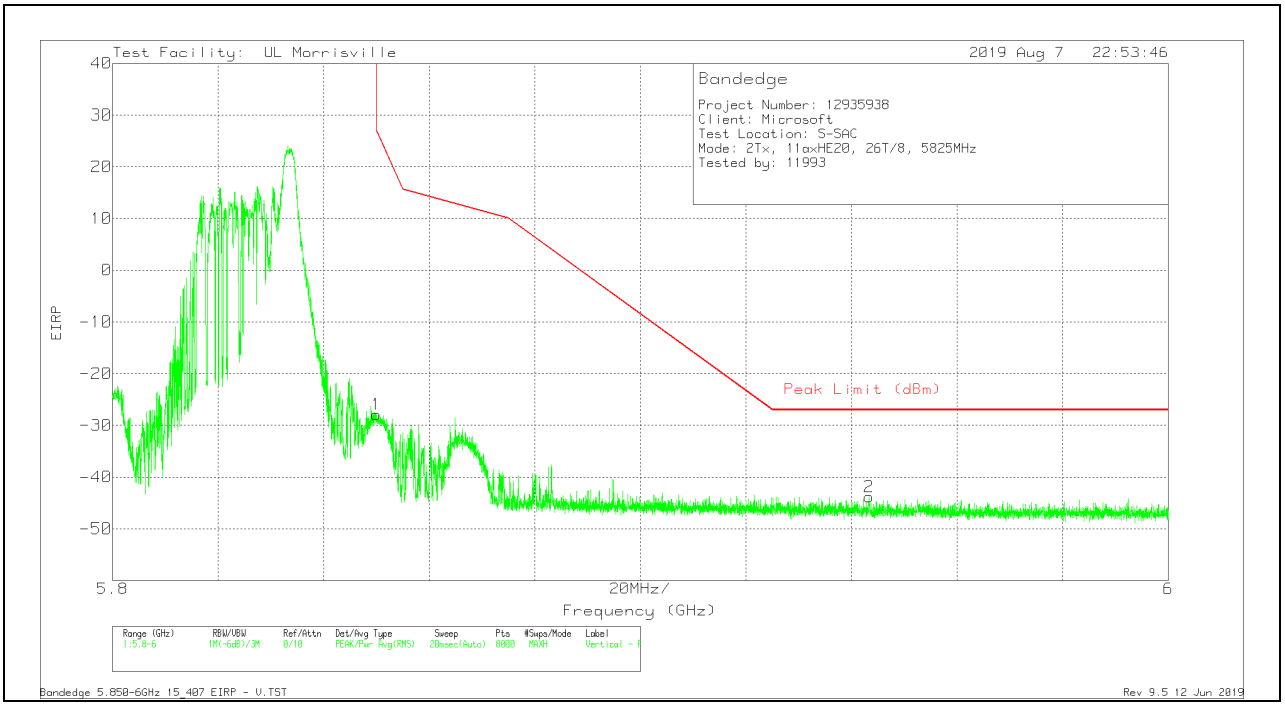

Marker	Frequency (GHz)	Meter Reading (dBm)	Det	AT0072 (dB/m)	Amp/Cbl/Fltr/Pad (dB)	Conversion Factor (dB)	Corrected Reading EIRP	Peak Limit (dBm)	PK Margin (dB)	Azimuth (Degs)	Height (cm)	Polarity
1	5.85001	-51.39	Pk	34.8	-23.1	11.8	-27.89	26.99	-54.88	339	267	V
2	5.94334	-67.72	Pk	34.9	-22.8	11.8	-43.82	-27	-16.82	339	267	V

Pk - Peak detector

UL LLC
12 Laboratory Dr., RTP, NC 27709; USA TEL:(919) 549-1400
This report shall not be reproduced except in full, without the written approval of UL LLC

2TX Antenna 1 + Antenna 2 OFDMA MODE – 26-Tones, RU Index 8

HARMONICS AND SPURIOUS EMISSIONS

LOW CHANNEL RESULTS

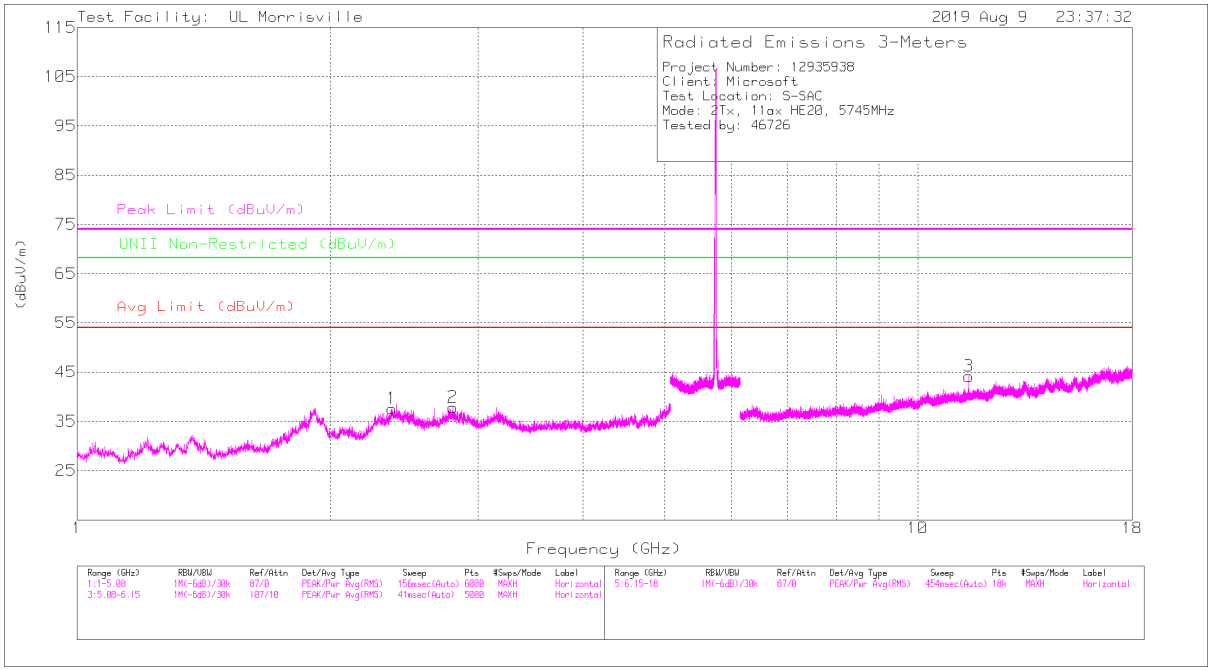

HORIZONTAL

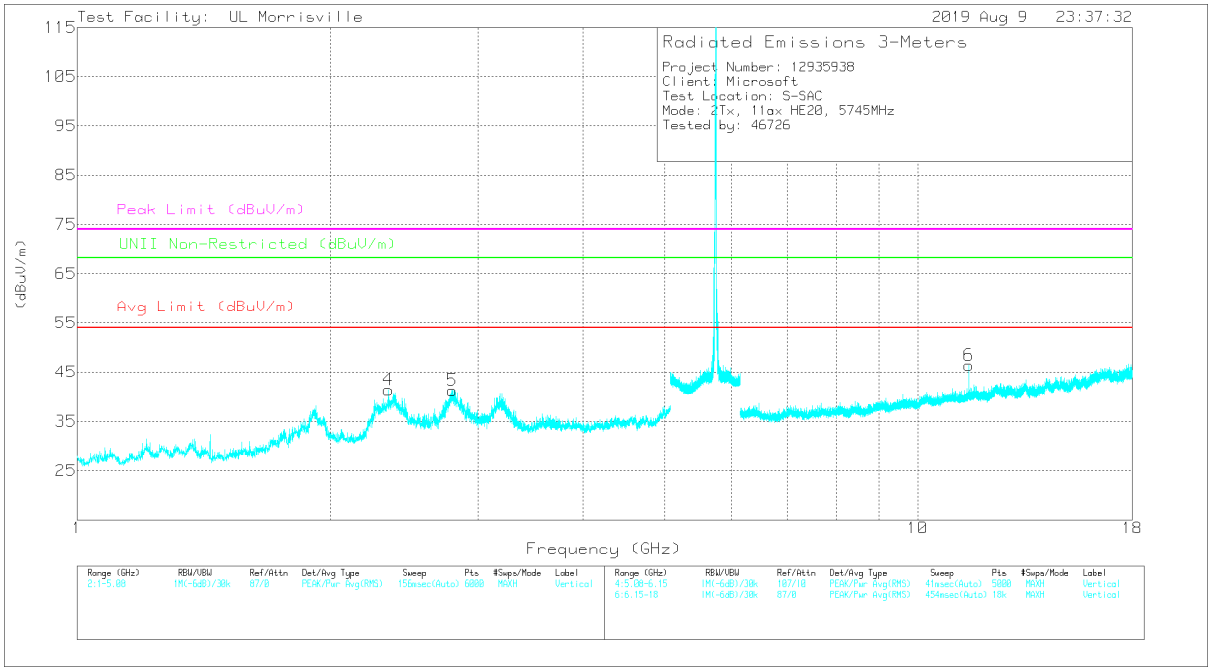

VERTICAL

UL LLC
12 Laboratory Dr., RTP, NC 27709; USA TEL:(919) 549-1400
This report shall not be reproduced except in full, without the written approval of UL LLC

RADIATED EMISSIONS

Markers	Frequency (GHz)	Meter Reading (dBuV)	Det	AT0072 (dB/m)	Amp/Cbl/Fltr/Pad (dB)	Corrected Reading (dBuV/m)	Avg Limit (dBuV/m)	Margin (dB)	Peak Limit (dBuV/m)	PK Margin (dB)	UNII Non-Restricted (dBuV/m)	PK Margin (dB)	Azimuth (Degs)	Height (cm)	Polarity
1	* ** 2.80816	45.4	PK-U	32.1	-33.5	44	-	-	74	-30	-	-	170	262	H
	* ** 2.80827	33.52	ADR	32.1	-33.5	32.12	54	-21.88	-	-	-	-	170	262	H
2	* ** 2.3464	51.27	PK-U	31.6	-34	48.87	-	-	74	-25.13	-	-	98	216	V
	* ** 2.3464	39.34	ADR	31.6	-34	36.94	54	-17.06	-	-	-	-	98	216	V
4	* ** 2.79247	51.56	PK-U	32.2	-33.5	50.26	-	-	74	-23.74	-	-	101	246	V
	* ** 2.79245	39.32	ADR	32.2	-33.5	38.02	54	-15.98	-	-	-	-	101	246	V
5	* ** 11.50729	42.72	PK-U	38.1	-24.4	56.42	-	-	74	-17.58	-	-	308	315	H
	* ** 11.5073	32.37	ADR	38.1	-24.4	46.07	54	-7.93	-	-	-	-	308	315	H
3	* ** 11.50707	41.86	PK-U	38.1	-24.4	55.56	-	-	74	-18.44	-	-	24	228	V
	* ** 11.50707	31.27	ADR	38.1	-24.4	44.97	54	-9.03	-	-	-	-	24	228	V
6	2.39103	48.14	PK-U	31.9	-33.9	46.14	-	-	-	-	68.2	-22.06	357	112	H
	2.39103	35.97	ADR	31.9	-33.9	33.97	-	-	-	-	-	-	357	112	H

* - indicates frequency in CFR47 Pt 15 / IC RSS-Restricted Band
** - indicates frequency in Taiwan NCC LP0002 Restricted Band
PK-U - U-NII: Maximum Peak
ADR - U-NII AD primary method, RMS average

UL LLC
12 Laboratory Dr., RTP, NC 27709; USA TEL:(919) 549-1400
This report shall not be reproduced except in full, without the written approval of UL LLC

MID CHANNEL RESULTS

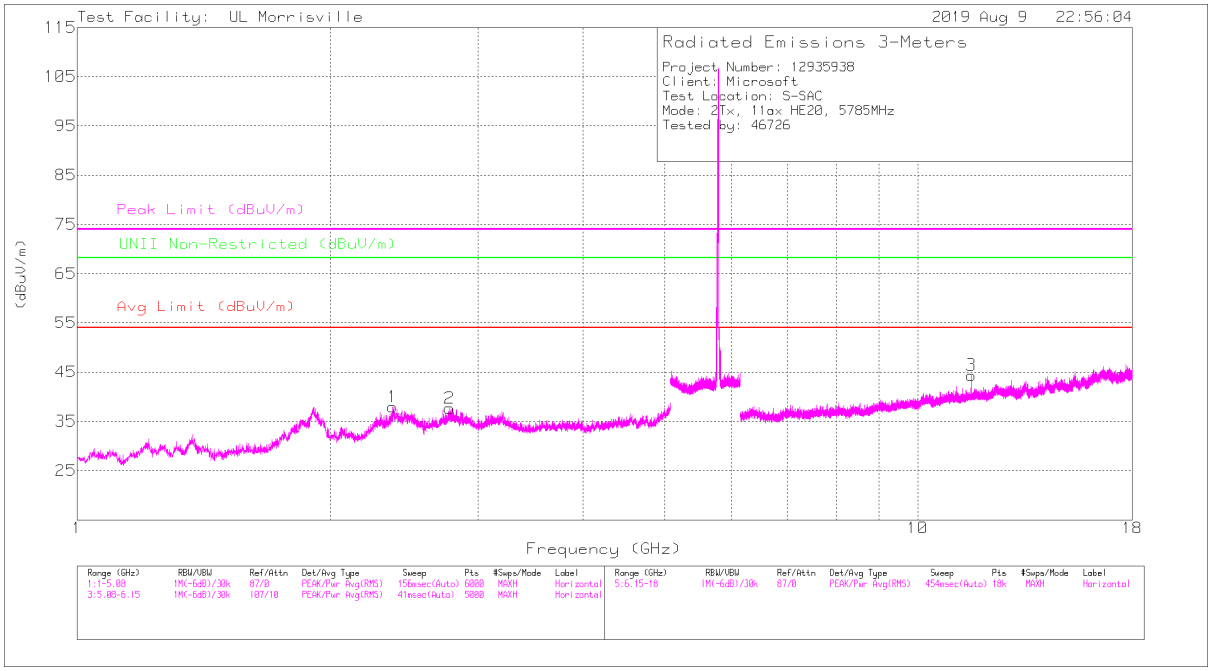

HORIZONTAL

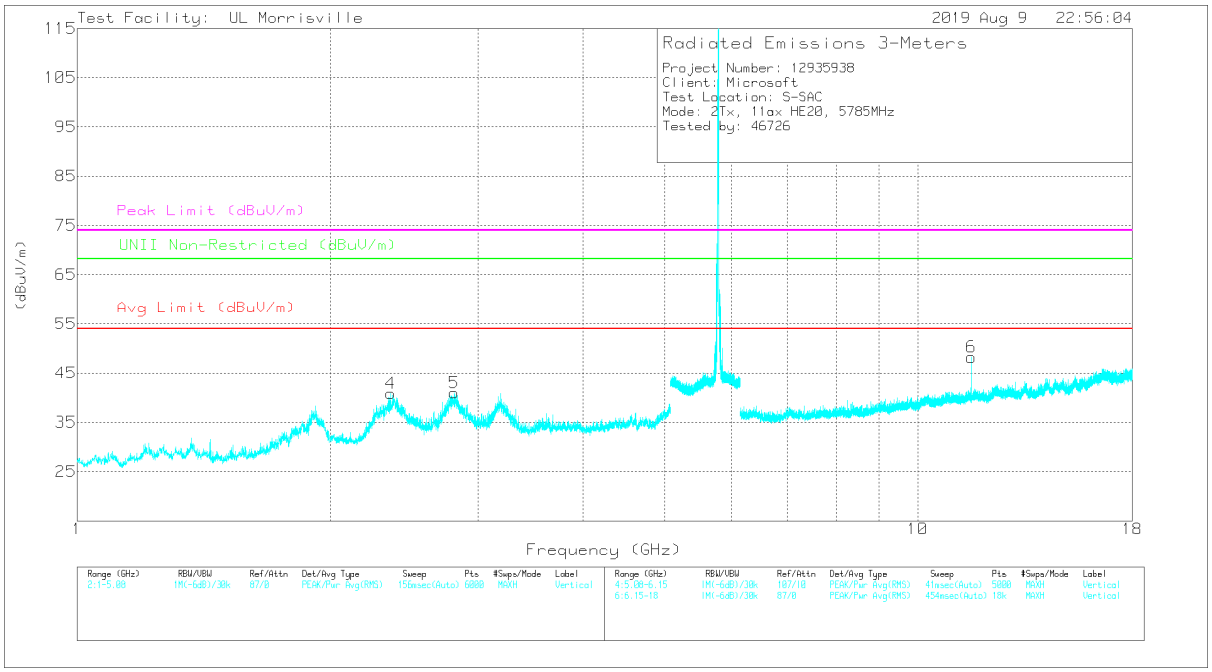

VERTICAL

UL LLC
12 Laboratory Dr., RTP, NC 27709; USA
TEL:(919) 549-1400

This report shall not be reproduced except in full, without the written approval of UL LLC

RADIATED EMISSIONS

Markers	Frequency (GHz)	Meter Reading (dBuV)	Det	AT0072 (dB/m)	Amp/Cbl/Fltr/Pad (dB)	Corrected Reading (dBuV/m)	Avg Limit (dBuV/m)	Margin (dB)	Peak Limit (dBuV/m)	PK Margin (dB)	UNII Non-Restricted (dBuV/m)	PK Margin (dB)	Azimuth (Degs)	Height (cm)	Polarity
1	* ** 2.37256	47.79	PK-U	31.8	-33.9	45.69	-	-	74	-28.31	-	-	357	145	H
	* ** 2.37246	35.63	ADR	31.8	-33.9	33.53	54	-20.47	-	-	-	-	357	145	H
2	* ** 2.79654	46.2	PK-U	32.2	-33.5	44.9	-	-	74	-29.1	-	-	9	119	H
	* ** 2.79663	33.79	ADR	32.2	-33.5	32.49	54	-21.51	-	-	-	-	9	119	H
4	* ** 2.37522	51.26	PK-U	31.8	-33.9	49.16	-	-	74	-24.84	-	-	99	237	V
	* ** 2.37515	39.5	ADR	31.8	-33.9	37.4	54	-16.6	-	-	-	-	99	237	V
5	* ** 2.80948	50.69	PK-U	32.1	-33.5	49.29	-	-	74	-24.71	-	-	102	236	V
	* ** 2.80934	39.22	ADR	32.1	-33.5	37.82	54	-16.18	-	-	-	-	102	236	V
3	* ** 11.58706	42.11	PK-U	38.3	-24.6	55.81	-	-	74	-18.19	-	-	319	339	H
	* ** 11.58706	32.15	ADR	38.3	-24.6	45.85	54	-8.15	-	-	-	-	319	339	H
6	* ** 11.5868	41.78	PK-U	38.3	-24.6	55.48	-	-	74	-18.52	-	-	22	235	V
	* ** 11.5868	31.42	ADR	38.3	-24.6	45.12	54	-8.88	-	-	-	-	22	235	V

* - indicates frequency in CFR47 Pt 15 / IC RSS-Restricted Band
** - indicates frequency in Taiwan NCC LP0002 Restricted Band
PK-U - U-NII: Maximum Peak
ADR - U-NII AD primary method, RMS average

UL LLC
12 Laboratory Dr., RTP, NC 27709; USA TEL:(919) 549-1400
This report shall not be reproduced except in full, without the written approval of UL LLC

HIGH CHANNEL RESULTS

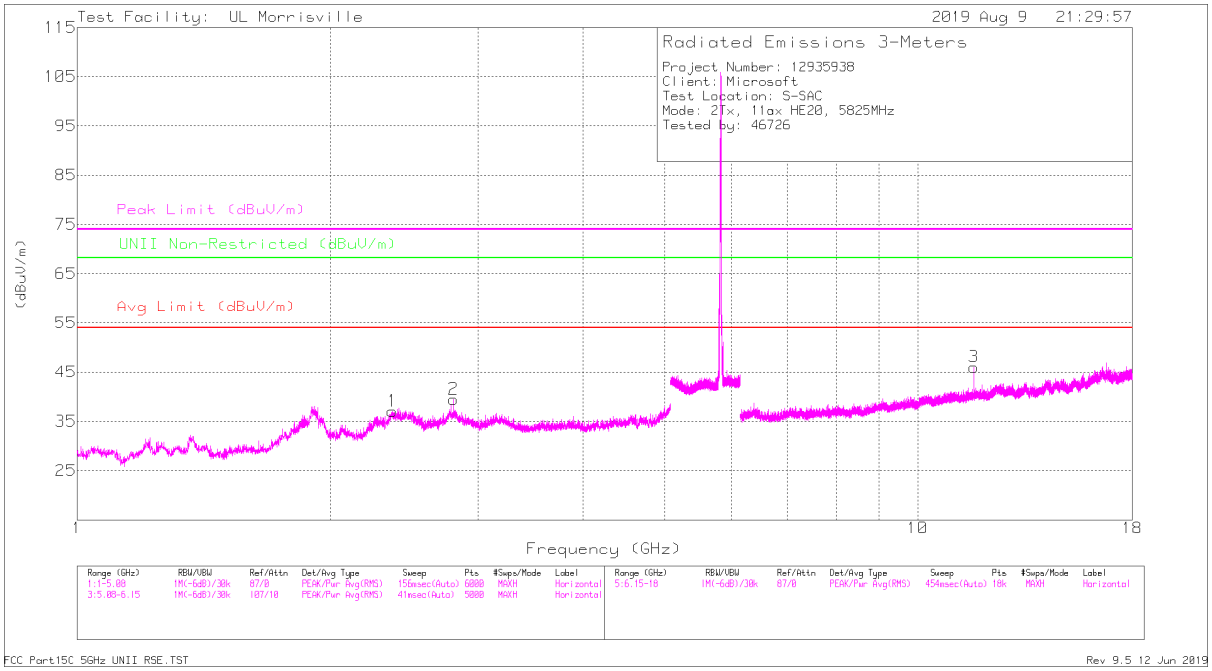

HORIZONTAL

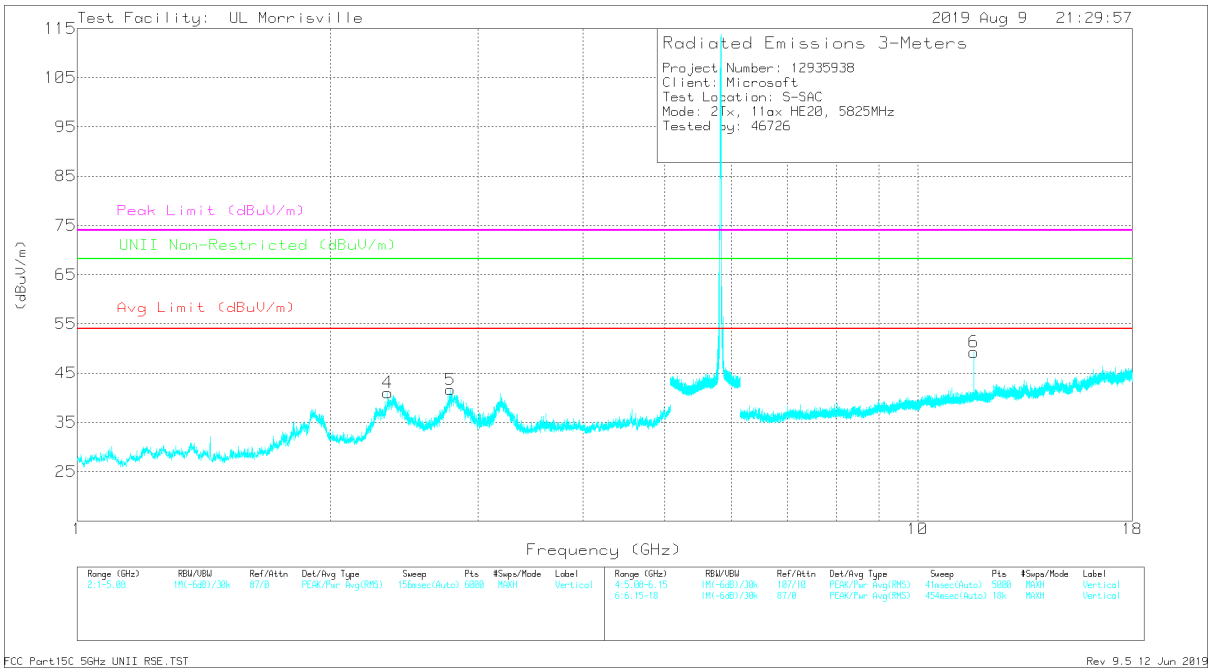

VERTICAL

UL LLC
12 Laboratory Dr., RTP, NC 27709; USA
TEL:(919) 549-1400

This report shall not be reproduced except in full, without the written approval of UL LLC

RADIATED EMISSIONS

Markers	Frequency (GHz)	Meter Reading (dBuV)	Det	AT0072 (dB/m)	Amp/Cbl/Fltr/Pad (dB)	Corrected Reading (dBuV/m)	Avg Limit (dBuV/m)	Margin (dB)	Peak Limit (dBuV/m)	PK Margin (dB)	UNII Non-Restricted (dBuV/m)	PK Margin (dB)	Azimuth (Degs)	Height (cm)	Polarity
1	* ** 2.37682	48.32	PK-U	31.8	-33.9	46.22	-	-	74	-27.78	-	-	355	134	H
	* ** 2.37685	36.03	ADR	31.8	-33.9	33.93	54	-20.07	-	-	-	-	355	134	H
2	* ** 2.78898	47.24	PK-U	32.2	-33.5	45.94	-	-	74	-28.06	-	-	143	134	H
	* ** 2.78896	35.41	ADR	32.2	-33.5	34.11	54	-19.89	-	-	-	-	143	134	H
4	* ** 2.34891	51.1	PK-U	31.6	-34	48.7	-	-	74	-25.3	-	-	95	217	V
	* ** 2.34891	39.29	ADR	31.6	-34	36.89	54	-17.11	-	-	-	-	95	217	V
5	* ** 2.80888	51.14	PK-U	32.1	-33.5	49.74	-	-	74	-24.26	-	-	102	238	V
	* ** 2.80886	39.54	ADR	32.1	-33.5	38.14	54	-15.86	-	-	-	-	102	238	V
3	* ** 11.66678	43.79	PK-U	38.4	-24.3	57.89	-	-	74	-16.11	-	-	307	328	H
	* ** 11.66677	34.07	ADR	38.4	-24.3	48.17	54	-5.83	-	-	-	-	307	328	H
6	* ** 11.66672	42.74	PK-U	38.4	-24.3	56.84	-	-	74	-17.16	-	-	3	193	V
	* ** 11.66672	31.95	ADR	38.4	-24.3	46.05	54	-7.95	-	-	-	-	3	193	V

* - indicates frequency in CFR47 Pt 15 / IC RSS-Restricted Band
** - indicates frequency in Taiwan NCC LP0002 Restricted Band
PK-U - U-NII: Maximum Peak
ADR - U-NII AD primary method, RMS average

UL LLC
12 Laboratory Dr., RTP, NC 27709; USA TEL:(919) 549-1400
This report shall not be reproduced except in full, without the written approval of UL LLC

10.1.2. TX ABOVE 1 GHz 802.11ax HE40 MODE IN THE 5.8 GHz BAND

2TX Antenna 1 + Antenna 2 OFDMA MODE – SU MODE

BANDEDGE (LOW CHANNEL)

HORIZONTAL RESULT

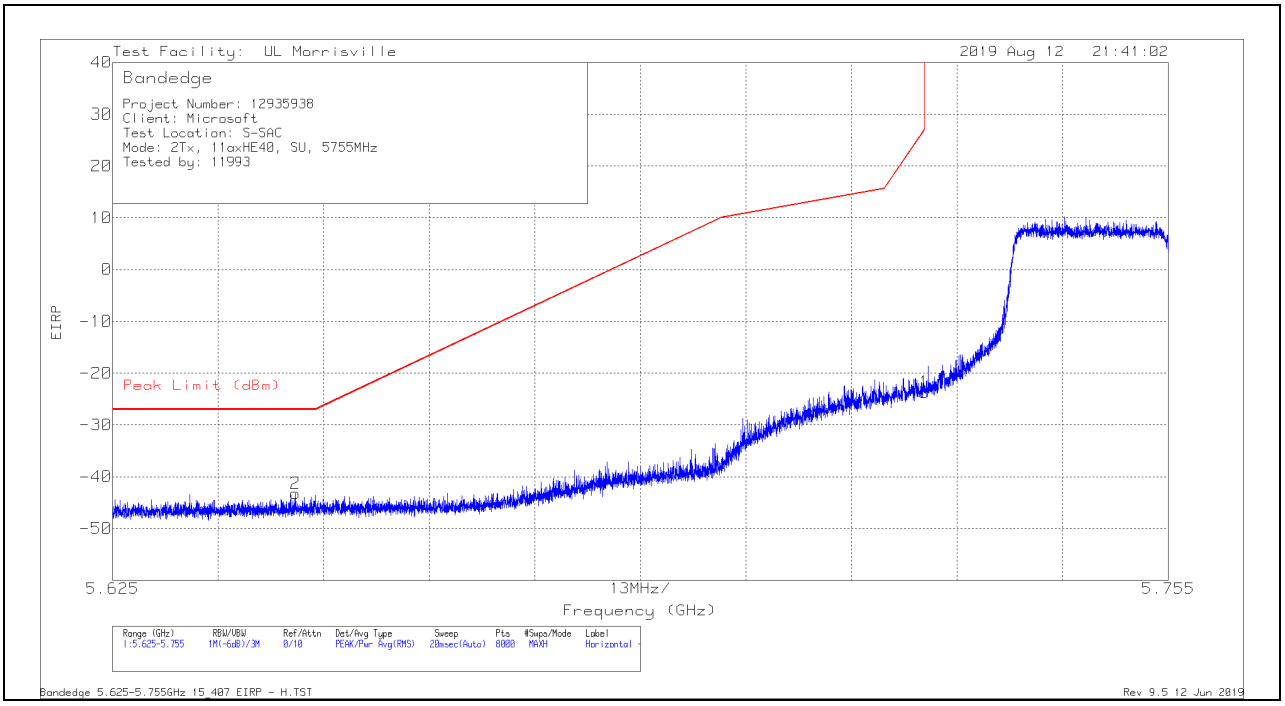

Marker	Frequency (GHz)	Meter Reading (dBm)	Det	AT0072 (dB/m)	Amp/Cbl/Fltr/Pad (dB)	Conversion Factor (dB)	Corrected Reading EIRP	Peak Limit (dBm)	PK Margin (dB)	Azimuth (Degs)	Height (cm)	Polarity
2	5.64748	-66.55	Pk	34.7	-23.2	11.8	-43.25	-27	-16.25	66	320	H
1	5.725	-46.9	Pk	34.7	-23.3	11.8	-23.7	27	-50.7	66	320	H

Pk - Peak detector

UL LLC
12 Laboratory Dr., RTP, NC 27709; USA TEL:(919) 549-1400
This report shall not be reproduced except in full, without the written approval of UL LLC

VERTICAL RESULT

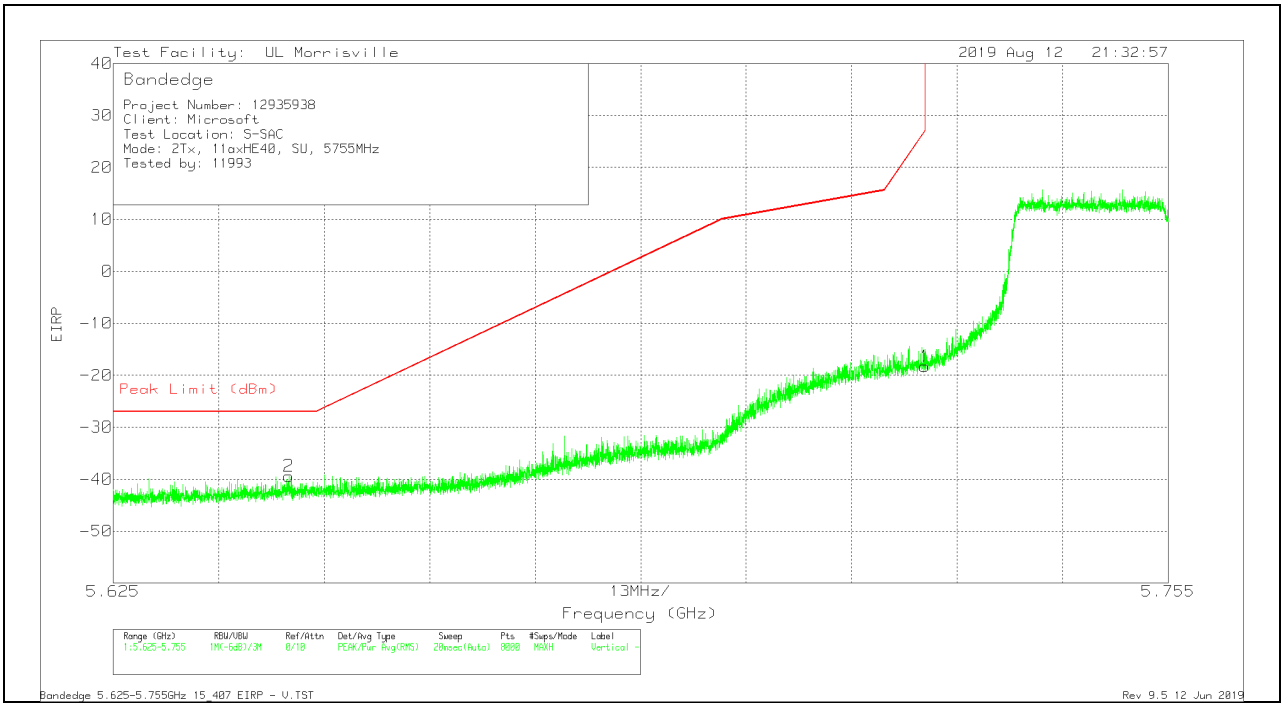

Marker	Frequency (GHz)	Meter Reading (dBm)	Det	AT0072 (dB/m)	Amp/Cbl/Fltr/Pad (dB)	Conversion Factor (dB)	Corrected Reading EIRP	Peak Limit (dBm)	PK Margin (dB)	Azimuth (Degs)	Height (cm)	Polarity
2	5.64665	-62.7	Pk	34.7	-23.2	11.8	-39.4	-27	-12.4	39	305	V
1	5.725	-41.51	Pk	34.7	-23.3	11.8	-18.31	27	-45.31	39	305	V

Pk - Peak detector

UL LLC
12 Laboratory Dr., RTP, NC 27709; USA TEL:(919) 549-1400
This report shall not be reproduced except in full, without the written approval of UL LLC

BANDEDGE (HIGH CHANNEL)

HORIZONTAL RESULT

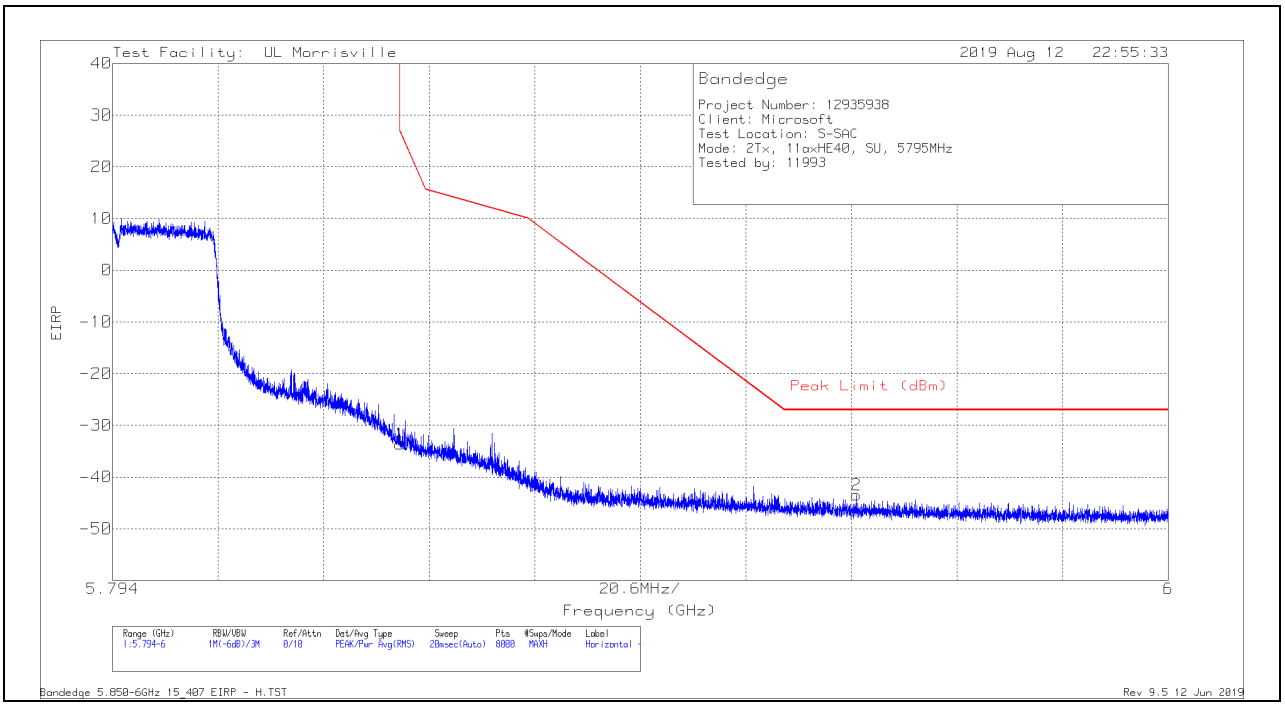

Marker	Frequency (GHz)	Meter Reading (dBm)	Det	AT0072 (dB/m)	Amp/Cbl/Fltr/Pad (dB)	Conversion Factor (dB)	Corrected Reading EIRP	Peak Limit (dBm)	PK Margin (dB)	Azimuth (Degs)	Height (cm)	Polarity
1	5.85001	-57.11	Pk	34.8	-23.1	11.8	-33.61	26.97	-60.58	62	341	H
2	5.93912	-67.37	Pk	34.9	-22.8	11.8	-43.47	-27	-16.47	62	341	H

Pk - Peak detector

UL LLC
12 Laboratory Dr., RTP, NC 27709; USA TEL:(919) 549-1400
This report shall not be reproduced except in full, without the written approval of UL LLC

VERTICAL RESULT

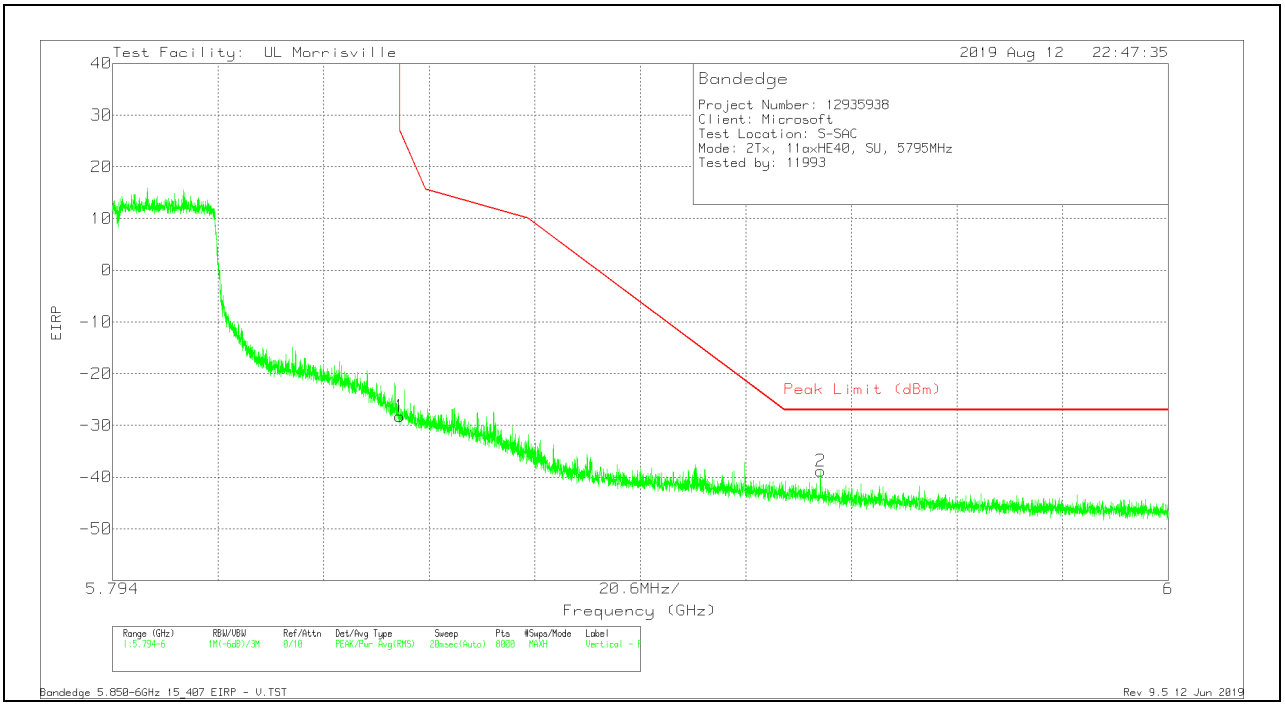

Marker	Frequency (GHz)	Meter Reading (dBm)	Det	AT0072 (dB/m)	Amp/Cbl/Fltr/Pad (dB)	Conversion Factor (dB)	Corrected Reading EIRP	Peak Limit (dBm)	PK Margin (dB)	Azimuth (Degs)	Height (cm)	Polarity
1	5.85001	-51.72	Pk	34.8	-23.1	11.8	-28.22	26.97	-55.19	75	238	V
2	5.93214	-62.7	Pk	34.9	-22.8	11.8	-38.8	-27	-11.8	75	238	V

Pk - Peak detector

UL LLC
12 Laboratory Dr., RTP, NC 27709; USA TEL:(919) 549-1400
This report shall not be reproduced except in full, without the written approval of UL LLC

2TX Antenna 1 + Antenna 2 OFDMA MODE – 484-Tones, RU Index 65

BANDEDGE (LOW CHANNEL)

HORIZONTAL RESULT

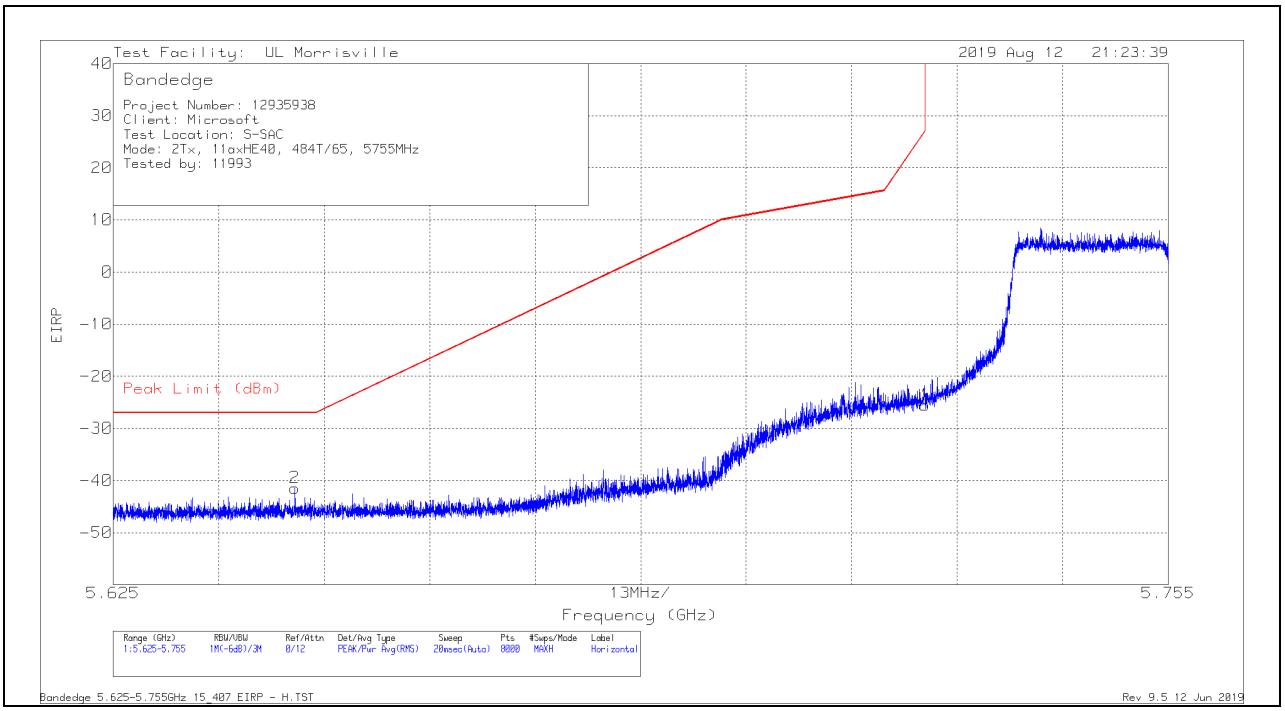

Marker	Frequency (GHz)	Meter Reading (dBm)	Det	AT0072 (dB/m)	Amp/Cbl/Fltr/Pad (dB)	Conversion Factor (dB)	Corrected Reading EIRP	Peak Limit (dBm)	PK Margin (dB)	Azimuth (Degs)	Height (cm)	Polarity
2	5.64741	-64.72	Pk	34.7	-23.2	11.8	-41.42	-27	-14.42	322	348	H
1	5.725	-48.71	Pk	34.7	-23.3	11.8	-25.51	27	-52.51	322	348	H

Pk - Peak detector

UL LLC
12 Laboratory Dr., RTP, NC 27709; USA TEL:(919) 549-1400
This report shall not be reproduced except in full, without the written approval of UL LLC

VERTICAL RESULT

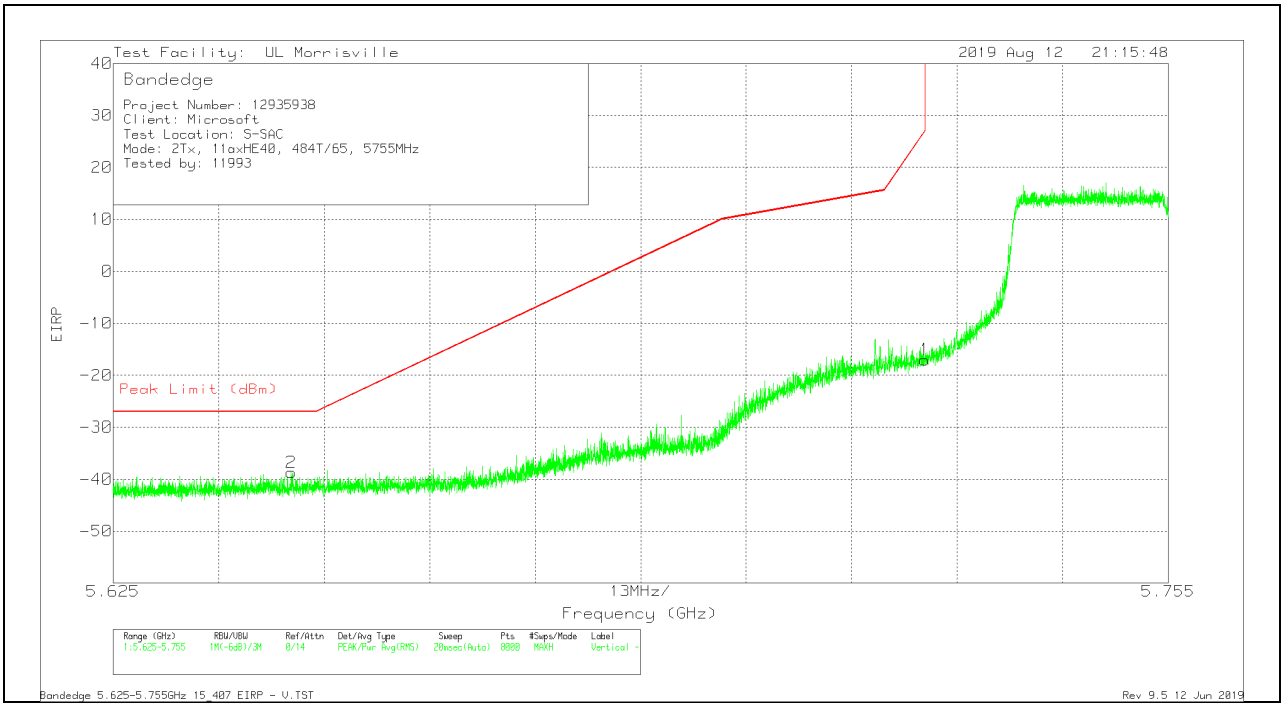

Marker	Frequency (GHz)	Meter Reading (dBm)	Det	AT0072 (dB/m)	Amp/Cbl/Fltr/Pad (dB)	Conversion Factor (dB)	Corrected Reading EIRP	Peak Limit (dBm)	PK Margin (dB)	Azimuth (Degs)	Height (cm)	Polarity
2	5.64696	-62.03	Pk	34.7	-23.2	11.8	-38.73	-27	-11.73	346	234	V
1	5.725	-40.21	Pk	34.7	-23.3	11.8	-17.01	27	-44.01	346	234	V

Pk - Peak detector

UL LLC
12 Laboratory Dr., RTP, NC 27709; USA TEL:(919) 549-1400
This report shall not be reproduced except in full, without the written approval of UL LLC

BANDEDGE (HIGH CHANNEL)

HORIZONTAL RESULT

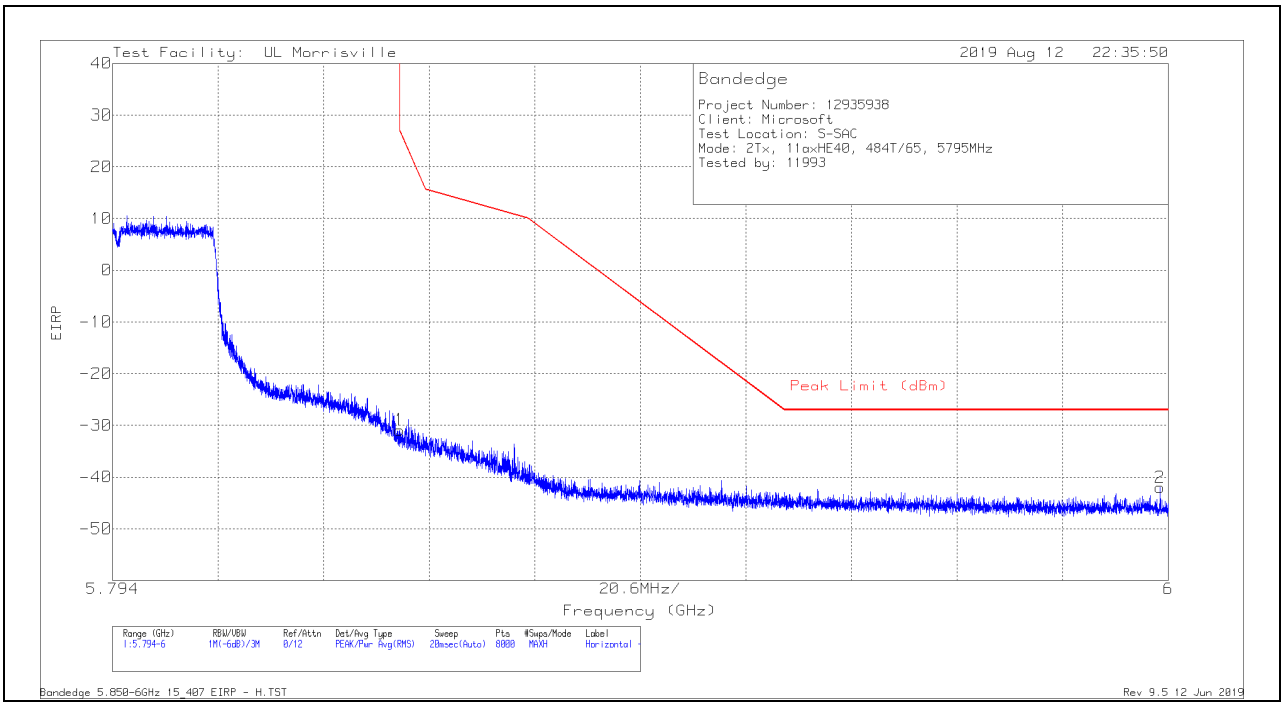

Marker	Frequency (GHz)	Meter Reading (dBm)	Det	AT0072 (dB/m)	Amp/Cbl/Fltr/Pad (dB)	Conversion Factor (dB)	Corrected Reading EIRP	Peak Limit (dBm)	PK Margin (dB)	Azimuth (Degs)	Height (cm)	Polarity
1	5.85001	-54.38	Pk	34.8	-23.1	11.8	-30.88	26.97	-57.85	63	356	H
2	5.99843	-65.89	Pk	35	-22.9	11.8	-41.99	-27	-14.99	63	356	H

Pk - Peak detector

UL LLC
12 Laboratory Dr., RTP, NC 27709; USA TEL:(919) 549-1400
This report shall not be reproduced except in full, without the written approval of UL LLC

VERTICAL RESULT

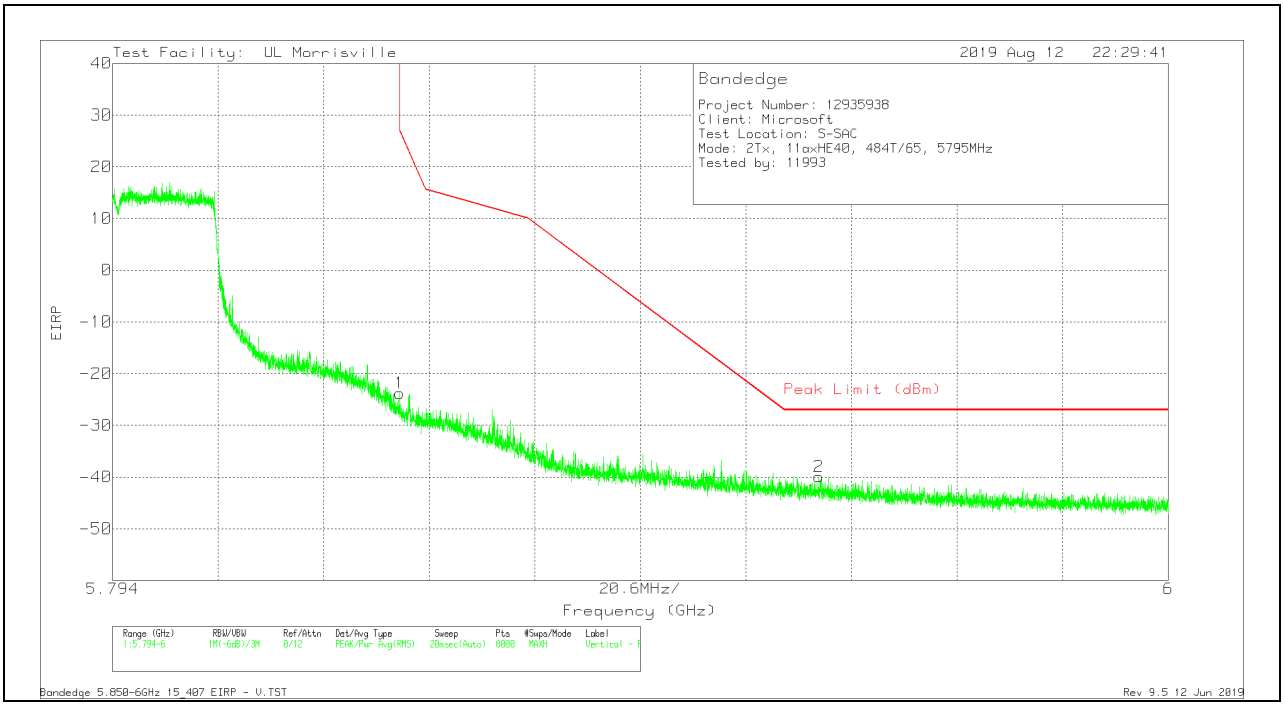

Marker	Frequency (GHz)	Meter Reading (dBm)	Det	AT0072 (dB/m)	Amp/Cbl/Fltr/Pad (dB)	Conversion Factor (dB)	Corrected Reading EIRP	Peak Limit (dBm)	PK Margin (dB)	Azimuth (Degs)	Height (cm)	Polarity
1	5.85001	-47.3	Pk	34.8	-23.1	11.8	-23.8	26.97	-50.77	0	246	V
2	5.93178	-63.82	Pk	34.9	-22.8	11.8	-39.92	-27	-12.92	0	246	V

Pk - Peak detector

UL LLC
12 Laboratory Dr., RTP, NC 27709; USA TEL:(919) 549-1400

This report shall not be reproduced except in full, without the written approval of UL LLC

2TX Antenna 1 + Antenna 2 OFDMA MODE – 242-Tones, RU Index 61

BANDEDGE (LOW CHANNEL)

HORIZONTAL RESULT

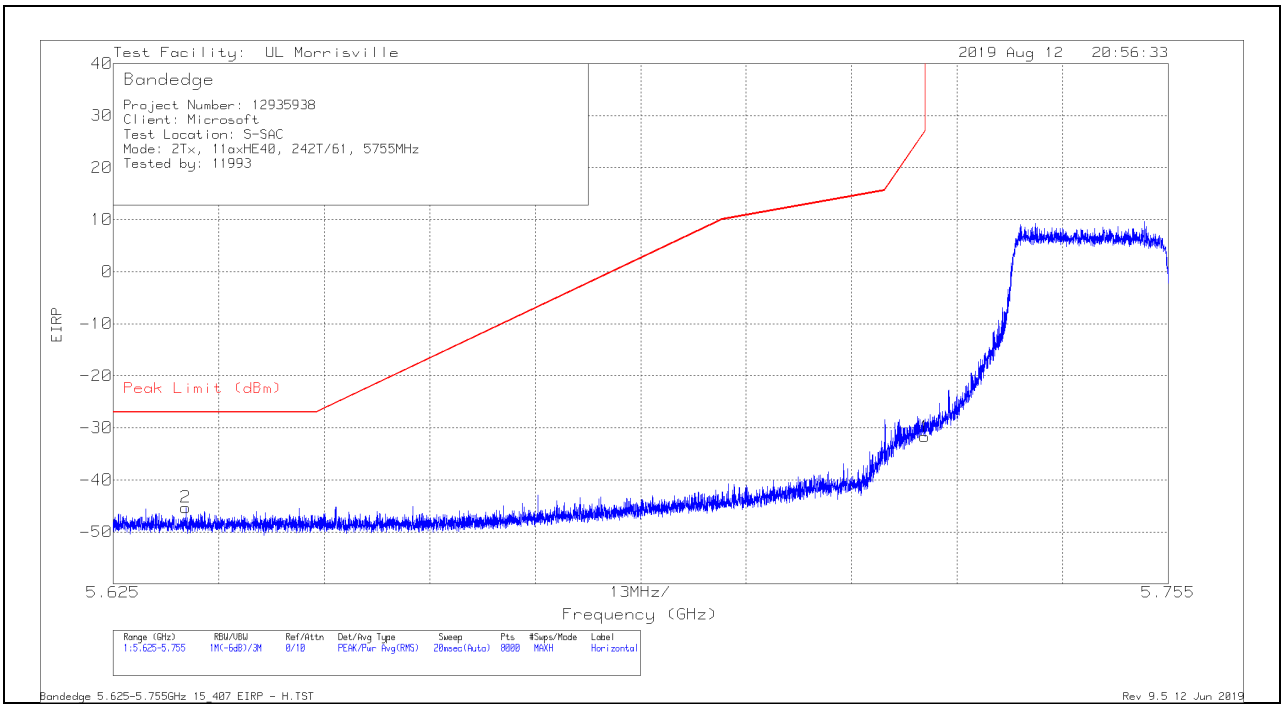

Marker	Frequency (GHz)	Meter Reading (dBm)	Det	AT0072 (dB/m)	Amp/Cbl/Fltr/Pad (dB)	Conversion Factor (dB)	Corrected Reading EIRP	Peak Limit (dBm)	PK Margin (dB)	Azimuth (Degs)	Height (cm)	Polarity
2	5.63396	-68.39	Pk	34.7	-23.4	11.8	-45.29	-27	-18.29	1	232	H
1	5.725	-54.91	Pk	34.7	-23.3	11.8	-31.71	27	-58.71	1	232	H

Pk - Peak detector

UL LLC
12 Laboratory Dr., RTP, NC 27709; USA TEL:(919) 549-1400
This report shall not be reproduced except in full, without the written approval of UL LLC

VERTICAL RESULT

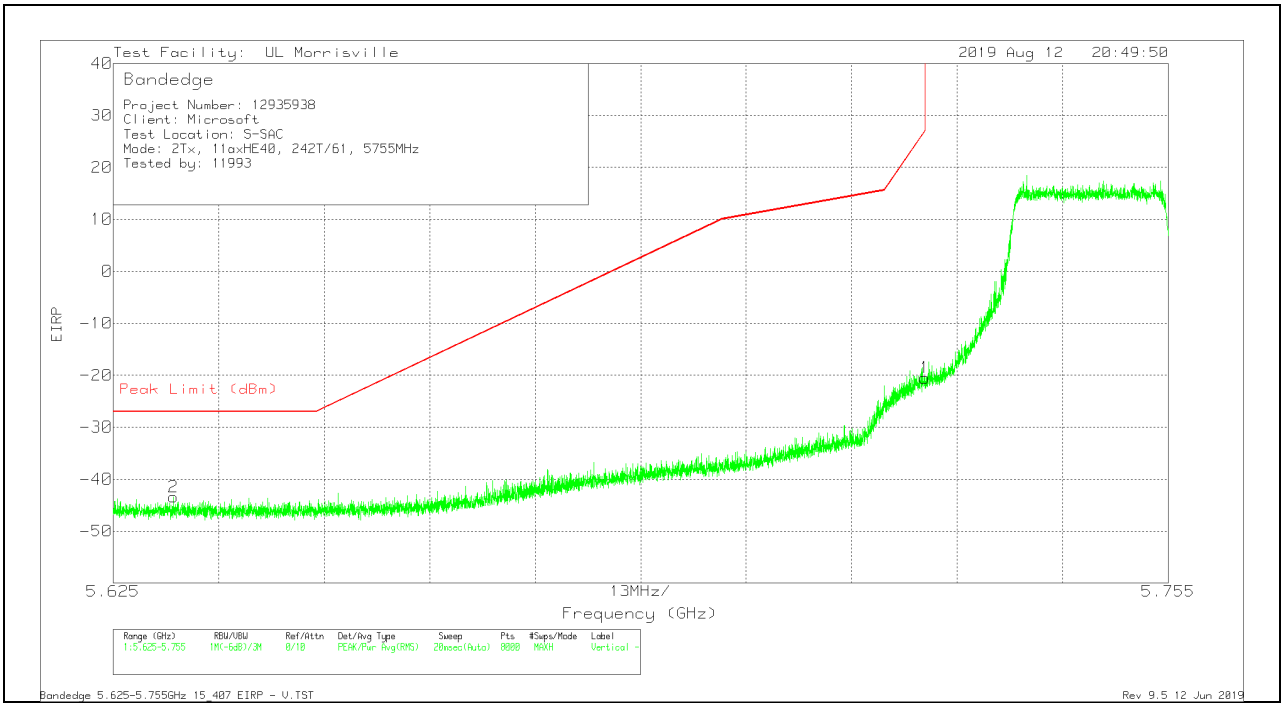

Marker	Frequency (GHz)	Meter Reading (dBm)	Det	AT0072 (dB/m)	Amp/Cbl/Fltr/Pad (dB)	Conversion Factor (dB)	Corrected Reading EIRP	Peak Limit (dBm)	PK Margin (dB)	Azimuth (Degs)	Height (cm)	Polarity
2	5.63243	-66.51	Pk	34.7	-23.4	11.8	-43.41	-27	-16.41	38	317	V
1	5.725	-43.69	Pk	34.7	-23.3	11.8	-20.49	27	-47.49	38	317	V

Pk - Peak detector

UL LLC
12 Laboratory Dr., RTP, NC 27709; USA TEL:(919) 549-1400
This report shall not be reproduced except in full, without the written approval of UL LLC

2TX Antenna 1 + Antenna 2 OFDMA MODE – 242-Tones, RU Index 62

BANDEDGE (HIGH CHANNEL)

HORIZONTAL RESULT

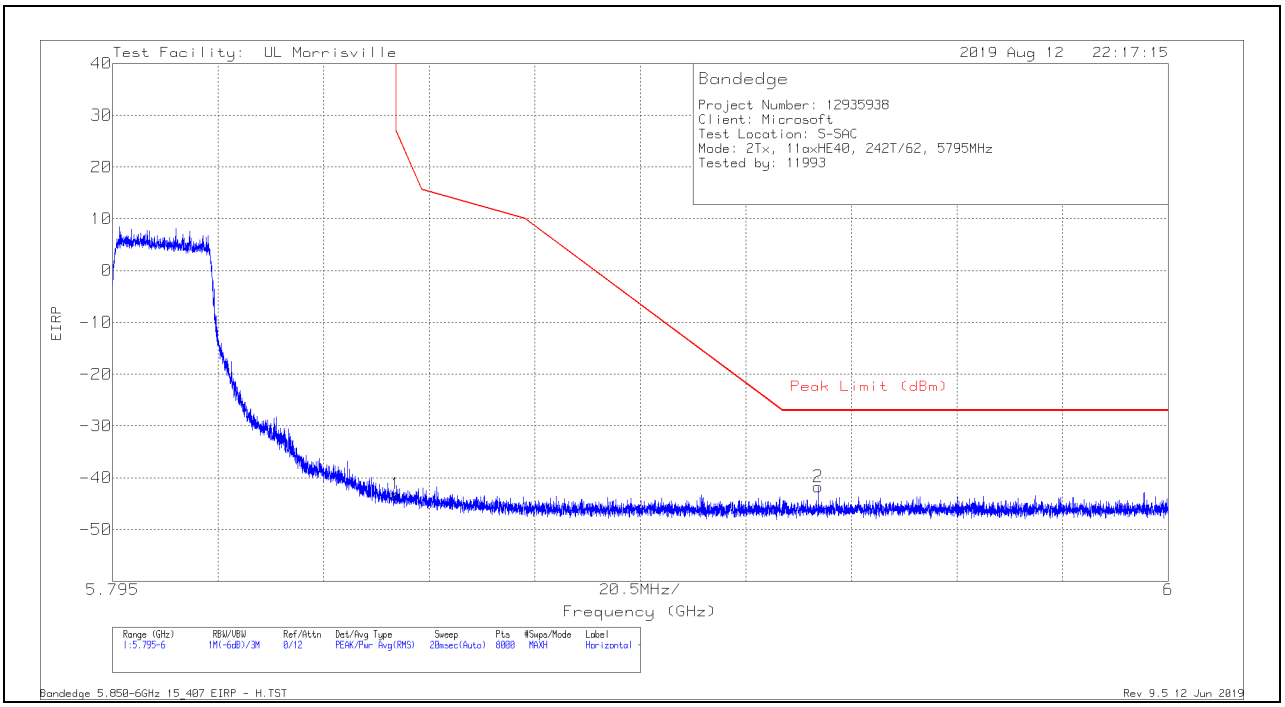

Marker	Frequency (GHz)	Meter Reading (dBm)	Det	AT0072 (dB/m)	Amp/Cbl/Fltr/Pad (dB)	Conversion Factor (dB)	Corrected Reading EIRP	Peak Limit (dBm)	PK Margin (dB)	Azimuth (Degs)	Height (cm)	Polarity
1	5.85002	-66.65	Pk	34.8	-23.1	11.8	-43.15	26.95	-70.1	29	259	H
2	5.93198	-65.61	Pk	34.9	-22.8	11.8	-41.71	-27	-14.71	29	259	H

Pk - Peak detector

UL LLC
12 Laboratory Dr., RTP, NC 27709; USA TEL:(919) 549-1400
This report shall not be reproduced except in full, without the written approval of UL LLC

VERTICAL RESULT

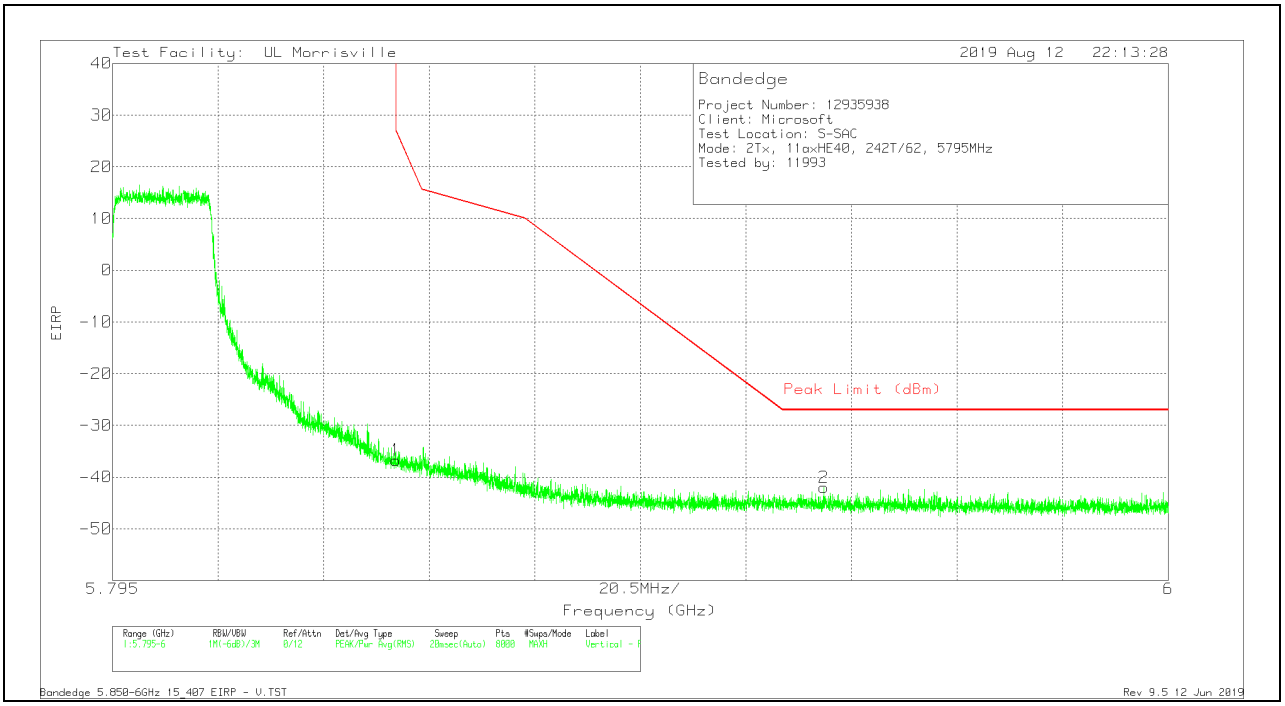

Marker	Frequency (GHz)	Meter Reading (dBm)	Det	AT0072 (dB/m)	Amp/Cbl/Fltr/Pad (dB)	Conversion Factor (dB)	Corrected Reading EIRP	Peak Limit (dBm)	PK Margin (dB)	Azimuth (Degs)	Height (cm)	Polarity
1	5.85002	-60.23	Pk	34.8	-23.1	11.8	-36.73	26.95	-63.68	29	259	V
2	5.93314	-65.9	Pk	34.9	-22.8	11.8	-42	-27	-15	29	259	V

Pk - Peak detector

UL LLC
12 Laboratory Dr., RTP, NC 27709; USA TEL:(919) 549-1400
This report shall not be reproduced except in full, without the written approval of UL LLC

2TX Antenna 1 + Antenna 2 OFDMA MODE – 106-Tones, RU Index 53

BANDEDGE (LOW CHANNEL)

HORIZONTAL RESULT

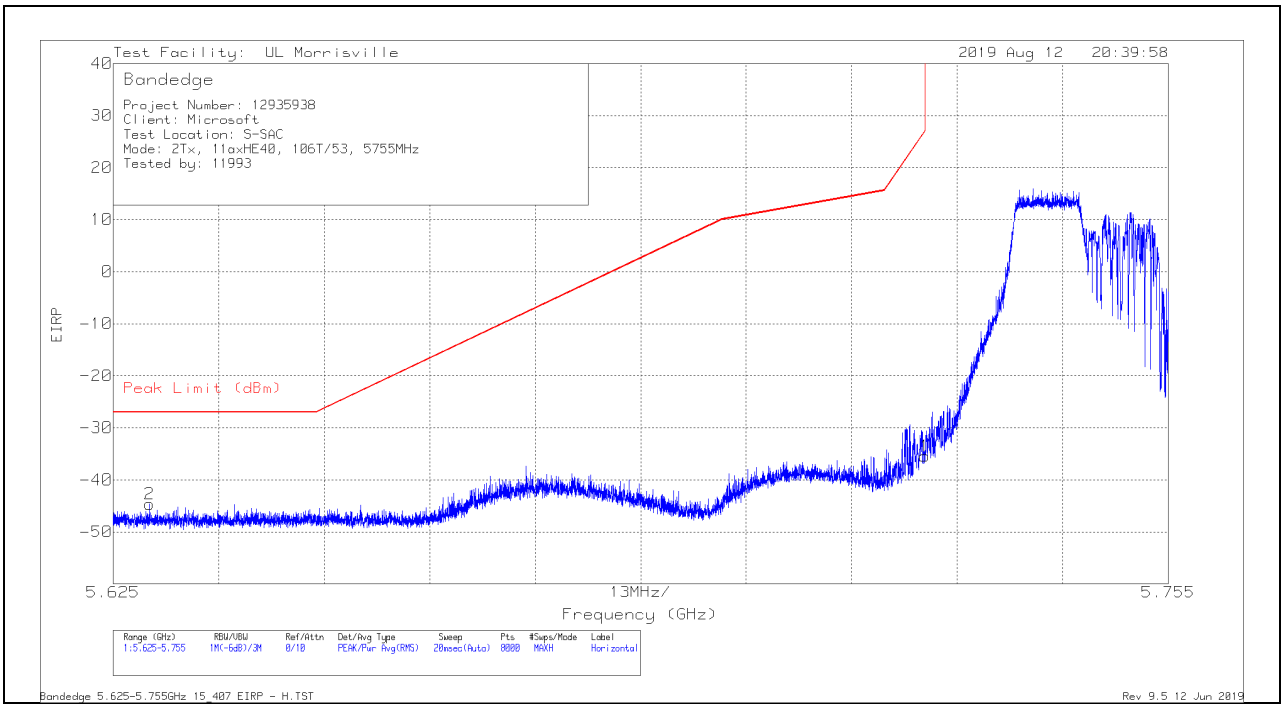

Marker	Frequency (GHz)	Meter Reading (dBm)	Det	AT0072 (dB/m)	Amp/Cbl/Fltr/Pad (dB)	Conversion Factor (dB)	Corrected Reading EIRP	Peak Limit (dBm)	PK Margin (dB)	Azimuth (Degs)	Height (cm)	Polarity
2	5.62952	-67.76	Pk	34.7	-23.4	11.8	-44.66	-27	-17.66	327	296	H
1	5.725	-58.65	Pk	34.7	-23.3	11.8	-35.45	27	-62.45	327	296	H

Pk - Peak detector

UL LLC
12 Laboratory Dr., RTP, NC 27709; USA TEL:(919) 549-1400
This report shall not be reproduced except in full, without the written approval of UL LLC

VERTICAL RESULT

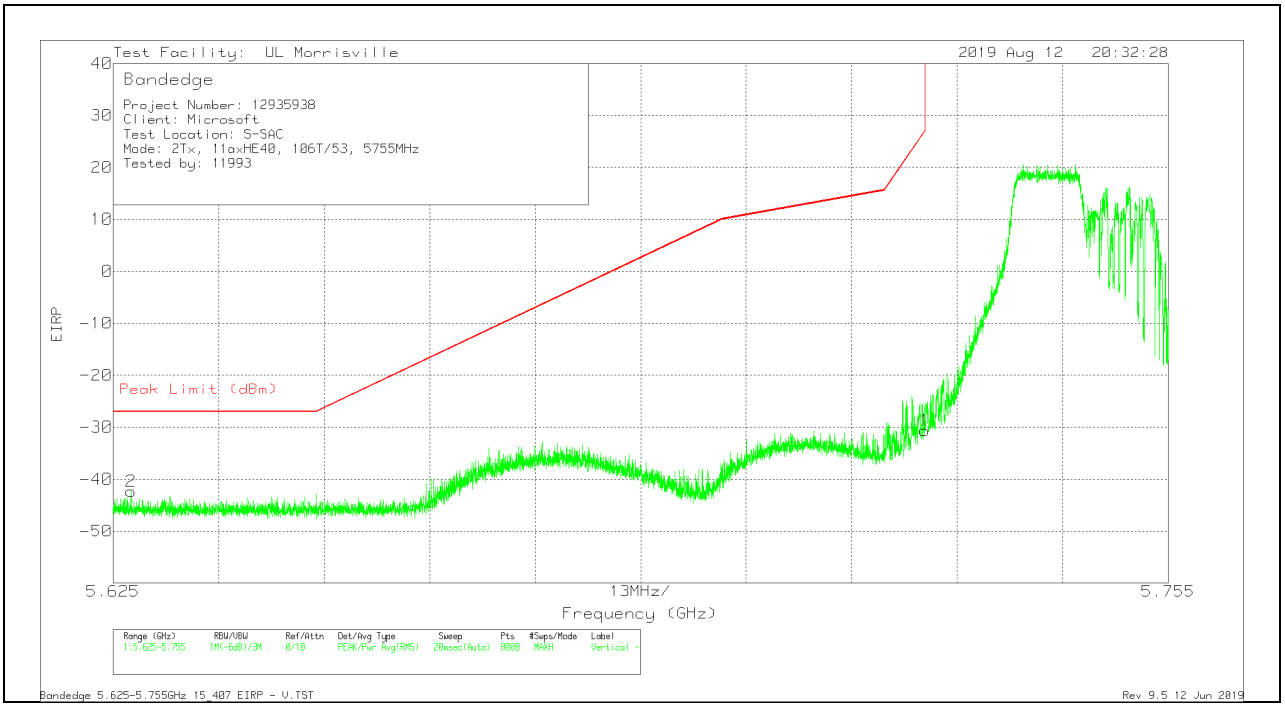

Marker	Frequency (GHz)	Meter Reading (dBm)	Det	AT0072 (dB/m)	Amp/Cbl/Fltr/Pad (dB)	Conversion Factor (dB)	Corrected Reading EIRP	Peak Limit (dBm)	PK Margin (dB)	Azimuth (Degs)	Height (cm)	Polarity
2	5.62723	-65.43	Pk	34.7	-23.4	11.8	-42.33	-27	-15.33	53	275	V
1	5.725	-53.83	Pk	34.7	-23.3	11.8	-30.63	27	-57.63	53	275	V

Pk - Peak detector

UL LLC
12 Laboratory Dr., RTP, NC 27709; USA TEL:(919) 549-1400
This report shall not be reproduced except in full, without the written approval of UL LLC

2TX Antenna 1 + Antenna 2 OFDMA MODE – 106-Tones, RU Index 56

BANDEDGE (HIGH CHANNEL)

HORIZONTAL RESULT

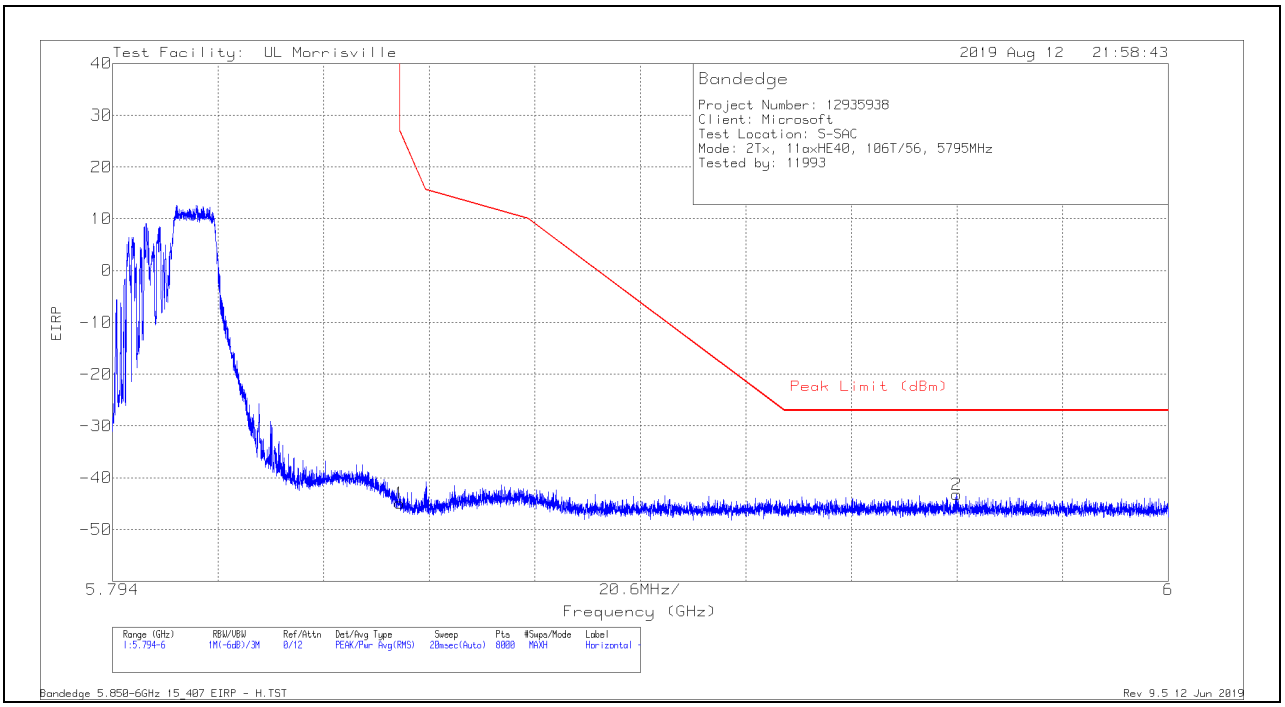

Marker	Frequency (GHz)	Meter Reading (dBm)	Det	AT0072 (dB/m)	Amp/Cbl/Fltr/Pad (dB)	Conversion Factor (dB)	Corrected Reading EIRP	Peak Limit (dBm)	PK Margin (dB)	Azimuth (Degs)	Height (cm)	Polarity
1	5.85001	-68.42	Pk	34.8	-23.1	11.8	-44.92	26.97	-71.89	24	326	H
2	5.95872	-67.09	Pk	34.9	-22.8	11.8	-43.19	-27	-16.19	24	326	H

Pk - Peak detector

UL LLC
12 Laboratory Dr., RTP, NC 27709; USA TEL:(919) 549-1400
This report shall not be reproduced except in full, without the written approval of UL LLC

VERTICAL RESULT

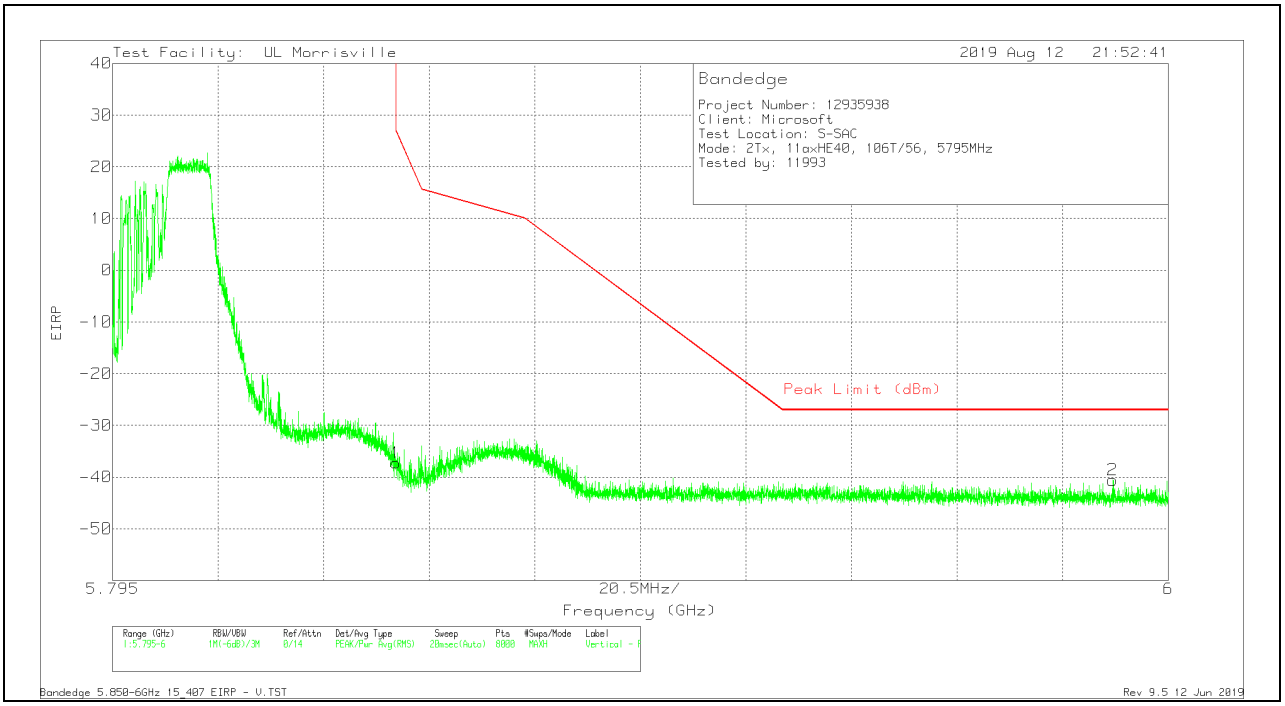

Marker	Frequency (GHz)	Meter Reading (dBm)	Det	AT0072 (dB/m)	Amp/Cbl/Fltr/Pad (dB)	Conversion Factor (dB)	Corrected Reading EIRP	Peak Limit (dBm)	PK Margin (dB)	Azimuth (Degs)	Height (cm)	Polarity
1	5.85002	-60.76	Pk	34.8	-23.1	11.8	-37.26	26.95	-64.21	347	235	V
2	5.98918	-64.48	Pk	35	-22.9	11.8	-40.58	-27	-13.58	347	235	V

Pk - Peak detector

UL LLC
12 Laboratory Dr., RTP, NC 27709; USA TEL:(919) 549-1400
This report shall not be reproduced except in full, without the written approval of UL LLC

2TX Antenna 1 + Antenna 2 OFDMA MODE – 52-Tones, RU Index 37

BANDEDGE (LOW CHANNEL)

HORIZONTAL RESULT

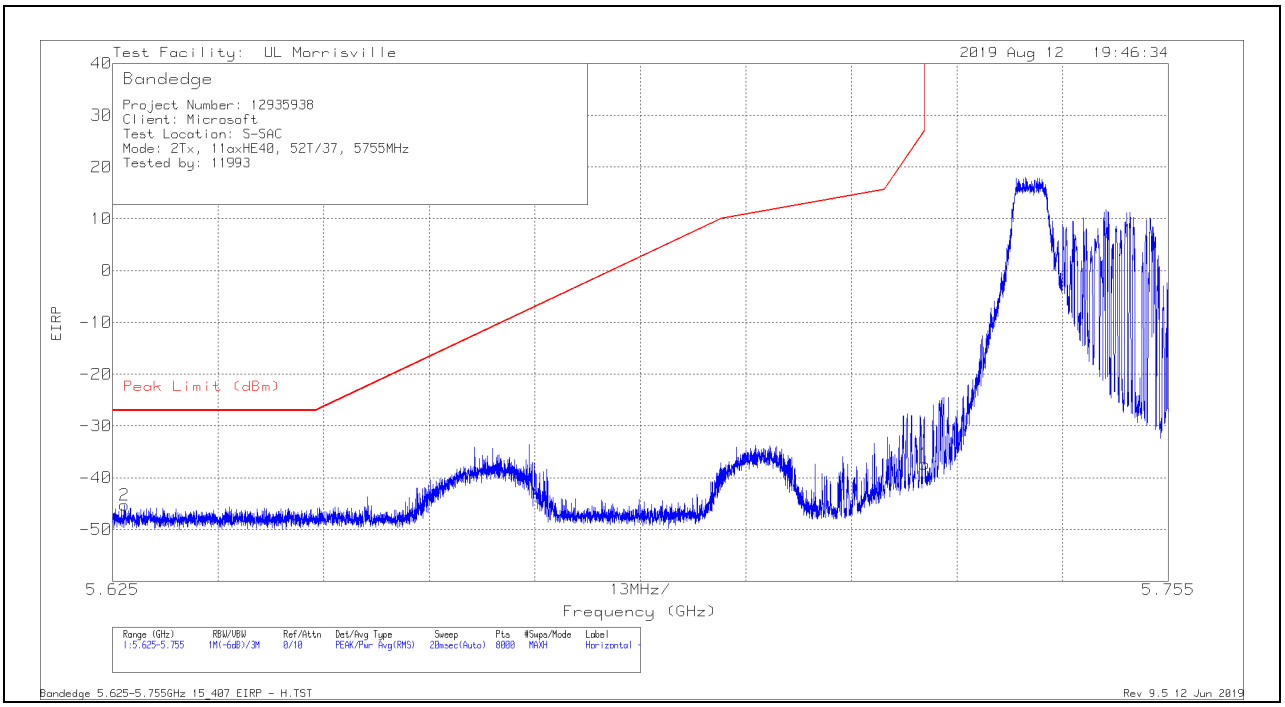

Marker	Frequency (GHz)	Meter Reading (dBm)	Det	AT0072 (dB/m)	Amp/Cbl/Fltr/Pad (dB)	Conversion Factor (dB)	Corrected Reading EIRP	Peak Limit (dBm)	PK Margin (dB)	Azimuth (Degs)	Height (cm)	Polarity
2	5.62643	-68.39	Pk	34.7	-23.4	11.8	-45.29	-27	-18.29	321	299	H
1	5.725	-60.52	Pk	34.7	-23.3	11.8	-37.32	27	-64.32	321	299	H

Pk - Peak detector

UL LLC
12 Laboratory Dr., RTP, NC 27709; USA TEL:(919) 549-1400
This report shall not be reproduced except in full, without the written approval of UL LLC

VERTICAL RESULT

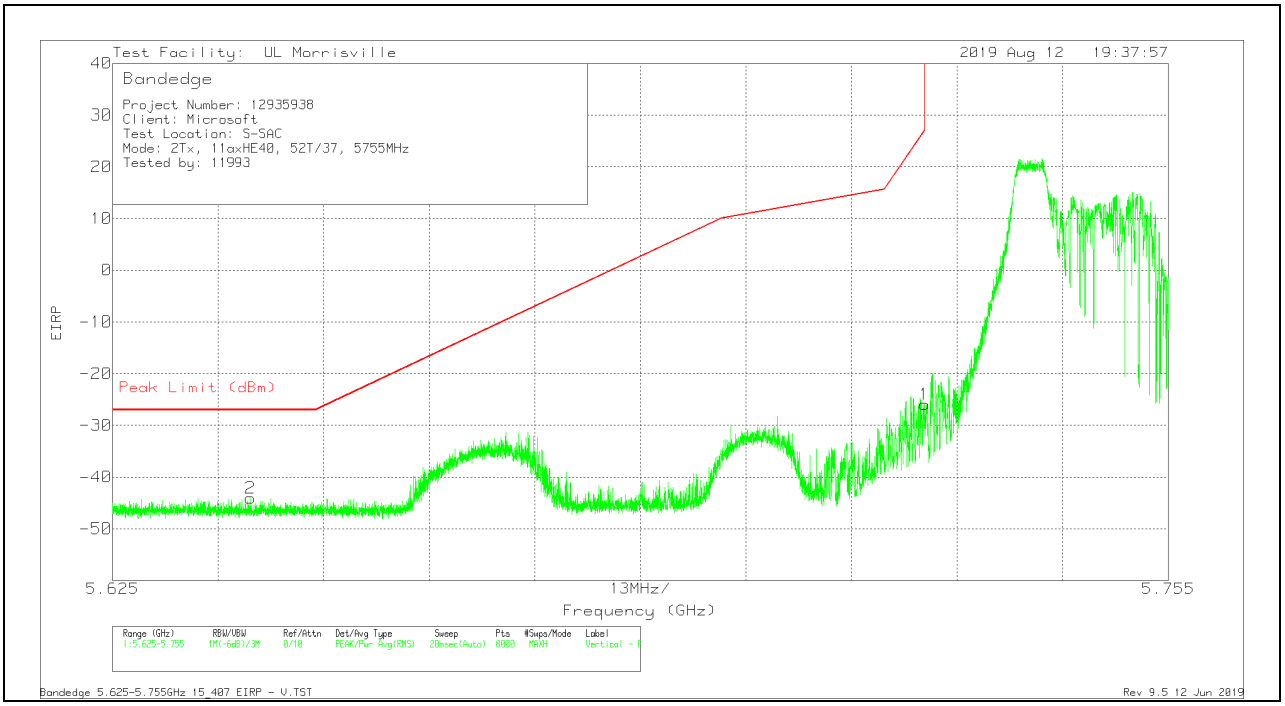

Marker	Frequency (GHz)	Meter Reading (dBm)	Det	AT0072 (dB/m)	Amp/Cbl/Fltr/Pad (dB)	Conversion Factor (dB)	Corrected Reading EIRP	Peak Limit (dBm)	PK Margin (dB)	Azimuth (Degs)	Height (cm)	Polarity
2	5.64197	-67.29	Pk	34.7	-23.3	11.8	-44.09	-27	-17.09	48	314	V
1	5.725	-49.15	Pk	34.7	-23.3	11.8	-25.95	27	-52.95	48	314	V

Pk - Peak detector

UL LLC
12 Laboratory Dr., RTP, NC 27709; USA TEL:(919) 549-1400
This report shall not be reproduced except in full, without the written approval of UL LLC

2TX Antenna 1 + Antenna 2 OFDMA MODE – 52-Tones, RU Index 44

BANDEDGE (HIGH CHANNEL)

HORIZONTAL RESULT

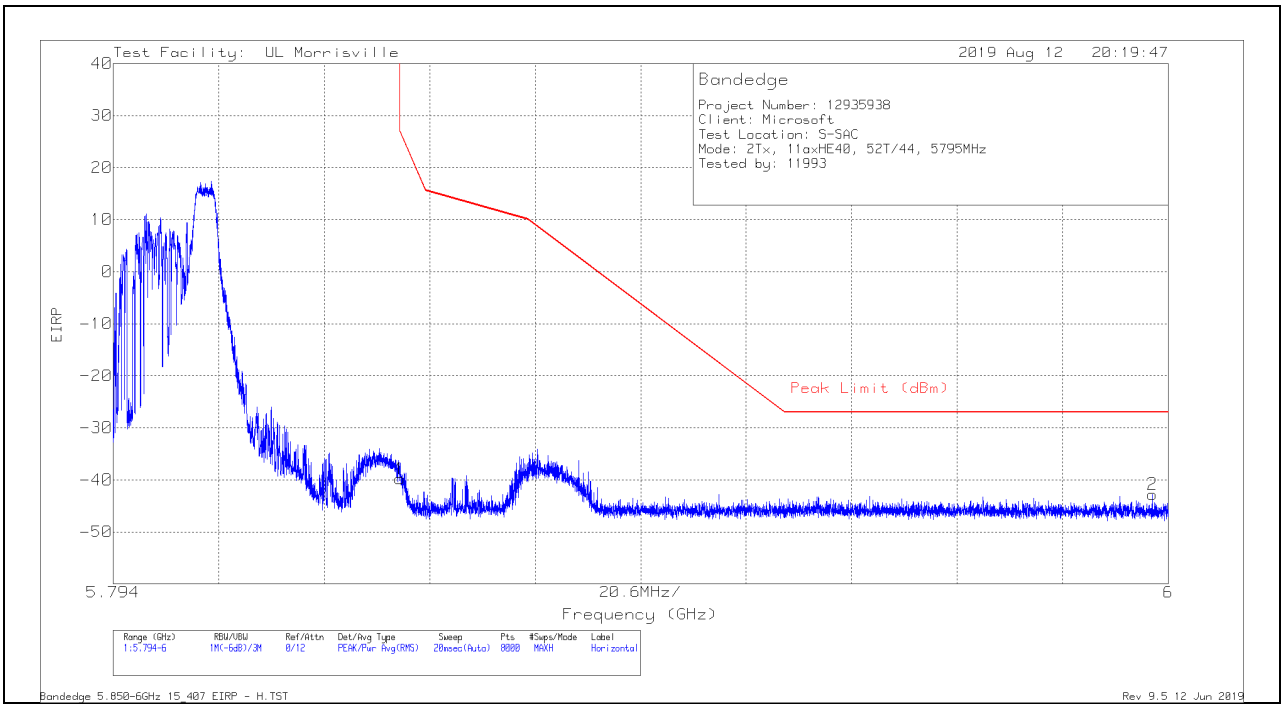

Marker	Frequency (GHz)	Meter Reading (dBm)	Det	AT0072 (dB/m)	Amp/Cbl/Fltr/Pad (dB)	Conversion Factor (dB)	Corrected Reading EIRP	Peak Limit (dBm)	PK Margin (dB)	Azimuth (Degs)	Height (cm)	Polarity
1	5.85001	-63.31	Pk	34.8	-23.1	11.8	-39.81	26.97	-66.78	83	393	H
2	5.99693	-66.68	Pk	35	-22.9	11.8	-42.78	-27	-15.78	83	393	H

Pk - Peak detector

UL LLC
12 Laboratory Dr., RTP, NC 27709; USA TEL:(919) 549-1400

This report shall not be reproduced except in full, without the written approval of UL LLC

VERTICAL RESULT

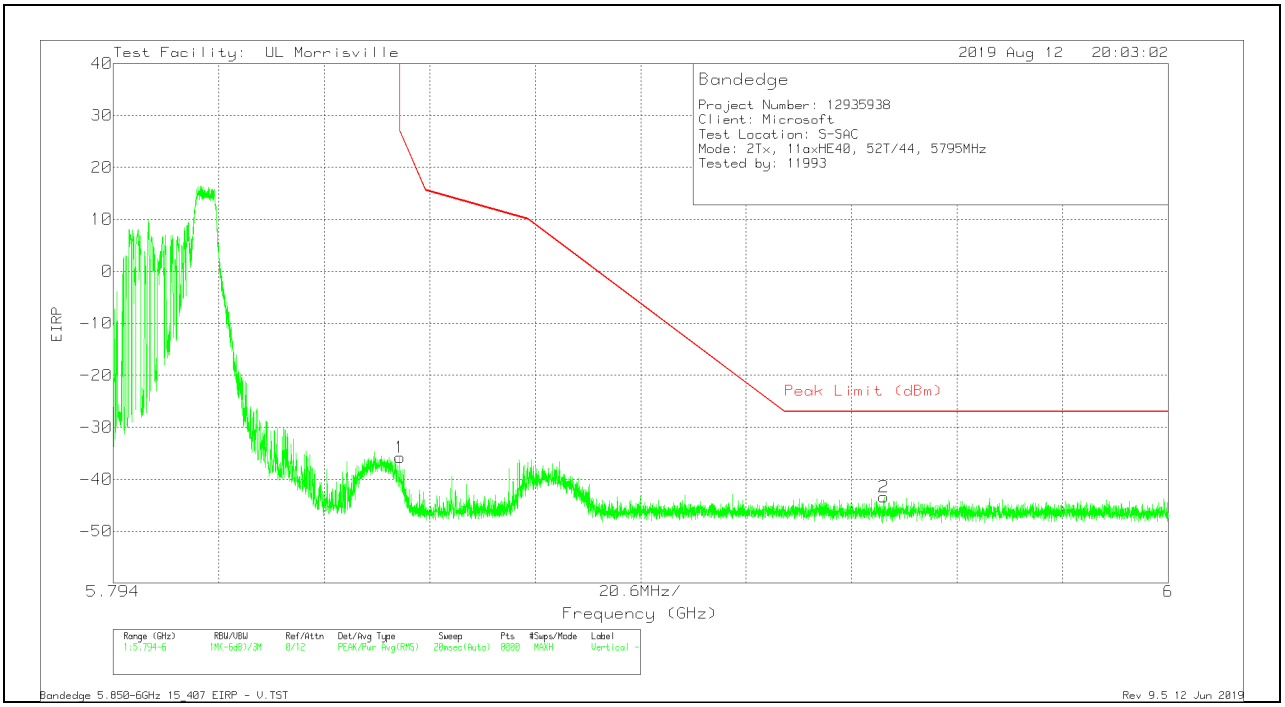

Marker	Frequency (GHz)	Meter Reading (dBm)	Det	AT0072 (dB/m)	Amp/Cbl/Fltr/Pad (dB)	Conversion Factor (dB)	Corrected Reading EIRP	Peak Limit (dBm)	PK Margin (dB)	Azimuth (Degs)	Height (cm)	Polarity
1	5.85001	-59.31	Pk	34.8	-23.1	11.8	-35.81	26.97	-62.78	47	380	V
2	5.94448	-67.31	Pk	34.9	-22.8	11.8	-43.41	-27	-16.41	47	380	V

Pk - Peak detector

UL LLC
12 Laboratory Dr., RTP, NC 27709; USA TEL:(919) 549-1400
This report shall not be reproduced except in full, without the written approval of UL LLC

2TX Antenna 1 + Antenna 2 OFDMA MODE – 26-Tones, RU Index 0

BANDEDGE (LOW CHANNEL)

HORIZONTAL RESULT

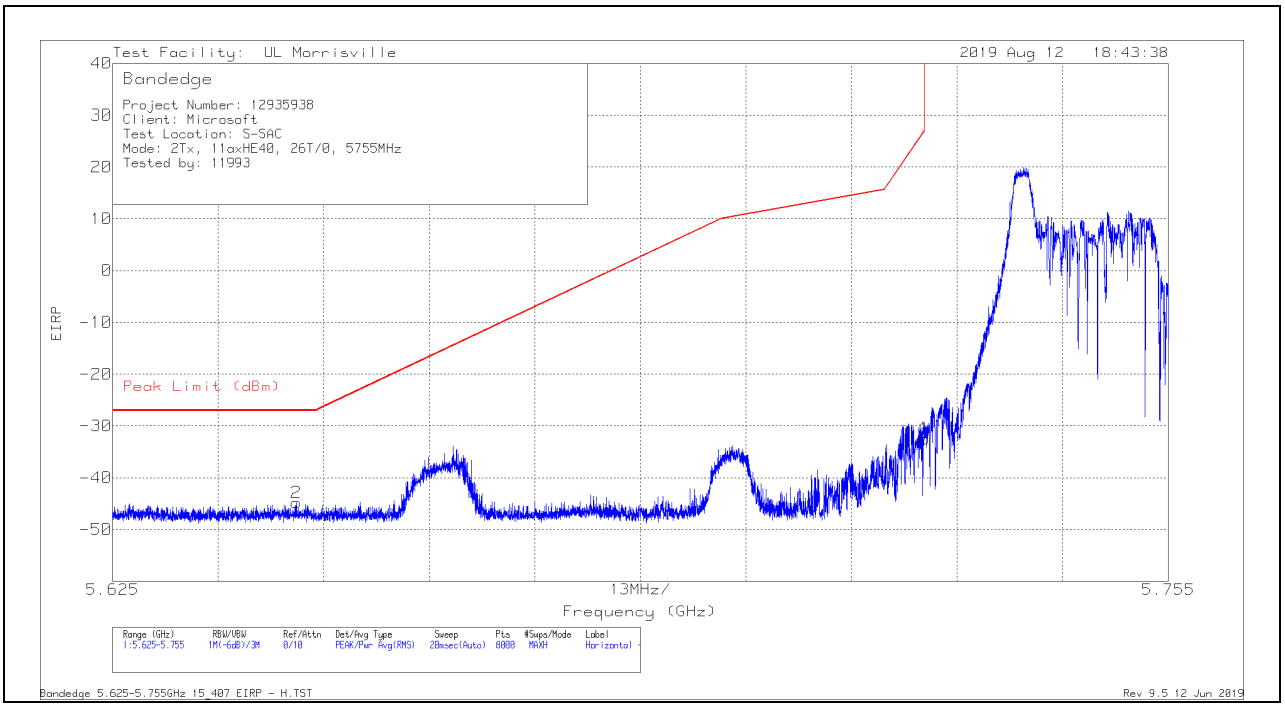

Marker	Frequency (GHz)	Meter Reading (dBm)	Det	AT0072 (dB/m)	Amp/Cbl/Fltr/Pad (dB)	Conversion Factor (dB)	Corrected Reading EIRP	Peak Limit (dBm)	PK Margin (dB)	Azimuth (Degs)	Height (cm)	Polarity
2	5.64762	-68.12	Pk	34.7	-23.2	11.8	-44.82	-27	-17.82	57	345	H
1	5.725	-55.67	Pk	34.7	-23.3	11.8	-32.47	27	-59.47	57	345	H

Pk - Peak detector

UL LLC
12 Laboratory Dr., RTP, NC 27709; USA TEL:(919) 549-1400
This report shall not be reproduced except in full, without the written approval of UL LLC

VERTICAL RESULT

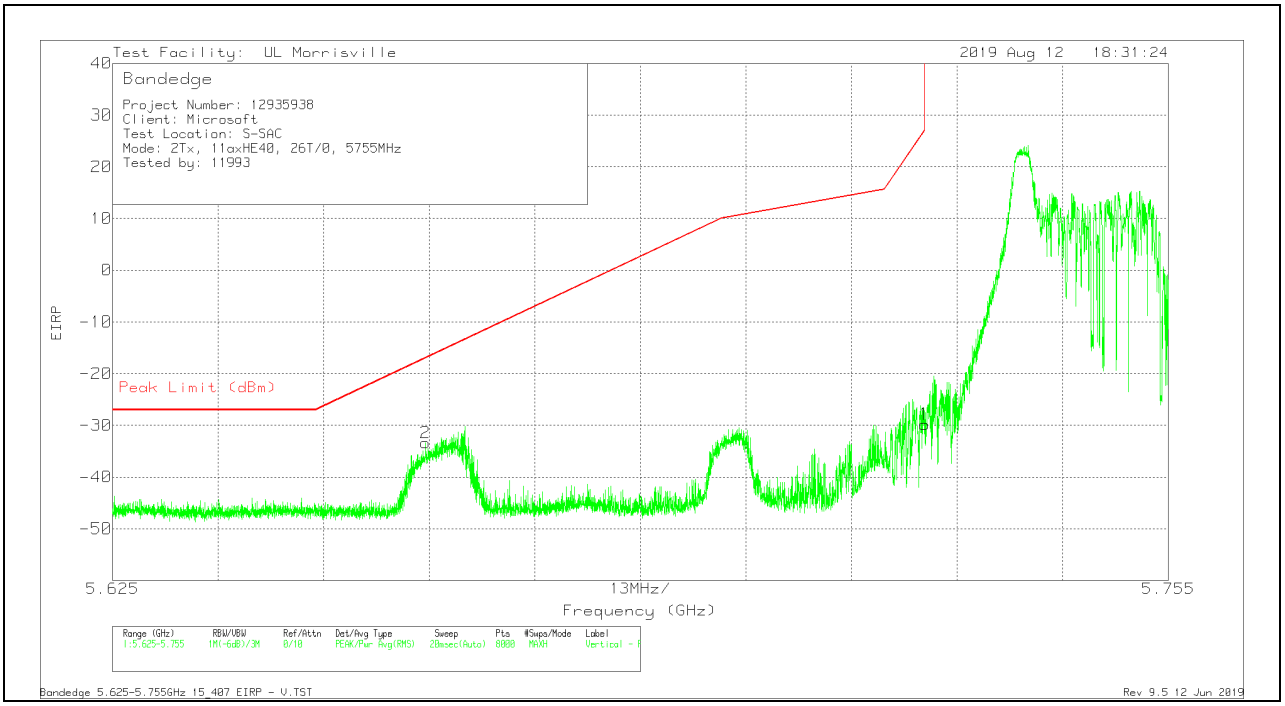

Marker	Frequency (GHz)	Meter Reading (dBm)	Det	AT0072 (dB/m)	Amp/Cbl/Fltr/Pad (dB)	Conversion Factor (dB)	Corrected Reading EIRP	Peak Limit (dBm)	PK Margin (dB)	Azimuth (Degs)	Height (cm)	Polarity
2	5.66355	-56.49	Pk	34.7	-23.4	11.8	-33.39	-16.97	-16.42	61	241	V
1	5.725	-53	Pk	34.7	-23.3	11.8	-29.8	27	-56.8	61	241	V

Pk - Peak detector

UL LLC
12 Laboratory Dr., RTP, NC 27709; USA TEL:(919) 549-1400
This report shall not be reproduced except in full, without the written approval of UL LLC

2TX Antenna 1 + Antenna 2 OFDMA MODE – 26-Tones, RU Index 17

BANDEDGE (HIGH CHANNEL)

HORIZONTAL RESULT

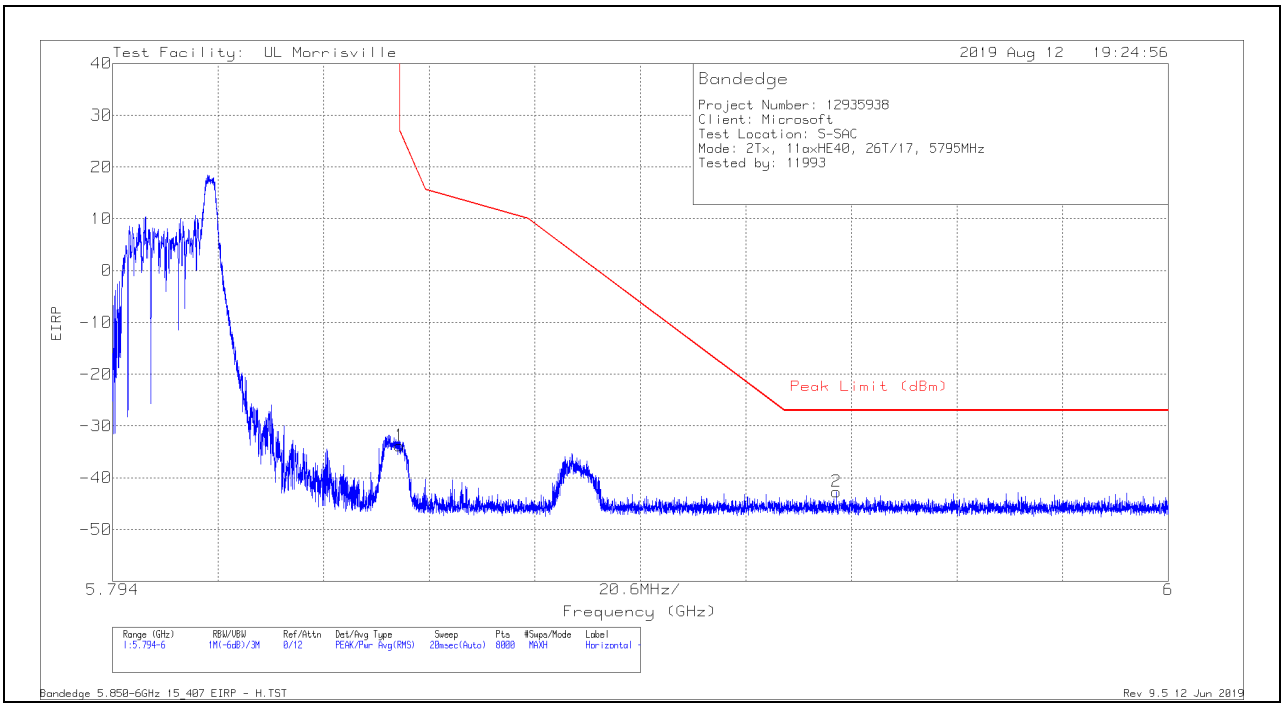

Marker	Frequency (GHz)	Meter Reading (dBm)	Det	AT0072 (dB/m)	Amp/Cbl/Fltr/Pad (dB)	Conversion Factor (dB)	Corrected Reading EIRP	Peak Limit (dBm)	PK Margin (dB)	Azimuth (Degs)	Height (cm)	Polarity
1	5.85001	-57.31	Pk	34.8	-23.1	11.8	-33.81	26.97	-60.78	11	381	H
2	5.93526	-66.56	Pk	34.9	-22.8	11.8	-42.66	-27	-15.66	11	381	H

Pk - Peak detector

UL LLC
12 Laboratory Dr., RTP, NC 27709; USA TEL:(919) 549-1400
This report shall not be reproduced except in full, without the written approval of UL LLC

VERTICAL RESULT

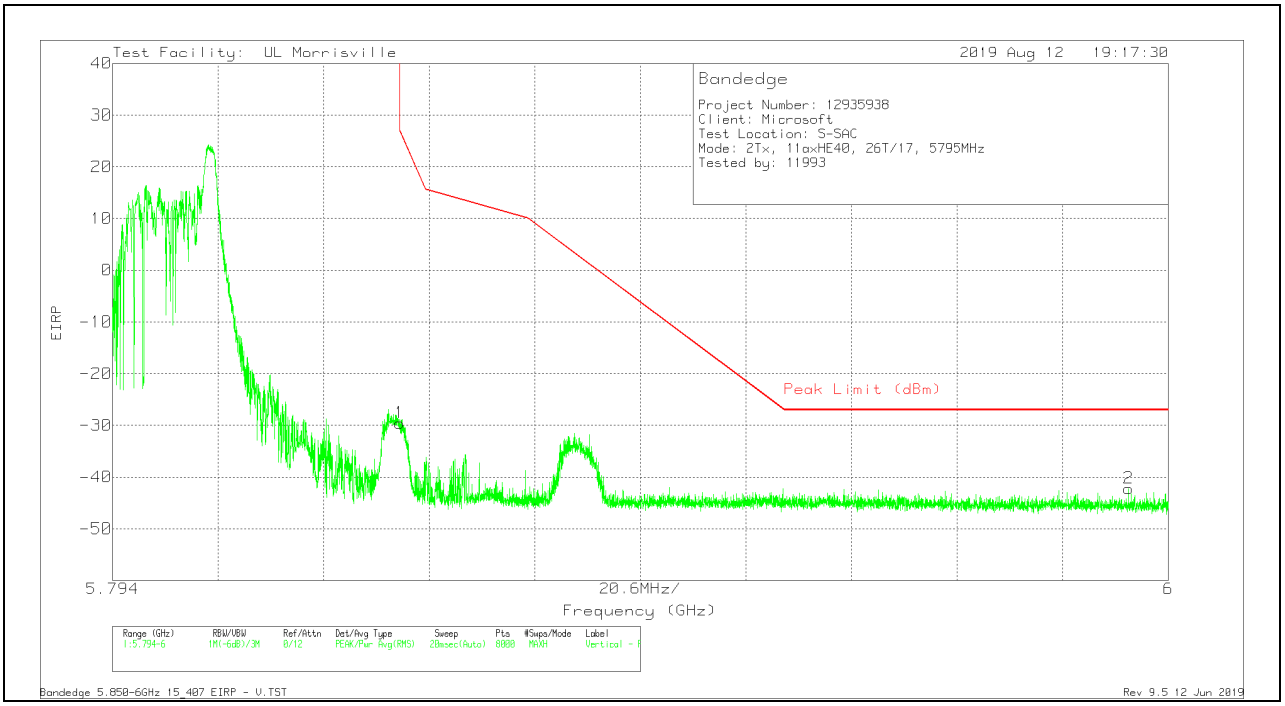

Marker	Frequency (GHz)	Meter Reading (dBm)	Det	AT0072 (dB/m)	Amp/Cbl/Fltr/Pad (dB)	Conversion Factor (dB)	Corrected Reading EIRP	Peak Limit (dBm)	PK Margin (dB)	Azimuth (Degs)	Height (cm)	Polarity
1	5.85001	-53.03	Pk	34.8	-23.1	11.8	-29.53	26.97	-56.5	39	241	V
2	5.99227	-66.08	Pk	35	-22.9	11.8	-42.18	-27	-15.18	39	241	V

Pk - Peak detector

UL LLC
12 Laboratory Dr., RTP, NC 27709; USA TEL:(919) 549-1400
This report shall not be reproduced except in full, without the written approval of UL LLC

10.1.3. TX ABOVE 1 GHz 802.11ax HE80 MODE IN THE 5.8 GHz BAND

2TX Antenna 1 + Antenna 2 OFDMA MODE – SU MODE

BANDEDGE (CHANNEL 155 LOW EDGE)

HORIZONTAL RESULT

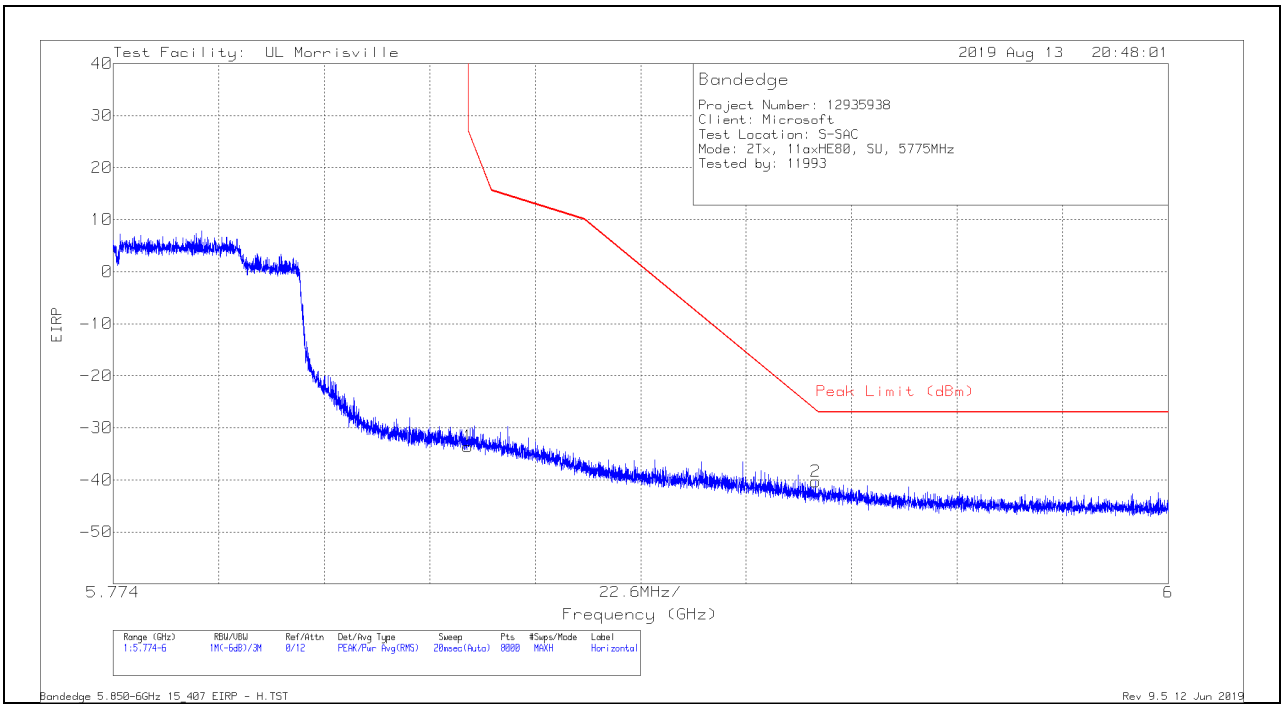

Marker	Frequency (GHz)	Meter Reading (dBm)	Det	AT0072 (dB/m)	Amp/Cbl/Fltr/Pad (dB)	Conversion Factor (dB)	Corrected Reading EIRP	Peak Limit (dBm)	PK Margin (dB)	Azimuth (Degs)	Height (cm)	Polarity
1	5.85	-57.06	Pk	34.8	-23.1	11.8	-33.56	26.99	-60.55	9	371	H
2	5.92445	-64.12	Pk	34.9	-22.9	11.8	-40.32	-26.6	-13.72	9	371	H

Pk - Peak detector

UL LLC
12 Laboratory Dr., RTP, NC 27709; USA TEL:(919) 549-1400
This report shall not be reproduced except in full, without the written approval of UL LLC

VERTICAL RESULT

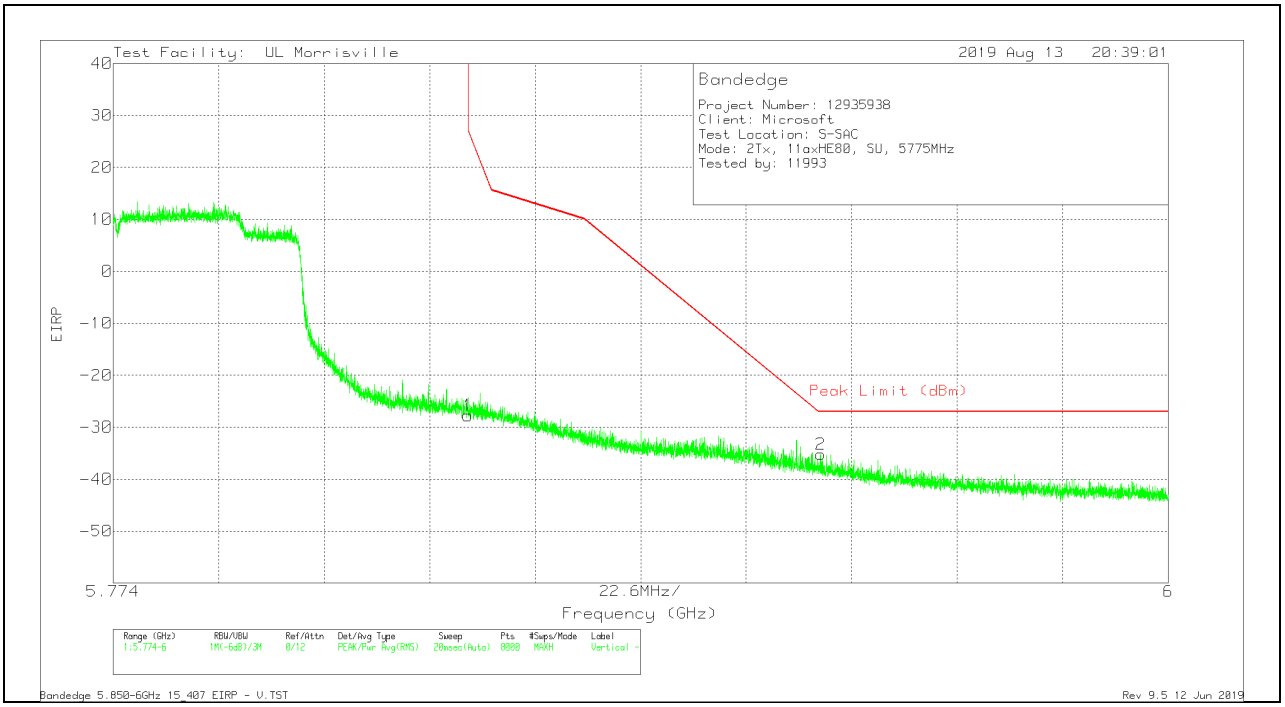

Marker	Frequency (GHz)	Meter Reading (dBm)	Det	AT0072 (dB/m)	Amp/Cbl/Fltr/Pad (dB)	Conversion Factor (dB)	Corrected Reading EIRP	Peak Limit (dBm)	PK Margin (dB)	Azimuth (Degs)	Height (cm)	Polarity
1	5.85	-51.24	Pk	34.8	-23.1	11.8	-27.74	26.99	-54.73	71	237	V
2	5.92553	-58.99	Pk	34.9	-22.9	11.8	-35.19	-27	-8.19	71	237	V

Pk - Peak detector

UL LLC
12 Laboratory Dr., RTP, NC 27709; USA TEL:(919) 549-1400
This report shall not be reproduced except in full, without the written approval of UL LLC

BANDEDGE (CHANNEL 155 HIGH EDGE)

HORIZONTAL RESULT

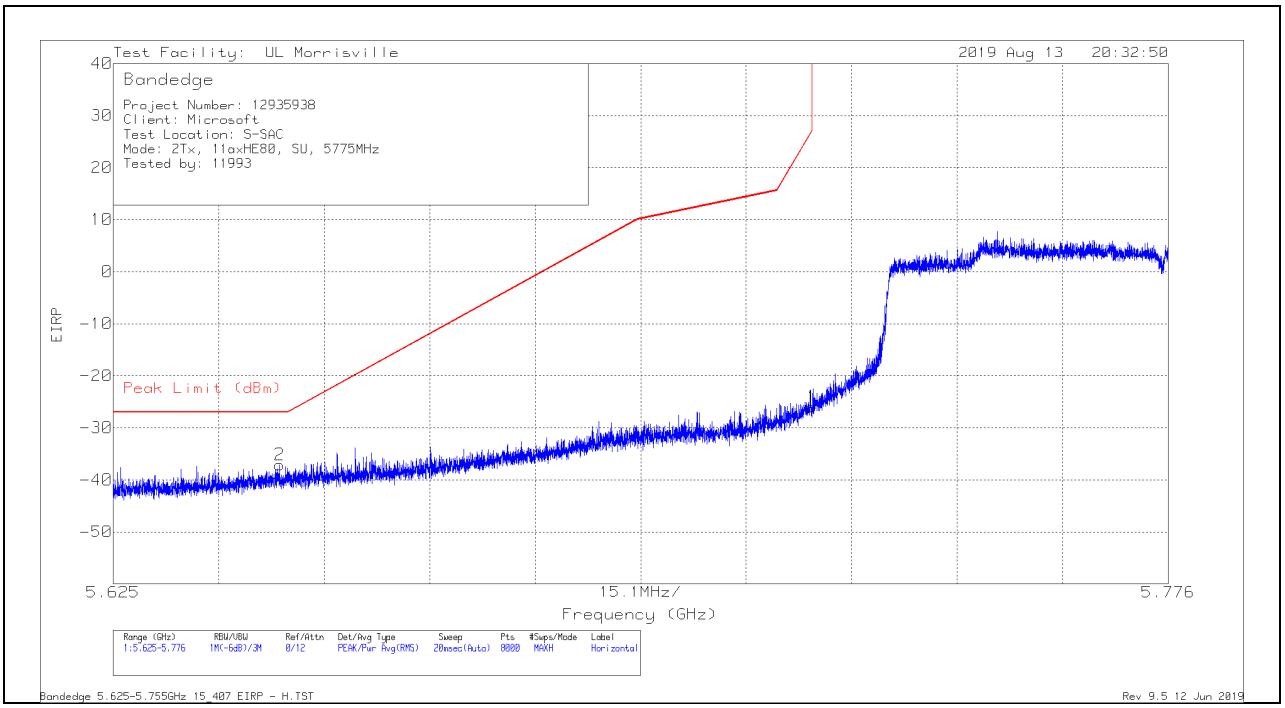

Marker	Frequency (GHz)	Meter Reading (dBm)	Det	AT0072 (dB/m)	Amp/Cbl/Fltr/Pad (dB)	Conversion Factor (dB)	Corrected Reading EIRP	Peak Limit (dBm)	PK Margin (dB)	Azimuth (Degs)	Height (cm)	Polarity
2	5.64884	-60.41	Pk	34.7	-23.2	11.8	-37.11	-27	-10.11	59	400	H
1	5.72499	-49.16	Pk	34.7	-23.3	11.8	-25.96	26.98	-52.94	59	400	H

Pk - Peak detector

UL LLC
12 Laboratory Dr., RTP, NC 27709; USA TEL:(919) 549-1400
This report shall not be reproduced except in full, without the written approval of UL LLC

VERTICAL RESULT

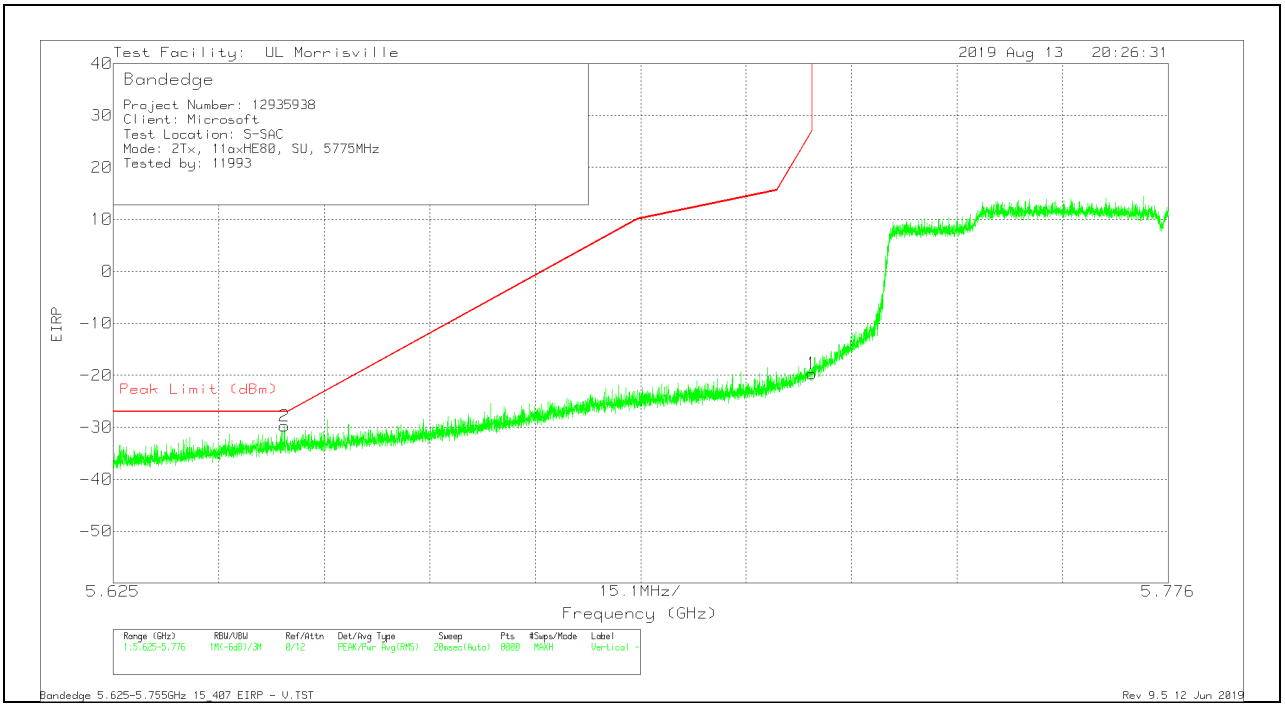

Marker	Frequency (GHz)	Meter Reading (dBm)	Det	AT0072 (dB/m)	Amp/Cbl/Fltr/Pad (dB)	Conversion Factor (dB)	Corrected Reading EIRP	Peak Limit (dBm)	PK Margin (dB)	Azimuth (Degs)	Height (cm)	Polarity
2	5.64952	-53.07	Pk	34.7	-23.2	11.8	-29.77	-27	-2.77	347	225	V
1	5.72499	-42.9	Pk	34.7	-23.3	11.8	-19.7	26.98	-46.68	347	225	V

Pk - Peak detector

UL LLC
12 Laboratory Dr., RTP, NC 27709; USA TEL:(919) 549-1400
This report shall not be reproduced except in full, without the written approval of UL LLC

2TX Antenna 1 + Antenna 2 OFDMA MODE – 996-Tones, RU Index 67

BANDEDGE (CHANNEL 155 LOW EDGE)

HORIZONTAL RESULT

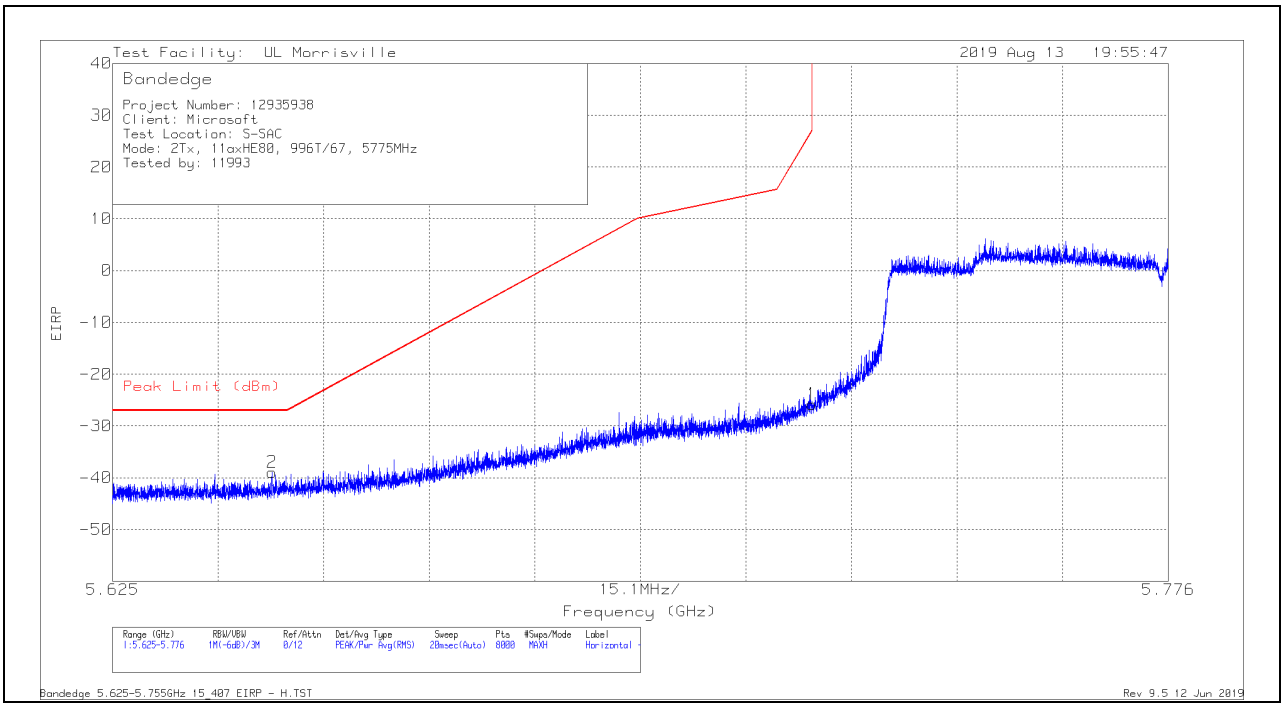

Marker	Frequency (GHz)	Meter Reading (dBm)	Det	AT0072 (dB/m)	Amp/Cbl/Fltr/Pad (dB)	Conversion Factor (dB)	Corrected Reading EIRP	Peak Limit (dBm)	PK Margin (dB)	Azimuth (Degs)	Height (cm)	Polarity
2	5.64779	-62.22	Pk	34.7	-23.2	11.8	-38.92	-27	-11.92	314	387	H
1	5.72499	-48.97	Pk	34.7	-23.3	11.8	-25.77	26.98	-52.75	314	387	H

Pk - Peak detector

UL LLC
12 Laboratory Dr., RTP, NC 27709; USA TEL:(919) 549-1400
This report shall not be reproduced except in full, without the written approval of UL LLC

VERTICAL RESULT

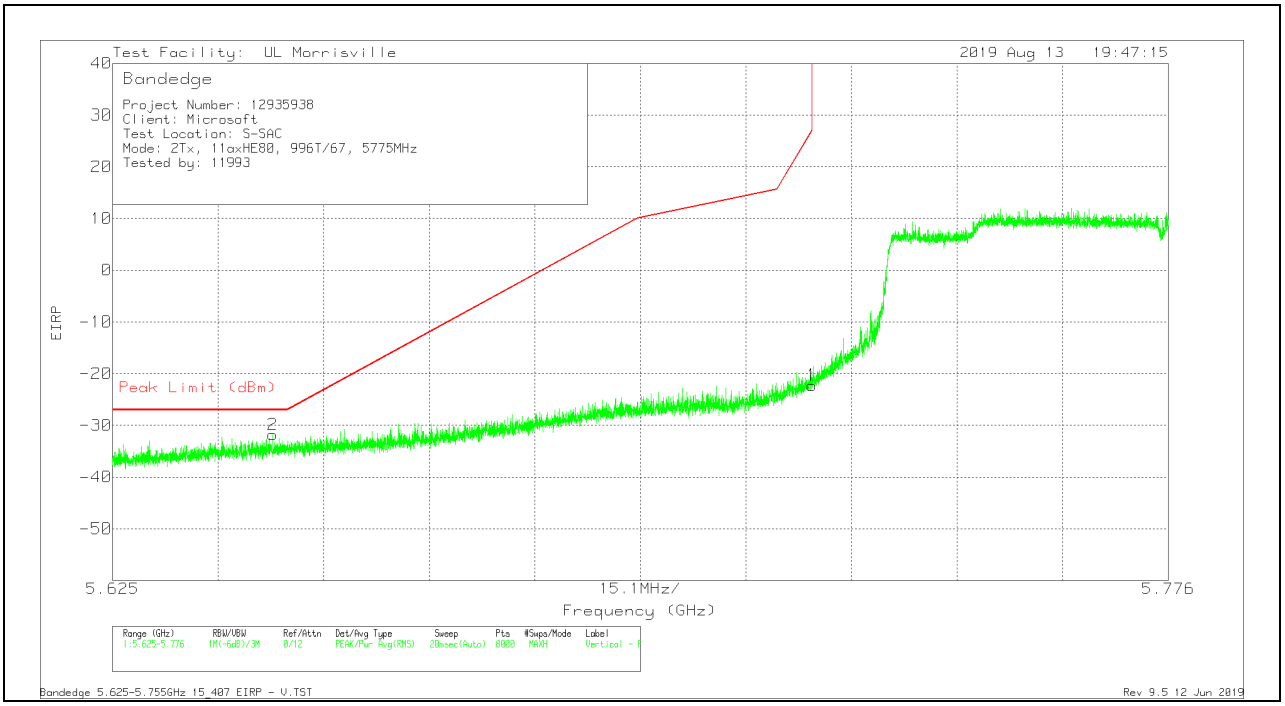

Marker	Frequency (GHz)	Meter Reading (dBm)	Det	AT0072 (dB/m)	Amp/Cbl/Fltr/Pad (dB)	Conversion Factor (dB)	Corrected Reading EIRP	Peak Limit (dBm)	PK Margin (dB)	Azimuth (Degs)	Height (cm)	Polarity
2	5.6479	-55.09	Pk	34.7	-23.2	11.8	-31.79	-27	-4.79	39	244	V
1	5.72499	-45.46	Pk	34.7	-23.3	11.8	-22.26	26.98	-49.24	39	244	V

Pk - Peak detector

UL LLC
12 Laboratory Dr., RTP, NC 27709; USA TEL:(919) 549-1400
This report shall not be reproduced except in full, without the written approval of UL LLC

BANDEDGE (CHANNEL 155 HIGH EDGE)

HORIZONTAL RESULT

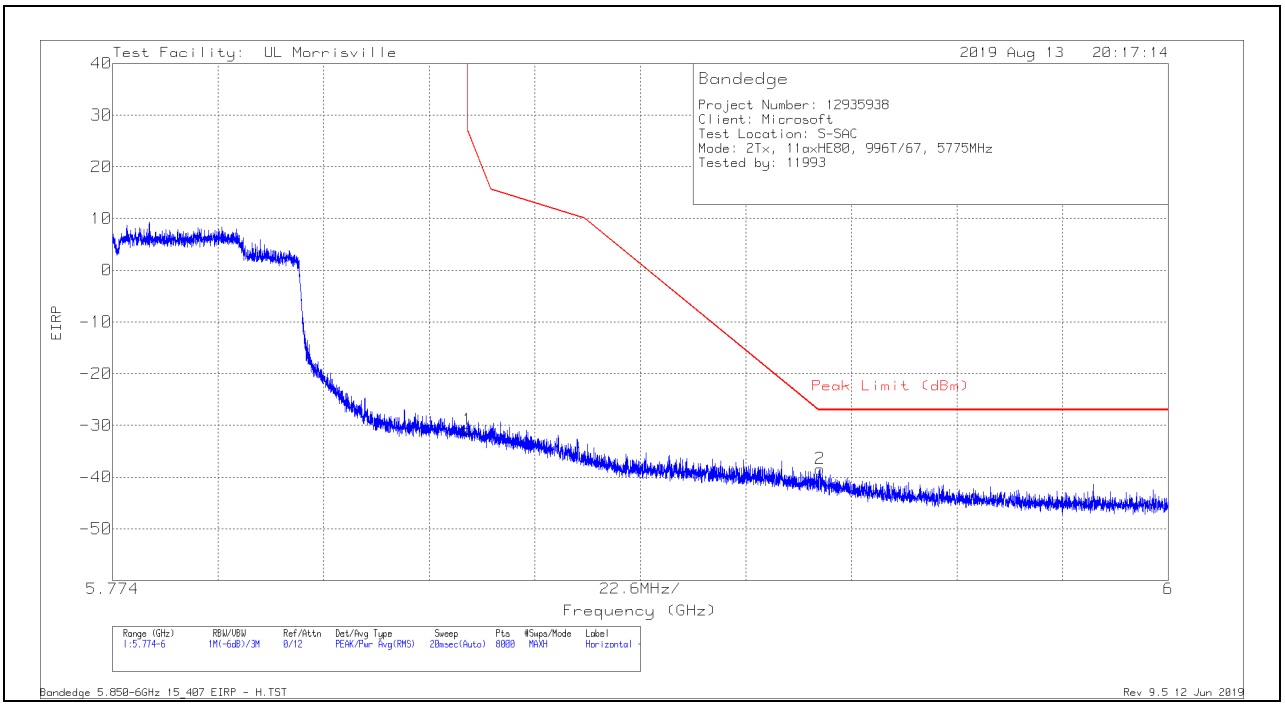

Marker	Frequency (GHz)	Meter Reading (dBm)	Det	AT0072 (dB/m)	Amp/Cbl/Fltr/Pad (dB)	Conversion Factor (dB)	Corrected Reading EIRP	Peak Limit (dBm)	PK Margin (dB)	Azimuth (Degs)	Height (cm)	Polarity
1	5.85	-54.33	Pk	34.8	-23.1	11.8	-30.83	26.99	-57.82	62	380	H
2	5.9255	-62.21	Pk	34.9	-22.9	11.8	-38.41	-27	-11.41	62	380	H

Pk - Peak detector

UL LLC
12 Laboratory Dr., RTP, NC 27709; USA TEL:(919) 549-1400
This report shall not be reproduced except in full, without the written approval of UL LLC

VERTICAL RESULT

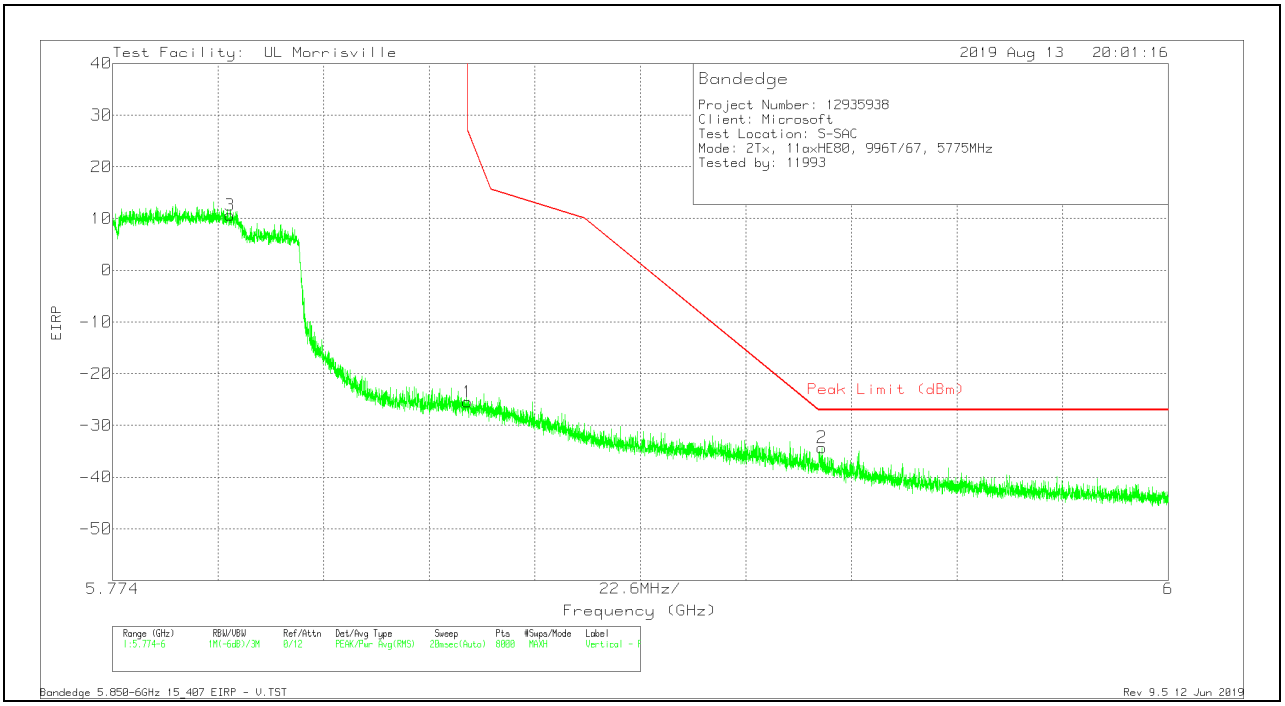

Marker	Frequency (GHz)	Meter Reading (dBm)	Det	AT0072 (dB/m)	Amp/Cbl/Fltr/Pad (dB)	Conversion Factor (dB)	Corrected Reading EIRP	Peak Limit (dBm)	PK Margin (dB)	Azimuth (Degs)	Height (cm)	Polarity
3	5.79909	-12.79	Pk	34.9	-23.3	11.8	10.61	-	-	63	237	V
1	5.85	-49	Pk	34.8	-23.1	11.8	-25.5	26.99	-52.49	63	237	V
2	5.92581	-58.1	Pk	34.9	-22.9	11.8	-34.3	-27	-7.3	63	237	V

Pk - Peak detector

UL LLC
12 Laboratory Dr., RTP, NC 27709; USA TEL:(919) 549-1400
This report shall not be reproduced except in full, without the written approval of UL LLC

2TX Antenna 1 + Antenna 2 OFDMA MODE – 484-Tones, RU Index 65

BANDEDGE (CHANNEL 155 LOW EDGE)

HORIZONTAL RESULT

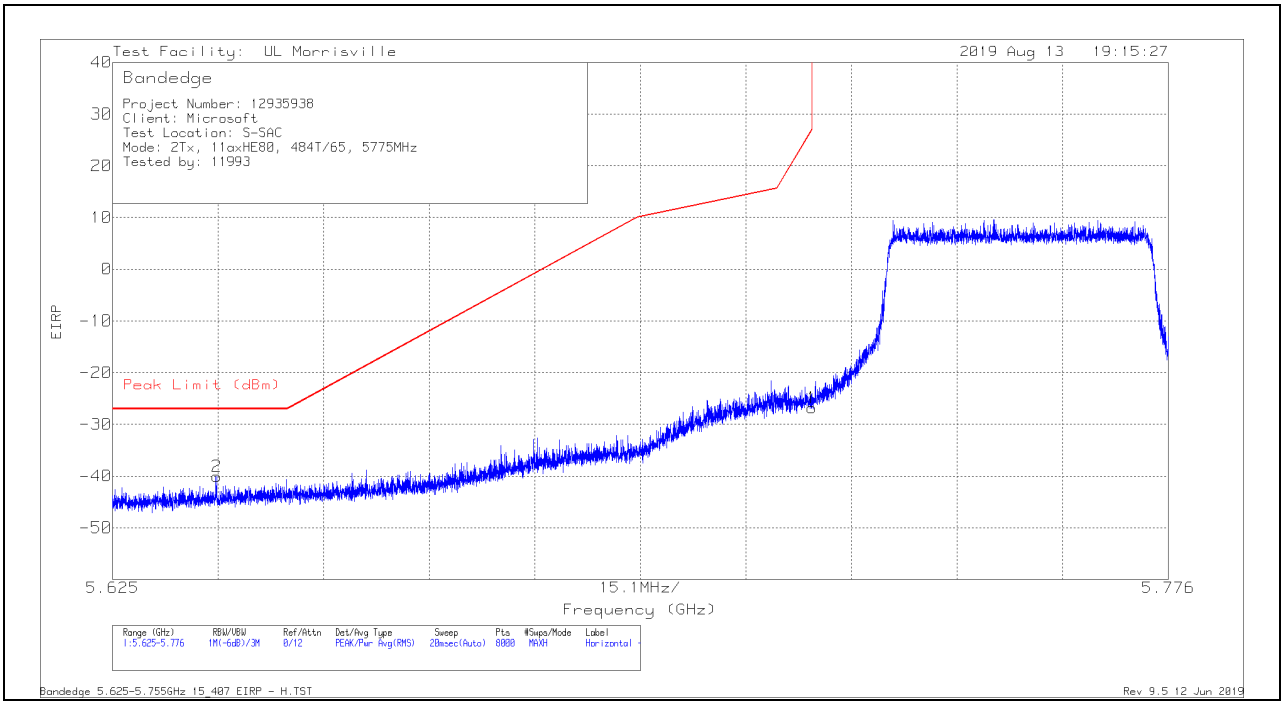

Marker	Frequency (GHz)	Meter Reading (dBm)	Det	AT0072 (dB/m)	Amp/Cbl/Fltr/Pad (dB)	Conversion Factor (dB)	Corrected Reading EIRP	Peak Limit (dBm)	PK Margin (dB)	Azimuth (Degs)	Height (cm)	Polarity
2	5.63989	-63.28	Pk	34.7	-23.3	11.8	-40.08	-27	-13.08	7	381	H
1	5.72499	-50.01	Pk	34.7	-23.3	11.8	-26.81	26.98	-53.79	7	381	H

Pk - Peak detector

UL LLC
12 Laboratory Dr., RTP, NC 27709; USA TEL:(919) 549-1400
This report shall not be reproduced except in full, without the written approval of UL LLC

VERTICAL RESULT

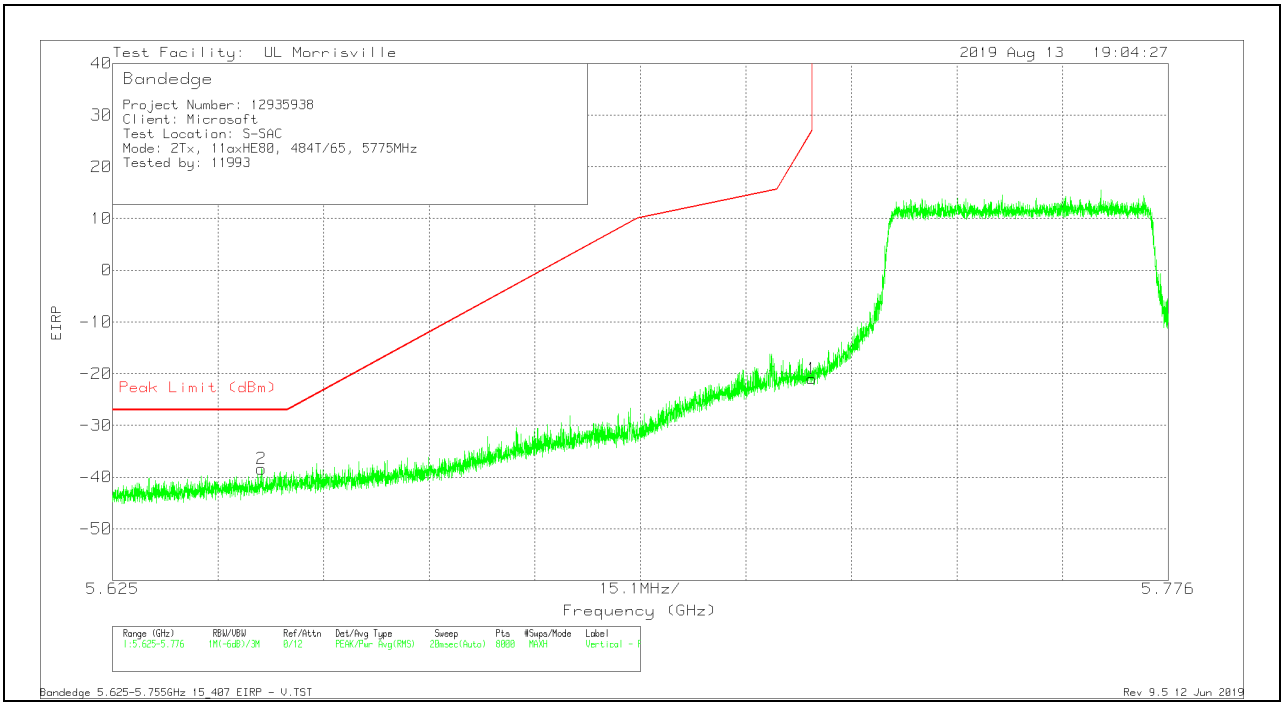

Marker	Frequency (GHz)	Meter Reading (dBm)	Det	AT0072 (dB/m)	Amp/Cbl/Fltr/Pad (dB)	Conversion Factor (dB)	Corrected Reading EIRP	Peak Limit (dBm)	PK Margin (dB)	Azimuth (Degs)	Height (cm)	Polarity
2	5.64631	-61.7	Pk	34.7	-23.2	11.8	-38.4	-27	-11.4	75	237	V
1	5.72499	-44.16	Pk	34.7	-23.3	11.8	-20.96	26.98	-47.94	75	237	V

Pk - Peak detector

UL LLC
12 Laboratory Dr., RTP, NC 27709; USA TEL:(919) 549-1400
This report shall not be reproduced except in full, without the written approval of UL LLC

2TX Antenna 1 + Antenna 2 OFDMA MODE – 484-Tones, RU Index 66

BANDEDGE (CHANNEL 155 HIGH EDGE)

HORIZONTAL RESULT

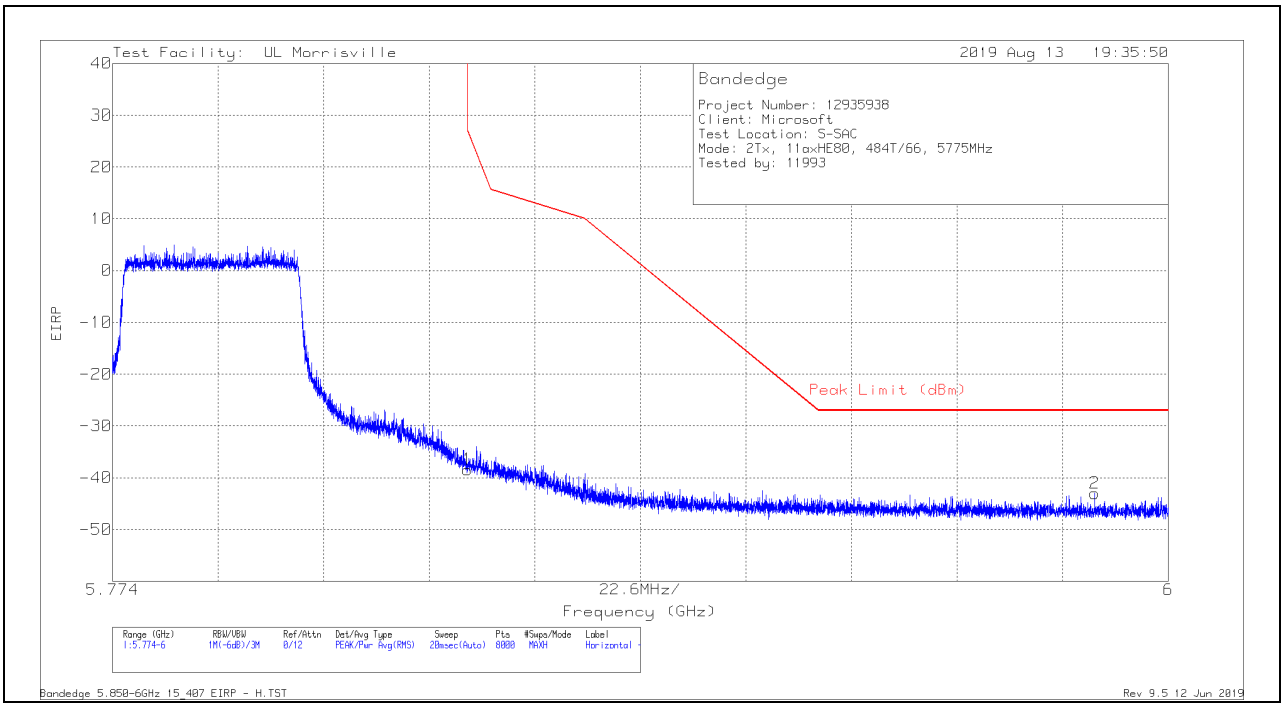

Marker	Frequency (GHz)	Meter Reading (dBm)	Det	AT0072 (dB/m)	Amp/Cbl/Fltr/Pad (dB)	Conversion Factor (dB)	Corrected Reading EIRP	Peak Limit (dBm)	PK Margin (dB)	Azimuth (Degs)	Height (cm)	Polarity
1	5.85	-61.93	Pk	34.8	-23.1	11.8	-38.43	26.99	-65.42	344	326	H
2	5.98421	-66.91	Pk	35	-22.9	11.8	-43.01	-27	-16.01	344	326	H

Pk - Peak detector

UL LLC
12 Laboratory Dr., RTP, NC 27709; USA TEL:(919) 549-1400
This report shall not be reproduced except in full, without the written approval of UL LLC

VERTICAL RESULT

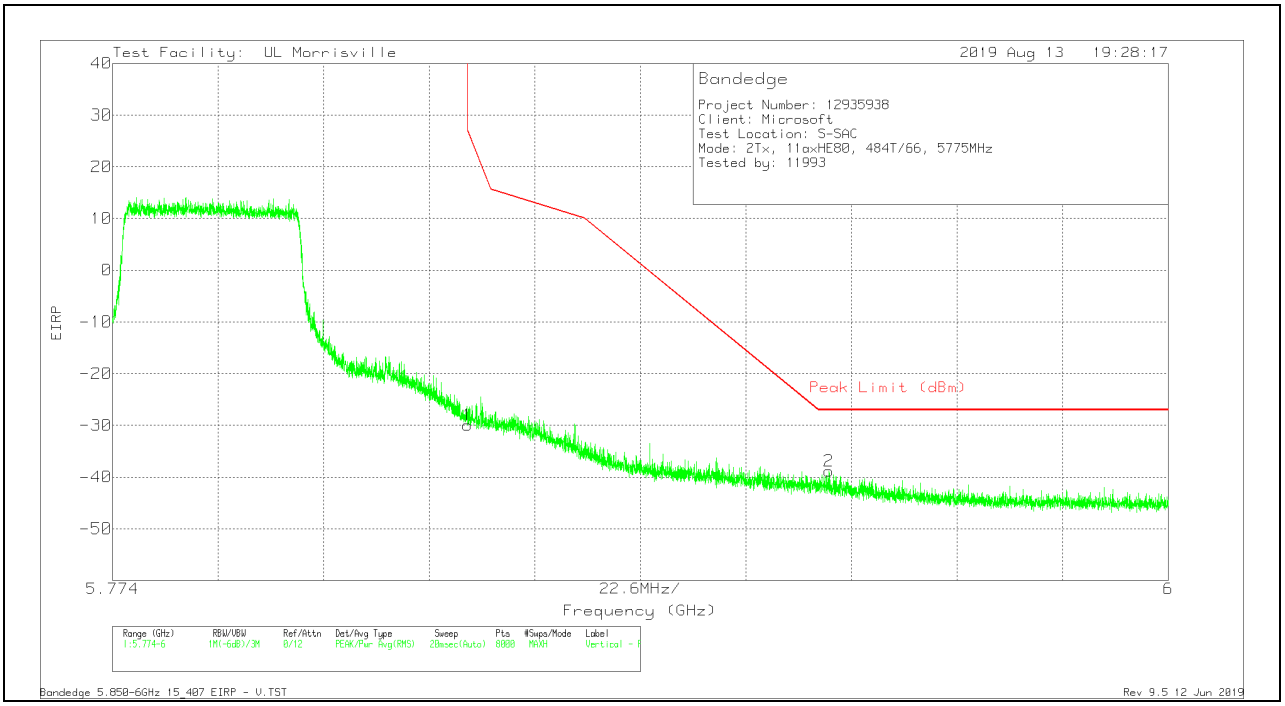

Marker	Frequency (GHz)	Meter Reading (dBm)	Det	AT0072 (dB/m)	Amp/Cbl/Fltr/Pad (dB)	Conversion Factor (dB)	Corrected Reading EIRP	Peak Limit (dBm)	PK Margin (dB)	Azimuth (Degs)	Height (cm)	Polarity
1	5.85	-53.43	Pk	34.8	-23.1	11.8	-29.93	26.99	-56.92	338	255	V
2	5.92731	-62.65	Pk	34.9	-22.9	11.8	-38.85	-27	-11.85	338	255	V

Pk - Peak detector

UL LLC
12 Laboratory Dr., RTP, NC 27709; USA TEL:(919) 549-1400
This report shall not be reproduced except in full, without the written approval of UL LLC

2TX Antenna 1 + Antenna 2 OFDMA MODE – 242-Tones, RU Index 61

BANDEDGE (CHANNEL 155 LOW EDGE)

HORIZONTAL RESULT

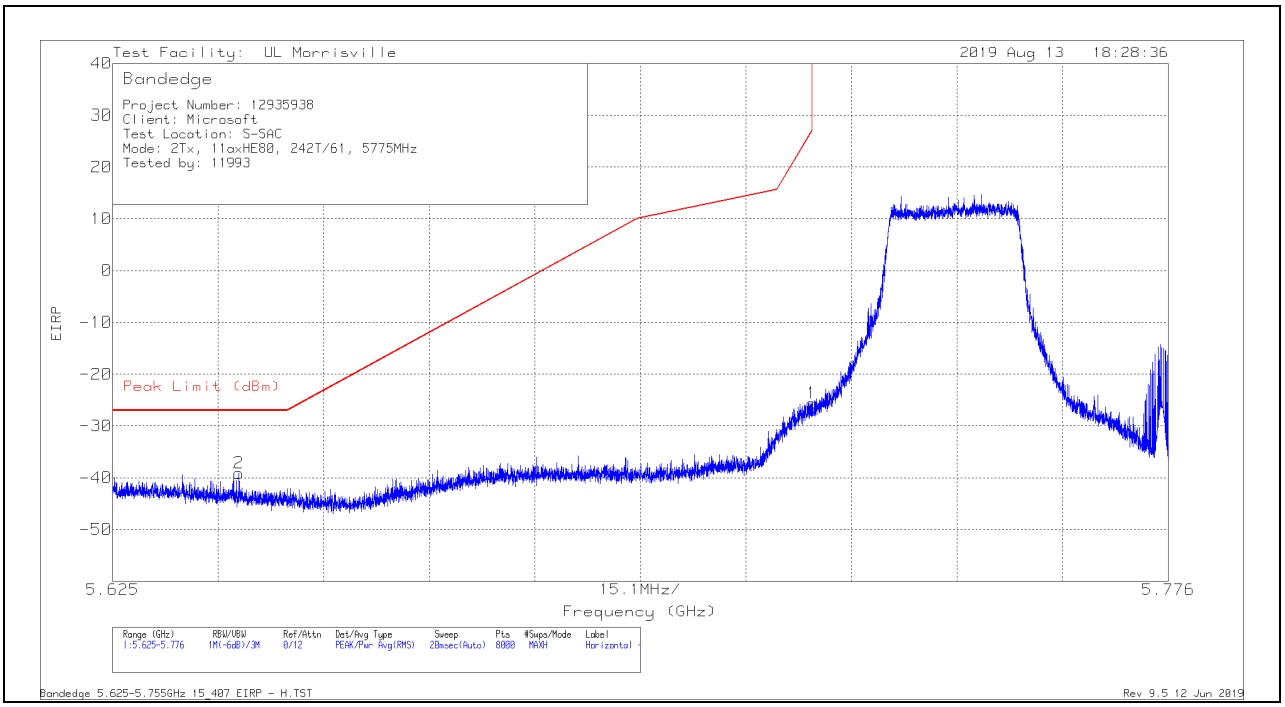

Marker	Frequency (GHz)	Meter Reading (dBm)	Det	AT0072 (dB/m)	Amp/Cbl/Fltr/Pad (dB)	Conversion Factor (dB)	Corrected Reading EIRP	Peak Limit (dBm)	PK Margin (dB)	Azimuth (Degs)	Height (cm)	Polarity
2	5.64308	-62.43	Pk	34.7	-23.2	11.8	-39.13	-27	-12.13	63	389	H
1	5.72499	-48.76	Pk	34.7	-23.3	11.8	-25.56	26.98	-52.54	63	389	H

Pk - Peak detector

UL LLC
12 Laboratory Dr., RTP, NC 27709; USA TEL:(919) 549-1400
This report shall not be reproduced except in full, without the written approval of UL LLC

VERTICAL RESULT

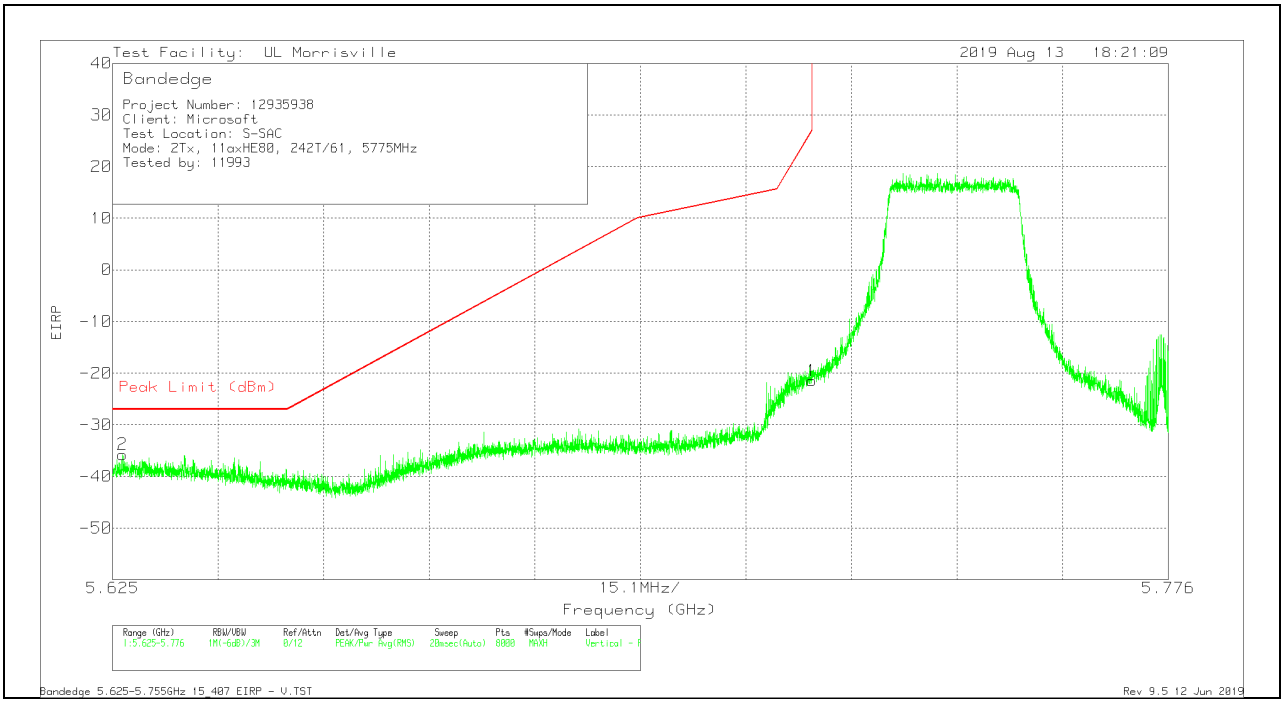

Marker	Frequency (GHz)	Meter Reading (dBm)	Det	AT0072 (dB/m)	Amp/Cbl/Fltr/Pad (dB)	Conversion Factor (dB)	Corrected Reading EIRP	Peak Limit (dBm)	PK Margin (dB)	Azimuth (Degs)	Height (cm)	Polarity
2	5.62645	-58.84	Pk	34.7	-23.4	11.8	-35.74	-27	-8.74	342	253	V
1	5.72499	-44.66	Pk	34.7	-23.3	11.8	-21.46	26.98	-48.44	342	253	V

Pk - Peak detector

UL LLC
12 Laboratory Dr., RTP, NC 27709; USA TEL:(919) 549-1400
This report shall not be reproduced except in full, without the written approval of UL LLC

2TX Antenna 1 + Antenna 2 OFDMA MODE – 242-Tones, RU Index 64

BANDEDGE (CHANNEL 155 HIGH EDGE)

HORIZONTAL RESULT

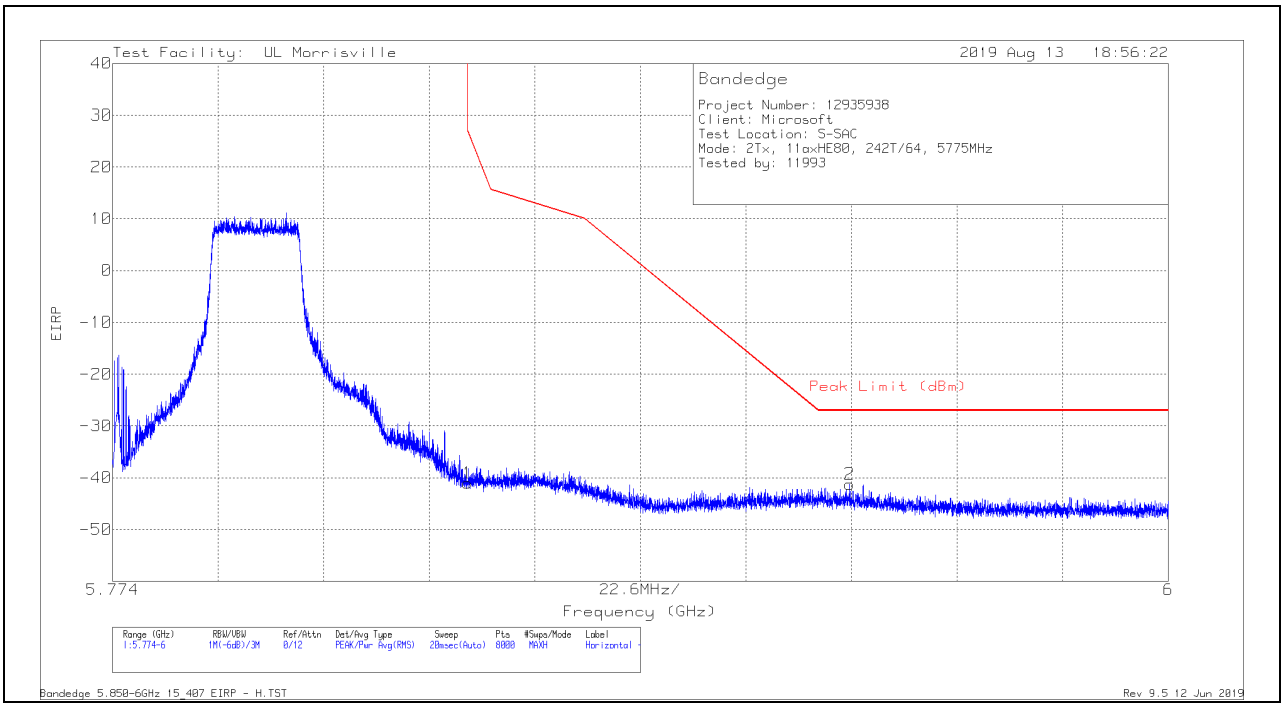

Marker	Frequency (GHz)	Meter Reading (dBm)	Det	AT0072 (dB/m)	Amp/Cbl/Fltr/Pad (dB)	Conversion Factor (dB)	Corrected Reading EIRP	Peak Limit (dBm)	PK Margin (dB)	Azimuth (Degs)	Height (cm)	Polarity
1	5.85	-64.54	Pk	34.8	-23.1	11.8	-41.04	26.99	-68.03	6	373	H
2	5.93183	-65.13	Pk	34.9	-22.8	11.8	-41.23	-27	-14.23	6	373	H

Pk - Peak detector

UL LLC
12 Laboratory Dr., RTP, NC 27709; USA TEL:(919) 549-1400
This report shall not be reproduced except in full, without the written approval of UL LLC

VERTICAL RESULT

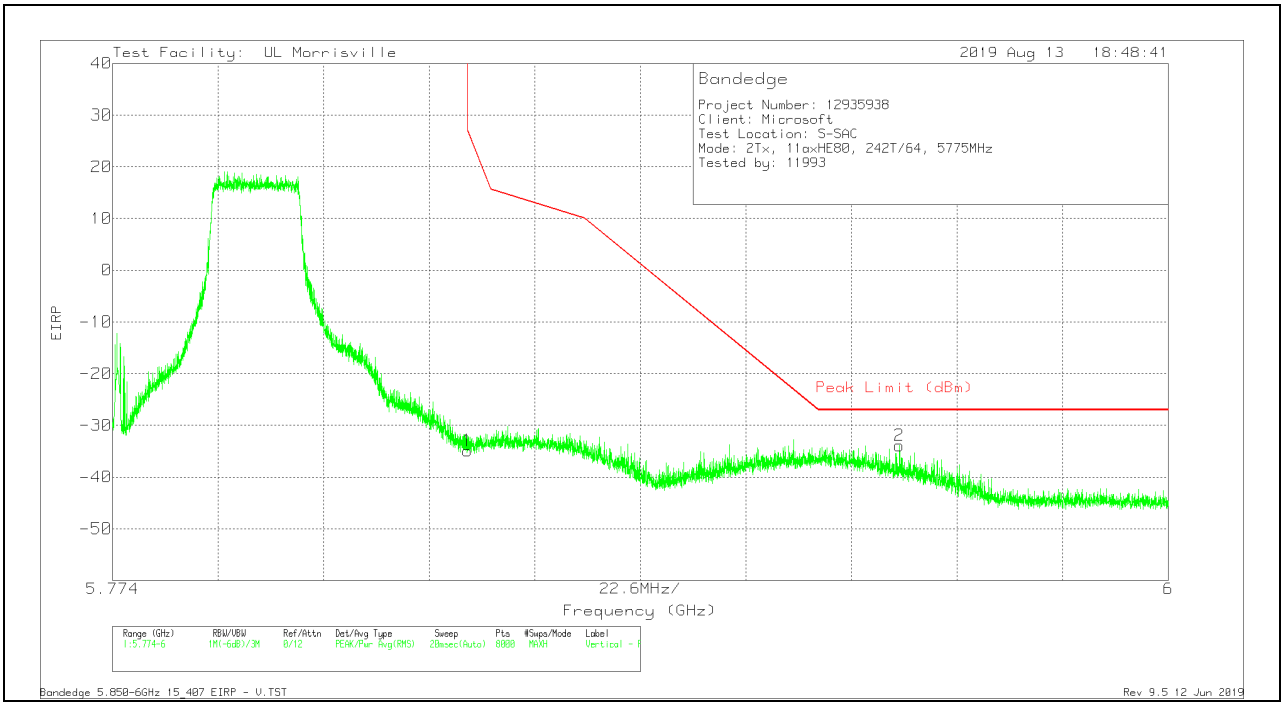

Marker	Frequency (GHz)	Meter Reading (dBm)	Det	AT0072 (dB/m)	Amp/Cbl/Fltr/Pad (dB)	Conversion Factor (dB)	Corrected Reading EIRP	Peak Limit (dBm)	PK Margin (dB)	Azimuth (Degs)	Height (cm)	Polarity
1	5.85	-58.39	Pk	34.8	-23.1	11.8	-34.89	26.99	-61.88	351	234	V
2	5.94245	-57.8	Pk	34.9	-22.8	11.8	-33.9	-27	-6.9	351	234	V

Pk - Peak detector

UL LLC
12 Laboratory Dr., RTP, NC 27709; USA TEL:(919) 549-1400
This report shall not be reproduced except in full, without the written approval of UL LLC

2TX Antenna 1 + Antenna 2 OFDMA MODE – 106-Tones, RU Index 53

BANDEDGE (CHANNEL 155 LOW EDGE)

HORIZONTAL RESULT

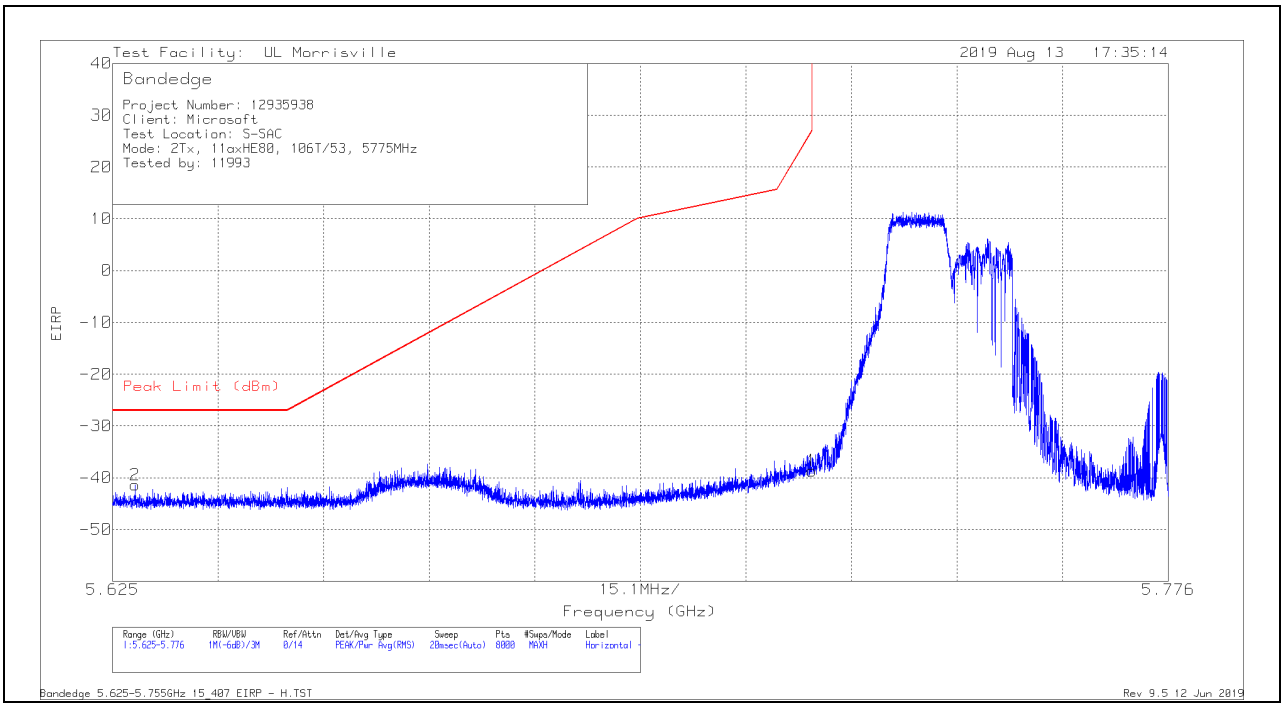

Marker	Frequency (GHz)	Meter Reading (dBm)	Det	AT0072 (dB/m)	Amp/Cbl/Fltr/Pad (dB)	Conversion Factor (dB)	Corrected Reading EIRP	Peak Limit (dBm)	PK Margin (dB)	Azimuth (Degs)	Height (cm)	Polarity
2	5.62819	-64.52	Pk	34.7	-23.4	11.8	-41.42	-27	-14.42	240	226	H
1	5.72499	-61.84	Pk	34.7	-23.3	11.8	-38.64	26.98	-65.62	240	226	H

Pk - Peak detector

UL LLC
12 Laboratory Dr., RTP, NC 27709; USA TEL:(919) 549-1400
This report shall not be reproduced except in full, without the written approval of UL LLC

VERTICAL RESULT

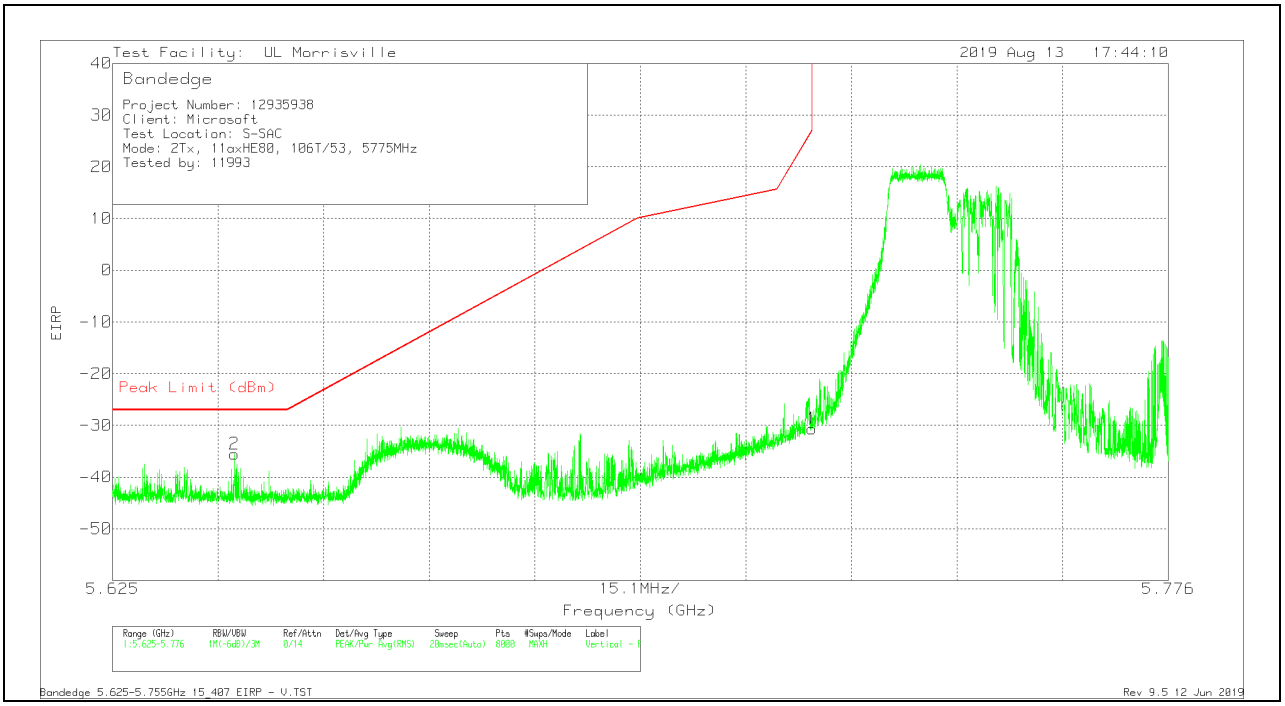

Marker	Frequency (GHz)	Meter Reading (dBm)	Det	AT0072 (dB/m)	Amp/Cbl/Fltr/Pad (dB)	Conversion Factor (dB)	Corrected Reading EIRP	Peak Limit (dBm)	PK Margin (dB)	Azimuth (Degs)	Height (cm)	Polarity
2	5.64244	-58.7	Pk	34.7	-23.3	11.8	-35.5	-27	-8.5	63	229	V
1	5.72499	-53.83	Pk	34.7	-23.3	11.8	-30.63	26.98	-57.61	63	229	V

Pk - Peak detector

UL LLC
12 Laboratory Dr., RTP, NC 27709; USA TEL:(919) 549-1400
This report shall not be reproduced except in full, without the written approval of UL LLC

2TX Antenna 1 + Antenna 2 OFDMA MODE – 106-Tones, RU Index 60

BANDEDGE (CHANNEL 155 HIGH EDGE)

HORIZONTAL RESULT

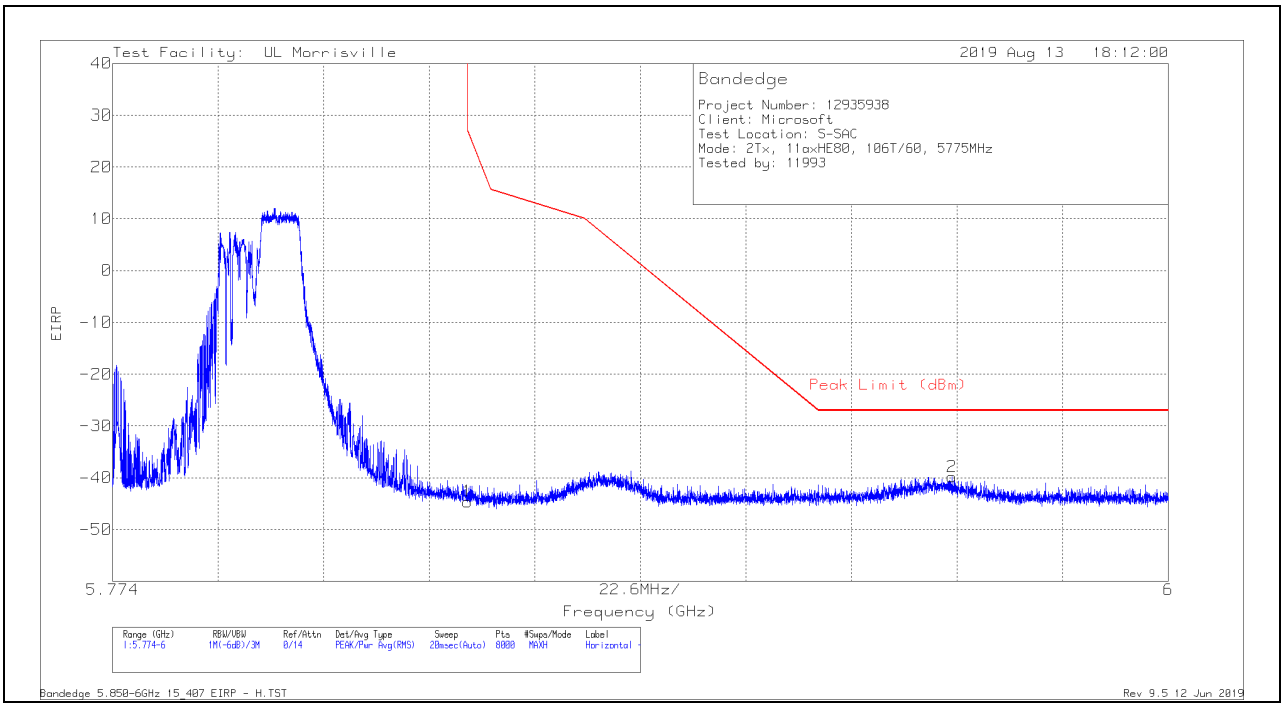

Marker	Frequency (GHz)	Meter Reading (dBm)	Det	AT0072 (dB/m)	Amp/Cbl/Fltr/Pad (dB)	Conversion Factor (dB)	Corrected Reading EIRP	Peak Limit (dBm)	PK Margin (dB)	Azimuth (Degs)	Height (cm)	Polarity
1	5.85	-68.11	Pk	34.8	-23.1	11.8	-44.61	26.99	-71.6	28	387	H
2	5.95372	-63.7	Pk	34.9	-22.8	11.8	-39.8	-27	-12.8	28	387	H

Pk - Peak detector

UL LLC
12 Laboratory Dr., RTP, NC 27709; USA TEL:(919) 549-1400
This report shall not be reproduced except in full, without the written approval of UL LLC

VERTICAL RESULT

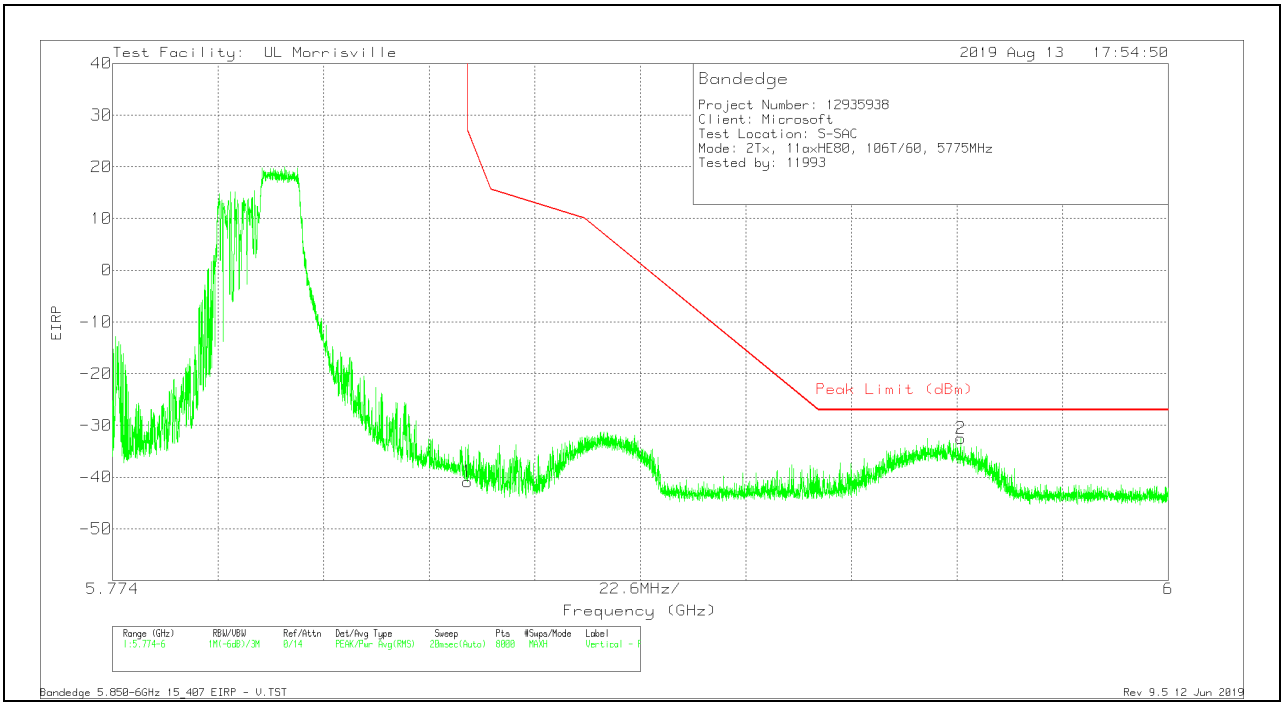

Marker	Frequency (GHz)	Meter Reading (dBm)	Det	AT0072 (dB/m)	Amp/Cbl/Fltr/Pad (dB)	Conversion Factor (dB)	Corrected Reading EIRP	Peak Limit (dBm)	PK Margin (dB)	Azimuth (Degs)	Height (cm)	Polarity
1	5.85	-64.35	Pk	34.8	-23.1	11.8	-40.85	26.99	-67.84	348	287	V
2	5.95553	-56.38	Pk	34.9	-22.8	11.8	-32.48	-27	-5.48	348	287	V

Pk - Peak detector

UL LLC
12 Laboratory Dr., RTP, NC 27709; USA TEL:(919) 549-1400
This report shall not be reproduced except in full, without the written approval of UL LLC

2TX Antenna 1 + Antenna 2 OFDMA MODE – 52-Tones, RU Index 37

BANDEDGE (CHANNEL 155 LOW EDGE)

HORIZONTAL RESULT

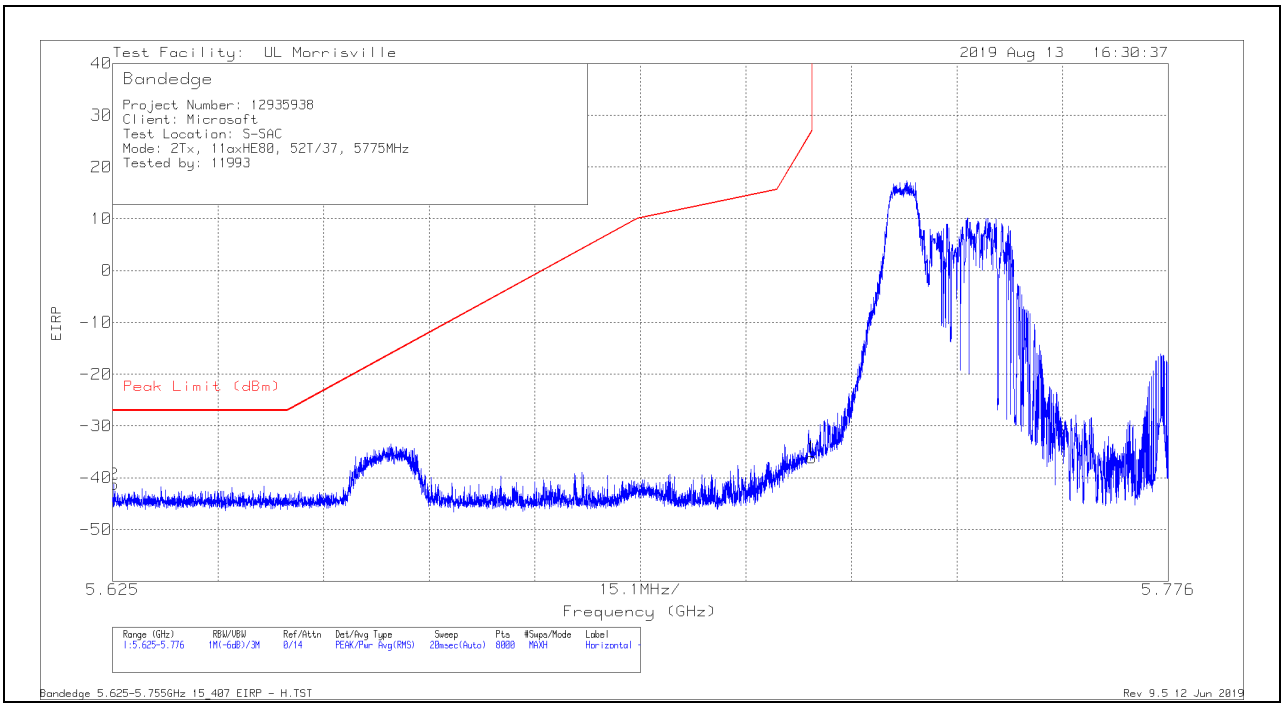

Marker	Frequency (GHz)	Meter Reading (dBm)	Det	AT0072 (dB/m)	Amp/Cbl/Fltr/Pad (dB)	Conversion Factor (dB)	Corrected Reading EIRP	Peak Limit (dBm)	PK Margin (dB)	Azimuth (Degs)	Height (cm)	Polarity
2	5.62519	-64.38	Pk	34.7	-23.4	11.8	-41.28	-27	-14.28	7	386	H
1	5.72499	-59.37	Pk	34.7	-23.3	11.8	-36.17	26.98	-63.15	7	386	H

Pk - Peak detector

UL LLC
12 Laboratory Dr., RTP, NC 27709; USA TEL:(919) 549-1400
This report shall not be reproduced except in full, without the written approval of UL LLC

VERTICAL RESULT

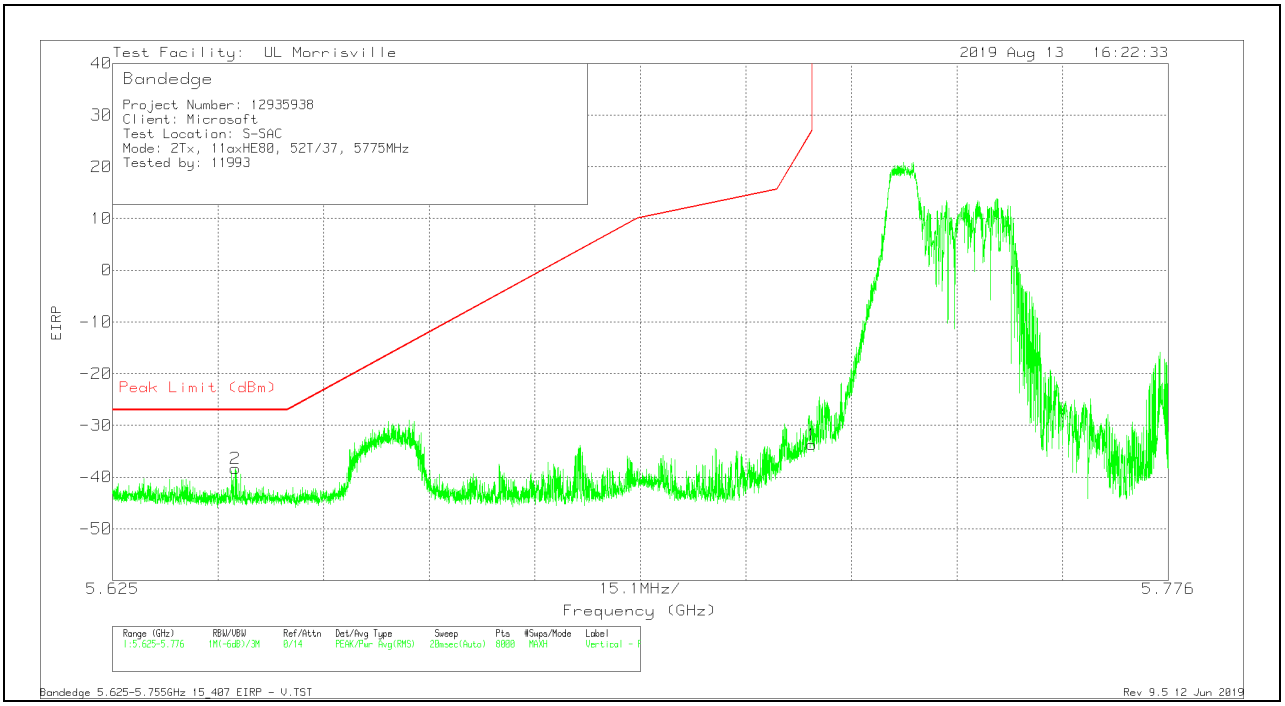

Marker	Frequency (GHz)	Meter Reading (dBm)	Det	AT0072 (dB/m)	Amp/Cbl/Fltr/Pad (dB)	Conversion Factor (dB)	Corrected Reading EIRP	Peak Limit (dBm)	PK Margin (dB)	Azimuth (Degs)	Height (cm)	Polarity
2	5.64256	-61.57	Pk	34.7	-23.3	11.8	-38.37	-27	-11.37	331	260	V
1	5.72499	-56.93	Pk	34.7	-23.3	11.8	-33.73	26.98	-60.71	331	260	V

Pk - Peak detector

UL LLC
12 Laboratory Dr., RTP, NC 27709; USA TEL:(919) 549-1400

This report shall not be reproduced except in full, without the written approval of UL LLC

2TX Antenna 1 + Antenna 2 OFDMA MODE – 52-Tones, RU Index 52

BANDEDGE (CHANNEL 155 HIGH EDGE)

HORIZONTAL RESULT

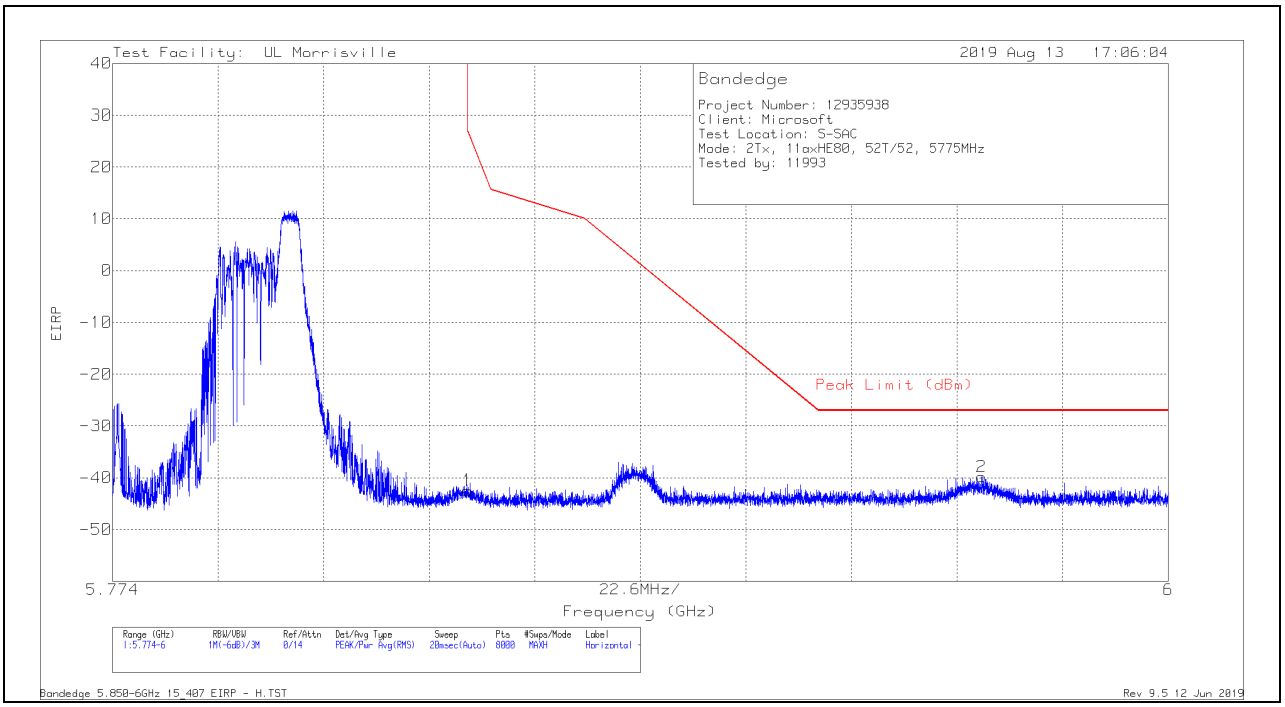

Marker	Frequency (GHz)	Meter Reading (dBm)	Det	AT0072 (dB/m)	Amp/Cbl/Fltr/Pad (dB)	Conversion Factor (dB)	Corrected Reading EIRP	Peak Limit (dBm)	PK Margin (dB)	Azimuth (Degs)	Height (cm)	Polarity
1	5.85	-65.95	Pk	34.8	-23.1	11.8	-42.45	26.99	-69.44	344	339	H
2	5.96008	-63.69	Pk	34.9	-22.8	11.8	-39.79	-27	-12.79	344	339	H

Pk - Peak detector

UL LLC
12 Laboratory Dr., RTP, NC 27709; USA TEL:(919) 549-1400
This report shall not be reproduced except in full, without the written approval of UL LLC

VERTICAL RESULT

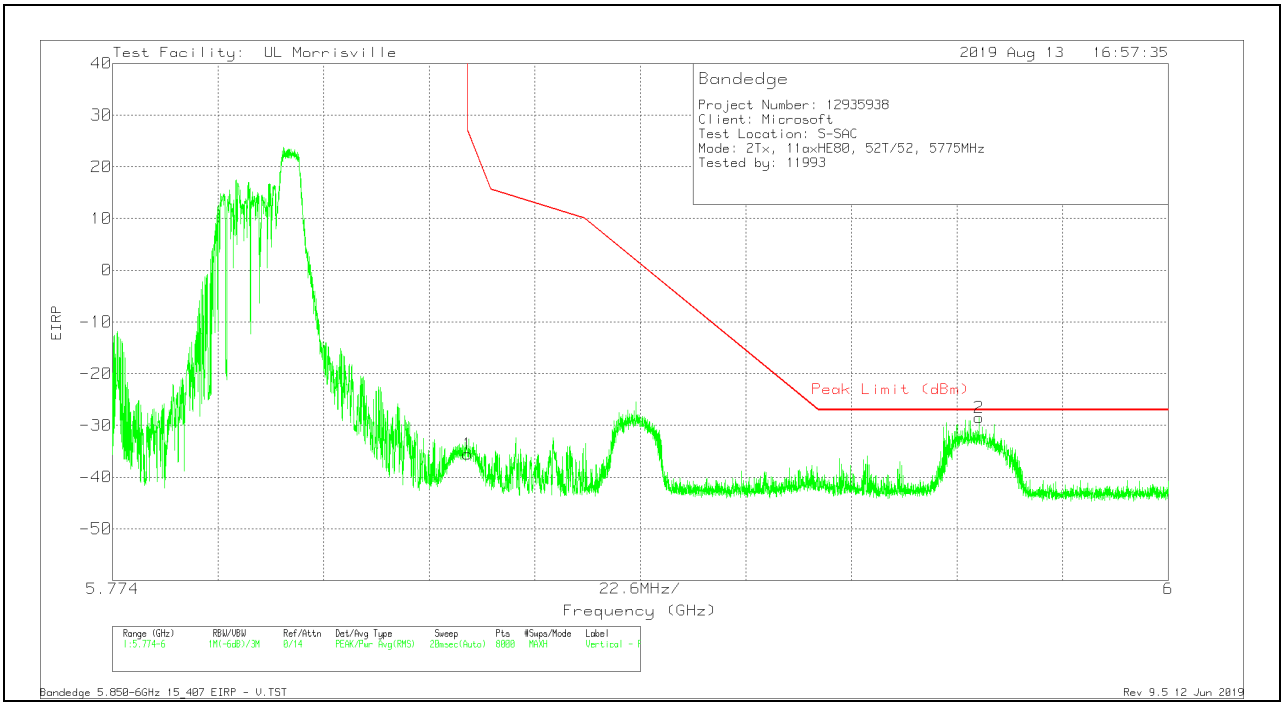

Marker	Frequency (GHz)	Meter Reading (dBm)	Det	AT0072 (dB/m)	Amp/Cbl/Fltr/Pad (dB)	Conversion Factor (dB)	Corrected Reading EIRP	Peak Limit (dBm)	PK Margin (dB)	Azimuth (Degs)	Height (cm)	Polarity
1	5.85	-59.09	Pk	34.8	-23.1	11.8	-35.59	26.99	-62.58	354	254	V
2	5.95946	-52.43	Pk	34.9	-22.8	11.8	-28.53	-27	-1.53	354	254	V

Pk - Peak detector

UL LLC
12 Laboratory Dr., RTP, NC 27709; USA TEL:(919) 549-1400
This report shall not be reproduced except in full, without the written approval of UL LLC

2TX Antenna 1 + Antenna 2 OFDMA MODE – 26-Tones, RU Index 0

BANDEDGE (CHANNEL 155 LOW EDGE)

HORIZONTAL RESULT

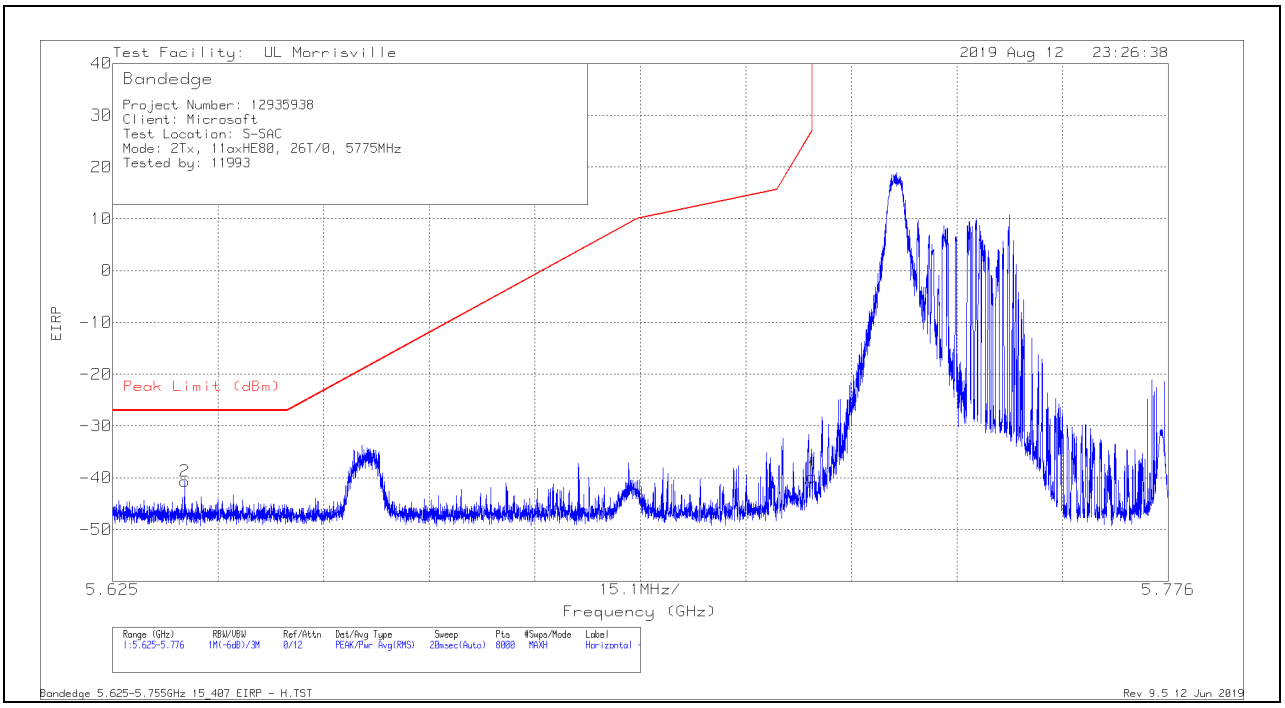

Marker	Frequency (GHz)	Meter Reading (dBm)	Det	AT0072 (dB/m)	Amp/Cbl/Fltr/Pad (dB)	Conversion Factor (dB)	Corrected Reading EIRP	Peak Limit (dBm)	PK Margin (dB)	Azimuth (Degs)	Height (cm)	Polarity
2	5.63529	-63.75	Pk	34.7	-23.4	11.8	-40.65	-27	-13.65	23	375	H
1	5.72499	-63.05	Pk	34.7	-23.3	11.8	-39.85	26.98	-66.83	23	375	H

Pk - Peak detector

UL LLC
12 Laboratory Dr., RTP, NC 27709; USA TEL:(919) 549-1400
This report shall not be reproduced except in full, without the written approval of UL LLC

VERTICAL RESULT

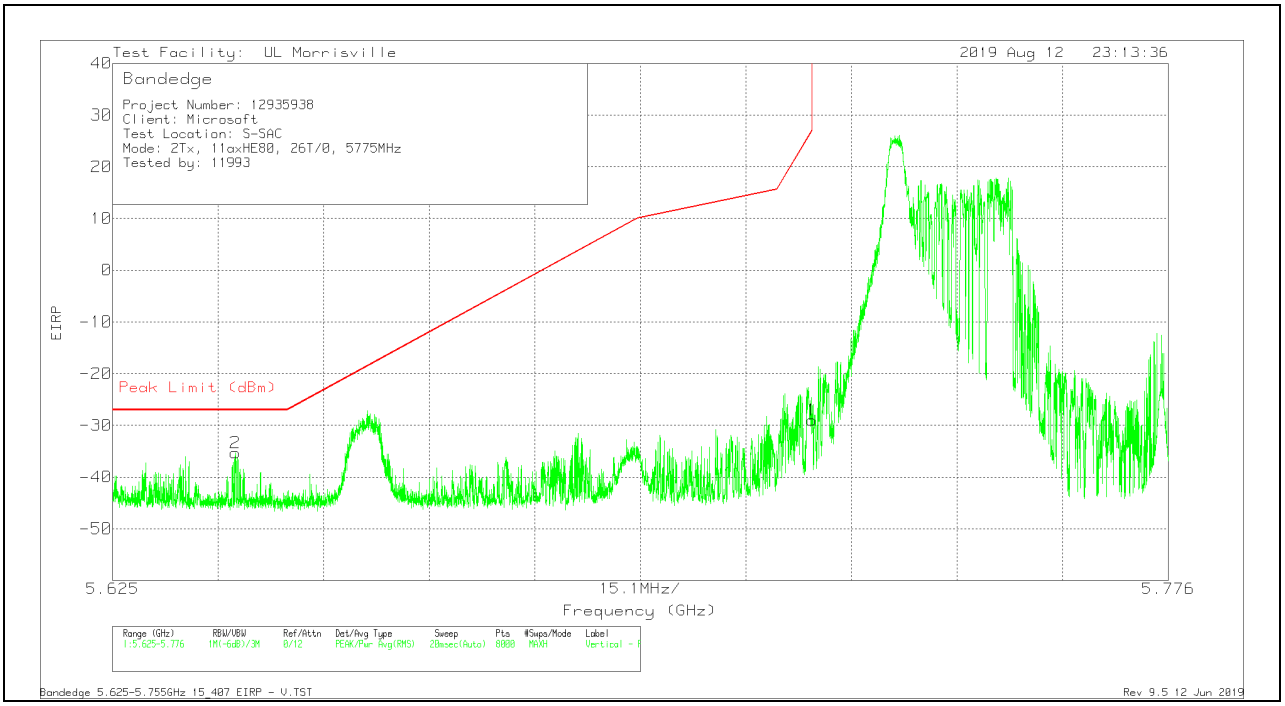

Marker	Frequency (GHz)	Meter Reading (dBm)	Det	AT0072 (dB/m)	Amp/Cbl/Fltr/Pad (dB)	Conversion Factor (dB)	Corrected Reading EIRP	Peak Limit (dBm)	PK Margin (dB)	Azimuth (Degs)	Height (cm)	Polarity
2	5.64256	-58.49	Pk	34.7	-23.3	11.8	-35.29	-27	-8.29	344	250	V
1	5.72499	-52.16	Pk	34.7	-23.3	11.8	-28.96	26.98	-55.94	344	250	V

Pk - Peak detector

UL LLC
12 Laboratory Dr., RTP, NC 27709; USA TEL:(919) 549-1400
This report shall not be reproduced except in full, without the written approval of UL LLC

2TX Antenna 1 + Antenna 2 OFDMA MODE – 26-Tones, RU Index 36

BANDEDGE (CHANNEL 155 HIGH EDGE)

HORIZONTAL RESULT

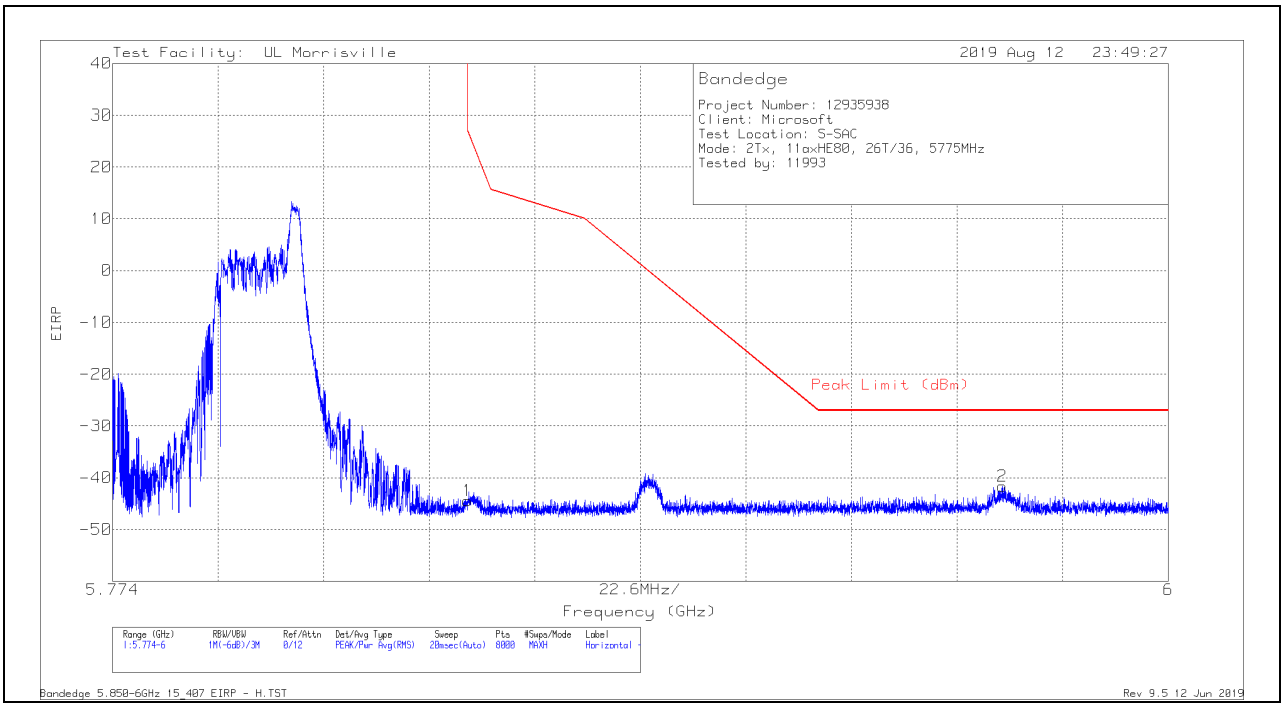

Marker	Frequency (GHz)	Meter Reading (dBm)	Det	AT0072 (dB/m)	Amp/Cbl/Fltr/Pad (dB)	Conversion Factor (dB)	Corrected Reading EIRP	Peak Limit (dBm)	PK Margin (dB)	Azimuth (Degs)	Height (cm)	Polarity
1	5.85	-67.93	Pk	34.8	-23.1	11.8	-44.43	26.99	-71.42	145	238	H
2	5.96443	-65.51	Pk	35	-22.9	11.8	-41.61	-27	-14.61	145	238	H

Pk - Peak detector

UL LLC
12 Laboratory Dr., RTP, NC 27709; USA TEL:(919) 549-1400
This report shall not be reproduced except in full, without the written approval of UL LLC

VERTICAL RESULT

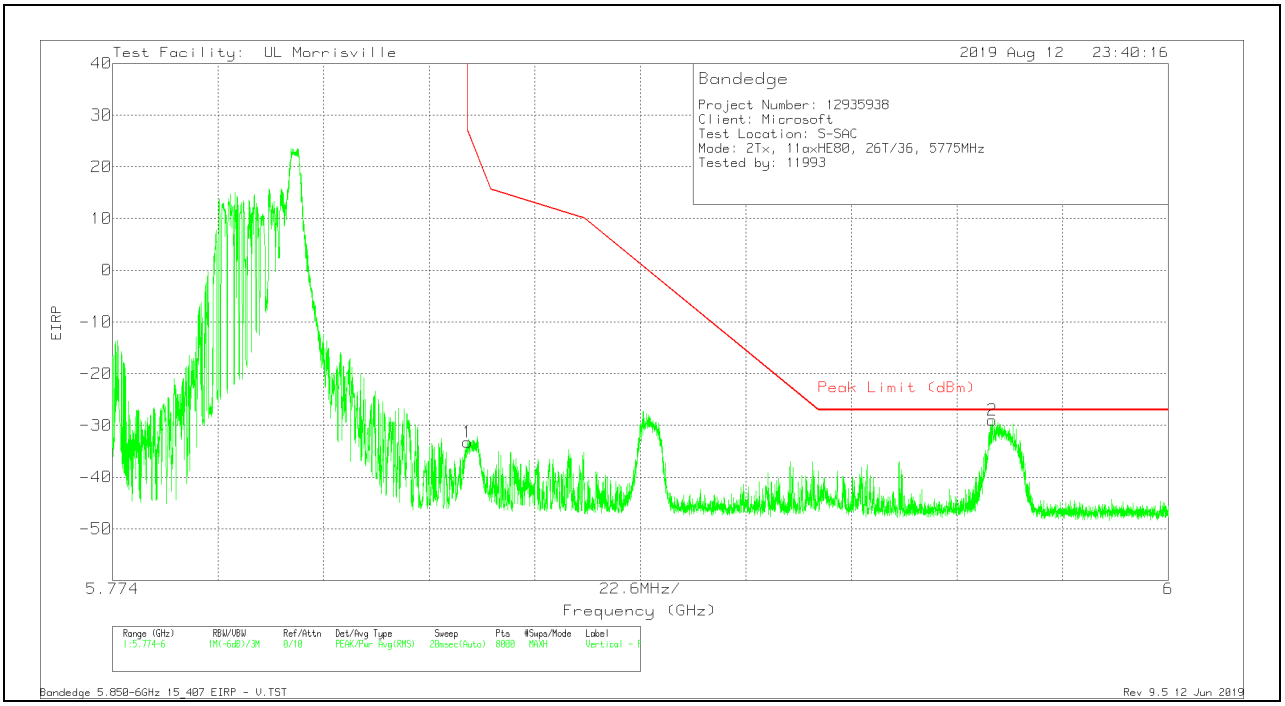

Marker	Frequency (GHz)	Meter Reading (dBm)	Det	AT0072 (dB/m)	Amp/Cbl/Fltr/Pad (dB)	Conversion Factor (dB)	Corrected Reading EIRP	Peak Limit (dBm)	PK Margin (dB)	Azimuth (Degs)	Height (cm)	Polarity
1	5.85	-56.73	Pk	34.8	-23.1	11.8	-33.23	26.99	-60.22	351	189	V
2	5.96237	-52.76	Pk	34.9	-22.9	11.8	-28.96	-27	-1.96	351	189	V

Pk - Peak detector

10.2. WORST-CASE BELOW 1GHz AND ABOVE 18 GHz

Power line conducted emissions were performed in worst-case test report R12935938-E11 (FCC ID: C3K1868, IC: 3048A-1868).

UL LLC
12 Laboratory Dr., RTP, NC 27709; USA TEL:(919) 549-1400
This report shall not be reproduced except in full, without the written approval of UL LLC

11. AC LINE CONDUCTED EMISSIONS

Power line conducted emissions were performed in worst-case test report R12935938-E11 (FCC ID: C3K1868, IC: 3048A-1868).

12. SETUP PHOTOS

Please refer to R12935938-EP1 for setup photos

END OF TEST REPORT

UL LLC
12 Laboratory Dr., RTP, NC 27709; USA TEL:(919) 549-1400
This report shall not be reproduced except in full, without the written approval of UL LLC