SETUP PHOTOS REPORT

Report Number. : R12935938-EP1

Applicant	:	Microsoft Corporation One Microsoft Way Redmond, WA 98052-6399 USA
Model	:	1868
FCC ID	:	C3K1868
IC	:	3048A-1868
EUT Description	:	Portable Computing Device
Test Standard(s)	:	FCC 47 CFR PART 15 SUBPART C and E ISED RSS-247 ISSUE 2 ISED RSS-GEN ISSUE 5

Date Of Issue:
2019-09-06

Prepared by:
UL LLC
12 Laboratory Dr.
Research Triangle Park, NC 27709 U.S.A.
TEL: (919) 549-1400

NVLAP Lab code: 200246-0

REPORT REVISION HISTORY

Rev.	Issue Date	Revisions	Revised By
V1	--	Initial Issue	
2	2019-09-06	Added AC power adaptor to support equipment.	Brian T. Kiewra

UL LLC
12 Laboratory Dr., RTP, NC 27709; USA TEL:(919) 549-1400
This report shall not be reproduced except in full, without the written approval of UL LLC

TABLE OF CONTENTS

REPORT REVISION HISTORY **2**

TABLE OF CONTENTS **3**

1. DESCRIPTION OF TEST SETUP **4**

2. SETUP PHOTOS **6**

UL LLC
12 Laboratory Dr., RTP, NC 27709; USA TEL:(919) 549-1400

This report shall not be reproduced except in full, without the written approval of UL LLC

1. DESCRIPTION OF TEST SETUP

SUPPORT EQUIPMENT

Support Equipment List				
Description	**Manufacturer**	**Model**	**Serial Number**	**FCC ID**
USB Hub	J5 Create	JCA374	AY2A1904000477 / AY6A1903004261	N/A
Earbuds	Sony	MDR-EX14AP	Non-serialized	N/A
USB Flash Drive	Kingston	DataTraveler G4	Non-serialized	N/A
AC Power Adaptor	Microsoft	1706	0D130P02KC596	N/A

I/O CABLES

I/O Cable List						
Cable No	**Port**	**# of identical ports**	**Connector Type**	**Cable Type**	**Cable Length (m)**	**Remarks**
1	Mains	1	12-pin	Mains	<3	None
2	USB-A	1	USB-A	USB	<3	None
3	USB-C	1	USB-C	USB	<3	None
4	Aux	1	Aux	Aux	<3	None

TEST SETUP

The test utility software was located on the EUT during the tests and was used to exercised the radios.

UL LLC
12 Laboratory Dr., RTP, NC 27709; USA TEL:(919) 549-1400
This report shall not be reproduced except in full, without the written approval of UL LLC

SETUP DIAGRAMS

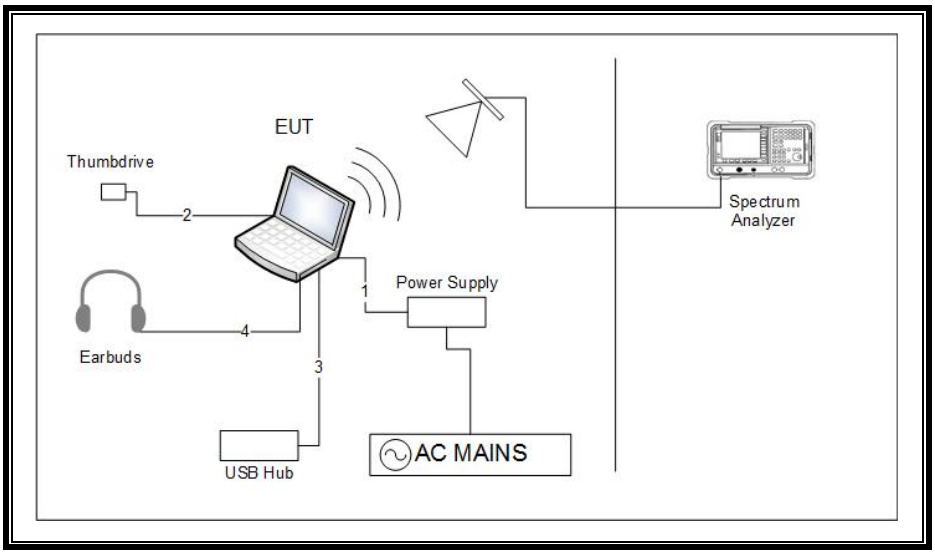

UL LLC
12 Laboratory Dr., RTP, NC 27709; USA TEL:(919) 549-1400
This report shall not be reproduced except in full, without the written approval of UL LLC

2. SETUP PHOTOS

ANTENNA PORT CONDUCTED EMISSIONS

ANTENNA PORT CONDUCTED EMISSIONS



UL LLC
12 Laboratory Dr., RTP, NC 27709; USA TEL:(919) 549-1400
This report shall not be reproduced except in full, without the written approval of UL LLC

RADIATED SPURIOUS EMISSIONS

RADIATED SPURIOUS PHOTOS BACK (Above 1GHz)



UL LLC
12 Laboratory Dr., RTP, NC 27709; USA TEL:(919) 549-1400
This report shall not be reproduced except in full, without the written approval of UL LLC

RADIATED SPURIOUS PHOTOS FRONT (Above 1GHz)

UL LLC
12 Laboratory Dr., RTP, NC 27709; USA
TEL:(919) 549-1400

This report shall not be reproduced except in full, without the written approval of UL LLC

RADIATED SPURIOUS PHOTOS BACK (Below 1GHz)



UL LLC
12 Laboratory Dr., RTP, NC 27709; USA
TEL:(919) 549-1400

This report shall not be reproduced except in full, without the written approval of UL LLC

RADIATED SPURIOUS PHOTOS FRONT (Below 1GHz)



UL LLC
12 Laboratory Dr., RTP, NC 27709; USA
TEL:(919) 549-1400

This report shall not be reproduced except in full, without the written approval of UL LLC

AC POWER LINE CONDUCTED EMISSIONS

AC POWER LINE CONDUCTED EMISSIONS BACK



UL LLC
12 Laboratory Dr., RTP, NC 27709; USA TEL:(919) 549-1400
This report shall not be reproduced except in full, without the written approval of UL LLC

AC POWER LINE CONDUCTED EMISSIONS FRONT



END OF TEST REPORT

UL LLC
12 Laboratory Dr., RTP, NC 27709; USA TEL:(919) 549-1400
This report shall not be reproduced except in full, without the written approval of UL LLC