RADIATED EMISSIONS

Marker	Frequency (GHz)	Meter Reading (dBuV)	Det	AF EMC4294 (dB/m)	Amp/Cbl/Fltr/Pad (dB)	DC Corr (dB)	Corrected Reading (dBuV/m)	Avg Limit (dBuV/m)	Margin (dB)	Peak Limit (dBuV/m)	PK Margin (dB)	Azimuth (Degs)	Height (cm)	Polarity
1	* 1.53528	41.66	PK2	28.2	-24	0	45.86	-	-	74	-28.14	80	248	H
	* 1.53446	31.32	MAv1	28.2	-23.9	.82	36.44	54	-17.56	-	-	80	248	H
2	* 2.83369	42.01	PK2	32.3	-24.5	0	49.81	-	-	74	-24.19	297	252	H
	* 2.83555	31.12	MAv1	32.3	-24.5	.82	39.74	54	-14.26	-	-	297	252	H
3	* 1.38833	43.2	PK2	29.1	-23.8	0	48.5	-	-	74	-25.5	298	148	V
	* 1.38113	32.19	MAv1	29.2	-23.8	.82	38.41	54	-15.59	-	-	298	148	V
4	* 2.88039	43.42	PK2	32.4	-24.4	0	51.42	-	-	74	-22.58	31	313	V
	* 2.8914	31.74	MAv1	32.4	-24.4	.82	40.56	54	-13.44	-	-	31	313	V
5	* 11.09439	30.18	PK2	38	-20.7	0	47.48	-	-	74	-26.52	36	397	H
	* 11.09617	20.56	MAv1	37.9	-20.7	.82	38.58	54	-15.42	-	-	36	397	H
6	* 15.68747	29.7	PK2	40.1	-17.5	0	52.3	-	-	74	-21.7	315	266	V
	* 15.69104	19.43	MAv1	40.1	-17.6	.82	42.75	54	-11.25	-	-	315	266	V

* - indicates frequency in CFR47 Pt 15 / IC RSS-Restricted Band
PK2 - KDB558074 Method: Maximum Peak
MAv1 - KDB558074 Option 1 Maximum RMS Average

UL VERIFICATION SERVICES INC.
47173 Benicia Street, Fremont, CA 94538; USA TEL:(510) 319-4000 FAX:(510) 661-0888
This report shall not be reproduced except in full, without the written approval of UL Verification Services Inc.

HIGH CHANNEL RESULTS

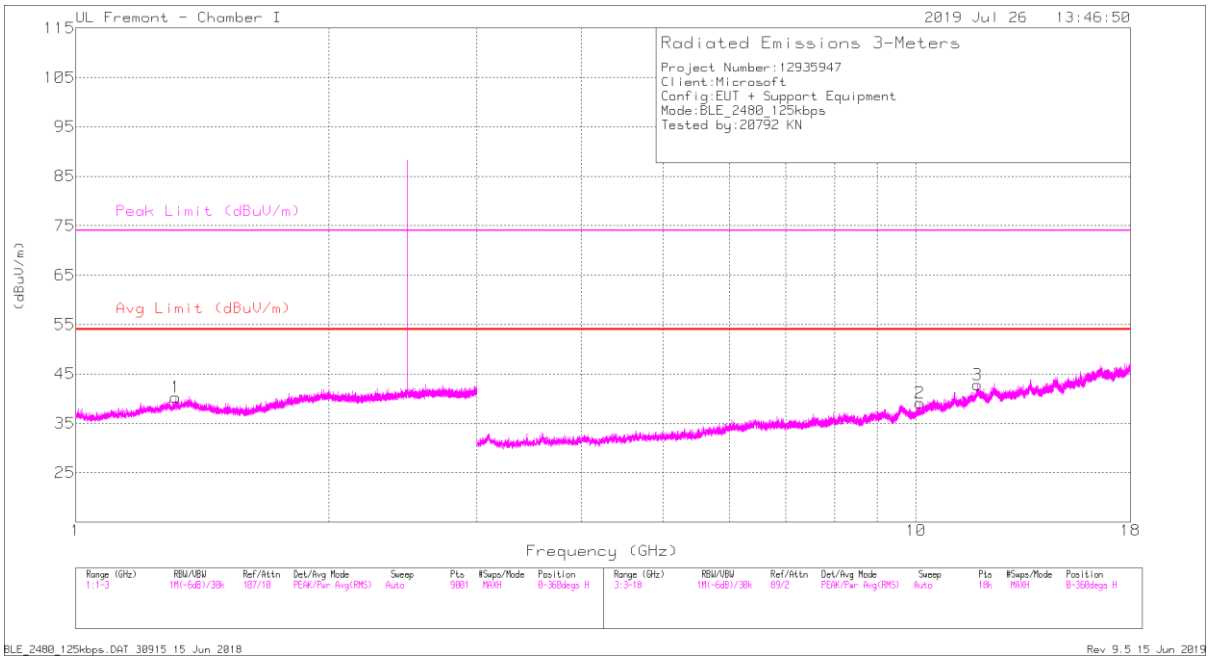

HORIZONTAL

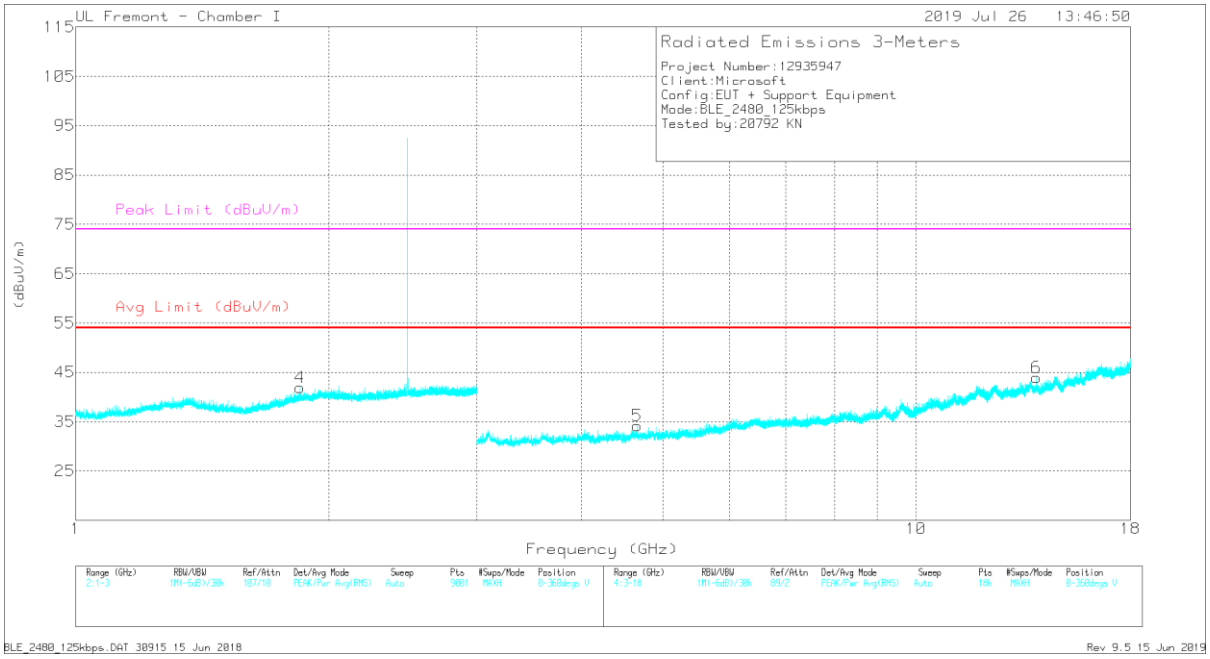

VERTICAL

UL VERIFICATION SERVICES INC.
47173 Benicia Street, Fremont, CA 94538; USA TEL:(510) 319-4000 FAX:(510) 661-0888
This report shall not be reproduced except in full, without the written approval of UL Verification Services Inc.

RADIATED EMISSIONS

Marker	Frequency (GHz)	Meter Reading (dBuV)	Det	AF EMC4294 (dB/m)	Amp/Cbl/Fltr/Pad (dB)	DC Corr (dB)	Corrected Reading (dBuV/m)	Avg Limit (dBuV/m)	Margin (dB)	Peak Limit (dBuV/m)	PK Margin (dB)	Azimuth (Degs)	Height (cm)	Polarity
1	* 1.31741	41.89	PK2	29	-23.9	0	46.99	-	-	74	-27.01	279	139	H
	* 1.31845	30.01	MAv1	29.1	-23.9	.82	36.03	54	-17.97	-	-	279	139	H
4	1.85236	37.26	PK2	30.9	-24.1	0	44.06	-	-	-	-	209	311	V
3	* 11.83316	29.93	PK2	38.7	-19.7	0	48.93	-	-	74	-25.07	119	195	H
	* 11.8322	20.86	MAv1	38.7	-19.7	.82	40.68	54	-13.32	-	-	119	195	H
2	10.10212	29.04	PK2	37.2	-23.2	0	43.04	-	-	-	-	130	228	H
5	* 4.65637	35.29	PK2	33.9	-30.8	0	38.39	-	-	74	-35.61	23	160	V
	* 4.65827	25.31	MAv1	33.9	-30.8	.82	29.23	54	-24.77	-	-	23	160	V
6	13.90505	31.73	PK2	38.7	-18.9	0	51.53	-	-	-	-	311	281	V

* - indicates frequency in CFR47 Pt 15 / IC RSS-Restricted Band
PK2 - KDB558074 Method: Maximum Peak
MAv1 - KDB558074 Option 1 Maximum RMS Average

UL VERIFICATION SERVICES INC.
47173 Benicia Street, Fremont, CA 94538; USA TEL:(510) 319-4000 FAX:(510) 661-0888
This report shall not be reproduced except in full, without the written approval of UL Verification Services Inc.

9.2.1. BLE (500Kbps)

BANDEDGE (LOW CHANNEL)

HORIZONTAL RESULT

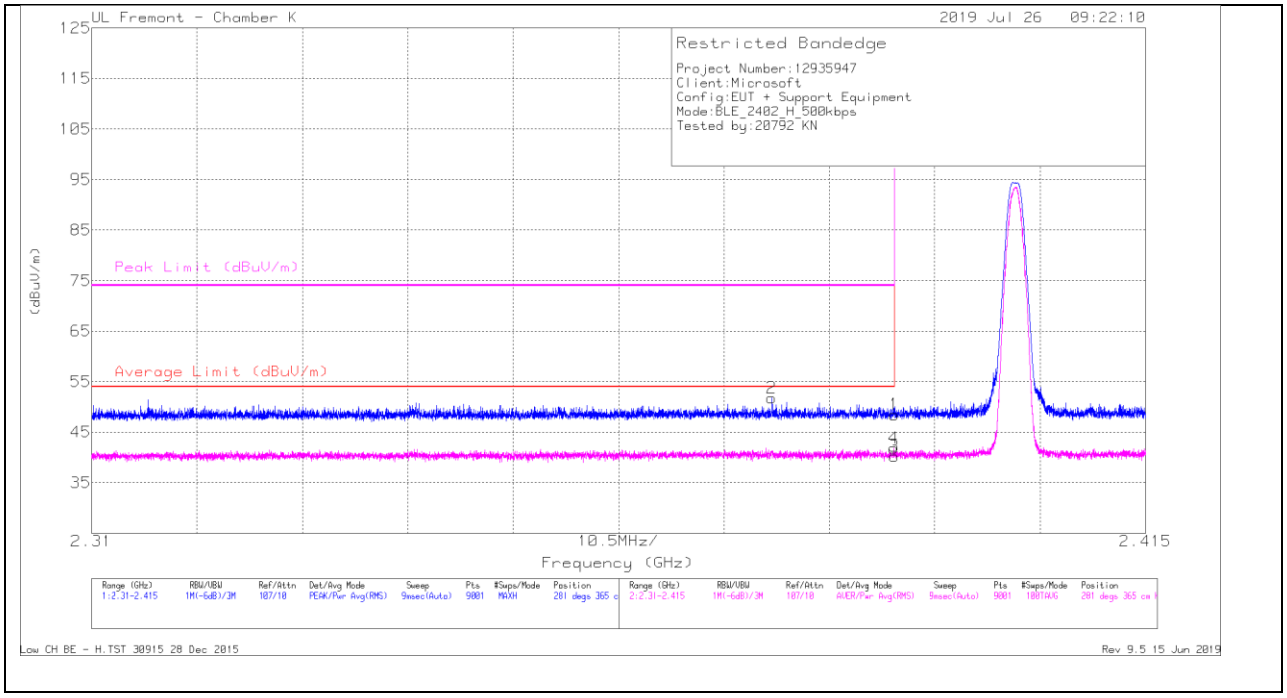

Marker	Frequency (GHz)	Meter Reading (dBuV)	Det	AF EMC4294 (dB/m)	Amp/Cbl/Fltr/Pad (dB)	DC Corr (dB)	Corrected Reading (dBuV/m)	Average Limit (dBuV/m)	Margin (dB)	Peak Limit (dBuV/m)	PK Margin (dB)	Azimuth (Degs)	Height (cm)	Polarity
1	* 2.38999	41.29	Pk	31.9	-24.7	0	48.49	-	-	74	-25.51	281	365	H
2	* 2.37774	44.55	Pk	31.9	-24.7	0	51.75	-	-	74	-22.25	281	365	H
3	* 2.38999	30.55	RMS	31.9	-24.7	2.43	40.18	54	-13.82	-	-	281	365	H
4	* 2.38992	32.18	RMS	31.9	-24.7	2.43	41.81	54	-12.19	-	-	281	365	H

* - indicates frequency in CFR47 Pt 15 / IC RSS-Restricted Band
Pk - Peak detector
RMS - RMS detection

UL VERIFICATION SERVICES INC.
47173 Benicia Street, Fremont, CA 94538; USA TEL:(510) 319-4000 FAX:(510) 661-0888
This report shall not be reproduced except in full, without the written approval of UL Verification Services Inc.

VERTICAL RESULT

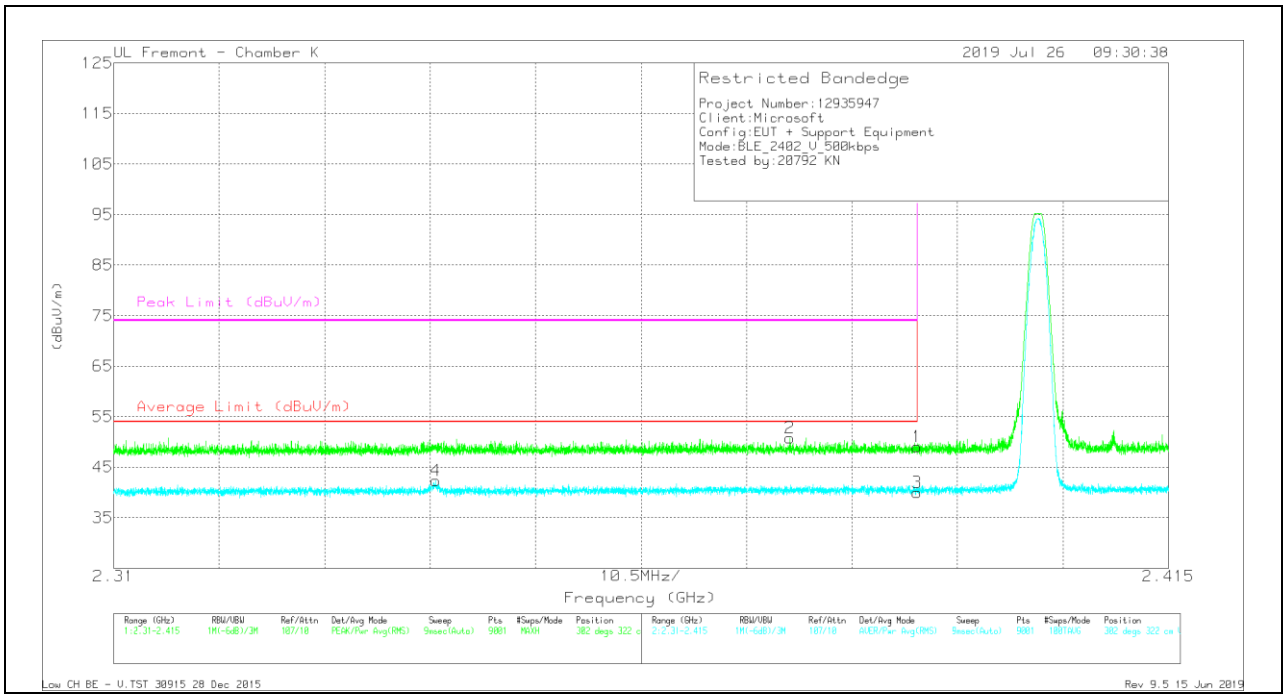

Marker	Frequency (GHz)	Meter Reading (dBuV)	Det	AF EMC4294 (dB/m)	Amp/Cbl/Fltr/Pad (dB)	DC Corr (dB)	Corrected Reading (dBuV/m)	Average Limit (dBuV/m)	Margin (dB)	Peak Limit (dBuV/m)	PK Margin (dB)	Azimuth (Degs)	Height (cm)	Polarity
1	* 2.38999	41.82	Pk	31.9	-24.7	0	49.02	-	-	74	-24.98	302	322	V
2	* 2.37731	43.64	Pk	31.9	-24.7	0	50.84	-	-	74	-23.16	302	322	V
3	* 2.38999	30.41	RMS	31.9	-24.7	2.43	40.04	54	-13.96	-	-	302	322	V
4	* 2.34205	32.81	RMS	31.7	-24.6	2.43	42.34	54	-11.66	-	-	302	322	V

* - indicates frequency in CFR47 Pt 15 / IC RSS-Restricted Band
Pk - Peak detector
RMS - RMS detection

UL VERIFICATION SERVICES INC.
47173 Benicia Street, Fremont, CA 94538; USA TEL:(510) 319-4000 FAX:(510) 661-0888
This report shall not be reproduced except in full, without the written approval of UL Verification Services Inc.

BANDEDGE (HIGH CHANNEL)

HORIZONTAL RESULT

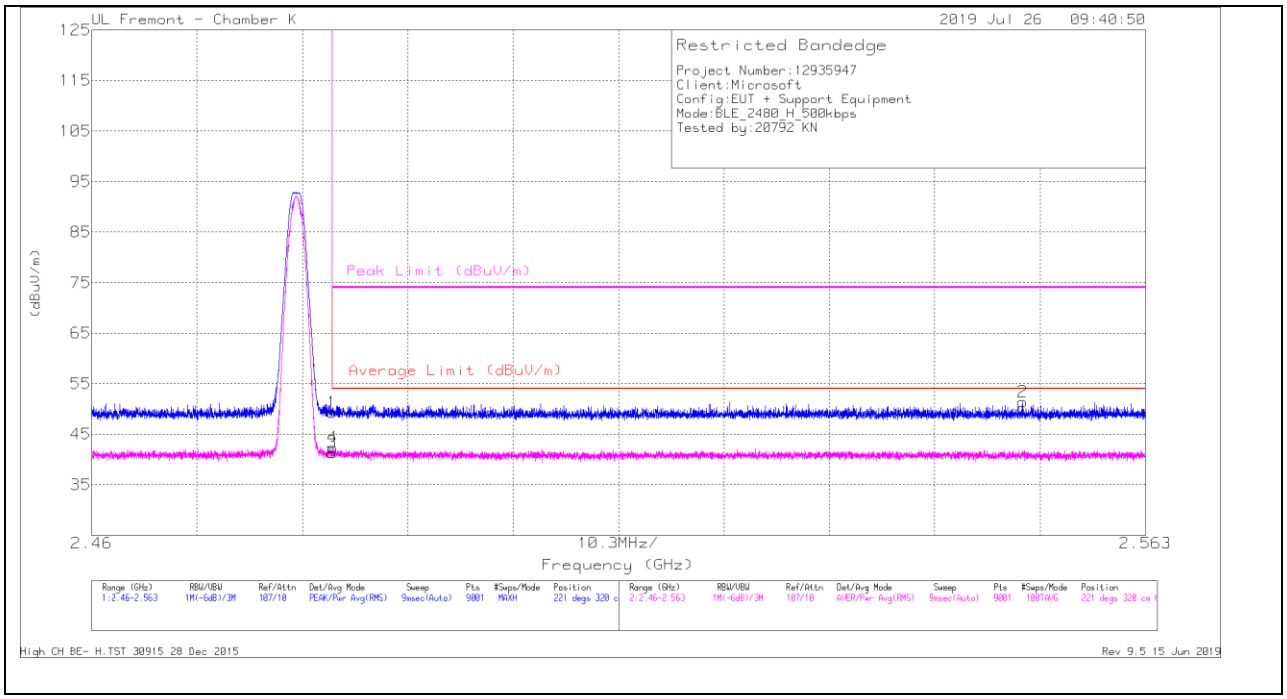

Marker	Frequency (GHz)	Meter Reading (dBuV)	Det	AF EMC4294 (dB/m)	Amp/Cbl/Fltr/Pad (dB)	DC Corr (dB)	Corrected Reading (dBuV/m)	Average Limit (dBuV/m)	Margin (dB)	Peak Limit (dBuV/m)	PK Margin (dB)	Azimuth (Degs)	Height (cm)	Polarity
1	* 2.48351	41.56	Pk	32.5	-24.8	0	49.26	-	-	74	-24.74	221	320	H
2	2.55098	43.77	Pk	32.4	-24.8	0	51.37	-	-	74	-22.63	221	320	H
3	* 2.48351	31.28	RMS	32.5	-24.8	2.43	41.41	54	-12.59	-	-	221	320	H
4	* 2.48355	32.24	RMS	32.5	-24.8	2.43	42.37	54	-11.63	-	-	221	320	H

* - indicates frequency in CFR47 Pt 15 / IC RSS-Restricted Band
Pk - Peak detector
RMS - RMS detection

UL VERIFICATION SERVICES INC.
47173 Benicia Street, Fremont, CA 94538; USA TEL:(510) 319-4000 FAX:(510) 661-0888
This report shall not be reproduced except in full, without the written approval of UL Verification Services Inc.

VERTICAL RESULT

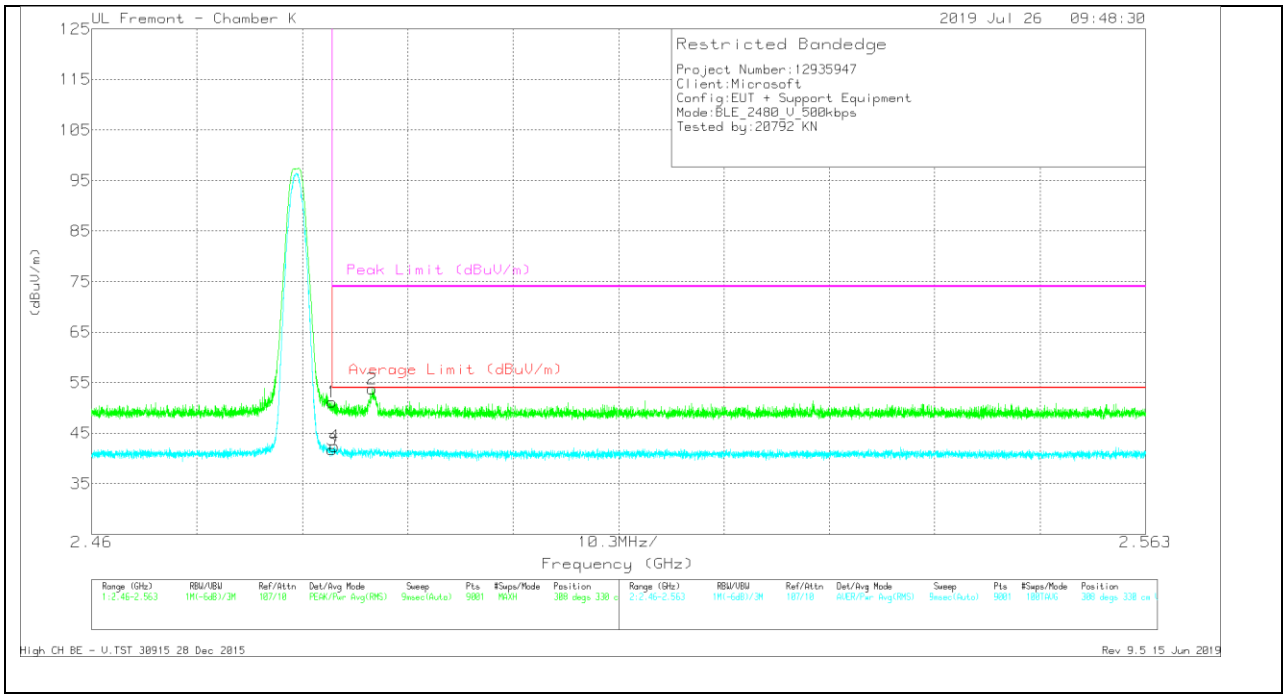

Marker	Frequency (GHz)	Meter Reading (dBuV)	Det	AF EMC4294 (dB/m)	Amp/Cbl/Fltr/Pad (dB)	DC Corr (dB)	Corrected Reading (dBuV/m)	Average Limit (dBuV/m)	Margin (dB)	Peak Limit (dBuV/m)	PK Margin (dB)	Azimuth (Degs)	Height (cm)	Polarity
1	* 2.48351	43.48	Pk	32.5	-24.8	0	51.18	-	-	74	-22.82	308	330	V
2	* 2.48743	46.12	Pk	32.5	-24.8	0	53.82	-	-	74	-20.18	308	330	V
3	* 2.48351	31.55	RMS	32.5	-24.8	2.43	41.68	54	-12.32	-	-	308	330	V
4	* 2.48375	32.28	RMS	32.5	-24.8	2.43	42.41	54	-11.59	-	-	308	330	V

* - indicates frequency in CFR47 Pt 15 / IC RSS-Restricted Band
Pk - Peak detector
RMS - RMS detection

UL VERIFICATION SERVICES INC.
47173 Benicia Street, Fremont, CA 94538; USA TEL:(510) 319-4000 FAX:(510) 661-0888
This report shall not be reproduced except in full, without the written approval of UL Verification Services Inc.

HARMONICS AND SPURIOUS EMISSIONS

LOW CHANNEL RESULTS

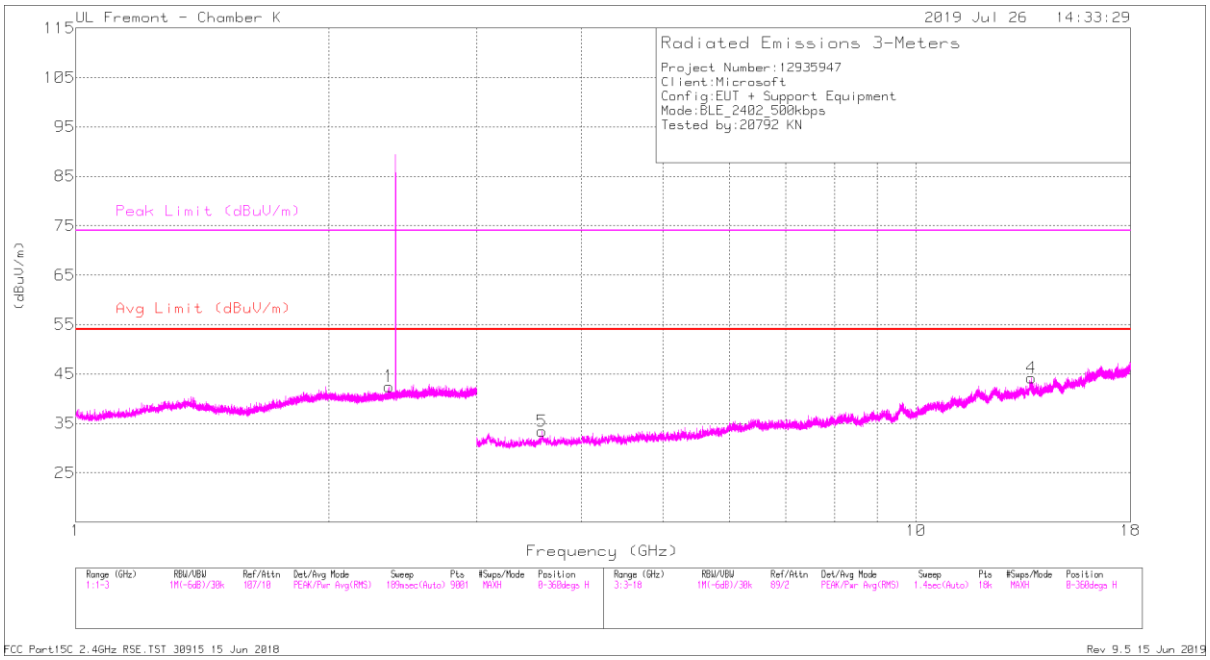

HORIZONTAL

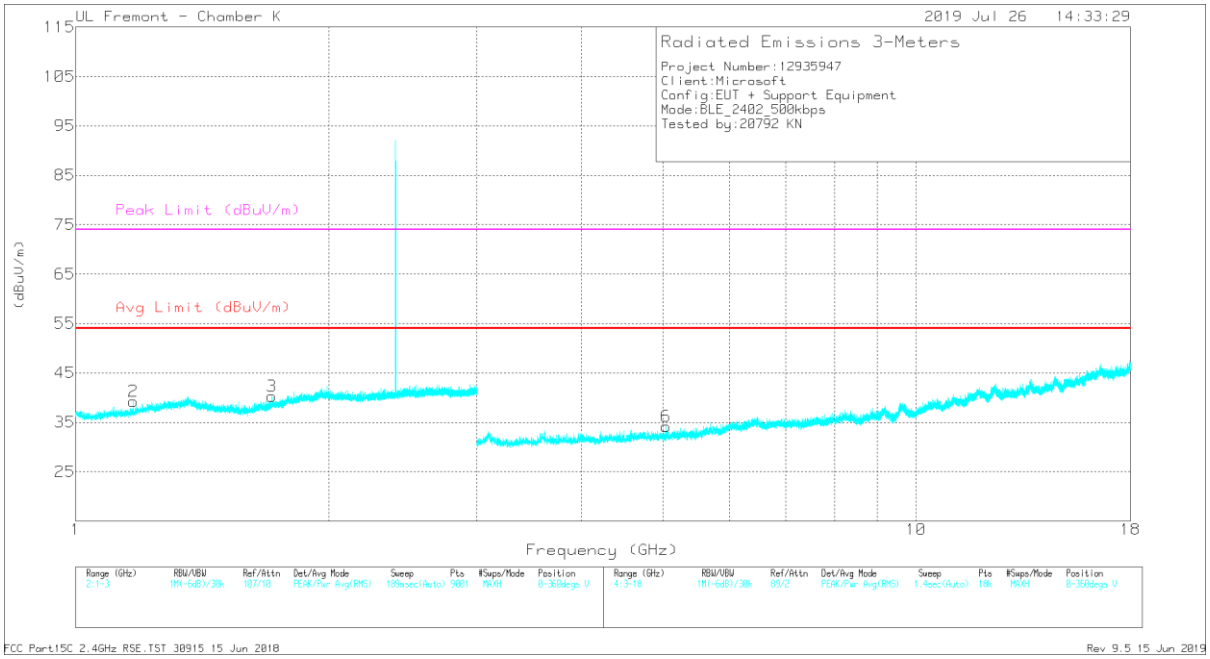

VERTICAL

UL VERIFICATION SERVICES INC.
47173 Benicia Street, Fremont, CA 94538; USA TEL:(510) 319-4000 FAX:(510) 661-0888
This report shall not be reproduced except in full, without the written approval of UL Verification Services Inc.

RADIATED EMISSIONS

Marker	Frequency (GHz)	Meter Reading (dBuV)	Det	AF EMC4294 (dB/m)	Amp/Cbl/Fltr/Pad (dB)	DC Corr (dB)	Corrected Reading (dBuV/m)	Avg Limit (dBuV/m)	Margin (dB)	Peak Limit (dBuV/m)	PK Margin (dB)	Azimuth (Degs)	Height (cm)	Polarity
1	* 2.35892	43.05	PK2	31.8	-24.6	0	50.25	-	-	74	-23.75	26	293	H
	* 2.35365	31.85	MAv1	31.7	-24.7	2.43	41.28	54	-12.72	-	-	26	293	H
2	* 1.17244	40.7	PK2	27.7	-23.9	0	44.5	-	-	74	-29.5	297	172	V
	* 1.17002	31.98	MAv1	27.8	-23.9	2.43	38.31	54	-15.69	-	-	297	172	V
3	1.71095	41.48	PK2	29.3	-24.1	0	46.68	-	-	-	-	75	245	V
5	* 3.58589	38.42	PK2	34.1	-32.2	0	40.32	-	-	74	-33.68	245	260	H
	* 3.58705	28.12	MAv1	34.2	-32.2	2.43	32.55	54	-21.45	-	-	245	260	H
4	13.71658	28.91	PK2	38.8	-18.8	0	48.91	-	-	-	-	308	318	H
6	* 5.03961	35.43	PK2	34.2	-30.2	0	39.43	-	-	74	-34.57	78	384	V
	* 5.03579	26.14	MAv1	34.2	-30.2	2.43	32.57	54	-21.43	-	-	78	384	V

* - indicates frequency in CFR47 Pt 15 / IC RSS-Restricted Band
PK2 - KDB558074 Method: Maximum Peak
MAv1 - KDB558074 Option 1 Maximum RMS Average

UL VERIFICATION SERVICES INC.
47173 Benicia Street, Fremont, CA 94538; USA TEL:(510) 319-4000 FAX:(510) 661-0888
This report shall not be reproduced except in full, without the written approval of UL Verification Services Inc.

MID CHANNEL RESULTS

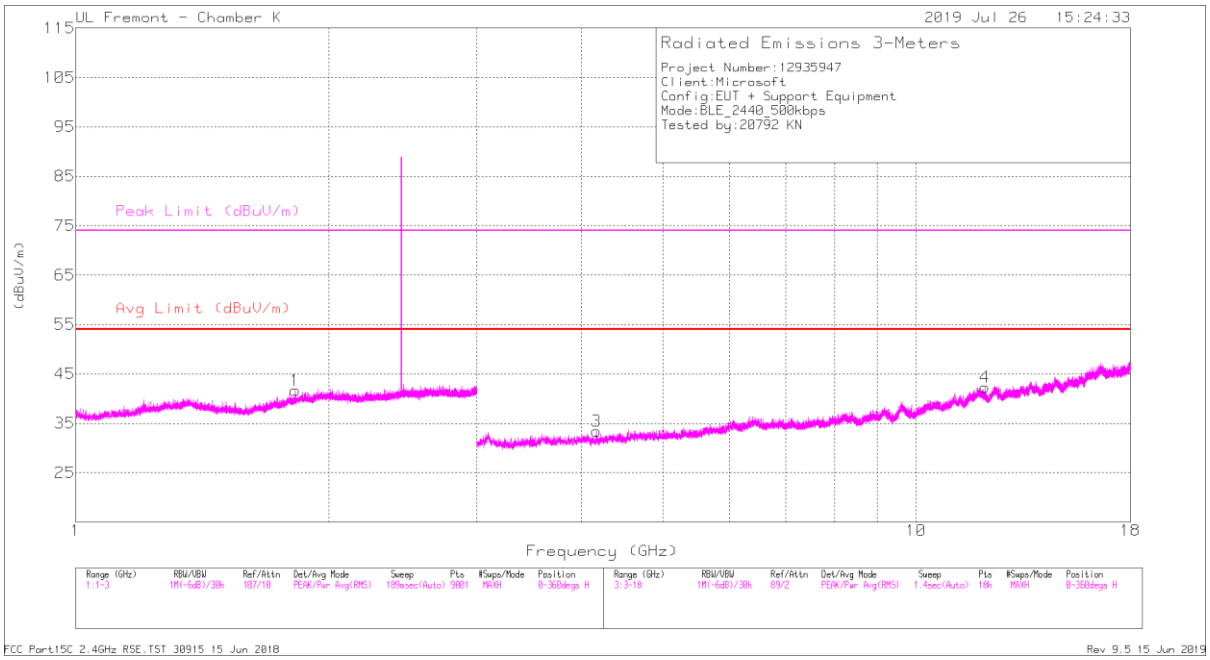

HORIZONTAL

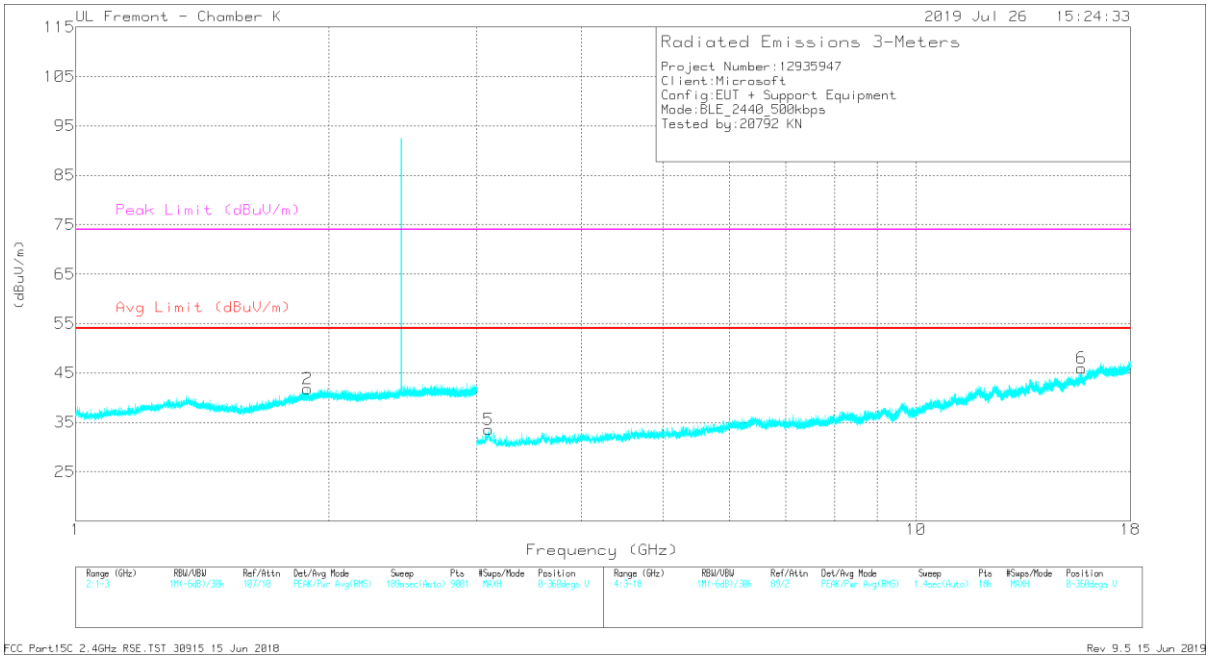

VERTICAL

UL VERIFICATION SERVICES INC.
47173 Benicia Street, Fremont, CA 94538; USA TEL:(510) 319-4000 FAX:(510) 661-0888
This report shall not be reproduced except in full, without the written approval of UL Verification Services Inc.

RADIATED EMISSIONS

Marker	Frequency (GHz)	Meter Reading (dBuV)	Det	AF EMC4294 (dB/m)	Amp/Cbl/Flt r/Pad (dB)	DC Corr (dB)	Corrected Reading (dBuV/m)	Avg Limit (dBuV/m)	Margin (dB)	Peak Limit (dBuV/m)	PK Margin (dB)	Azimuth (Degs)	Height (cm)	Polarity
1	1.8232	41.31	PK2	30.5	-24.2	0	47.61	-	-	-	-	244	309	H
2	1.88842	43.59	PK2	31.1	-24.2	0	50.49	-	-	-	-	85	297	V
3	* 4.16446	39.28	PK2	33.3	-30.9	0	41.68	-	-	74	-32.32	341	135	H
	* 4.17303	27.87	MAv1	33.3	-30.8	2.43	32.8	54	-21.2	-	-	341	135	H
4	* 12.07184	31.25	PK2	38.9	-20.1	0	50.05	-	-	74	-23.95	269	123	H
	* 12.08059	20.07	MAv1	38.9	-20.1	2.43	41.3	54	-12.7	-	-	269	123	H
6	* 15.74166	28.45	PK2	40.1	-17	0	51.55	-	-	74	-22.45	6	251	V
	* 15.7393	19.16	MAv1	40	-17	2.43	44.59	54	-9.41	-	-	6	251	V
5	3.10175	42.78	PK2	33.4	-33.3	0	42.88	-	-	-	-	353	333	V

* - indicates frequency in CFR47 Pt 15 / IC RSS-Restricted Band
PK2 - KDB558074 Method: Maximum Peak
MAv1 - KDB558074 Option 1 Maximum RMS Average

UL VERIFICATION SERVICES INC.
47173 Benicia Street, Fremont, CA 94538; USA TEL:(510) 319-4000 FAX:(510) 661-0888
This report shall not be reproduced except in full, without the written approval of UL Verification Services Inc.

HIGH CHANNEL RESULTS

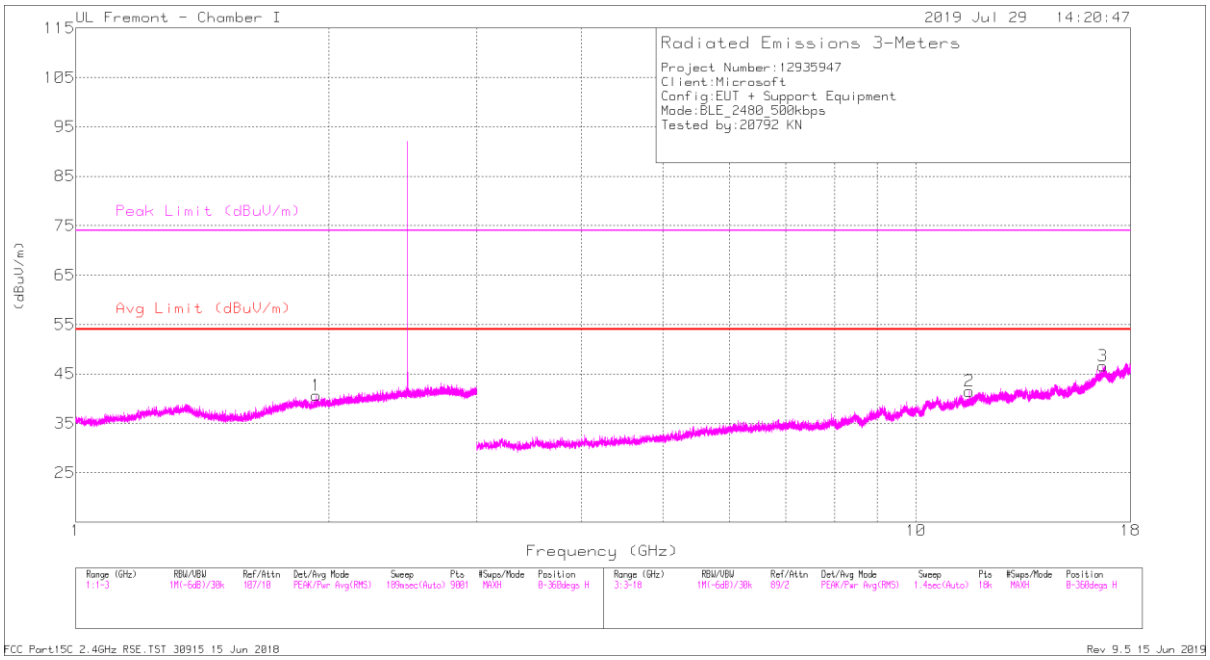

HORIZONTAL

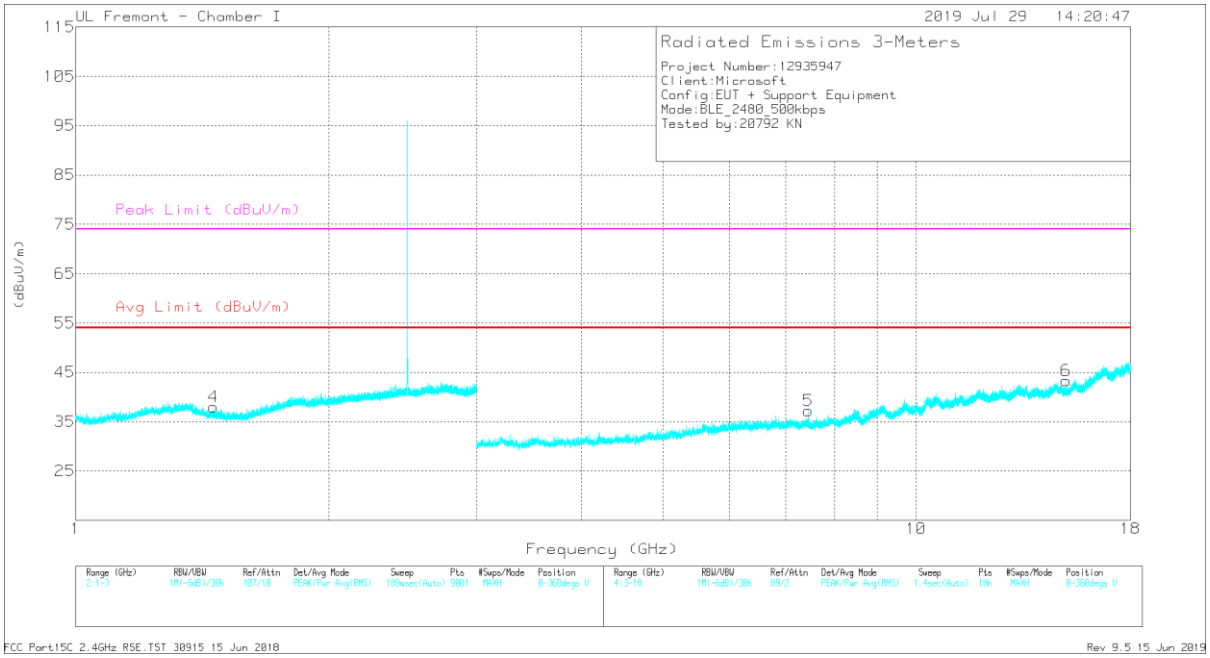

VERTICAL

UL VERIFICATION SERVICES INC.
47173 Benicia Street, Fremont, CA 94538; USA TEL:(510) 319-4000 FAX:(510) 661-0888
This report shall not be reproduced except in full, without the written approval of UL Verification Services Inc.

RADIATED EMISSIONS

Marker	Frequency (GHz)	Meter Reading (dBuV)	Det	AF T862 (dB/m)	Amp/Cbl/Fltr/Pad (dB)	DC Corr (dB)	Corrected Reading (dBuV/m)	Avg Limit (dBuV/m)	Margin (dB)	Peak Limit (dBuV/m)	PK Margin (dB)	Azimuth (Degs)	Height (cm)	Polarity
1	1.93378	37.86	PK2	30.7	-22.5	0	46.06	-	-	-	-	253	328	H
4	* 1.46178	39.68	PK2	28.4	-23.5	0	44.58	-	-	74	-29.42	88	118	V
	* 1.46097	29.96	MAv1	28.4	-23.5	2.43	37.29	54	-16.71	-	-	88	118	V
2	* 11.58188	29.16	PK2	38.4	-20.7	0	46.86	-	-	74	-27.14	217	230	H
	* 11.58463	20.23	MAv1	38.4	-20.8	2.43	40.26	54	-13.74	-	-	217	230	H
3	16.68127	28.2	PK2	41.4	-17	0	52.6	-	-	-	-	269	155	H
5	* 7.44049	35.39	PK2	35.6	-25.1	0	45.89	-	-	74	-28.11	227	209	V
	* 7.44189	26	MAv1	35.6	-25.1	2.43	38.93	54	-15.07	-	-	227	209	V
6	15.09144	30.15	PK2	39.6	-20.4	0	49.35	-	-	-	-	262	132	V

* - indicates frequency in CFR47 Pt 15 / IC RSS-Restricted Band
PK2 - KDB558074 Method: Maximum Peak
MAv1 - KDB558074 Option 1 Maximum RMS Average

UL VERIFICATION SERVICES INC.
47173 Benicia Street, Fremont, CA 94538; USA TEL:(510) 319-4000 FAX:(510) 661-0888
This report shall not be reproduced except in full, without the written approval of UL Verification Services Inc.

9.2.2. BLE (1Mbps)

BANDEDGE (LOW CHANNEL)

HORIZONTAL RESULT

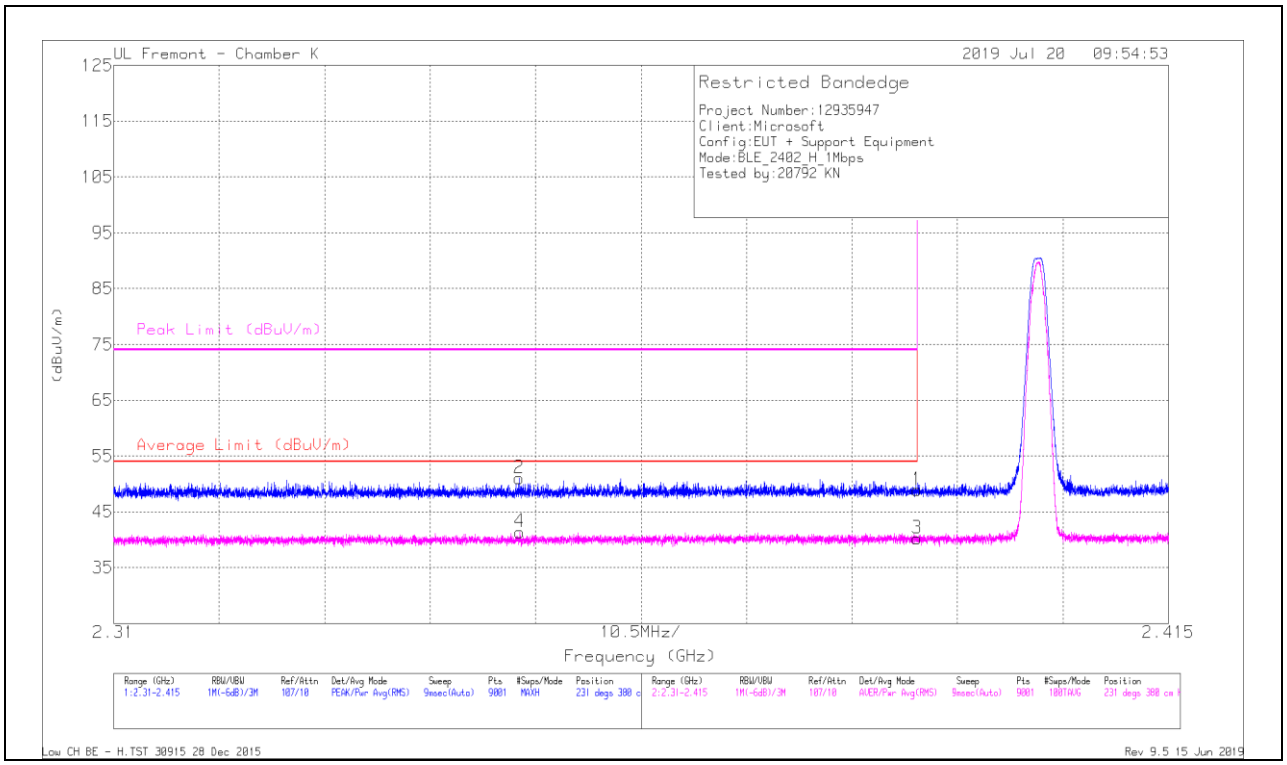

Marker	Frequency (GHz)	Meter Reading (dBuV)	Det	AF EMC4294 (dB/m)	Amp/Cbl/Fltr/Pad (dB)	DC Corr (dB)	Corrected Reading (dBuV/m)	Average Limit (dBuV/m)	Margin (dB)	Peak Limit (dBuV/m)	PK Margin (dB)	Azimuth (Degs)	Height (cm)	Polarity
1	* 2.38999	41.72	Pk	31.9	-24.7	0	48.92	-	-	74	-25.08	231	380	H
2	* 2.35034	44	Pk	31.7	-24.7	0	51	-	-	74	-23	231	380	H
3	* 2.38999	30.97	RMS	31.9	-24.7	2.04	40.24	54	-13.76	-	-	231	380	H
4	* 2.35044	32.34	RMS	31.7	-24.7	2.04	41.41	54	-12.59	-	-	231	380	H

* - indicates frequency in CFR47 Pt 15 / IC RSS-Restricted Band
Pk - Peak detector
RMS - RMS detection

UL VERIFICATION SERVICES INC.
47173 Benicia Street, Fremont, CA 94538; USA TEL:(510) 319-4000 FAX:(510) 661-0888
This report shall not be reproduced except in full, without the written approval of UL Verification Services Inc.

VERTICAL RESULT

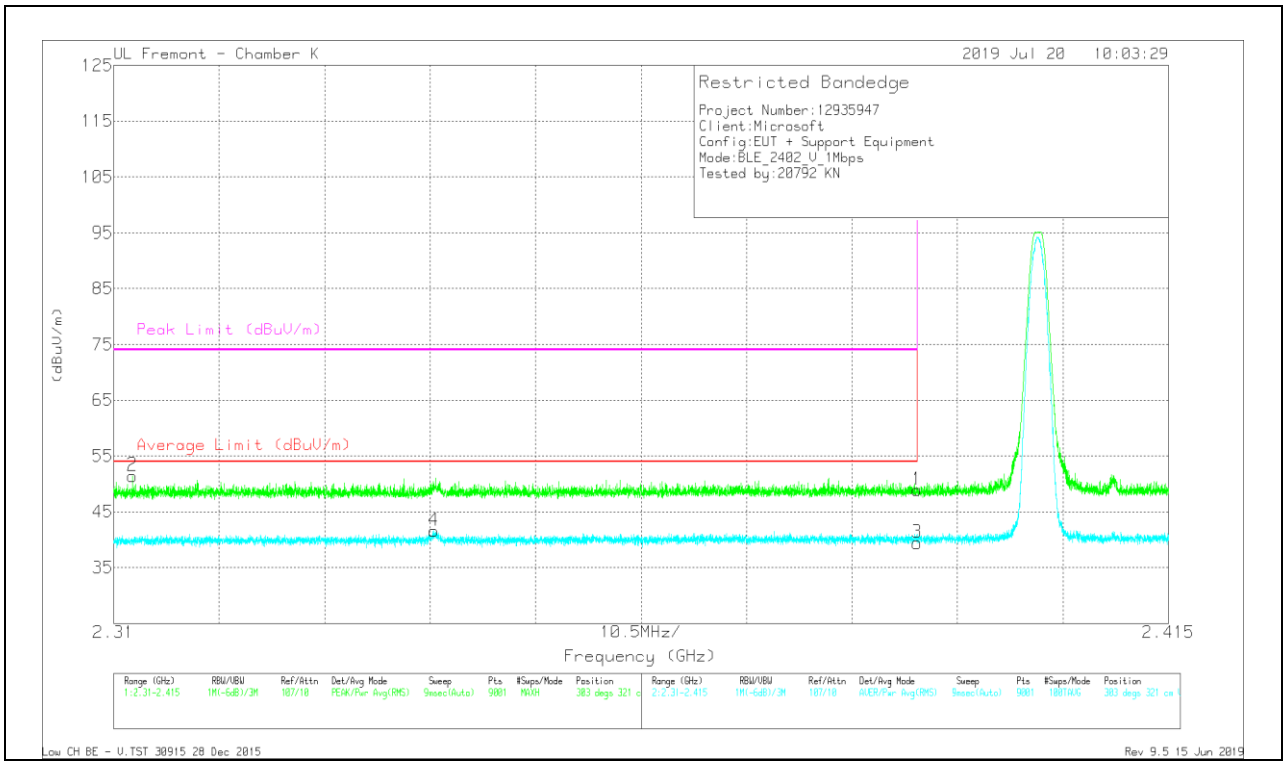

Marker	Frequency (GHz)	Meter Reading (dBuV)	Det	AF EMC4294 (dB/m)	Amp/Cbl/Fltr/Pad (dB)	DC Corr (dB)	Corrected Reading (dBuV/m)	Average Limit (dBuV/m)	Margin (dB)	Peak Limit (dBuV/m)	PK Margin (dB)	Azimuth (Degs)	Height (cm)	Polarity
1	* 2.38999	41.67	Pk	31.9	-24.7	0	48.87	-	-	74	-25.13	303	321	V
2	* 2.31186	44.57	Pk	31.6	-24.7	0	51.47	-	-	74	-22.53	303	321	V
3	* 2.38999	30.16	RMS	31.9	-24.7	2.04	39.43	54	-14.57	-	-	303	321	V
4	* 2.34185	32.42	RMS	31.7	-24.6	2.04	41.59	54	-12.41	-	-	303	321	V

* - indicates frequency in CFR47 Pt 15 / IC RSS-Restricted Band
Pk - Peak detector
RMS - RMS detection

UL VERIFICATION SERVICES INC.
47173 Benicia Street, Fremont, CA 94538; USA TEL:(510) 319-4000 FAX:(510) 661-0888
This report shall not be reproduced except in full, without the written approval of UL Verification Services Inc.

BANDEDGE (HIGH CHANNEL)

HORIZONTAL RESULT

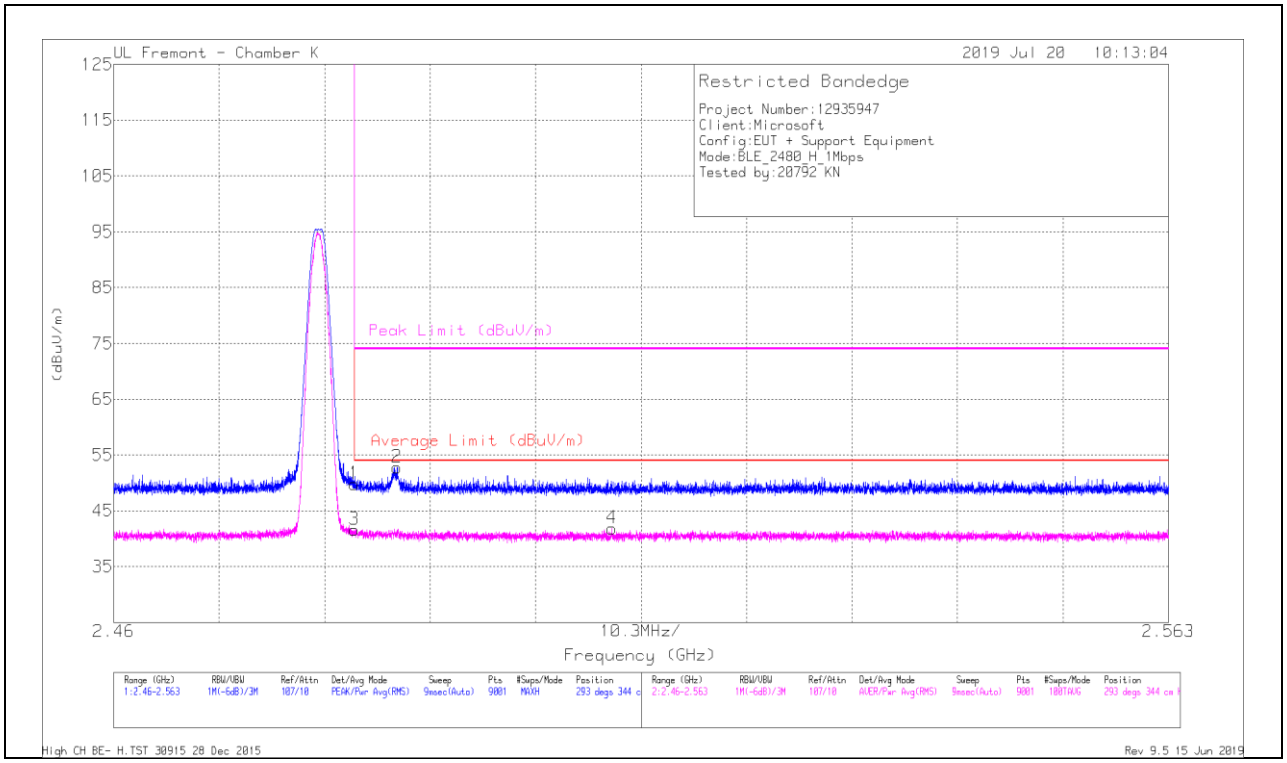

Marker	Frequency (GHz)	Meter Reading (dBuV)	Det	AF EMC4294 (dB/m)	Amp/Cbl/Fltr/Pad (dB)	DC Corr (dB)	Corrected Reading (dBuV/m)	Average Limit (dBuV/m)	Margin (dB)	Peak Limit (dBuV/m)	PK Margin (dB)	Azimuth (Degs)	Height (cm)	Polarity
1	* 2.48351	42.13	Pk	32.5	-24.8	0	49.83	-	-	74	-24.17	293	344	H
2	* 2.48767	45.11	Pk	32.5	-24.8	0	52.81	-	-	74	-21.19	293	344	H
3	* 2.48351	31.86	RMS	32.5	-24.8	2.04	41.63	54	-12.37	-	-	293	344	H
4	2.50864	32.24	RMS	32.3	-24.8	2.04	41.81	54	-12.19	-	-	293	344	H

* - indicates frequency in CFR47 Pt 15 / IC RSS-Restricted Band
Pk - Peak detector
RMS - RMS detection

UL VERIFICATION SERVICES INC.
47173 Benicia Street, Fremont, CA 94538; USA TEL:(510) 319-4000 FAX:(510) 661-0888
This report shall not be reproduced except in full, without the written approval of UL Verification Services Inc.

VERTICAL RESULT

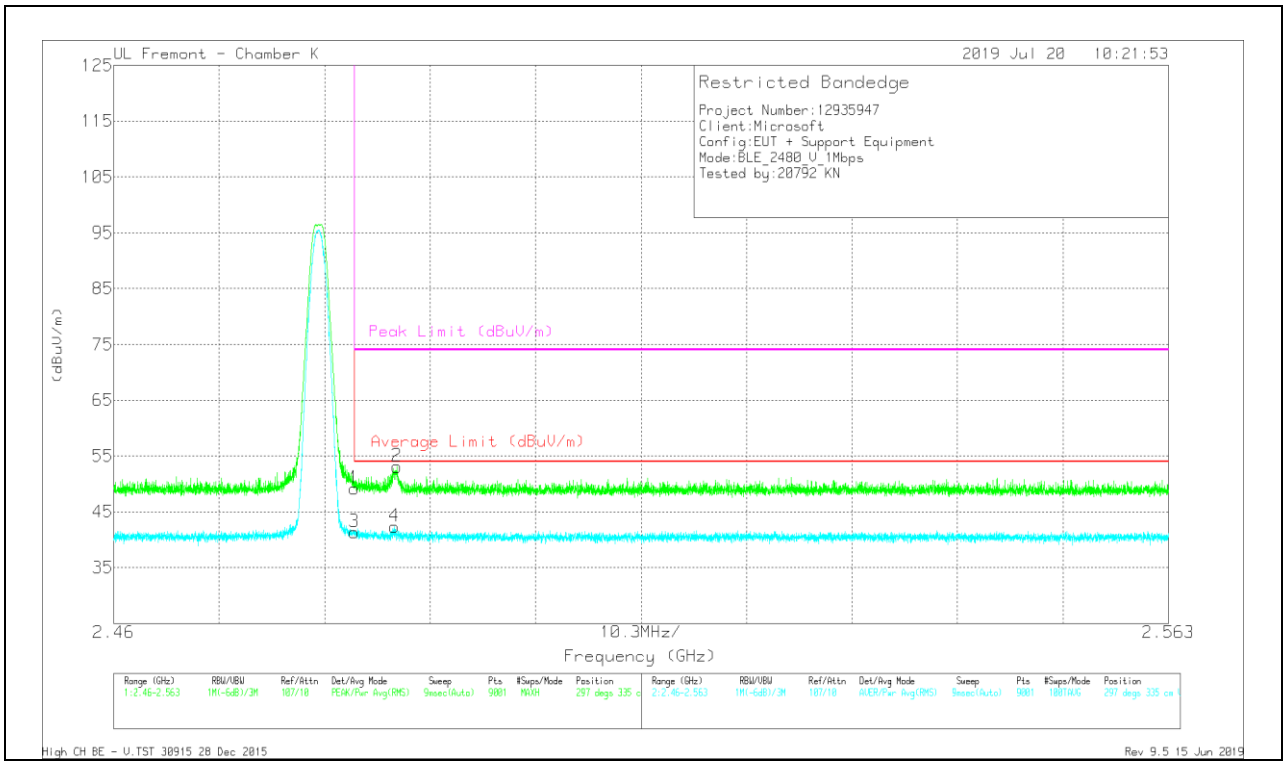

Marker	Frequency (GHz)	Meter Reading (dBuV)	Det	AF EMC4294 (dB/m)	Amp/Cbl/Fltr/Pad (dB)	DC Corr (dB)	Corrected Reading (dBuV/m)	Average Limit (dBuV/m)	Margin (dB)	Peak Limit (dBuV/m)	PK Margin (dB)	Azimuth (Degs)	Height (cm)	Polarity
1	* 2.48351	41.46	Pk	32.5	-24.8	0	49.16	-	-	74	-24.84	297	335	V
2	* 2.48766	45.39	Pk	32.5	-24.8	0	53.09	-	-	74	-20.91	297	335	V
3	* 2.48351	31.56	RMS	32.5	-24.8	2.04	41.33	54	-12.67	-	-	297	335	V
4	* 2.48739	32.57	RMS	32.5	-24.8	2.04	42.34	54	-11.66	-	-	297	335	V

* - indicates frequency in CFR47 Pt 15 / IC RSS-Restricted Band
Pk - Peak detector
RMS - RMS detection

UL VERIFICATION SERVICES INC.
47173 Benicia Street, Fremont, CA 94538; USA TEL:(510) 319-4000 FAX:(510) 661-0888
This report shall not be reproduced except in full, without the written approval of UL Verification Services Inc.

HARMONICS AND SPURIOUS EMISSIONS

LOW CHANNEL RESULTS

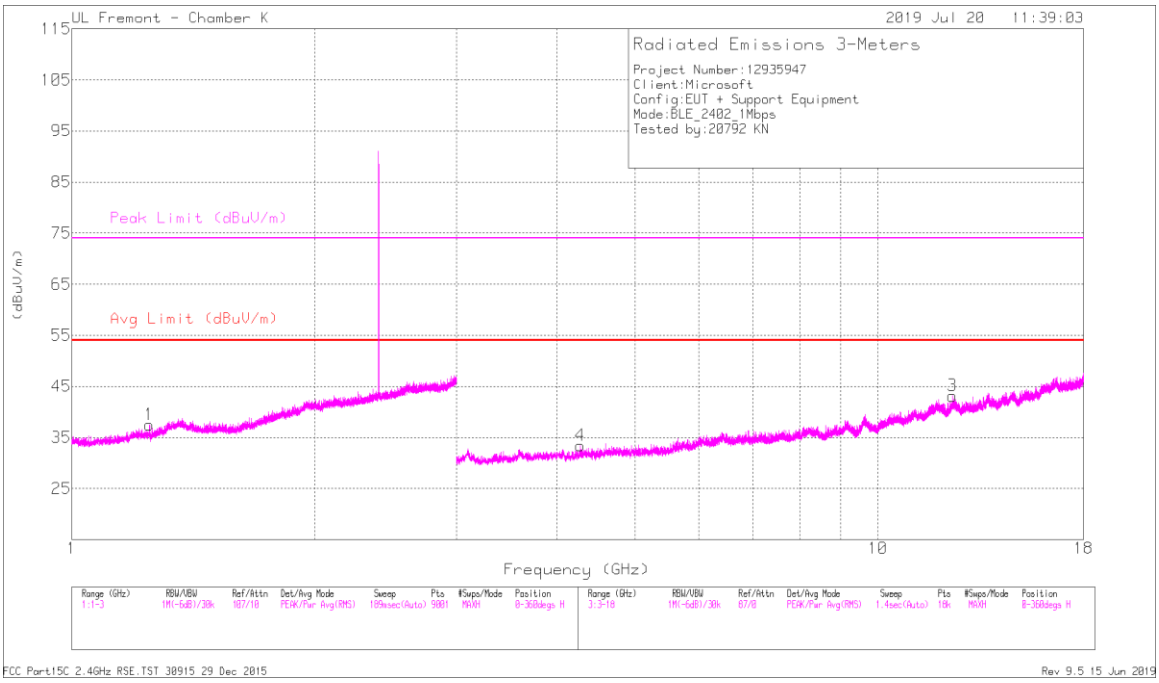

HORIZONTAL

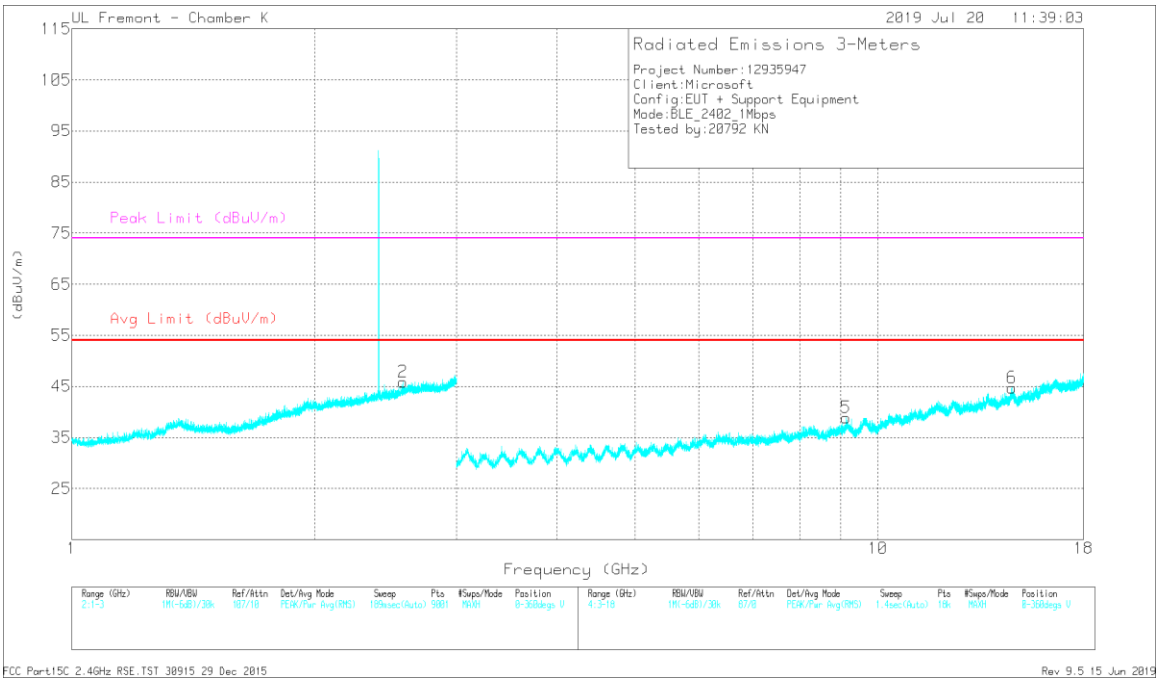

VERTICAL

UL VERIFICATION SERVICES INC.
47173 Benicia Street, Fremont, CA 94538; USA TEL:(510) 319-4000 FAX:(510) 661-0888
This report shall not be reproduced except in full, without the written approval of UL Verification Services Inc.

RADIATED EMISSIONS

Marker	Frequency (GHz)	Meter Reading (dBuV)	Det	AF EMC4294 (dB/m)	Amp/Cbl/Fltr/Pad (dB)	DC Corr (dB)	Corrected Reading (dBuV/m)	Avg Limit (dBuV/m)	Margin (dB)	Peak Limit (dBuV/m)	PK Margin (dB)	Azimuth (Degs)	Height (cm)	Polarity
1	* 1.2473	32.1	PK2	28.7	-17.4	0	43.4	-	-	74	-30.6	188	142	H
	* 1.24823	22.52	MAv1	28.7	-17.4	2.07	35.89	54	-18.11	-	-	188	142	H
2	2.57468	33.15	PK2	32.5	-13.7	0	51.95	-	-	-	-	83	180	V
3	* 12.37699	29.61	PK2	39	-20.2	0	48.41	-	-	74	-25.59	354	264	H
	* 12.37739	19.94	MAv1	39	-20.1	2.07	40.91	54	-13.09	-	-	354	264	H
4	* 4.27826	38.07	PK2	33.4	-31.4	0	40.07	-	-	74	-33.93	0	359	H
	* 4.27538	28.97	MAv1	33.3	-31.4	2.07	32.94	54	-21.06	-	-	0	359	H
5	* 9.13718	31.17	PK2	36.3	-23.3	0	44.17	-	-	74	-29.83	215	165	V
	* 9.14036	22.17	MAv1	36.3	-23.3	2.07	37.24	54	-16.76	-	-	215	165	V
6	14.67559	29.14	PK2	39.9	-18.5	0	50.54	-	-	-	-	70	186	V

* - indicates frequency in CFR47 Pt 15 / IC RSS-Restricted Band
PK2 - KDB558074 Method: Maximum Peak
MAv1 - KDB558074 Option 1 Maximum RMS Average

UL VERIFICATION SERVICES INC.
47173 Benicia Street, Fremont, CA 94538; USA TEL:(510) 319-4000 FAX:(510) 661-0888
This report shall not be reproduced except in full, without the written approval of UL Verification Services Inc.

MID CHANNEL RESULTS

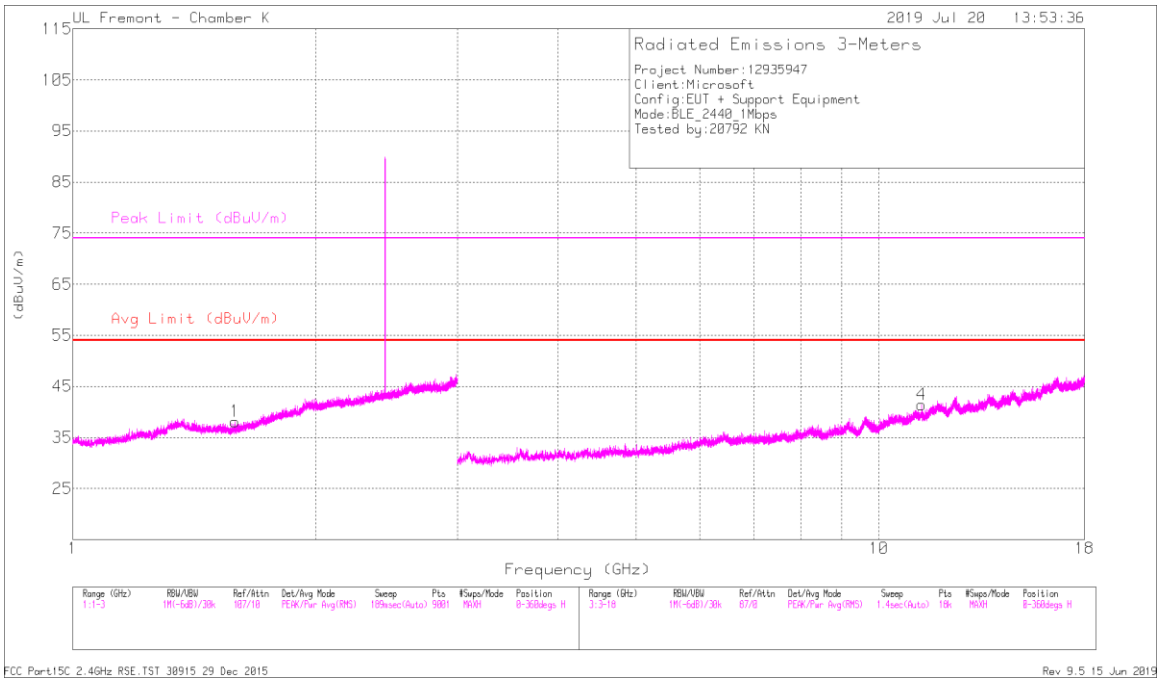

HORIZONTAL

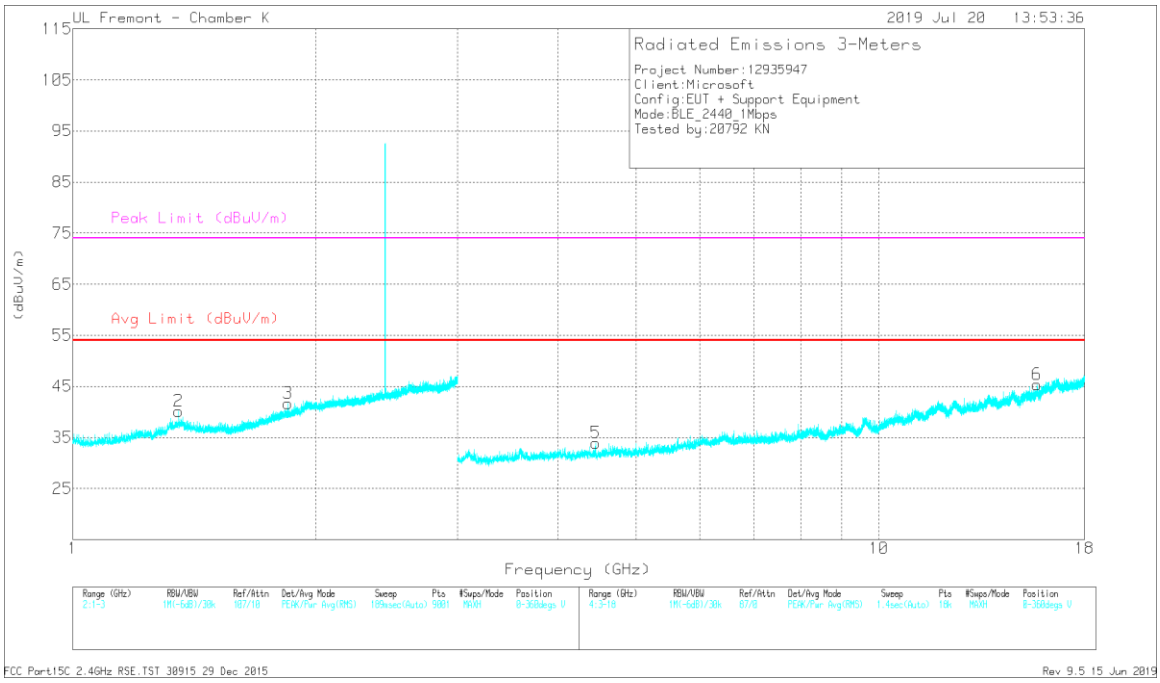

VERTICAL

UL VERIFICATION SERVICES INC.
47173 Benicia Street, Fremont, CA 94538; USA TEL:(510) 319-4000 FAX:(510) 661-0888
This report shall not be reproduced except in full, without the written approval of UL Verification Services Inc.

RADIATED EMISSIONS

Marker	Frequency (GHz)	Meter Reading (dBuV)	Det	AF EMC4294 (dB/m)	Amp/Cbl/Fltr/Pad (dB)	DC Corr (dB)	Corrected Reading (dBuV/m)	Avg Limit (dBuV/m)	Margin (dB)	Peak Limit (dBuV/m)	PK Margin (dB)	Azimuth (Degs)	Height (cm)	Polarity
1	* 1.59027	32.45	PK2	27.9	-16.3	0	44.05	-	-	74	-29.95	207	370	H
	* 1.58975	22.41	MAv1	27.9	-16.2	2.07	36.18	54	-17.82	-	-	207	370	H
2	* 1.35281	31.79	PK2	29.6	-16.9	0	44.49	-	-	74	-29.51	282	328	V
	* 1.35249	22.65	MAv1	29.6	-16.9	2.07	37.42	54	-16.58	-	-	282	328	V
3	1.84649	31.43	PK2	30.7	-15.8	0	46.33	-	-	-	-	233	103	V
4	* 11.30732	30.3	PK2	38.1	-21	0	47.4	-	-	74	-26.6	280	393	H
	* 11.30746	20.35	MAv1	38.1	-21	2.07	39.52	54	-14.48	-	-	280	393	H
6	* 15.72542	28.35	PK2	40	-17	0	51.35	-	-	74	-22.65	288	363	V
	* 15.72513	18.9	MAv1	40	-17	2.07	43.97	54	-10.03	-	-	288	363	V
5	4.45281	36.99	PK2	33.5	-30.5	0	39.99	-	-	-	-	3	376	V

* - indicates frequency in CFR47 Pt 15 / IC RSS-Restricted Band
PK2 - KDB558074 Method: Maximum Peak
MAv1 - KDB558074 Option 1 Maximum RMS Average

UL VERIFICATION SERVICES INC.
47173 Benicia Street, Fremont, CA 94538; USA TEL:(510) 319-4000 FAX:(510) 661-0888
This report shall not be reproduced except in full, without the written approval of UL Verification Services Inc.

HIGH CHANNEL RESULTS

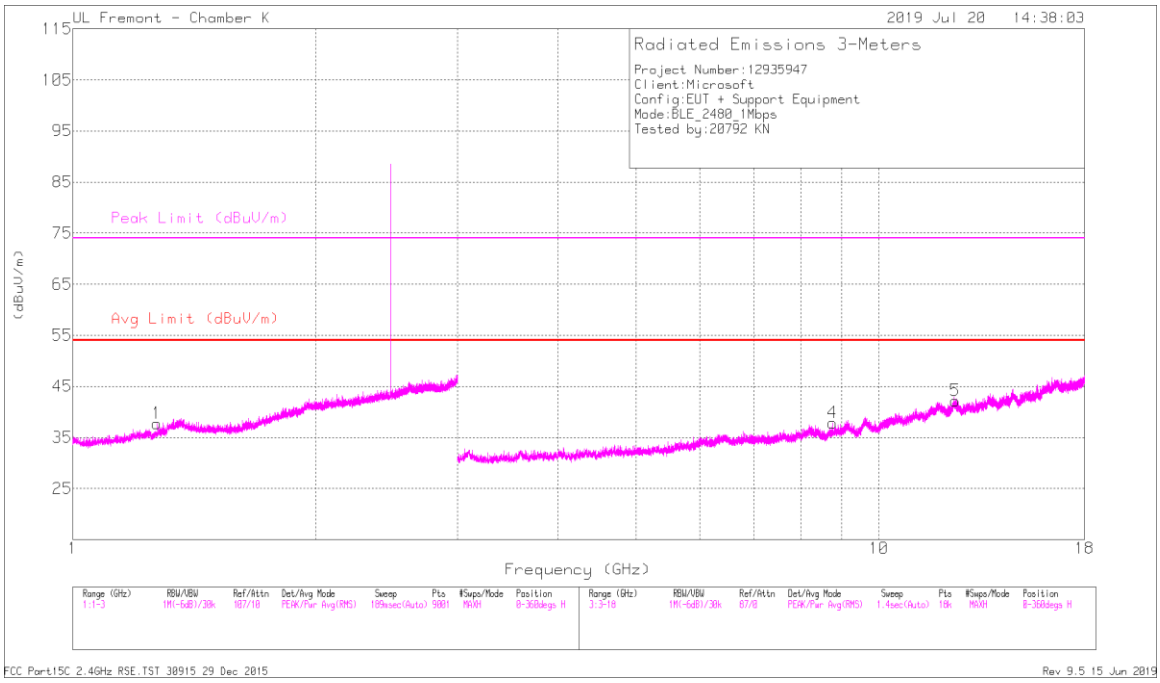

HORIZONTAL

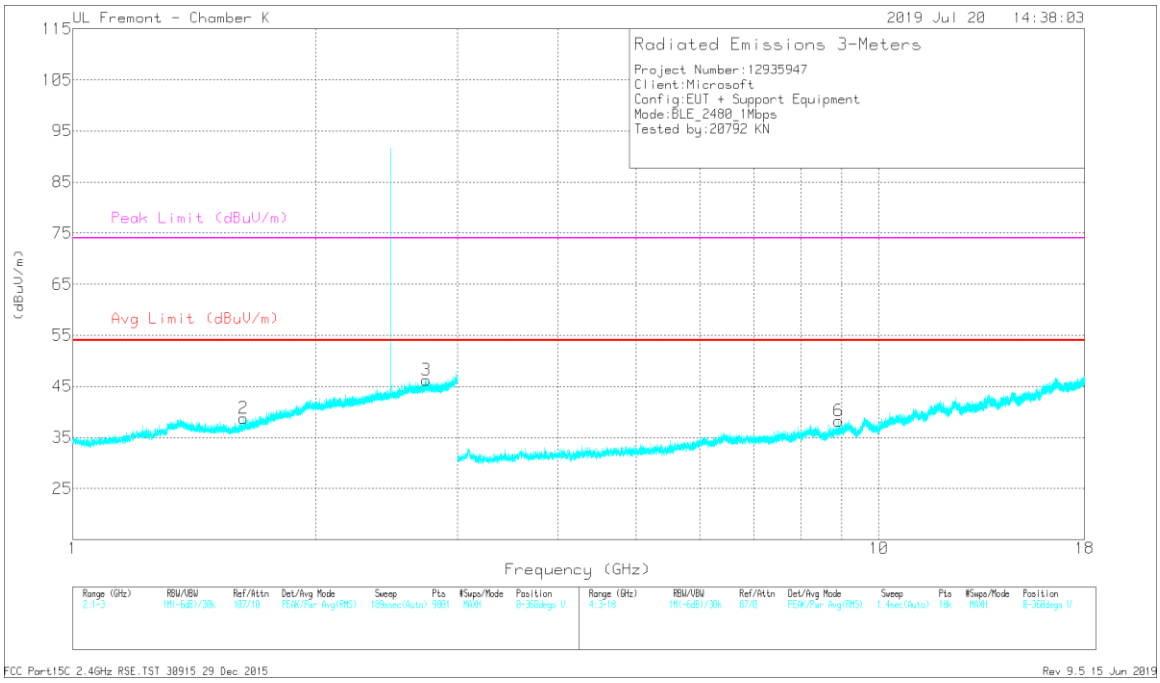

VERTICAL

UL VERIFICATION SERVICES INC.
47173 Benicia Street, Fremont, CA 94538; USA TEL:(510) 319-4000 FAX:(510) 661-0888
This report shall not be reproduced except in full, without the written approval of UL Verification Services Inc.

RADIATED EMISSIONS

Marker	Frequency (GHz)	Meter Reading (dBuV)	Det	AF EMC4294 (dB/m)	Amp/Cbl/Fltr/Pad (dB)	DC Corr (dB)	Corrected Reading (dBuV/m)	Avg Limit (dBuV/m)	Margin (dB)	Peak Limit (dBuV/m)	PK Margin (dB)	Azimuth (Degs)	Height (cm)	Polarity
1	* 1.27374	30.9	PK2	29.3	-17.2	0	43	-	-	74	-31	154	203	H
	* 1.27271	21.9	MAv1	29.2	-17.3	2.07	35.87	54	-18.13	-	-	154	203	H
3	* 2.74386	33.03	PK2	32.5	-13.3	0	52.23	-	-	74	-21.77	262	362	V
	* 2.74638	23.83	MAv1	32.5	-13.3	2.07	45.1	54	-8.9	-	-	262	362	V
2	1.62844	31.78	Pk	28.4	-16.2	0	43.98	-	-	-	-	127	211	V
5	* 12.44732	29.74	PK2	39.1	-20.1	0	48.74	-	-	74	-25.26	300	321	H
	* 12.45003	20.43	MAv1	39.1	-20.1	2.07	41.5	54	-12.5	-	-	300	321	H
4	8.76534	31.54	PK2	36.1	-24.1	0	43.54	-	-	-	-	293	266	H
6	8.91743	31.1	PK2	36.3	-24	0	43.4	-	-	-	-	75	231	V

* - indicates frequency in CFR47 Pt 15 / IC RSS-Restricted Band
PK2 - KDB558074 Method: Maximum Peak
MAv1 - KDB558074 Option 1 Maximum RMS Average

UL VERIFICATION SERVICES INC.
47173 Benicia Street, Fremont, CA 94538; USA TEL:(510) 319-4000 FAX:(510) 661-0888
This report shall not be reproduced except in full, without the written approval of UL Verification Services Inc.

9.2.3. BLE (2Mbps)

BANDEDGE (LOW CHANNEL)

HORIZONTAL RESULT

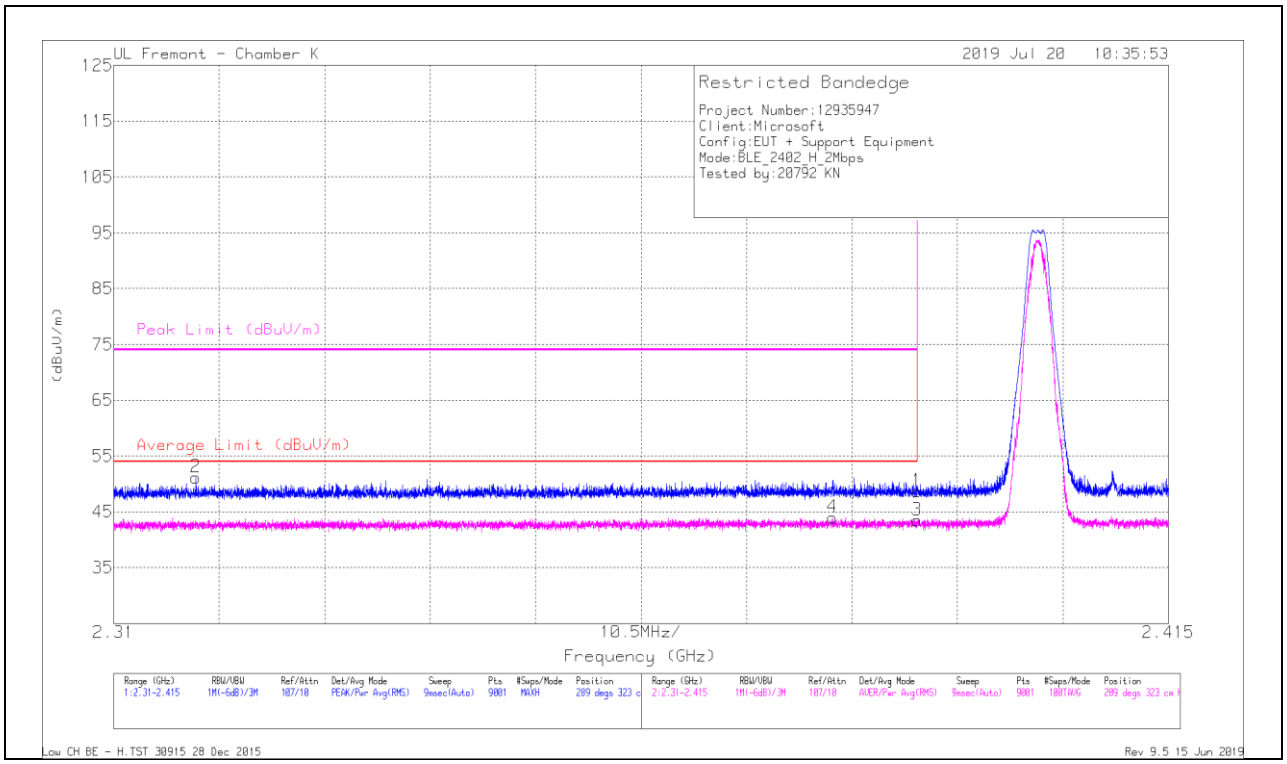

Marker	Frequency (GHz)	Meter Reading (dBuV)	Det	AF EMC4294 (dB/m)	Amp/Cbl/Fltr/Pad (dB)	DC Corr (dB)	Corrected Reading (dBuV/m)	Average Limit (dBuV/m)	Margin (dB)	Peak Limit (dBuV/m)	PK Margin (dB)	Azimuth (Degs)	Height (cm)	Polarity
1	* 2.38999	41.53	Pk	31.9	-24.7	0	48.73	-	-	74	-25.27	289	323	H
2	* 2.31818	44.12	Pk	31.6	-24.6	0	51.12	-	-	74	-22.88	289	323	H
3	* 2.38999	31.45	RMS	31.9	-24.7	4.81	43.46	54	-10.54	-	-	289	323	H
4	* 2.38153	31.92	RMS	31.9	-24.7	4.81	43.93	54	-10.07	-	-	289	323	H

* - indicates frequency in CFR47 Pt 15 / IC RSS-Restricted Band
Pk - Peak detector
RMS - RMS detection

UL VERIFICATION SERVICES INC.
47173 Benicia Street, Fremont, CA 94538; USA TEL:(510) 319-4000 FAX:(510) 661-0888
This report shall not be reproduced except in full, without the written approval of UL Verification Services Inc.

VERTICAL RESULT

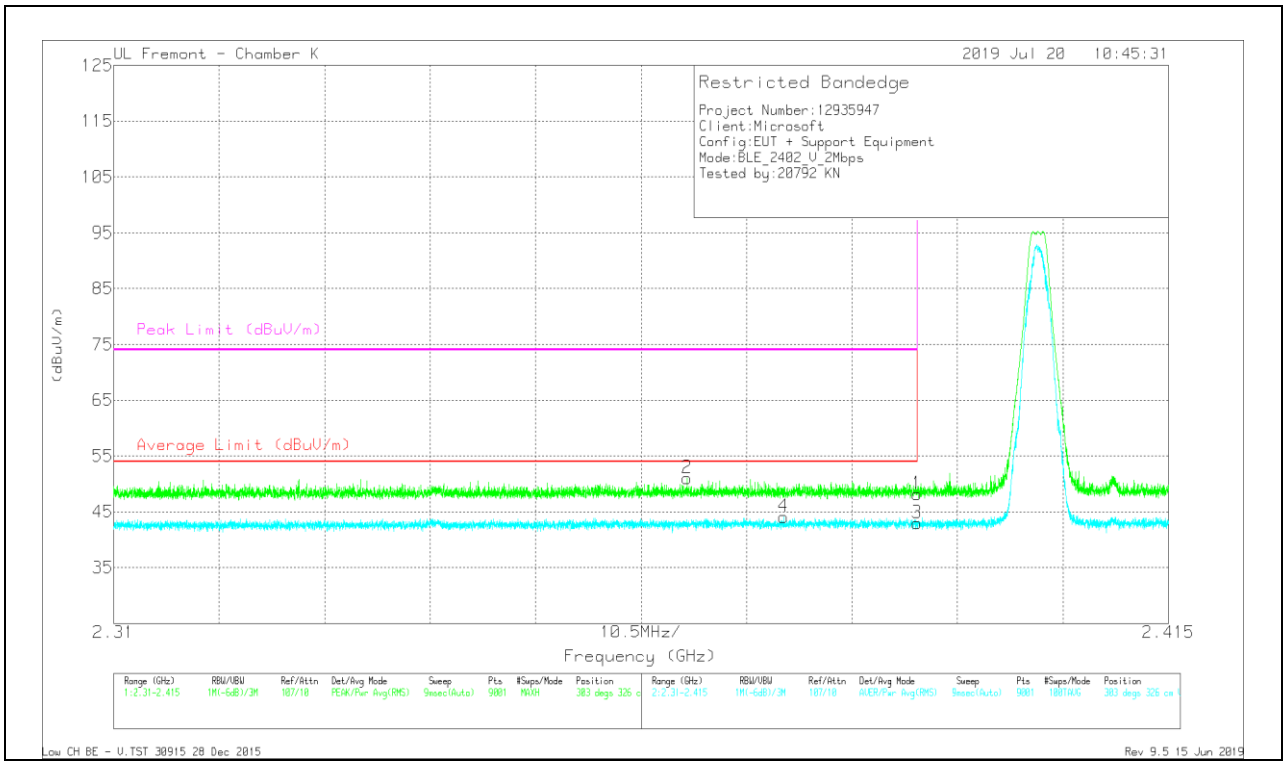

Marker	Frequency (GHz)	Meter Reading (dBuV)	Det	AF EMC4294 (dB/m)	Amp/Cbl/Fltr/Pad (dB)	DC Corr (dB)	Corrected Reading (dBuV/m)	Average Limit (dBuV/m)	Margin (dB)	Peak Limit (dBuV/m)	PK Margin (dB)	Azimuth (Degs)	Height (cm)	Polarity
1	* 2.38999	41.03	Pk	31.9	-24.7	0	48.23	-	-	74	-25.77	303	326	V
2	* 2.36705	43.79	Pk	31.8	-24.6	0	50.99	-	-	74	-23.01	303	326	V
3	* 2.38999	30.9	RMS	31.9	-24.7	4.81	42.91	54	-11.09	-	-	303	326	V
4	* 2.3767	32.04	RMS	31.9	-24.7	4.81	44.05	54	-9.95	-	-	303	326	V

* - indicates frequency in CFR47 Pt 15 / IC RSS-Restricted Band
Pk - Peak detector
RMS - RMS detection

UL VERIFICATION SERVICES INC.
47173 Benicia Street, Fremont, CA 94538; USA TEL:(510) 319-4000 FAX:(510) 661-0888
This report shall not be reproduced except in full, without the written approval of UL Verification Services Inc.

BANDEDGE (HIGH CHANNEL)

HORIZONTAL RESULT

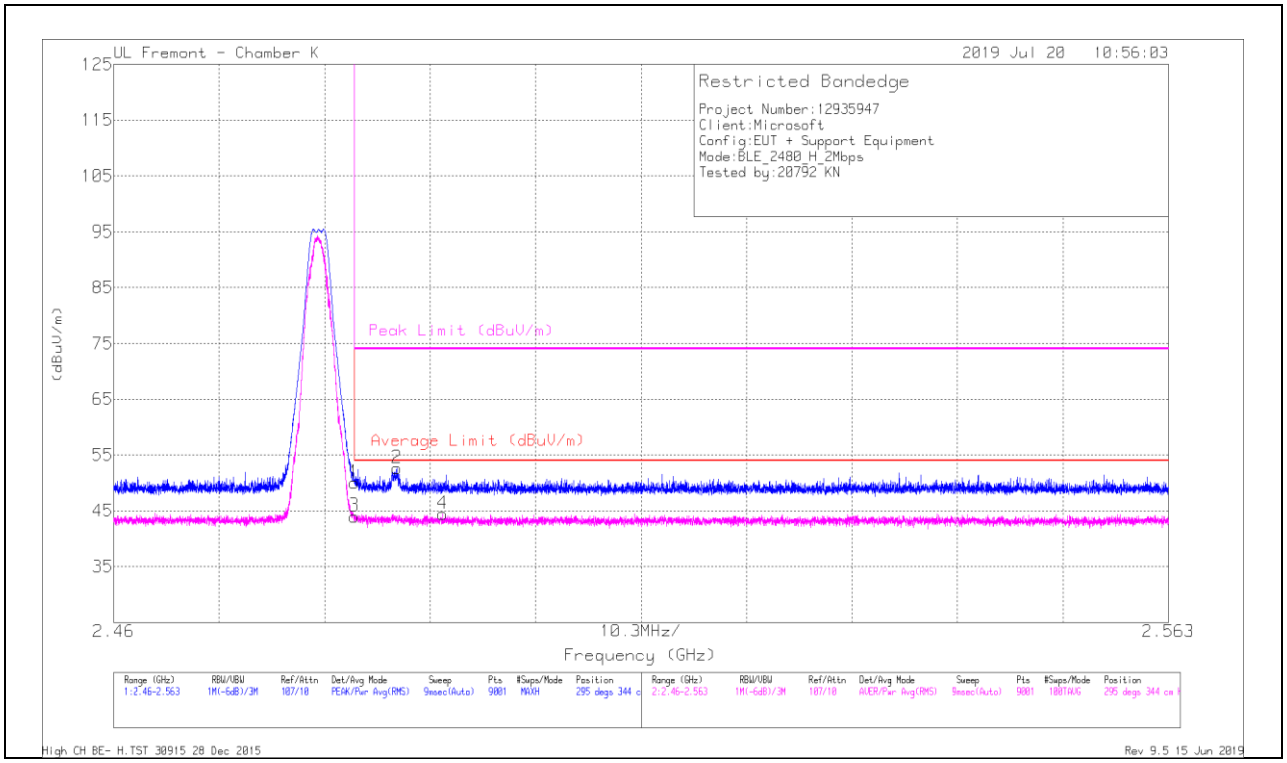

Marker	Frequency (GHz)	Meter Reading (dBuV)	Det	AF EMC4294 (dB/m)	Amp/Cbl/Fltr/Pad (dB)	DC Corr (dB)	Corrected Reading (dBuV/m)	Average Limit (dBuV/m)	Margin (dB)	Peak Limit (dBuV/m)	PK Margin (dB)	Azimuth (Degs)	Height (cm)	Polarity
1	* 2.48351	42.4	Pk	32.5	-24.8	0	50.1	-	-	74	-23.9	295	344	H
2	* 2.48765	44.98	Pk	32.5	-24.8	0	52.68	-	-	74	-21.32	295	344	H
3	* 2.48351	31.51	RMS	32.5	-24.8	4.81	44.02	54	-9.98	-	-	295	344	H
4	* 2.49211	31.98	RMS	32.5	-24.8	4.81	44.49	54	-9.51	-	-	295	344	H

* - indicates frequency in CFR47 Pt 15 / IC RSS-Restricted Band
Pk - Peak detector
RMS - RMS detection

UL VERIFICATION SERVICES INC.
47173 Benicia Street, Fremont, CA 94538; USA TEL:(510) 319-4000 FAX:(510) 661-0888
This report shall not be reproduced except in full, without the written approval of UL Verification Services Inc.

VERTICAL RESULT

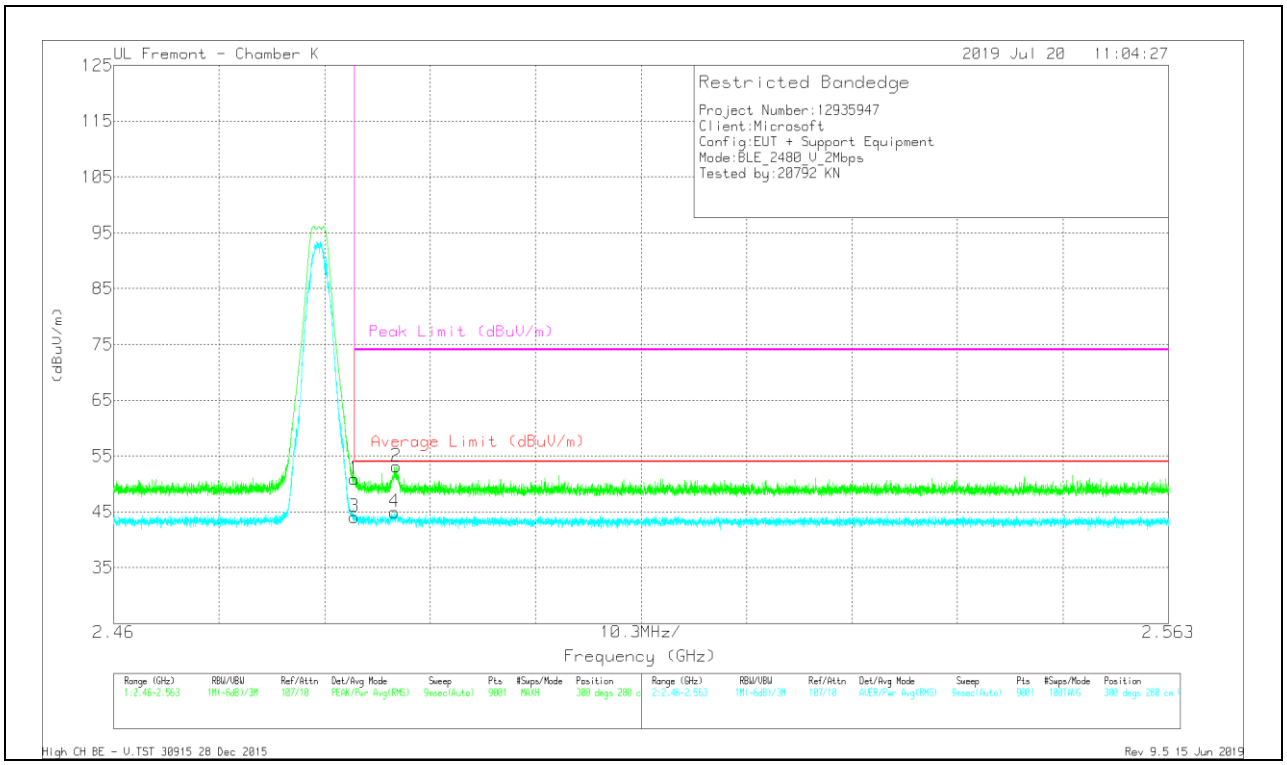

Marker	Frequency (GHz)	Meter Reading (dBuV)	Det	AF EMC4294 (dB/m)	Amp/Cbl/Fltr/Pad (dB)	DC Corr (dB)	Corrected Reading (dBuV/m)	Average Limit (dBuV/m)	Margin (dB)	Peak Limit (dBuV/m)	PK Margin (dB)	Azimuth (Degs)	Height (cm)	Polarity
1	* 2.48351	43.26	Pk	32.5	-24.8	0	50.96	-	-	74	-23.04	300	280	V
2	* 2.48757	45.47	Pk	32.5	-24.8	0	53.17	-	-	74	-20.83	300	280	V
3	* 2.48351	31.58	RMS	32.5	-24.8	4.81	44.09	54	-9.91	-	-	300	280	V
4	* 2.48743	32.39	RMS	32.5	-24.8	4.81	44.9	54	-9.1	-	-	300	280	V

* - indicates frequency in CFR47 Pt 15 / IC RSS-Restricted Band
Pk - Peak detector
RMS - RMS detection

UL VERIFICATION SERVICES INC.
47173 Benicia Street, Fremont, CA 94538; USA TEL:(510) 319-4000 FAX:(510) 661-0888
This report shall not be reproduced except in full, without the written approval of UL Verification Services Inc.

HARMONICS AND SPURIOUS EMISSIONS

LOW CHANNEL RESULTS

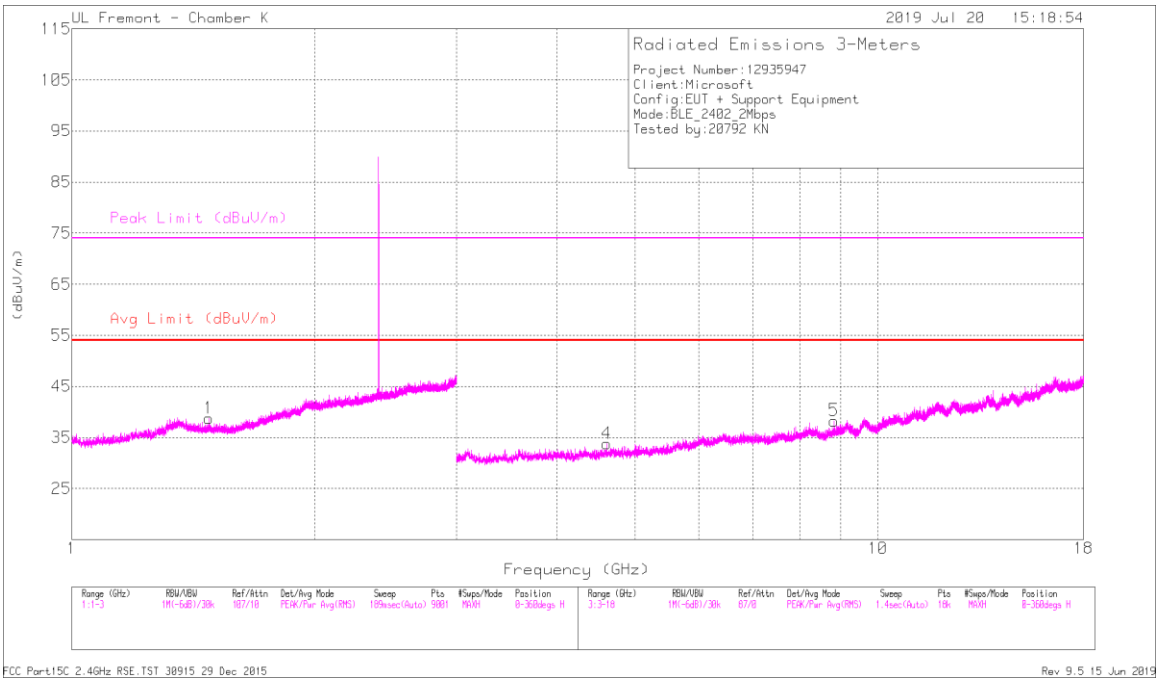

HORIZONTAL

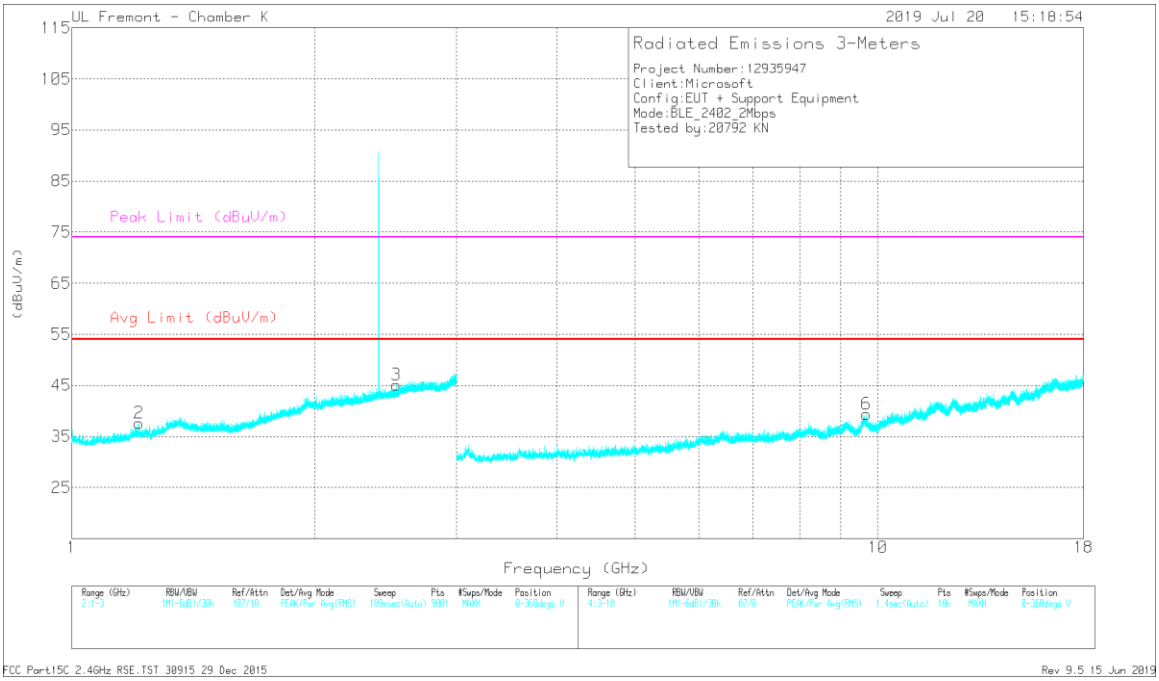

VERTICAL

UL VERIFICATION SERVICES INC.
47173 Benicia Street, Fremont, CA 94538; USA TEL:(510) 319-4000 FAX:(510) 661-0888
This report shall not be reproduced except in full, without the written approval of UL Verification Services Inc.

RADIATED EMISSIONS

Marker	Frequency (GHz)	Meter Reading (dBuV)	Det	AF EMC4294 (dB/m)	Amp/Cbl/Fltr/Pad (dB)	DC Corr (dB)	Corrected Reading (dBuV/m)	Avg Limit (dBuV/m)	Margin (dB)	Peak Limit (dBuV/m)	PK Margin (dB)	Azimuth (Degs)	Height (cm)	Polarity
1	* 1.47967	32.74	PK2	28.2	-16.7	0	44.24	-	-	74	-29.76	24	260	H
	* 1.47865	22.49	MAv1	28.2	-16.7	4.81	38.8	54	-15.2	-	-	24	260	H
2	* 1.21466	32.4	PK2	28.7	-17.3	0	43.8	-	-	74	-30.2	115	209	V
	* 1.21398	22.43	MAv1	28.6	-17.3	4.81	38.54	54	-15.46	-	-	115	209	V
3	2.52722	32.97	PK2	32.5	-13.9	0	51.57	-	-	-	-	41	134	V
4	* 4.61091	36.87	PK2	33.9	-31	0	39.77	-	-	74	-34.23	308	165	H
	* 4.61273	26.87	MAv1	34	-31	4.81	34.68	54	-19.32	-	-	308	165	H
5	8.82136	31.97	PK2	36.1	-24	0	44.07	-	-	-	-	206	228	H
6	9.6873	31.52	PK2	37.1	-23.6	0	45.02	-	-	-	-	269	354	V

* - indicates frequency in CFR47 Pt 15 / IC RSS-Restricted Band
PK2 - KDB558074 Method: Maximum Peak
MAv1 - KDB558074 Option 1 Maximum RMS Average

UL VERIFICATION SERVICES INC.
47173 Benicia Street, Fremont, CA 94538; USA TEL:(510) 319-4000 FAX:(510) 661-0888
This report shall not be reproduced except in full, without the written approval of UL Verification Services Inc.

MID CHANNEL RESULTS

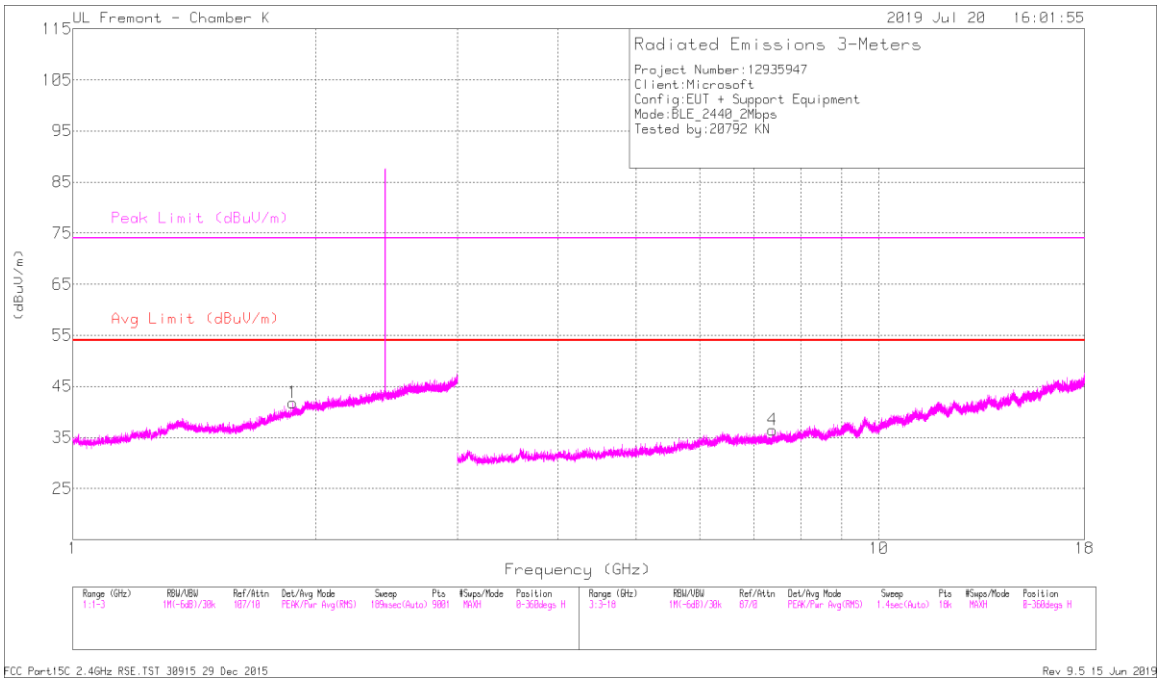

HORIZONTAL

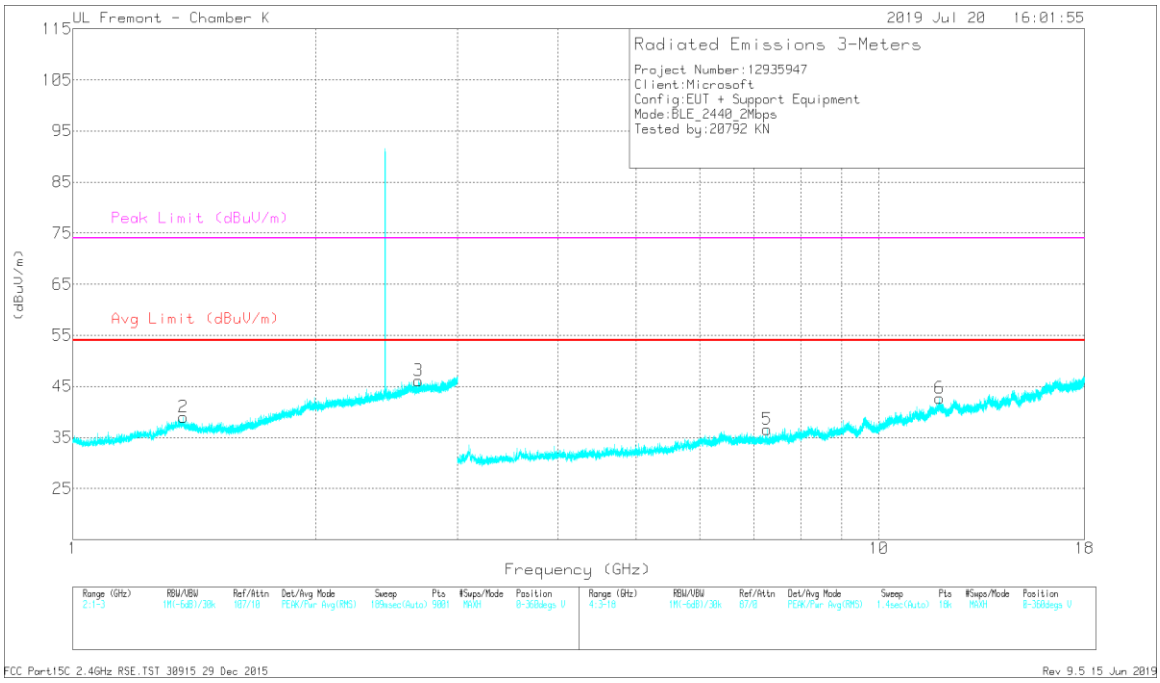

VERTICAL

UL VERIFICATION SERVICES INC.
47173 Benicia Street, Fremont, CA 94538; USA TEL:(510) 319-4000 FAX:(510) 661-0888
This report shall not be reproduced except in full, without the written approval of UL Verification Services Inc.

RADIATED EMISSIONS

Marker	Frequency (GHz)	Meter Reading (dBuV)	Det	AF EMC4294 (dB/m)	Amp/Cbl/Fltr/Pad (dB)	DC Corr (dB)	Corrected Reading (dBuV/m)	Avg Limit (dBuV/m)	Margin (dB)	Peak Limit (dBuV/m)	PK Margin (dB)	Azimuth (Degs)	Height (cm)	Polarity
1	1.87353	31.85	PK2	31.1	-15.6	0	47.35	-	-	-	-	90	141	H
2	* 1.37228	32.41	PK2	29.5	-16.8	0	45.11	-	-	74	-28.89	126	179	V
	* 1.37183	23.04	MAv1	29.5	-16.8	4.81	40.55	54	-13.45	-	-	126	179	V
3	* 2.68553	33.42	PK2	32.6	-13.6	0	52.42	-	-	74	-21.58	354	380	V
	* 2.68553	23.33	MAv1	32.6	-13.6	4.81	47.14	54	-6.86	-	-	354	380	V
4	* 7.37743	33.74	PK2	35.6	-26.5	0	42.84	-	-	74	-31.16	48	131	H
	* 7.37596	23.43	MAv1	35.6	-26.4	4.81	37.44	54	-16.56	-	-	48	131	H
5	* 7.26769	32.9	PK2	35.7	-26.3	0	42.3	-	-	74	-31.7	121	169	V
	* 7.26444	22.81	MAv1	35.6	-26.3	4.81	36.92	54	-17.08	-	-	121	169	V
6	* 11.90274	29.96	PK2	38.7	-20.2	0	48.46	-	-	74	-25.54	143	383	V
	* 11.90312	20.19	MAv1	38.7	-20.2	4.81	43.5	54	-10.5	-	-	143	383	V

* - indicates frequency in CFR47 Pt 15 / IC RSS-Restricted Band
PK2 - KDB558074 Method: Maximum Peak
MAv1 - KDB558074 Option 1 Maximum RMS Average

UL VERIFICATION SERVICES INC.
47173 Benicia Street, Fremont, CA 94538; USA TEL:(510) 319-4000 FAX:(510) 661-0888
This report shall not be reproduced except in full, without the written approval of UL Verification Services Inc.

HIGH CHANNEL RESULTS

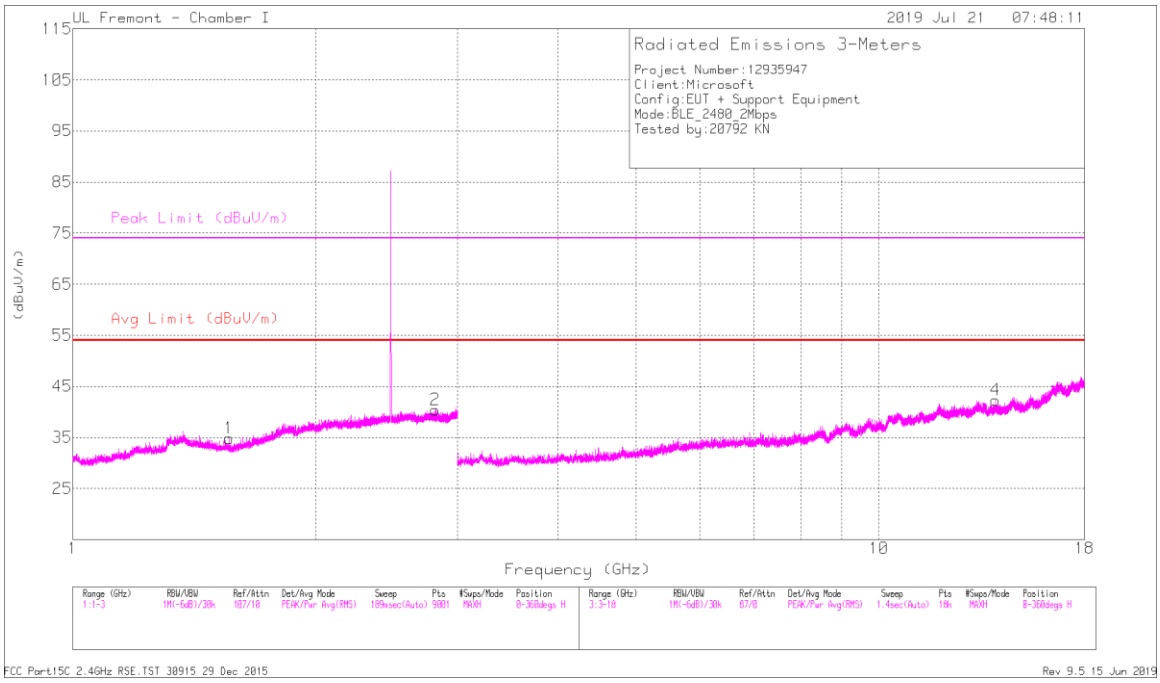

HORIZONTAL

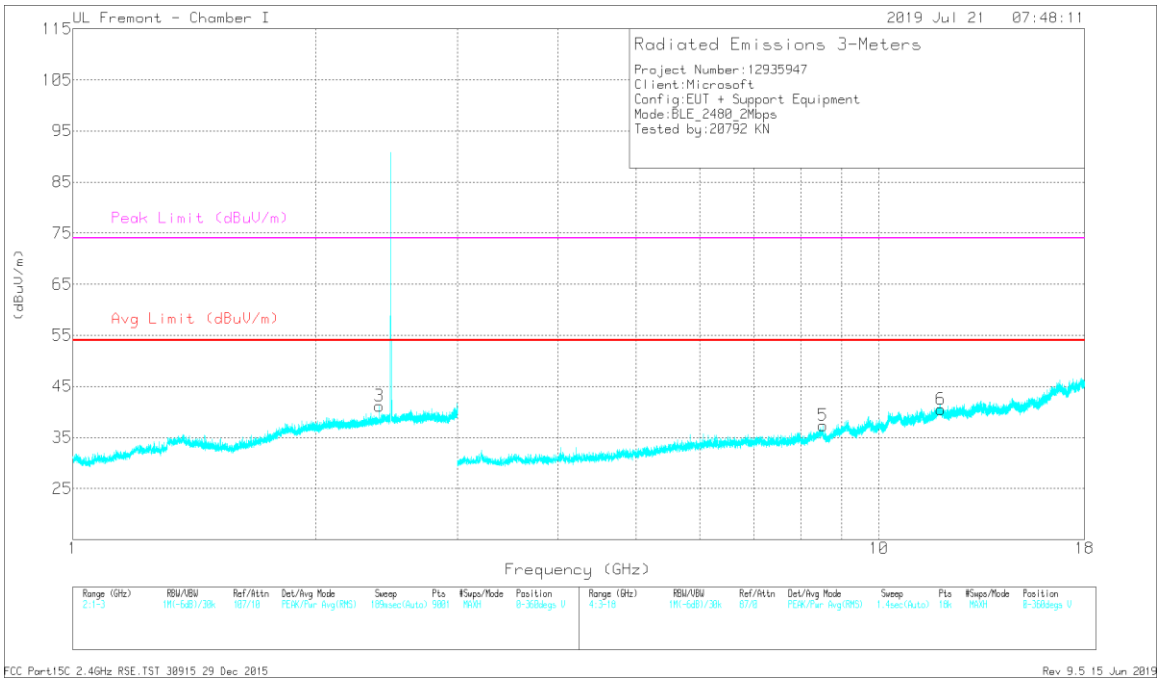

VERTICAL

UL VERIFICATION SERVICES INC.
47173 Benicia Street, Fremont, CA 94538; USA TEL:(510) 319-4000 FAX:(510) 661-0888
This report shall not be reproduced except in full, without the written approval of UL Verification Services Inc.

RADIATED EMISSIONS

Marker	Frequency (GHz)	Meter Reading (dBuV)	Det	AF T862 (dB/m)	Amp/Cbl/Fltr/Pad (dB)	DC Corr (dB)	Corrected Reading (dBuV/m)	Avg Limit (dBuV/m)	Margin (dB)	Peak Limit (dBuV/m)	PK Margin (dB)	Azimuth (Degs)	Height (cm)	Polarity
1	* 1.56146	32.64	PK2	27.9	-20.7	0	39.84	-	-	74	-34.16	274	102	H
	* 1.56183	23.83	MAv1	27.9	-20.7	4.81	35.84	54	-18.16	-	-	274	102	H
2	* 2.818	33.24	PK2	32.2	-19.5	0	45.94	-	-	74	-28.06	71	241	H
	* 2.81521	24.45	MAv1	32.2	-19.4	4.81	42.06	54	-11.94	-	-	71	241	H
3	2.40422	32.92	PK2	31.9	-19.6	0	45.22	-	-	-	-	242	332	V
4	13.95678	31.05	PK2	39.1	-21.5	0	48.65	-	-	-	-	44	112	H
6	* 11.9377	29.41	PK2	38.8	-21.1	0	47.11	-	-	74	-26.89	111	215	V
	* 11.93996	20.05	MAv1	38.8	-21.1	4.81	42.56	54	-11.44	-	-	111	215	V
5	8.52759	31.01	PK2	35.8	-22.6	0	44.21	-	-	-	-	17	334	V

* - indicates frequency in CFR47 Pt 15 / IC RSS-Restricted Band
PK2 - KDB558074 Method: Maximum Peak
MAv1 - KDB558074 Option 1 Maximum RMS Average

UL VERIFICATION SERVICES INC.
47173 Benicia Street, Fremont, CA 94538; USA TEL:(510) 319-4000 FAX:(510) 661-0888
This report shall not be reproduced except in full, without the written approval of UL Verification Services Inc.

9.3. SPURIOUS EMISSIONS FOR COLLOCATION

TEST-CASE CONDITIONS

Test Case #	Antenna	Mode	Frequency (MHz)
1	Chain 0	BLE 2Mbps & WLAN 5GHz, 11a	2402 & 5745
	Chain 1	WLAN 5GHz, 11a	5745

For simultaneous transmission of any BLE (2.4GHz) and WLAN (5 GHz) bands, investigation has been performed and no noticeable new emission was found.

UL VERIFICATION SERVICES INC.
47173 Benicia Street, Fremont, CA 94538; USA TEL:(510) 319-4000 FAX:(510) 661-0888
This report shall not be reproduced except in full, without the written approval of UL Verification Services Inc.

9.4. WORST CASE BELOW 30MHZ

SPURIOUS EMISSIONS BELOW 30 MHz (WORST-CASE CONFIGURATION)

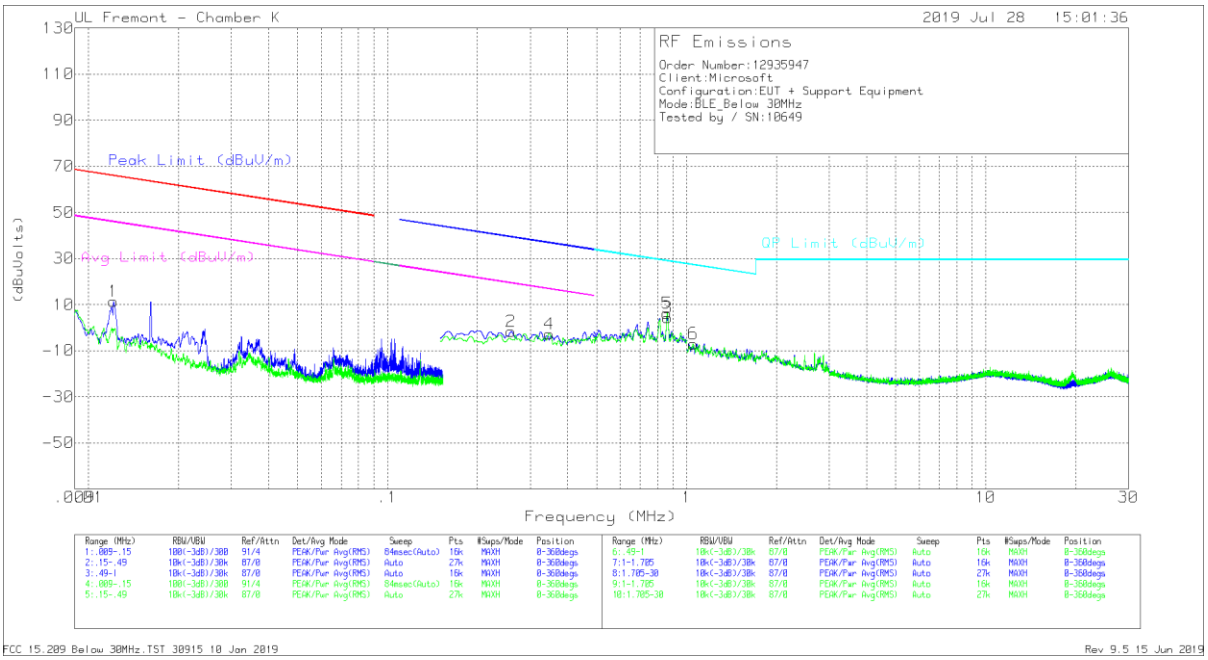

ANTENNA- TWO ORIENTATIONS FACE ON/FACE OFF

UL VERIFICATION SERVICES INC.
47173 Benicia Street, Fremont, CA 94538; USA TEL:(510) 319-4000 FAX:(510) 661-0888
This report shall not be reproduced except in full, without the written approval of UL Verification Services Inc.

Below 30MHz Data

Mark er	Frequency (MHz)	Meter Reading (dBuV)	Det	Loop Antenna (ACF)	Cables w/ PRE01866 50	Dist Corr 300m	Corrected Reading (dBuVolts)	Peak Limit (dBuV/m)	Margin (dB)	Avg Limit (dBuV/m)	Margin (dB)	Peak Limit (dBuV/m)	Margin (dB)	Avg Limit (dBuV/m)	Margin (dB)	Azimuth (Degs)
1	.01215	23.32	Pk	59.9	-31.8	-80	-28.58	65.89	-94.47	45.89	-74.47	-	-	-	-	0-360
2	.25901	14.26	Pk	56.1	-32.1	-80	-41.74	-	-	-	-	39.35	-81.09	19.35	-61.09	0-360
4	.34805	13.24	Pk	56.1	-32.1	-80	-42.76	-	-	-	-	36.78	-79.54	16.78	-59.54	0-360

Pk - Peak detector

Mark er	Frequency (MHz)	Meter Reading (dBuV)	Det	Loop Antenna (ACF)	Cables w/ PRE01866 50	Dist Corr 30m (dB) 40Log	Corrected Reading (dBuVolts)	QP Limit (dBuV/m)	Margin (dB)	Azimuth (Degs)
3	.86363	20.33	Pk	56.1	-32.1	-40	4.33	28.89	-24.56	0-360
5	.86096	22.23	Pk	56.1	-32.1	-40	6.23	28.92	-22.69	0-360
6	1.05216	18.65	Pk	46.5	-32.1	-40	-6.95	27.18	-34.13	0-360

Pk - Peak detector

UL VERIFICATION SERVICES INC.
47173 Benicia Street, Fremont, CA 94538; USA TEL:(510) 319-4000 FAX:(510) 661-0888
This report shall not be reproduced except in full, without the written approval of UL Verification Services Inc.

9.5. WORST CASE BELOW 1 GHZ

SPURIOUS EMISSIONS 30 TO 1000 MHz (WORST-CASE CONFIGURATION)

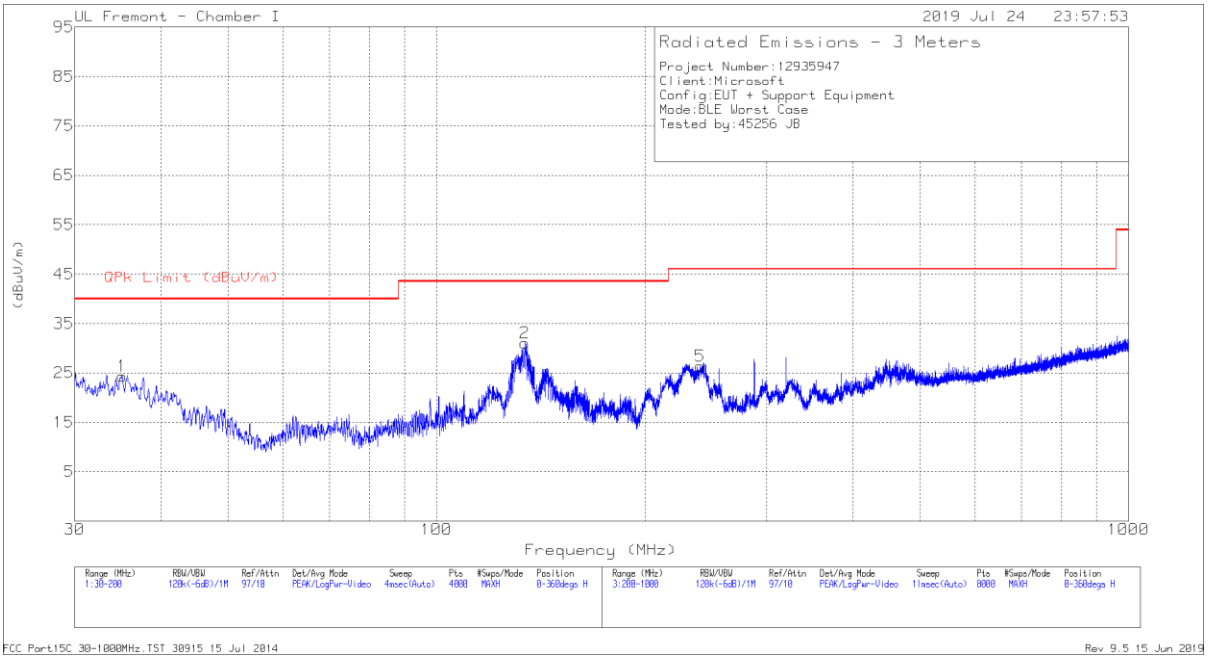

HORIZONTAL

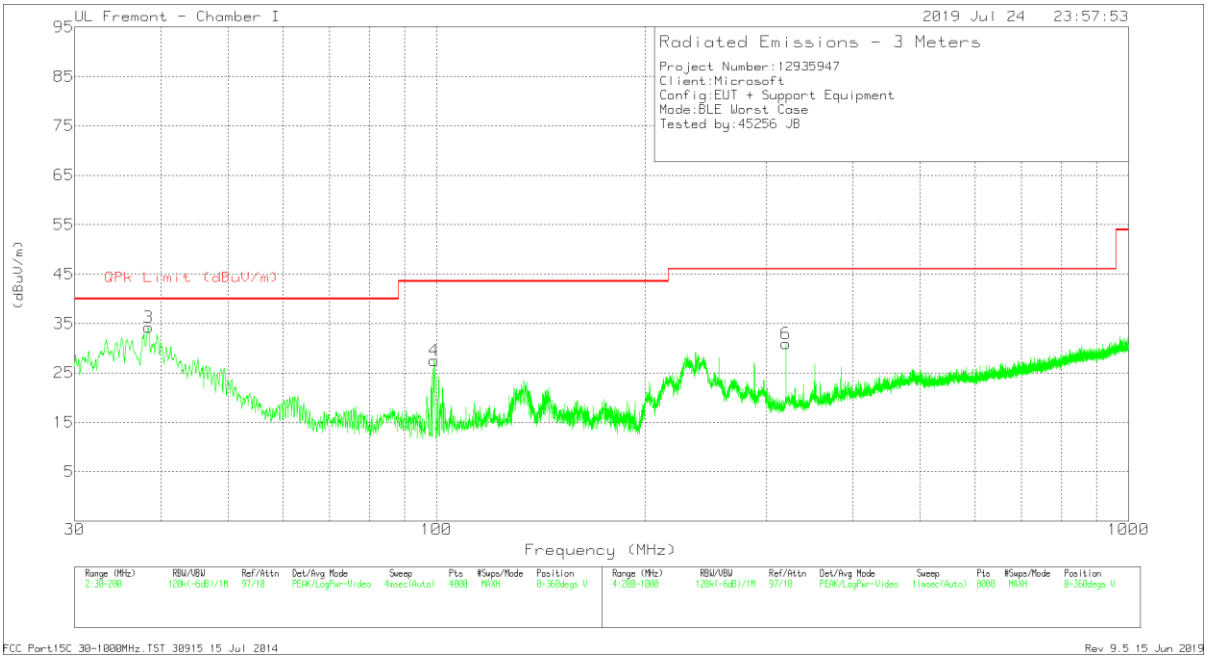

VERTICAL

UL VERIFICATION SERVICES INC.
47173 Benicia Street, Fremont, CA 94538; USA TEL:(510) 319-4000 FAX:(510) 661-0888
This report shall not be reproduced except in full, without the written approval of UL Verification Services Inc.

Below 1GHz Data

Marker	Frequency (MHz)	Meter Reading (dBuV)	Det	AF PRE0184971 (dB/m)	Amp Cbl (dB)	Corrected Reading (dBuV/m)	QPk Limit (dBuV/m)	Margin (dB)	Azimuth (Degs)	Height (cm)	Polarity
1	35.1438	32.51	Pk	23.2	-31.4	24.31	40	-15.69	0-360	400	H
2	* 134.1094	42.37	Pk	19.3	-30.6	31.07	43.52	-12.45	0-360	200	H
3	38.3322	44.58	Pk	20.9	-31.3	34.18	40	-5.82	0-360	102	V
	38.3893	42.17	Qp	20.9	-31.3	31.77	40	-8.23	118	102	V
4	99.2504	42.47	Pk	15.9	-30.9	27.47	43.52	-16.05	0-360	102	V
5	* 240.3052	38.98	Pk	17.5	-30.1	26.38	46.02	-19.64	0-360	102	H
6	319.9156	40.9	Pk	19.8	-29.8	30.9	46.02	-15.12	0-360	200	V

* - indicates frequency in CFR47 Pt 15 / IC RSS-Restricted Band
Pk - Peak detector
Qp - Quasi-Peak detector

UL VERIFICATION SERVICES INC.
47173 Benicia Street, Fremont, CA 94538; USA TEL:(510) 319-4000 FAX:(510) 661-0888
This report shall not be reproduced except in full, without the written approval of UL Verification Services Inc.

9.6. WORST CASE 18-26 GHZ

SPURIOUS EMISSIONS 18-26 GHz (WORST-CASE CONFIGURATION)

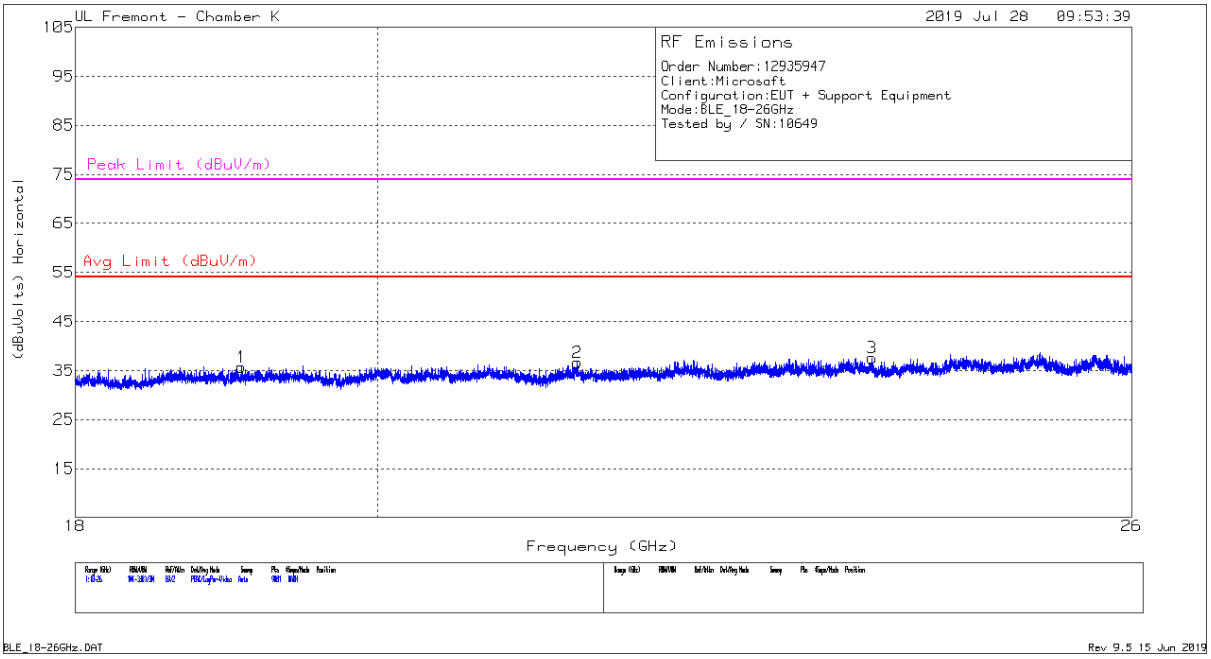

HORIZONTAL

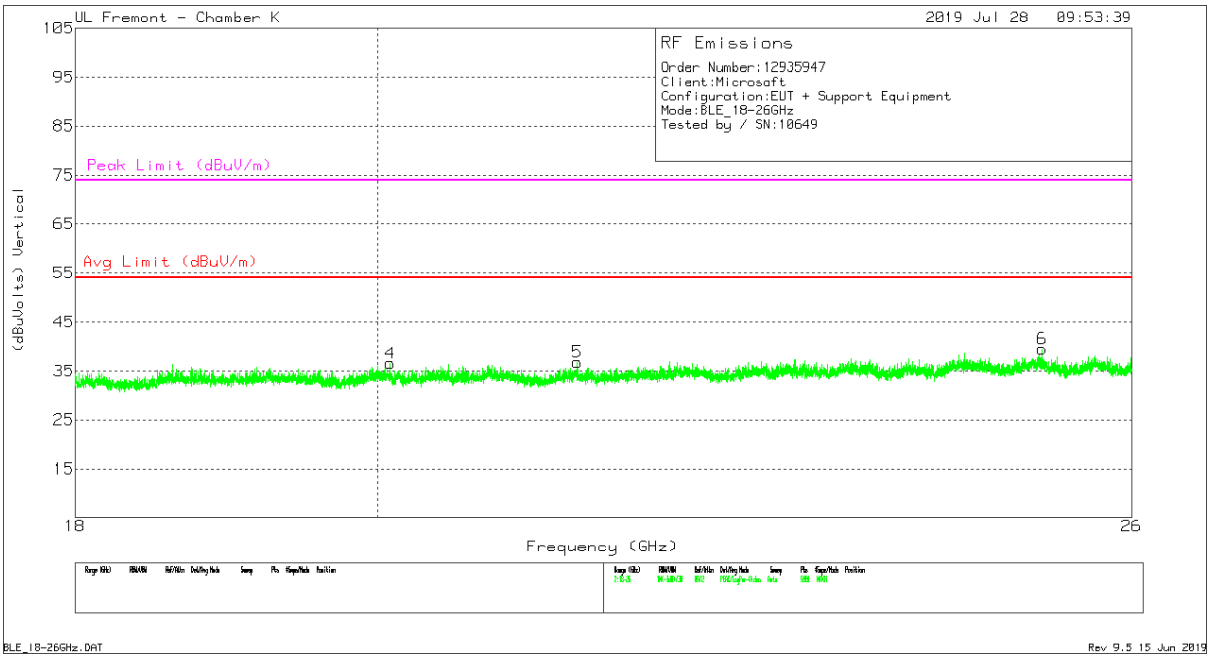

VERTICAL

UL VERIFICATION SERVICES INC.
47173 Benicia Street, Fremont, CA 94538; USA TEL:(510) 319-4000 FAX:(510) 661-0888
This report shall not be reproduced except in full, without the written approval of UL Verification Services Inc.

18 – 26GHz DATA

Marker	Frequency (GHz)	Meter Reading (dBuV)	Det	AF PRE0182188 (dB/m)	Amp/Cbl (dB)	Dist Corr (dB)	Corrected Reading (dBuVolts)	Avg Limit (dBuV/m)	Margin (dB)	Peak Limit (dBuV/m)	PK Margin (dB)
1	19.07467	69.77	Pk	33.1	-57.7	-9.5	35.67	54	-18.33	74	-38.33
2	21.44	69.31	Pk	33.8	-57	-9.5	36.61	54	-17.39	74	-37.39
3	23.75378	69.33	Pk	34.5	-56.8	-9.5	37.53	54	-16.47	74	-36.47
4	20.088	69.26	Pk	33.2	-56.4	-9.5	36.56	54	-17.44	74	-37.44
5	21.44089	69.58	Pk	33.8	-57.1	-9.5	36.78	54	-17.22	74	-37.22
6	25.20445	69.2	Pk	35	-55.2	-9.5	39.5	54	-14.5	74	-34.5

Pk - Peak detector

UL VERIFICATION SERVICES INC.
47173 Benicia Street, Fremont, CA 94538; USA TEL:(510) 319-4000 FAX:(510) 661-0888
This report shall not be reproduced except in full, without the written approval of UL Verification Services Inc.

10. AC POWER LINE CONDUCTED EMISSIONS

LIMITS

FCC §15.207 (a)

RSS-Gen 8.8

Frequency of Emission (MHz)	Conducted Limit (dBuV)	
	Quasi-peak	Average
0.15-0.5	66 to 56 *	56 to 46 *
0.5-5	56	46
5-30	60	50

* Decreases with the logarithm of the frequency.

RESULTS

UL VERIFICATION SERVICES INC.
47173 Benicia Street, Fremont, CA 94538; USA TEL:(510) 319-4000 FAX:(510) 661-0888
This report shall not be reproduced except in full, without the written approval of UL Verification Services Inc.

10.1.1. AC Power Line Norm

LINE 1 RESULTS

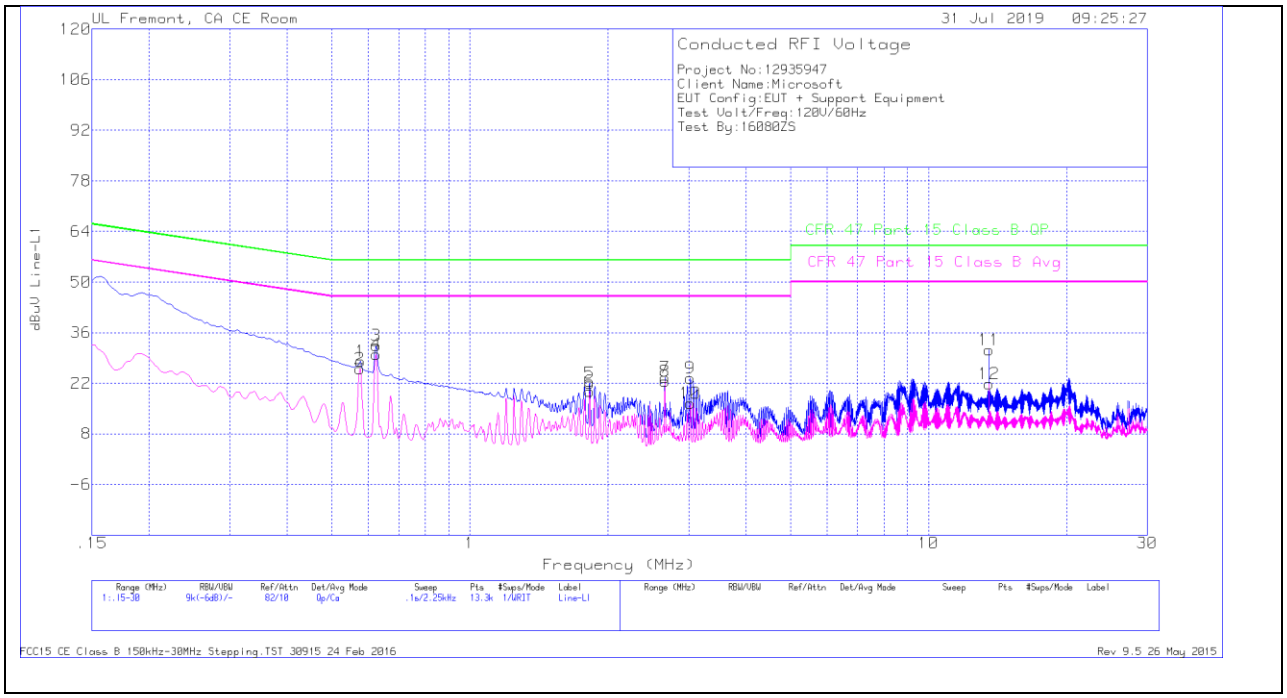

Range 1: Line-L1 .15 - 30MHz											
Marker	Frequency (MHz)	Meter Reading (dBuV)	Det	LISN L1	LC Cables C1&C3	Limiter (dB)	Corrected Reading dBuV	CFR 47 Part 15 Class B QP	QP Margin (dB)	CFR 47 Part 15 Class B Avg	Av(CISPR) Margin (dB)
1	.5775	17.97	Qp	0	0	10.1	28.07	56	-27.93	-	-
2	.57525	15.95	Ca	0	0	10.1	26.05	-	-	46	-19.95
3	.62475	22.33	Qp	0	0	10.1	32.43	56	-23.57	-	-
4	.62475	19.83	Ca	0	0	10.1	29.93	-	-	46	-16.07
5	1.824	11.78	Qp	0	.1	10.1	21.98	56	-34.02	-	-
6	1.824	9.62	Ca	0	.1	10.1	19.82	-	-	46	-26.18
7	2.66325	13.44	Qp	0	.1	10.1	23.64	56	-32.36	-	-
8	2.66325	12.31	Ca	0	.1	10.1	22.51	-	-	46	-23.49
9	3.0255	13.28	Qp	0	.1	10.1	23.48	56	-32.52	-	-
10	3.0255	6.18	Ca	0	.1	10.1	16.38	-	-	46	-29.62
11	13.56	20.65	Qp	.1	.2	10.2	31.15	60	-28.85	-	-
12	13.56	11.26	Ca	.1	.2	10.2	21.76	-	-	50	-28.24

Qp - Quasi-Peak detector
Ca - CISPR average detection
NOTE: Markers 11 and 12, 13.56MHz is an external NFC signal unrelated to the EUT.

UL VERIFICATION SERVICES INC.
47173 Benicia Street, Fremont, CA 94538; USA TEL:(510) 319-4000 FAX:(510) 661-0888
This report shall not be reproduced except in full, without the written approval of UL Verification Services Inc.

LINE 2 RESULTS

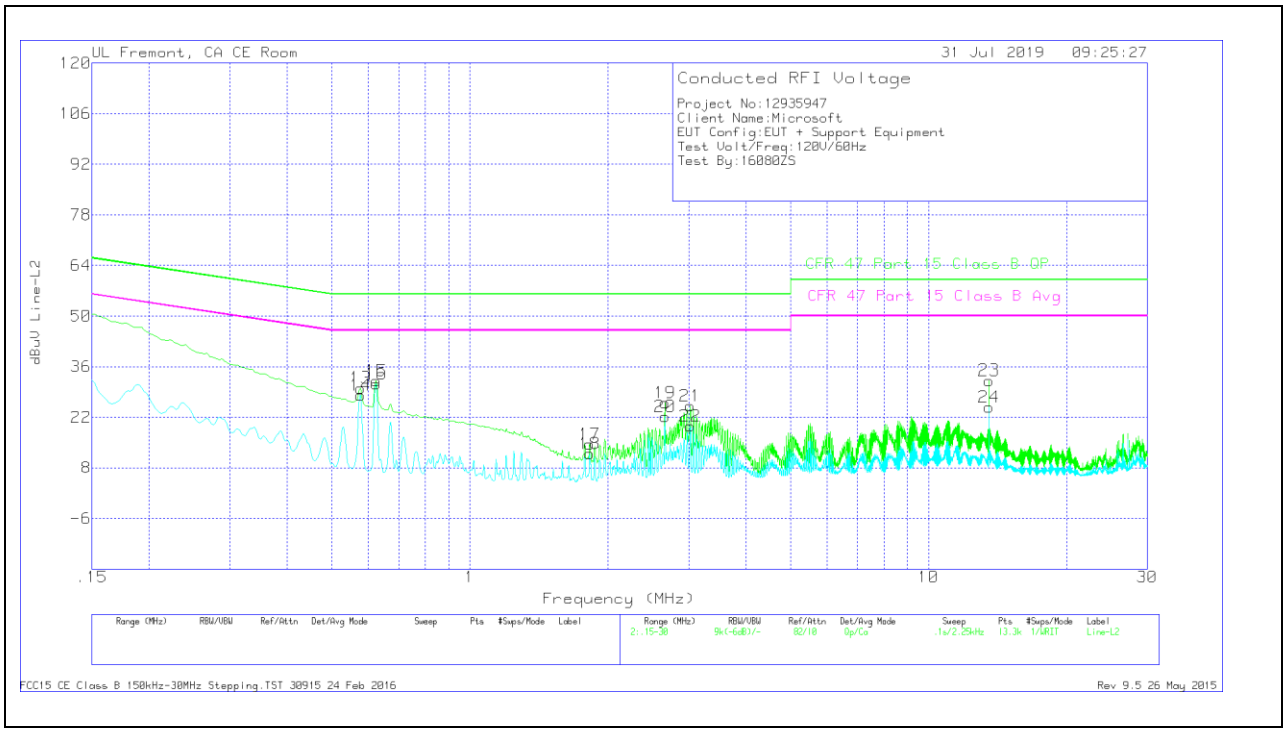

Range 2: Line-L2 .15 - 30MHz											
Marker	Frequency (MHz)	Meter Reading (dBuV)	Det	LISN L2	LC Cables C2&C3	Limiter (dB)	Corrected Reading dBuV	CFR 47 Part 15 Class B QP	QP Margin (dB)	CFR 47 Part 15 Class B Avg	Av(CISPR) Margin (dB)
13	.5775	19.99	Qp	0	0	10.1	30.09	56	-25.91	-	-
14	.5775	17.98	Ca	0	0	10.1	28.08	-	-	46	-17.92
15	.62475	22.01	Qp	0	0	10.1	32.11	56	-23.89	-	-
16	.62475	21.19	Ca	0	0	10.1	31.29	-	-	46	-14.71
17	1.824	4.36	Qp	0	.1	10.1	14.56	56	-41.44	-	-
18	1.824	1.8	Ca	0	.1	10.1	12	-	-	46	-34
19	2.66325	15.79	Qp	0	.1	10.1	25.99	56	-30.01	-	-
20	2.66325	12.03	Ca	0	.1	10.1	22.23	-	-	46	-23.77
21	3.02325	14.89	Qp	0	.1	10.1	25.09	56	-30.91	-	-
22	3.0255	9.33	Ca	0	.1	10.1	19.53	-	-	46	-26.47
23	13.56	21.68	Qp	.1	.2	10.2	32.18	60	-27.82	-	-
24	13.56	14.35	Ca	.1	.2	10.2	24.85	-	-	50	-25.15

Qp - Quasi-Peak detector
Ca - CISPR average detection
NOTE: Markers 23 and 24, 13.56MHz is an external NFC signal unrelated to the EUT.

UL VERIFICATION SERVICES INC.
47173 Benicia Street, Fremont, CA 94538; USA TEL:(510) 319-4000 FAX:(510) 661-0888
This report shall not be reproduced except in full, without the written approval of UL Verification Services Inc.

11. SETUP PHOTOS

Please refer to 12935947-EP1 for setup photos

END OF TEST REPORT

UL VERIFICATION SERVICES INC.
47173 Benicia Street, Fremont, CA 94538; USA TEL:(510) 319-4000 FAX:(510) 661-0888
This report shall not be reproduced except in full, without the written approval of UL Verification Services Inc.