8.5.13. 802.11a MODE IN THE 5.8 GHz BAND

2TX Antenna 1 + Antenna 2 CDD MODE (FCC)

Antenna Gain and Limit

Channel	Frequency (MHz)	Directional Gain For Power (dBi)	Directional Gain For PSD (dBi)	Power Limit (dBm)	PSD Limit (dBm/ 500KHz)
Low	5745	6.23	8.99	29.77	27.01
Mid	5785	6.23	8.99	29.77	27.01
High	5825	6.23	8.99	29.77	27.01

Duty Cycle CF (dB)	0.22	**Included in Calculations of Corr'd Power & PSD**

Output Power Results

Channel	Frequency (MHz)	Chain 0 Meas Power (dBm)	Chain 1 Meas Power (dBm)	Total Corr'd Power (dBm)	Power Limit (dBm)	Power Margin (dB)
Low	5745	16.08	16.09	19.10	29.77	-10.67
Mid	5785	16.14	16.17	19.17	29.77	-10.60
High	5825	16.03	16.06	19.06	29.77	-10.71

PSD Results

Channel	Frequency (MHz)	Chain 0 Meas PSD (dBm/ 500KHz)	Chain 1 Meas PSD (dBm/ 500KHz)	Total Corr'd PSD (dBm/ 500KHz)	PSD Limit (dBm/ 500KHz)	PSD Margin (dB)
Low	5745	4.02	3.97	7.23	27.01	-19.78
Mid	5785	4.05	4.00	7.26	27.01	-19.75
High	5825	4.03	3.85	7.17	27.01	-19.84

UL VERIFICATION SERVICES INC.
47173 Benicia Street, Fremont, CA 94538; USA TEL:(510) 319-4000 FAX:(510) 661-0888
This report shall not be reproduced except in full, without the written approval of UL Verification Services Inc.

LOW CHANNEL

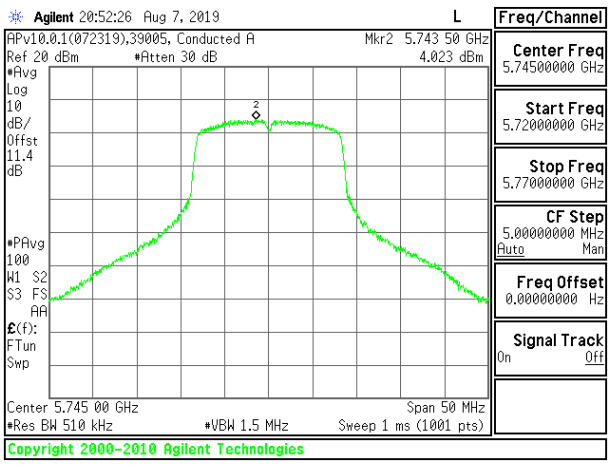

LOW CHANNEL CHAIN 0

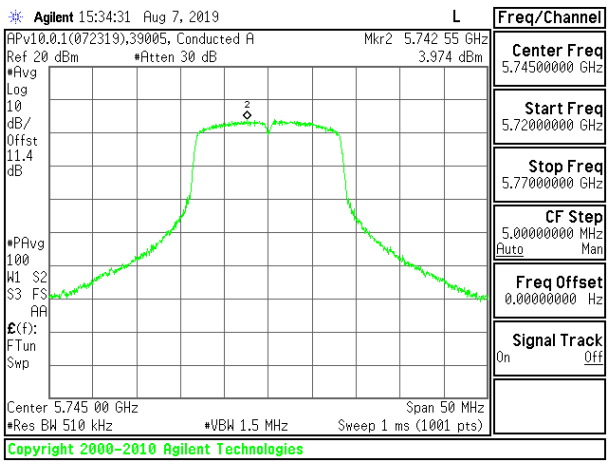

LOW CHANNEL CHAIN 1

MID CHANNEL

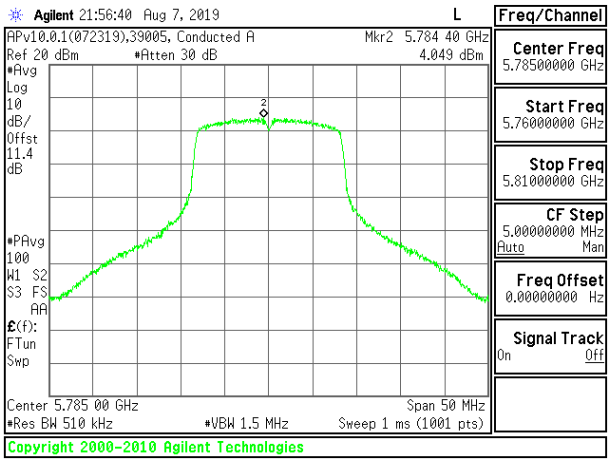

MID CHANNEL CHAIN 0

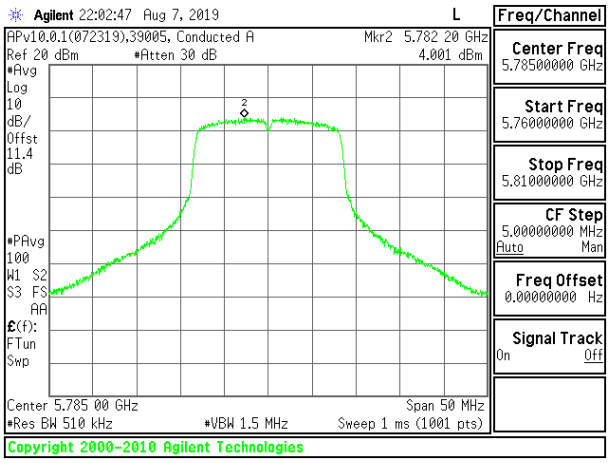

MID CHANNEL CHAIN 1

UL VERIFICATION SERVICES INC.
47173 Benicia Street, Fremont, CA 94538; USA TEL:(510) 319-4000 FAX:(510) 661-0888
This report shall not be reproduced except in full, without the written approval of UL Verification Services Inc.

HIGH CHANNEL

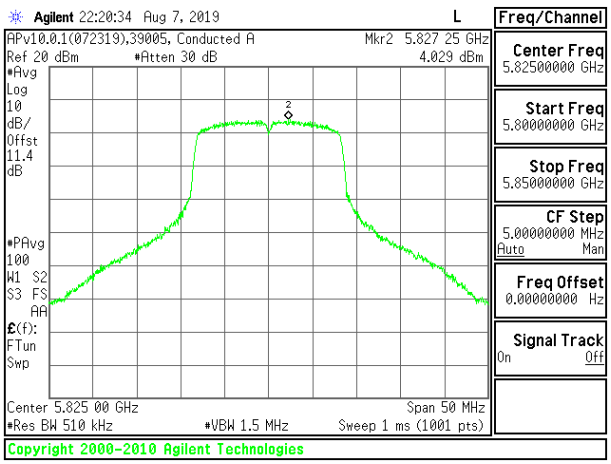

HIGH CHANNEL CHAIN 0

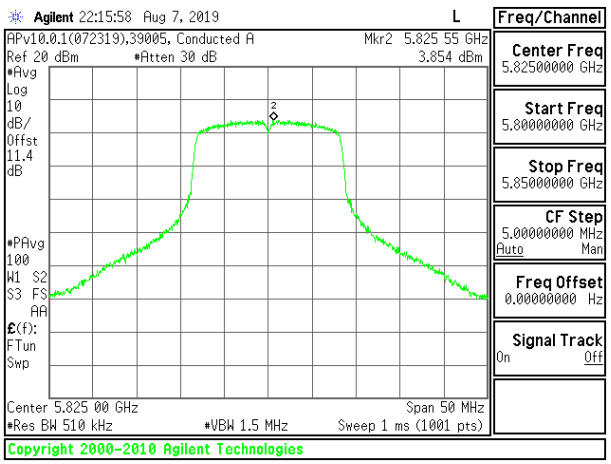

HIGH CHANNEL CHAIN 1

UL VERIFICATION SERVICES INC.
47173 Benicia Street, Fremont, CA 94538; USA TEL:(510) 319-4000 FAX:(510) 661-0888
This report shall not be reproduced except in full, without the written approval of UL Verification Services Inc.

2TX Antenna 1 + Antenna 2 CDD MODE (IC)

Antenna Gain and Limit

Channel	Frequency (MHz)	Directional Gain For Power (dBi)	Directional Gain For PSD (dBi)	Power Limit (dBm)	PSD Limit (dBm/ 500KHz)
Low	5745	6.23	8.99	29.77	27.01
Mid	5785	6.23	8.99	29.77	27.01
High	5825	6.23	8.99	29.77	27.01

Duty Cycle CF (dB)	0.22	**Included in Calculations of Corr'd Power & PSD**

Output Power Results

Channel	Frequency (MHz)	Chain 0 Meas Power (dBm)	Chain 1 Meas Power (dBm)	Total Corr'd Power (dBm)	Power Limit (dBm)	Power Margin (dB)
Low	5745	16.08	16.09	19.10	29.77	-10.67
Mid	5785	16.14	16.17	19.17	29.77	-10.60
High	5825	16.03	16.06	19.06	29.77	-10.71

PSD Results

Channel	Frequency (MHz)	Chain 0 Meas PSD (dBm/ 500KHz)	Chain 1 Meas PSD (dBm/ 500KHz)	Total Corr'd PSD (dBm/ 500KHz)	PSD Limit (dBm/ 500KHz)	PSD Margin (dB)
Low	5745	4.02	3.97	7.23	27.01	-19.78
Mid	5785	4.05	4.00	7.26	27.01	-19.75
High	5825	4.03	3.85	7.17	27.01	-19.84

UL VERIFICATION SERVICES INC.
47173 Benicia Street, Fremont, CA 94538; USA TEL:(510) 319-4000 FAX:(510) 661-0888
This report shall not be reproduced except in full, without the written approval of UL Verification Services Inc.

LOW CHANNEL

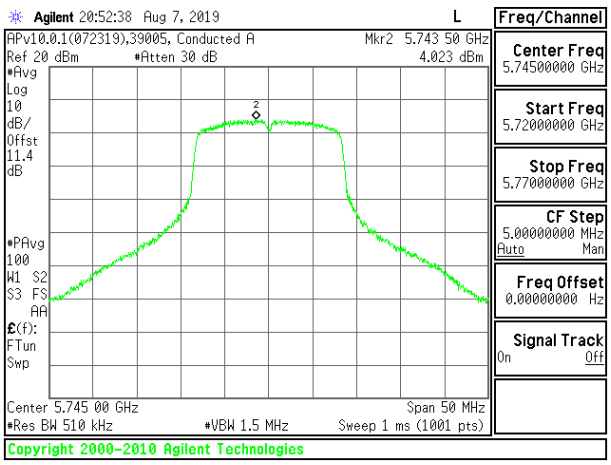

LOW CHANNEL CHAIN 0

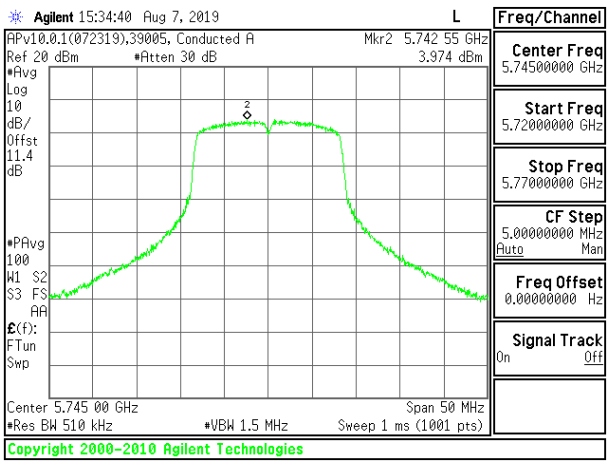

LOW CHANNEL CHAIN 1

MID CHANNEL

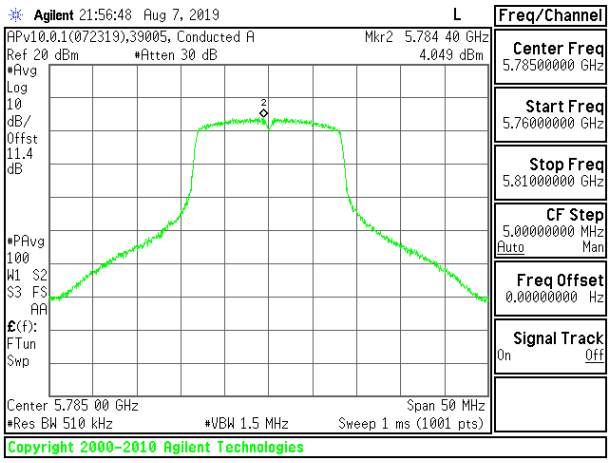

MID CHANNEL CHAIN 0

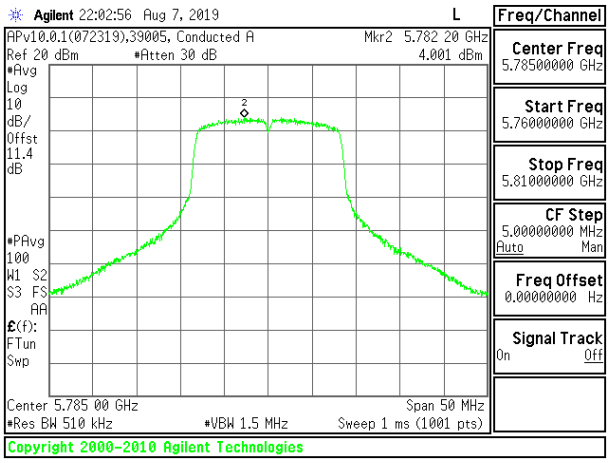

MID CHANNEL CHAIN 1

UL VERIFICATION SERVICES INC.
47173 Benicia Street, Fremont, CA 94538; USA TEL:(510) 319-4000 FAX:(510) 661-0888
This report shall not be reproduced except in full, without the written approval of UL Verification Services Inc.

HIGH CHANNEL

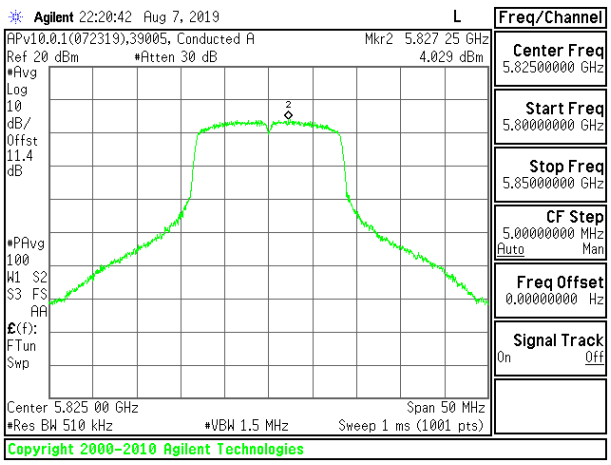

HIGH CHANNEL CHAIN 0

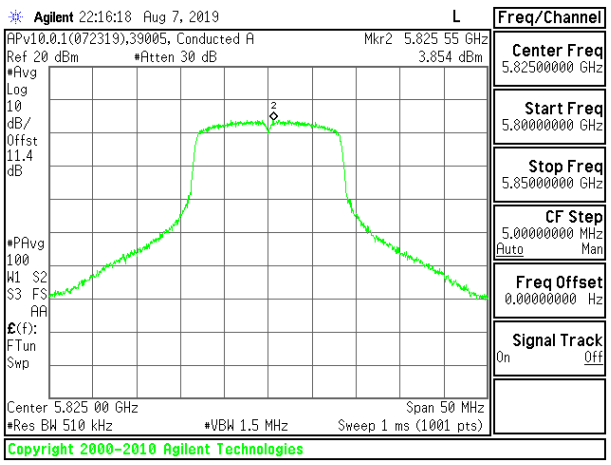

HIGH CHANNEL CHAIN 1

UL VERIFICATION SERVICES INC.
47173 Benicia Street, Fremont, CA 94538; USA TEL:(510) 319-4000 FAX:(510) 661-0888
This report shall not be reproduced except in full, without the written approval of UL Verification Services Inc.

8.5.14. 802.11n HT20 MODE IN THE 5.8 GHz BAND

2TX Antenna 1 + Antenna 2 CDD MODE (FCC)

Antenna Gain and Limit

Channel	Frequency (MHz)	Directional Gain For Power (dBi)	Directional Gain For PSD (dBi)	Power Limit (dBm)	PSD Limit (dBm/ 500KHz)
Low	5745	6.23	8.99	29.77	27.01
Mid	5785	6.23	8.99	29.77	27.01
High	5825	6.23	8.99	29.77	27.01

Duty Cycle CF (dB)	0.24	**Included in Calculations of Corr'd Power & PSD**

Output Power Results

Channel	Frequency (MHz)	Chain 0 Meas Power (dBm)	Chain 1 Meas Power (dBm)	Total Corr'd Power (dBm)	Power Limit (dBm)	Power Margin (dB)
Low	5745	16.32	16.47	19.41	29.77	-10.36
Mid	5785	15.91	16.01	18.97	29.77	-10.80
High	5825	16.38	16.41	19.41	29.77	-10.36

PSD Results

Channel	Frequency (MHz)	Chain 0 Meas PSD (dBm/ 500KHz)	Chain 1 Meas PSD (dBm/ 500KHz)	Total Corr'd PSD (dBm/ 500KHz)	PSD Limit (dBm/ 500KHz)	PSD Margin (dB)
Low	5745	4.05	3.83	7.19	27.01	-19.82
Mid	5785	3.49	3.76	6.88	27.01	-20.13
High	5825	3.81	4.00	7.15	27.01	-19.86

UL VERIFICATION SERVICES INC.
47173 Benicia Street, Fremont, CA 94538; USA TEL:(510) 319-4000 FAX:(510) 661-0888
This report shall not be reproduced except in full, without the written approval of UL Verification Services Inc.

LOW CHANNEL

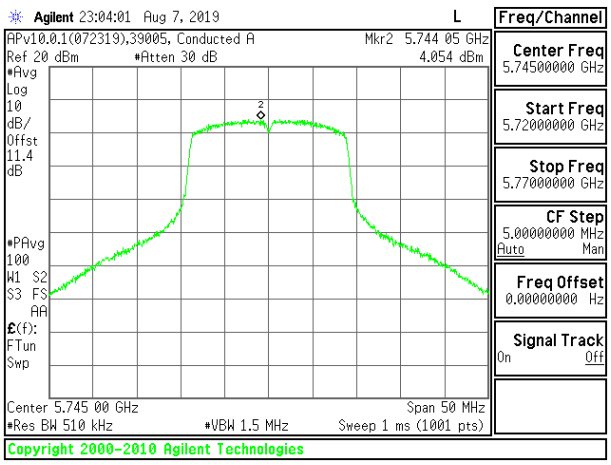

LOW CHANNEL CHAIN 0

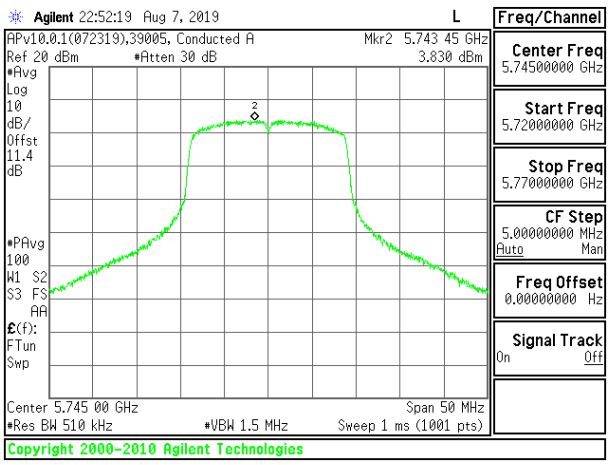

LOW CHANNEL CHAIN 1

MID CHANNEL

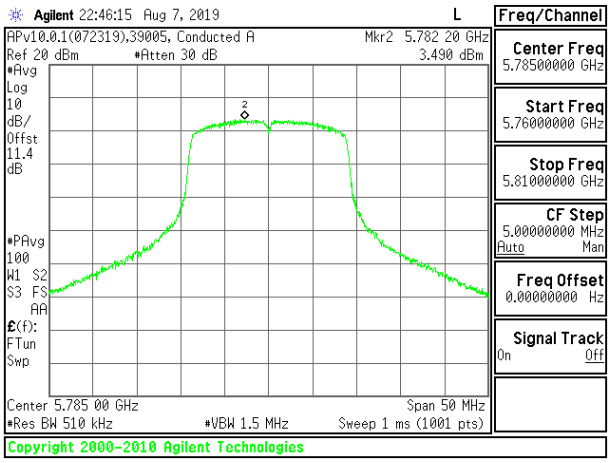

MID CHANNEL CHAIN 0

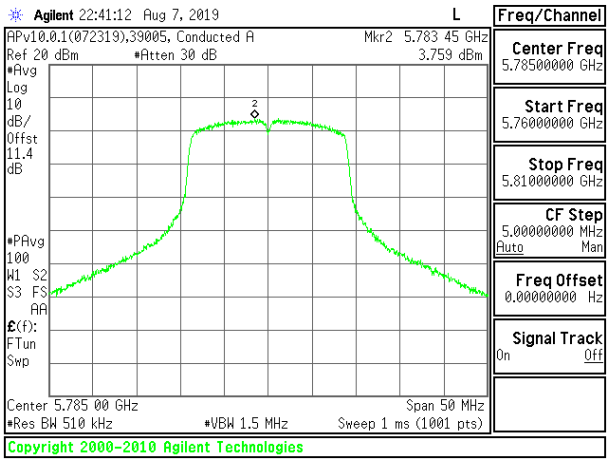

MID CHANNEL CHAIN 1

UL VERIFICATION SERVICES INC.
47173 Benicia Street, Fremont, CA 94538; USA TEL:(510) 319-4000 FAX:(510) 661-0888
This report shall not be reproduced except in full, without the written approval of UL Verification Services Inc.

HIGH CHANNEL

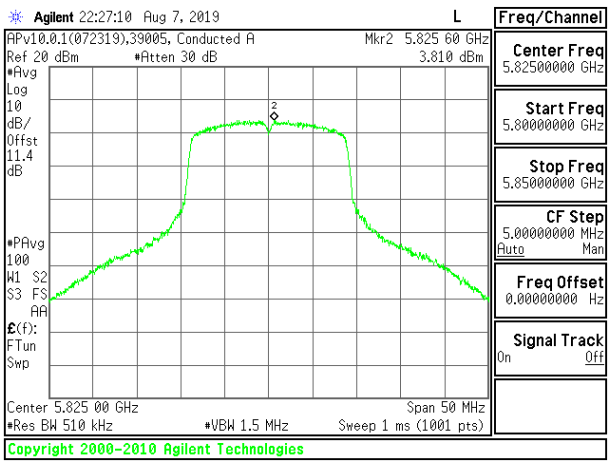

HIGH CHANNEL CHAIN 0

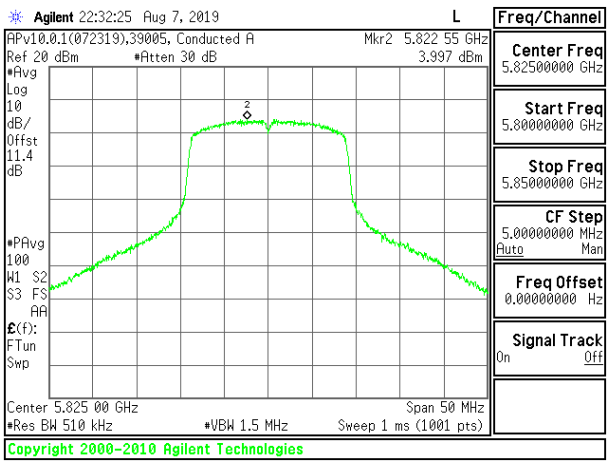

HIGH CHANNEL CHAIN 1

UL VERIFICATION SERVICES INC.
47173 Benicia Street, Fremont, CA 94538; USA TEL:(510) 319-4000 FAX:(510) 661-0888
This report shall not be reproduced except in full, without the written approval of UL Verification Services Inc.

2TX Antenna 1 + Antenna 2 CDD MODE (IC)

Antenna Gain and Limit

Channel	Frequency (MHz)	Directional Gain For Power (dBi)	Directional Gain For PSD (dBi)	Power Limit (dBm)	PSD Limit (dBm/ 500KHz)
Low	5745	6.23	8.99	29.77	27.01
Mid	5785	6.23	8.99	29.77	27.01
High	5825	6.23	8.99	29.77	27.01

Duty Cycle CF (dB)	0.24	**Included in Calculations of Corr'd Power & PSD**

Output Power Results

Channel	Frequency (MHz)	Chain 0 Meas Power (dBm)	Chain 1 Meas Power (dBm)	Total Corr'd Power (dBm)	Power Limit (dBm)	Power Margin (dB)
Low	5745	16.32	16.47	19.41	29.77	-10.36
Mid	5785	15.91	16.01	18.97	29.77	-10.80
High	5825	16.38	16.41	19.41	29.77	-10.36

PSD Results

Channel	Frequency (MHz)	Chain 0 Meas PSD (dBm/ 500KHz)	Chain 1 Meas PSD (dBm/ 500KHz)	Total Corr'd PSD (dBm/ 500KHz)	PSD Limit (dBm/ 500KHz)	PSD Margin (dB)
Low	5745	4.05	3.83	7.19	27.01	-19.82
Mid	5785	3.49	3.76	6.88	27.01	-20.13
High	5825	3.81	4.00	7.15	27.01	-19.86

UL VERIFICATION SERVICES INC.
47173 Benicia Street, Fremont, CA 94538; USA TEL:(510) 319-4000 FAX:(510) 661-0888
This report shall not be reproduced except in full, without the written approval of UL Verification Services Inc.

LOW CHANNEL

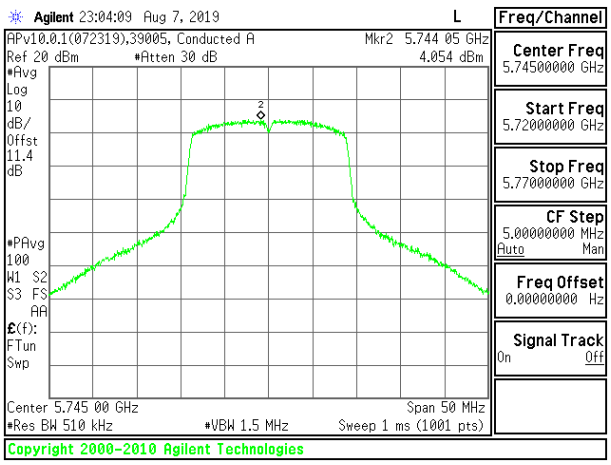

LOW CHANNEL CHAIN 0

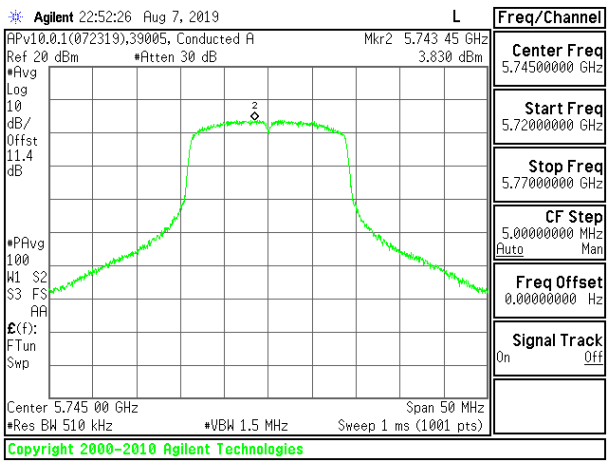

LOW CHANNEL CHAIN 1

MID CHANNEL

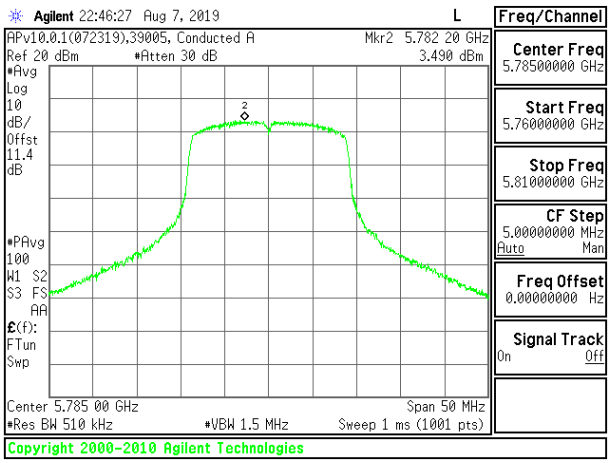

MID CHANNEL CHAIN 0

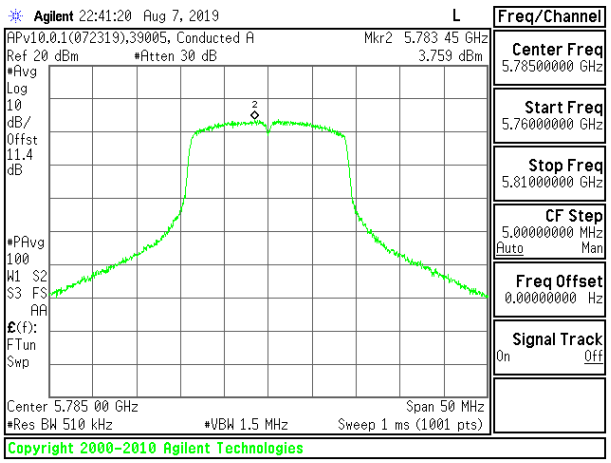

MID CHANNEL CHAIN 1

UL VERIFICATION SERVICES INC.
47173 Benicia Street, Fremont, CA 94538; USA TEL:(510) 319-4000 FAX:(510) 661-0888
This report shall not be reproduced except in full, without the written approval of UL Verification Services Inc.

HIGH CHANNEL

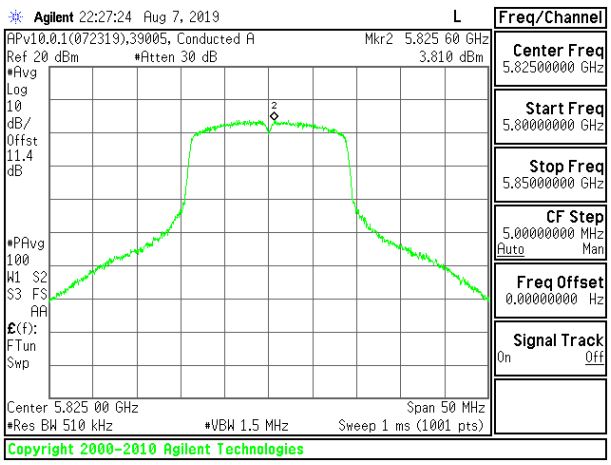

HIGH CHANNEL CHAIN 0

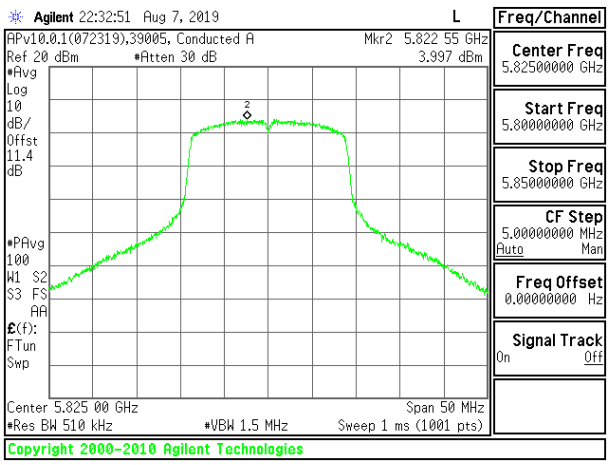

HIGH CHANNEL CHAIN 1

UL VERIFICATION SERVICES INC.
47173 Benicia Street, Fremont, CA 94538; USA TEL:(510) 319-4000 FAX:(510) 661-0888
This report shall not be reproduced except in full, without the written approval of UL Verification Services Inc.

8.5.15. 802.11n HT40 MODE IN THE 5.8 GHz BAND

2TX Antenna 1 + Antenna 2 CDD MODE (FCC)

Antenna Gain and Limit

Channel	Frequency (MHz)	Directional Gain For Power (dBi)	Directional Gain For PSD (dBi)	Power Limit (dBm)	PSD Limit (dBm/ 500KHz)
Low	5755	6.23	8.99	29.77	27.01
High	5795	6.23	8.99	29.77	27.01

Duty Cycle CF (dB)	0.44	**Included in Calculations of Corr'd Power & PSD**

Output Power Results

Channel	Frequency (MHz)	Chain 0 Meas Power (dBm)	Chain 1 Meas Power (dBm)	Total Corr'd Power (dBm)	Power Limit (dBm)	Power Margin (dB)
Low	5755	16.02	16.03	19.04	29.77	-10.73
High	5795	16.01	16.09	19.06	29.77	-10.71

PSD Results

Channel	Frequency (MHz)	Chain 0 Meas PSD (dBm/ 500KHz)	Chain 1 Meas PSD (dBm/ 500KHz)	Total Corr'd PSD (dBm/ 500KHz)	PSD Limit (dBm/ 500KHz)	PSD Margin (dB)
Low	5755	0.53	0.11	3.77	27.01	-23.24
High	5795	0.30	0.33	3.77	27.01	-23.24

UL VERIFICATION SERVICES INC.
47173 Benicia Street, Fremont, CA 94538; USA TEL:(510) 319-4000 FAX:(510) 661-0888
This report shall not be reproduced except in full, without the written approval of UL Verification Services Inc.

LOW CHANNEL

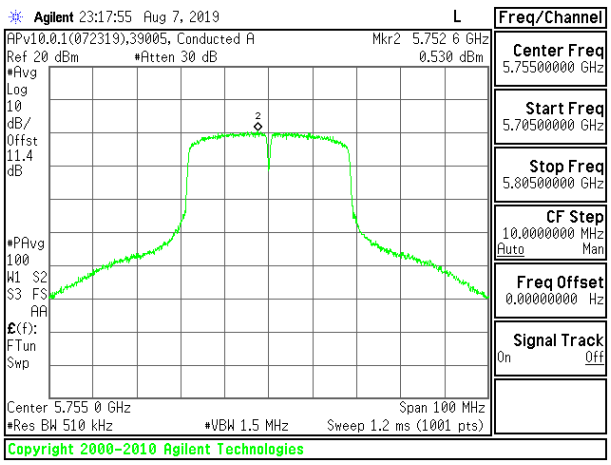

LOW CHANNEL CHAIN 0

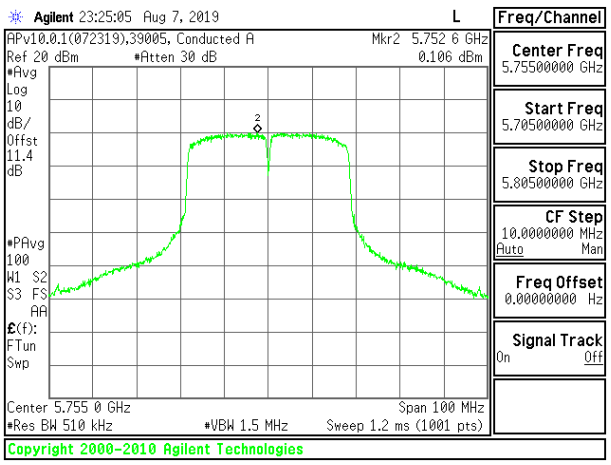

LOW CHANNEL CHAIN 1

HIGH CHANNEL

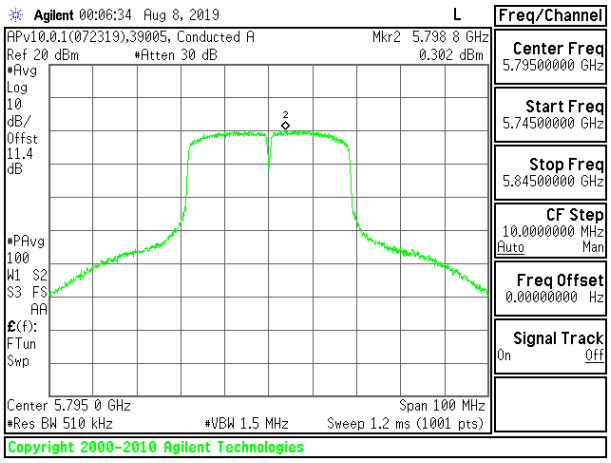

HIGH CHANNEL CHAIN 0

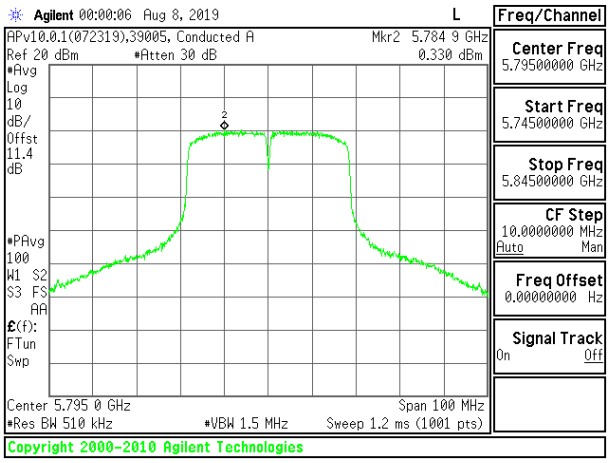

HIGH CHANNEL CHAIN 1

UL VERIFICATION SERVICES INC.
47173 Benicia Street, Fremont, CA 94538; USA TEL:(510) 319-4000 FAX:(510) 661-0888
This report shall not be reproduced except in full, without the written approval of UL Verification Services Inc.

2TX Antenna 1 + Antenna 2 CDD MODE (IC)

Antenna Gain and Limit

Channel	Frequency (MHz)	Directional Gain For Power (dBi)	Directional Gain For PSD (dBi)	Power Limit (dBm)	PSD Limit (dBm/ 500KHz)
Low	5755	6.23	8.99	29.77	27.01
High	5795	6.23	8.99	29.77	27.01

Duty Cycle CF (dB)	0.44	**Included in Calculations of Corr'd Power & PSD**

Output Power Results

Channel	Frequency (MHz)	Chain 0 Meas Power (dBm)	Chain 1 Meas Power (dBm)	Total Corr'd Power (dBm)	Power Limit (dBm)	Power Margin (dB)
Low	5755	16.02	16.03	19.04	29.77	-10.73
High	5795	16.01	16.09	19.06	29.77	-10.71

PSD Results

Channel	Frequency (MHz)	Chain 0 Meas PSD (dBm/ 500KHz)	Chain 1 Meas PSD (dBm/ 500KHz)	Total Corr'd PSD (dBm/ 500KHz)	PSD Limit (dBm/ 500KHz)	PSD Margin (dB)
Low	5755	0.53	0.11	3.77	27.01	-23.24
High	5795	0.30	0.33	3.77	27.01	-23.24

UL VERIFICATION SERVICES INC.
47173 Benicia Street, Fremont, CA 94538; USA TEL:(510) 319-4000 FAX:(510) 661-0888
This report shall not be reproduced except in full, without the written approval of UL Verification Services Inc.

LOW CHANNEL

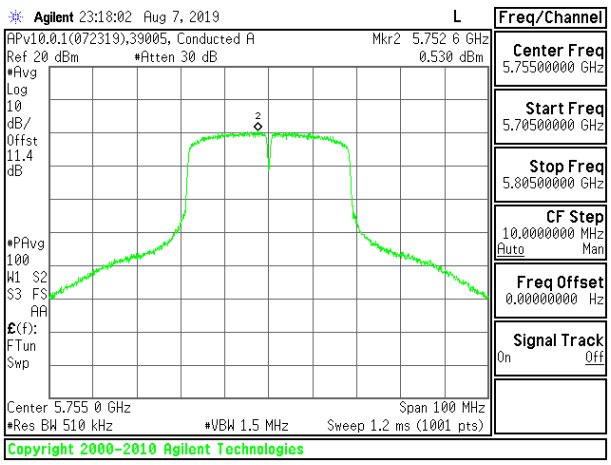

LOW CHANNEL CHAIN 0

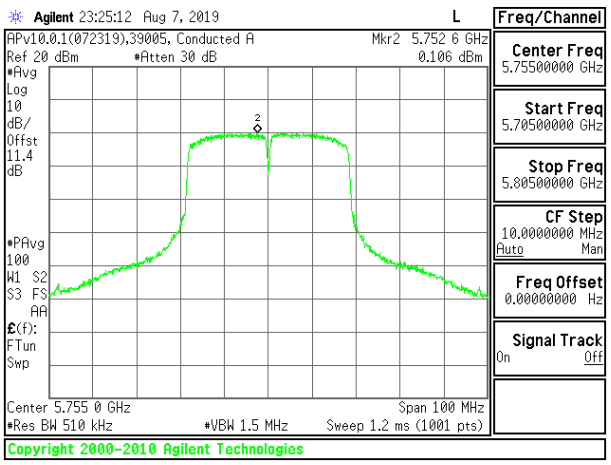

LOW CHANNEL CHAIN 1

HIGH CHANNEL

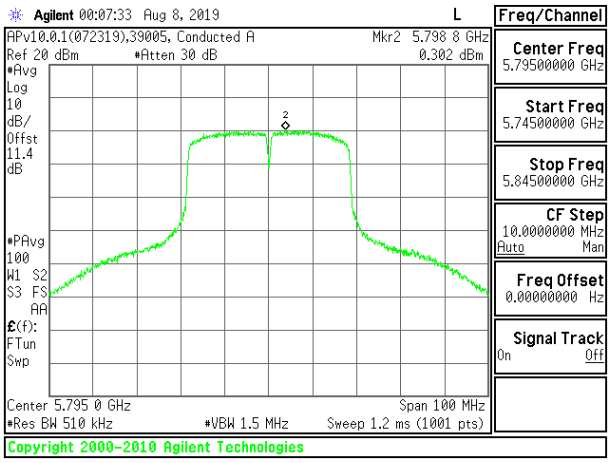

HIGH CHANNEL CHAIN 0

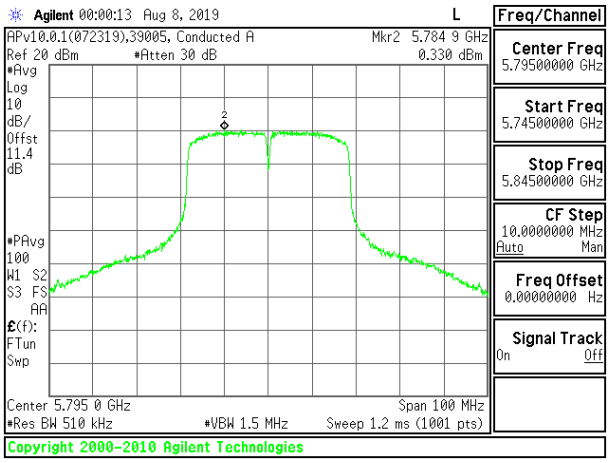

HIGH CHANNEL CHAIN 1

UL VERIFICATION SERVICES INC.
47173 Benicia Street, Fremont, CA 94538; USA TEL:(510) 319-4000 FAX:(510) 661-0888
This report shall not be reproduced except in full, without the written approval of UL Verification Services Inc.

8.5.16. 802.11ac VHT80 MODE IN THE 5.8 GHz BAND

2TX Antenna 1 + Antenna 2 CDD MODE (FCC)

Antenna Gain and Limit

Channel	Frequency (MHz)	Directional Gain For Power (dBi)	Directional Gain For PSD (dBi)	Power Limit (dBm)	PSD Limit (dBm/ 500KHz)
Mid	5755	6.23	8.99	29.77	27.01

Duty Cycle CF (dB)	0.82	Included in Calculations of Corr'd Power & PSD

Output Power Results

Channel	Frequency (MHz)	Chain 0 Meas Power (dBm)	Chain 1 Meas Power (dBm)	Total Corr'd Power (dBm)	Power Limit (dBm)	Power Margin (dB)
Mid	5755	16.37	16.44	19.42	29.77	-10.35

PSD Results

Channel	Frequency (MHz)	Chain 0 Meas PSD (dBm/ 500KHz)	Chain 1 Meas PSD (dBm/ 500KHz)	Total Corr'd PSD (dBm/ 500KHz)	PSD Limit (dBm/ 500KHz)	PSD Margin (dB)
Mid	5775	-2.37	-2.58	1.35	27.01	-25.66

MID CHANNEL

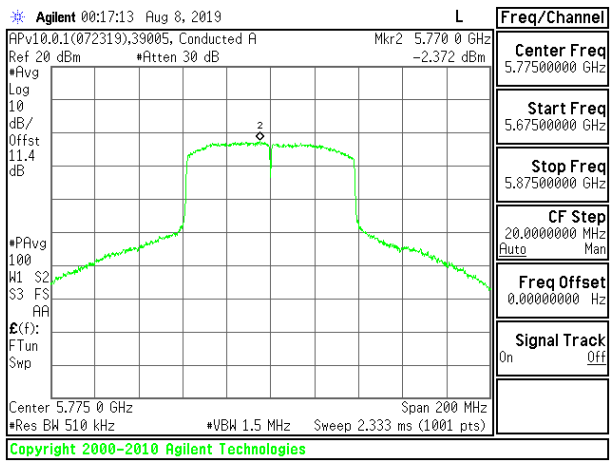

MID CHANNEL CHAIN 0

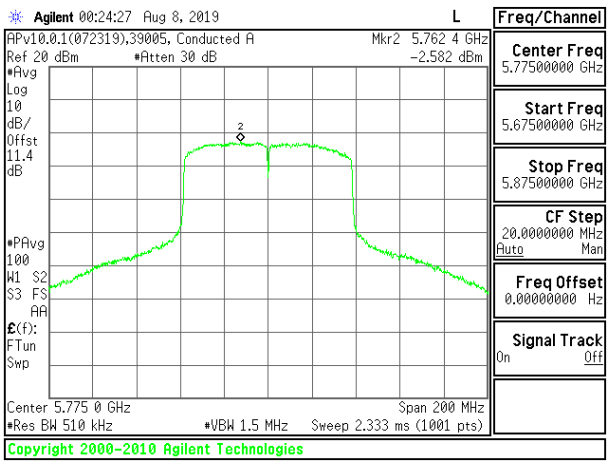

MID CHANNEL CHAIN 1

UL VERIFICATION SERVICES INC.
47173 Benicia Street, Fremont, CA 94538; USA TEL:(510) 319-4000 FAX:(510) 661-0888
This report shall not be reproduced except in full, without the written approval of UL Verification Services Inc.

2TX Antenna 1 + Antenna 2 CDD MODE (IC)

Antenna Gain and Limit

Channel	Frequency (MHz)	Directional Gain For Power (dBi)	Directional Gain For PSD (dBi)	Power Limit (dBm)	PSD Limit (dBm/ 500KHz)
Mid	5755	6.23	8.99	29.77	27.01

Duty Cycle CF (dB)	0.82	Included in Calculations of Corr'd Power & PSD

Output Power Results

Channel	Frequency (MHz)	Chain 0 Meas Power (dBm)	Chain 1 Meas Power (dBm)	Total Corr'd Power (dBm)	Power Limit (dBm)	Power Margin (dB)
Mid	5755	16.37	16.44	19.42	29.77	-10.35

PSD Results

Channel	Frequency (MHz)	Chain 0 Meas PSD (dBm/ 500KHz)	Chain 1 Meas PSD (dBm/ 500KHz)	Total Corr'd PSD (dBm/ 500KHz)	PSD Limit (dBm/ 500KHz)	PSD Margin (dB)
Mid	5775	-2.37	-2.58	1.35	27.01	-25.66

MID CHANNEL

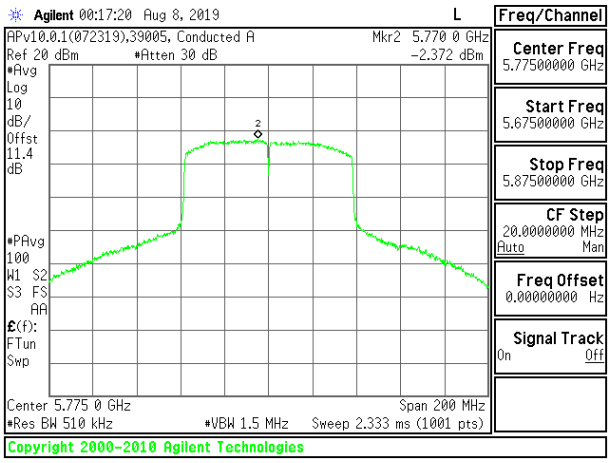

MID CHANNEL CHAIN 0

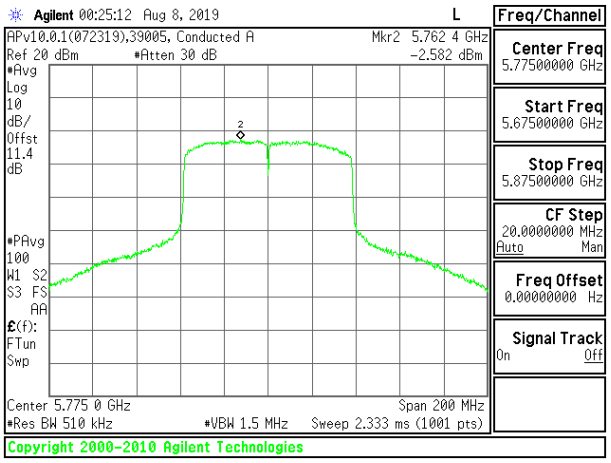

MID CHANNEL CHAIN 1

UL VERIFICATION SERVICES INC.
47173 Benicia Street, Fremont, CA 94538; USA TEL:(510) 319-4000 FAX:(510) 661-0888
This report shall not be reproduced except in full, without the written approval of UL Verification Services Inc.

9. RADIATED TEST RESULTS

LIMITS

FCC §15.205 and §15.209 -Restriced bands

FCC §15.407(b)(1-3) -Un-Restriced bands

After January 01, 2019 for Outside of the Restricted Bands Emissions

RSS 247 Issue 2 Sections
6.2.1.2 (for 5150-5250 MHz band)
6.2.2.2 (for 5250-5350 MHz band)
6.2.3.2 (for 5470-5600 MHz and 5650-5725 MHz bands)
6.2.4.2 (for 5725-5850 MHz band)

NCC LP0002 §2.7 and §2.8

Frequency Range (MHz)	Field Strength Limit (uV/m) at 3 m	Field Strength Limit (dBuV/m) at 3 m
30 - 88	100	40
88 - 216	150	43.5
216 - 960	200	46
Above 960	500	54

TEST PROCEDURE

The EUT is placed on a non-conducting table 80 cm above the ground plane for measurement below 1GHz; 1.5 m above the ground plane for measurement above 1GHz. The antenna to EUT distance is 3 meters. The EUT is configured in accordance with ANSI C63.10. The EUT is set to transmit in a continuous mode.

For measurements below 1 GHz the resolution bandwidth is set to 100 kHz for peak detection measurements or 120 kHz for quasi-peak detection measurements. Peak detection is used unless otherwise noted as quasi-peak.

For pre-scans above 1 GHz the resolution bandwidth is set to 1 MHz; the video bandwidth is set to 30 KHz for peak measurements.

For final measurements above 1 GHz the resolution bandwidth is set to 1 MHz; the video bandwidth is set to 3 MHz for peak measurements and as applicable for average measurements.

The spectrum from 30 MHz to 1GHz and 18GHz to 40 GHz is investigated with the transmitter set to transmit at the channel with highest output power as worst-case scenario. 1GHz to 18GHz was set to the lowest, middle, and highest channels in the 5 GHz bands.

The frequency range of interest is monitored at a fixed antenna height and EUT azimuth. The EUT is rotated through 360 degrees to maximize emissions received. The antenna is scanned from 1 to 4 meters above the ground plane to further maximize the emission. Measurements are made with the antenna polarized in both the vertical and the horizontal positions.

UL VERIFICATION SERVICES INC.
47173 Benicia Street, Fremont, CA 94538; USA TEL:(510) 319-4000 FAX:(510) 661-0888
This report shall not be reproduced except in full, without the written approval of UL Verification Services Inc.

2D antenna use - For below 30MHz testing, investigation was done on three antenna orientations (parallel, perpendicular, and ground-parallel), parallel and perpendicular are the worst orientations, therefore testing was performed on these two orientations only.

KDB 414788 Open Field Site(OFS) and Chamber Correlation Justification

Base on FCC 15.31 (f) (2): measurements may be performed at a distance closer than that specified in the regulations; however, an attempt should be made to avoid making measurements in the near field.

OFS and chamber correlation testing had been performed and chamber measured test result is the worst case test result.

UL VERIFICATION SERVICES INC.
47173 Benicia Street, Fremont, CA 94538; USA TEL:(510) 319-4000 FAX:(510) 661-0888
This report shall not be reproduced except in full, without the written approval of UL Verification Services Inc.

9.1. TRANSMITTER ABOVE 1 GHz

9.1.1. TX ABOVE 1 GHz 802.11a MODE IN THE 5.2 GHz BAND

2TX Antenna 1 + Antenna 2 CDD MODE

BANDEDGE (LOW CHANNEL)

HORIZONTAL RESULT

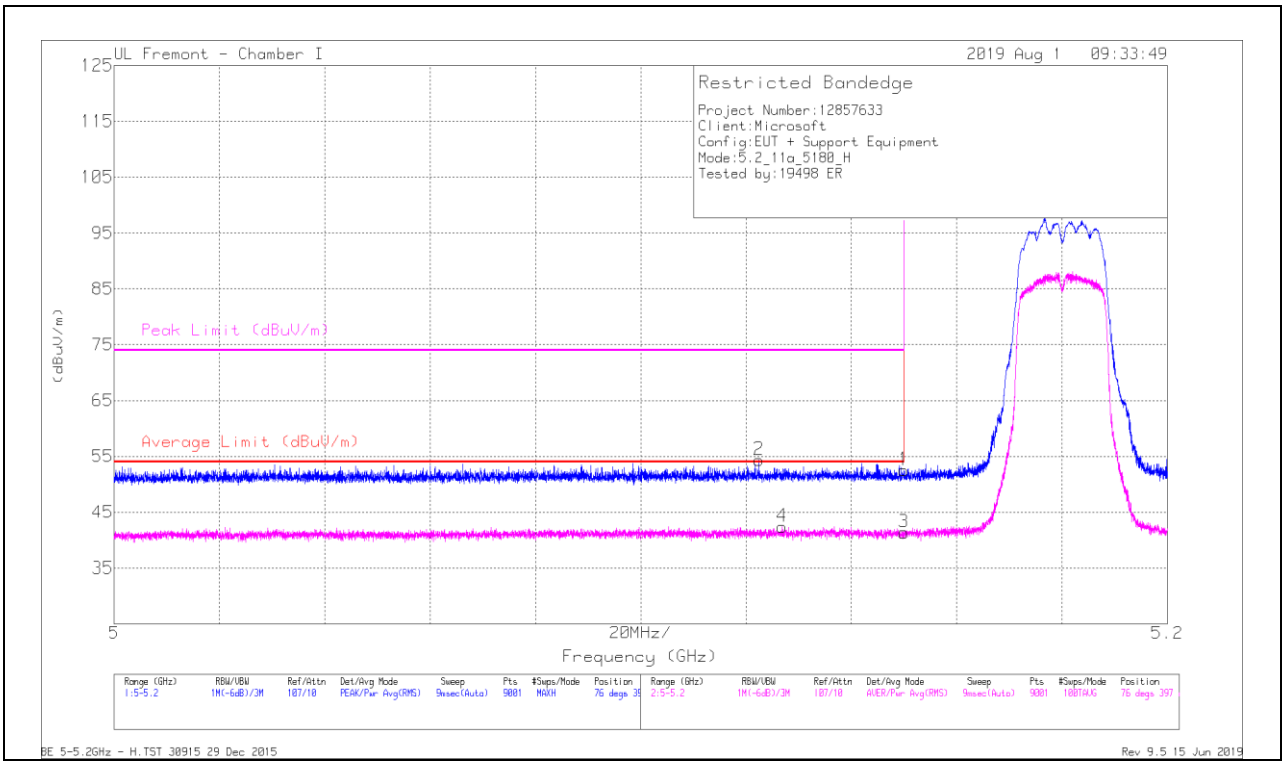

Marker	Frequency (GHz)	Meter Reading (dBuV)	Det	AF T862 (dB/m)	Amp/Cbl/Fltr/Pad (dB)	DC Corr (dB)	Corrected Reading (dBuV/m)	Average Limit (dBuV/m)	Margin (dB)	Peak Limit (dBuV/m)	PK Margin (dB)	Azimuth (Degs)	Height (cm)	Polarity
1	5.15	37.15	Pk	34.4	-19	0	52.55	-	-	74	-21.45	76	397	H
2	5.12247	38.86	Pk	34.4	-18.9	0	54.36	-	-	74	-19.64	76	397	H
3	5.15	25.75	RMS	34.4	-19	.22	41.37	54	-12.63	-	-	76	397	H
4	5.12689	26.69	RMS	34.4	-18.9	.22	42.41	54	-11.59	-	-	76	397	H

Pk - Peak detector
RMS - RMS detection

UL VERIFICATION SERVICES INC.
47173 Benicia Street, Fremont, CA 94538; USA TEL:(510) 319-4000 FAX:(510) 661-0888
This report shall not be reproduced except in full, without the written approval of UL Verification Services Inc.

VERTICAL RESULT

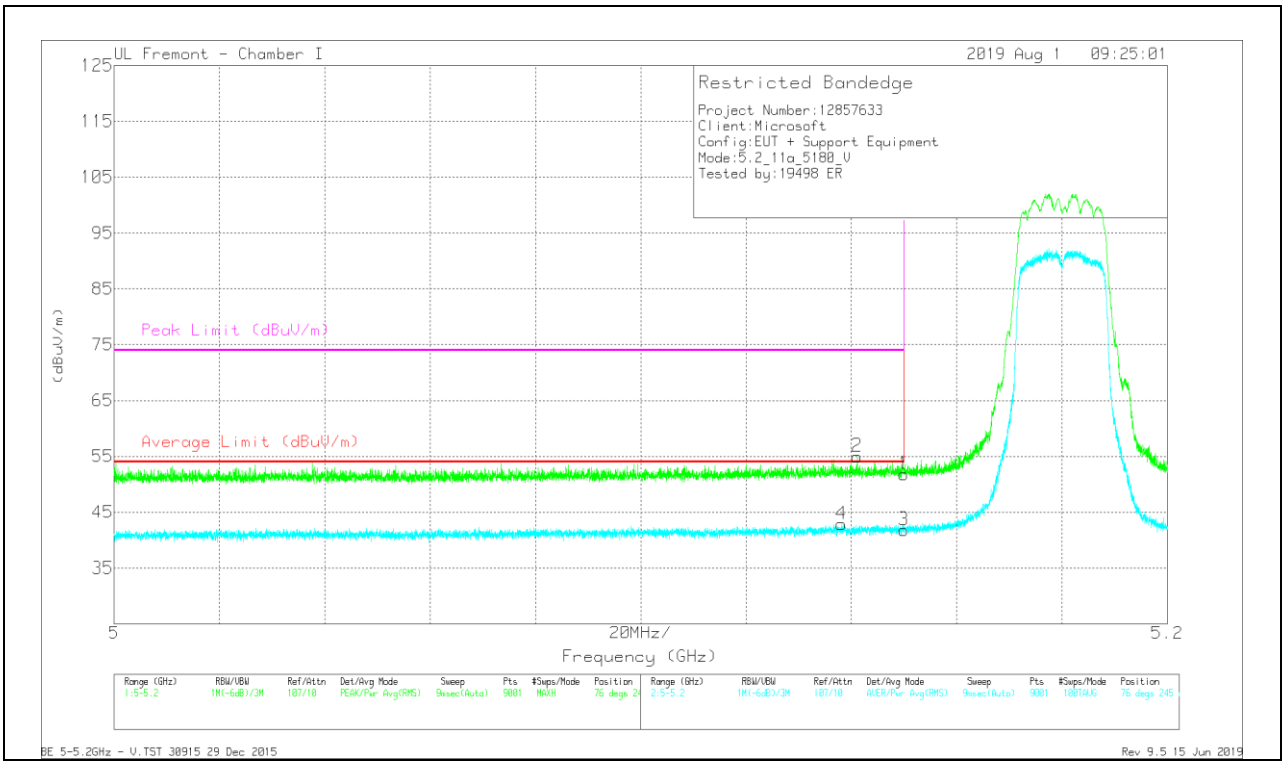

Marker	Frequency (GHz)	Meter Reading (dBuV)	Det	AF T862 (dB/m)	Amp/Cbl/Fltr/Pad (dB)	DC Corr (dB)	Corrected Reading (dBuV/m)	Average Limit (dBuV/m)	Margin (dB)	Peak Limit (dBuV/m)	PK Margin (dB)	Azimuth (Degs)	Height (cm)	Polarity
1	5.15	36.41	Pk	34.4	-19	0	51.81	-	-	74	-22.19	76	245	V
2	5.14109	39.58	Pk	34.4	-19	0	54.98	-	-	74	-19.02	76	245	V
3	5.15	26.18	RMS	34.4	-19	.22	41.8	54	-12.2	-	-	76	245	V
4	5.13811	27.14	RMS	34.5	-19	.22	42.86	54	-11.14	-	-	76	245	V

Pk - Peak detector
RMS - RMS detection

UL VERIFICATION SERVICES INC.
47173 Benicia Street, Fremont, CA 94538; USA TEL:(510) 319-4000 FAX:(510) 661-0888
This report shall not be reproduced except in full, without the written approval of UL Verification Services Inc.

HARMONICS AND SPURIOUS EMISSIONS

LOW CHANNEL RESULTS

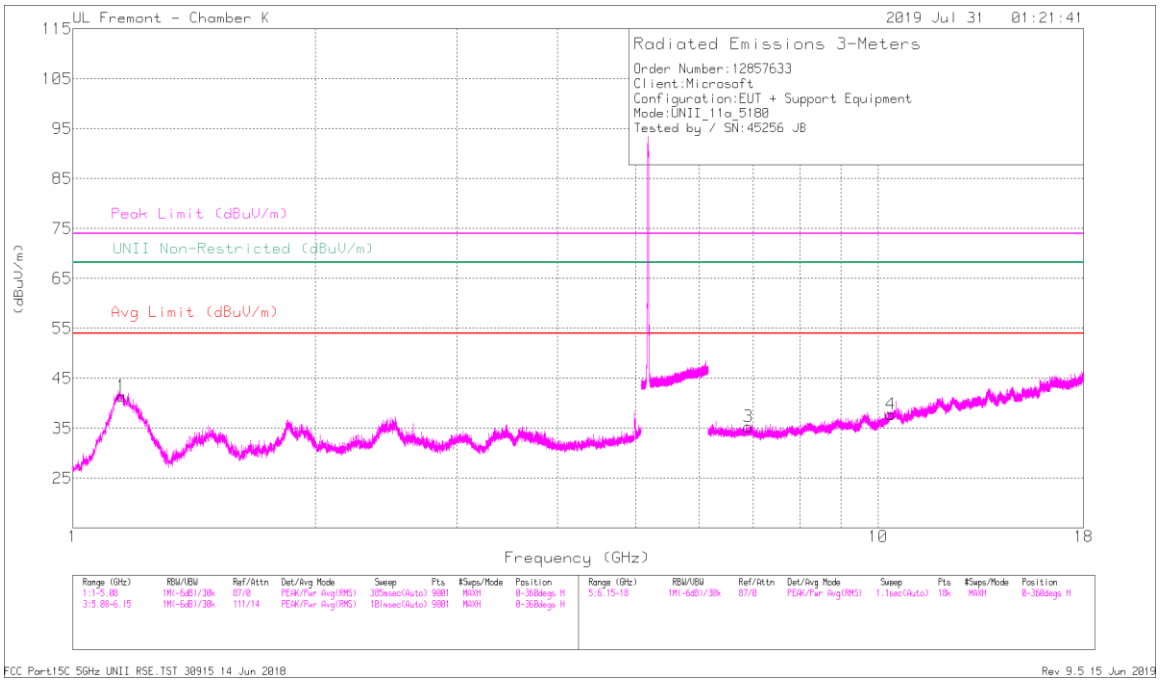

HORIZONTAL

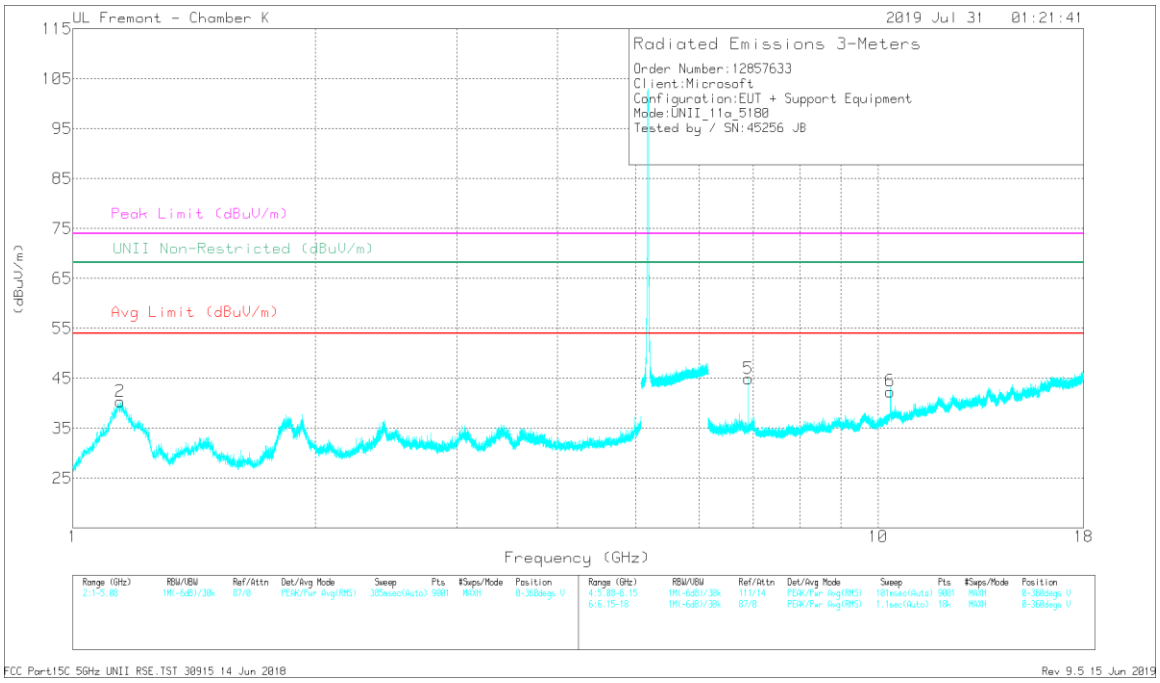

VERTICAL

UL VERIFICATION SERVICES INC.
47173 Benicia Street, Fremont, CA 94538; USA TEL:(510) 319-4000 FAX:(510) 661-0888
This report shall not be reproduced except in full, without the written approval of UL Verification Services Inc.

RADIATED EMISSIONS

Marker	Frequency (GHz)	Meter Reading (dBuV)	Det	AF EMC4294 (dB/m)	Amp/Cbl/Fltr/Pad (dB)	DC Corr (dB)	Corrected Reading (dBuV/m)	Avg Limit (dBuV/m)	Margin (dB)	Peak Limit (dBuV/m)	PK Margin (dB)	UNII Non-Restricted (dBuV/m)	PK Margin (dB)	Azimuth (Degs)	Height (cm)	Polarity
1	* 1.1498	59.59	PK-U	27.6	-35.1	0	52.09	-	-	74	-21.91	-	-	246	141	H
	* 1.14802	50.69	ADR	27.6	-35.1	.22	43.41	54	-10.59	-	-	-	-	246	141	H
2	* 1.14374	56.93	PK-U	27.6	-35.1	0	49.43	-	-	74	-24.57	-	-	47	279	V
	* 1.14408	47.56	ADR	27.6	-35.1	.22	40.28	54	-13.72	-	-	-	-	47	279	V
3	6.90671	35.68	PK-U	35.7	-26.6	0	44.78	-	-	-	-	68.2	-23.42	299	343	H
4	10.37389	30.8	PK-U	37.5	-23.1	0	45.2	-	-	-	-	68.2	-23	223	118	H
5	6.90669	38.88	PK-U	35.7	-26.6	0	47.98	-	-	-	-	68.2	-20.22	333	232	V
6	10.35357	36.17	PK-U	37.5	-23.1	0	50.57	-	-	-	-	68.2	-17.63	349	235	V

* - indicates frequency in CFR47 Pt 15 / IC RSS-Restricted Band
PK-U - U-NII: Maximum Peak
ADR - U-NII AD primary method, RMS average

UL VERIFICATION SERVICES INC.
47173 Benicia Street, Fremont, CA 94538; USA TEL:(510) 319-4000 FAX:(510) 661-0888
This report shall not be reproduced except in full, without the written approval of UL Verification Services Inc.

MID CHANNEL RESULTS

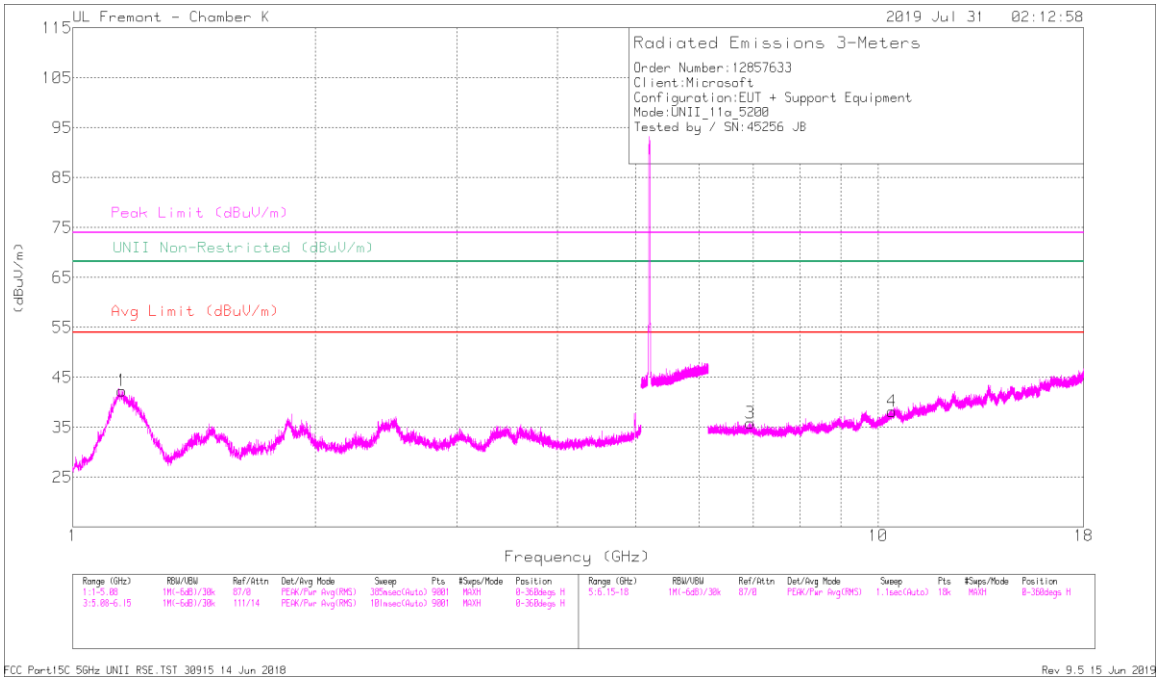

HORIZONTAL

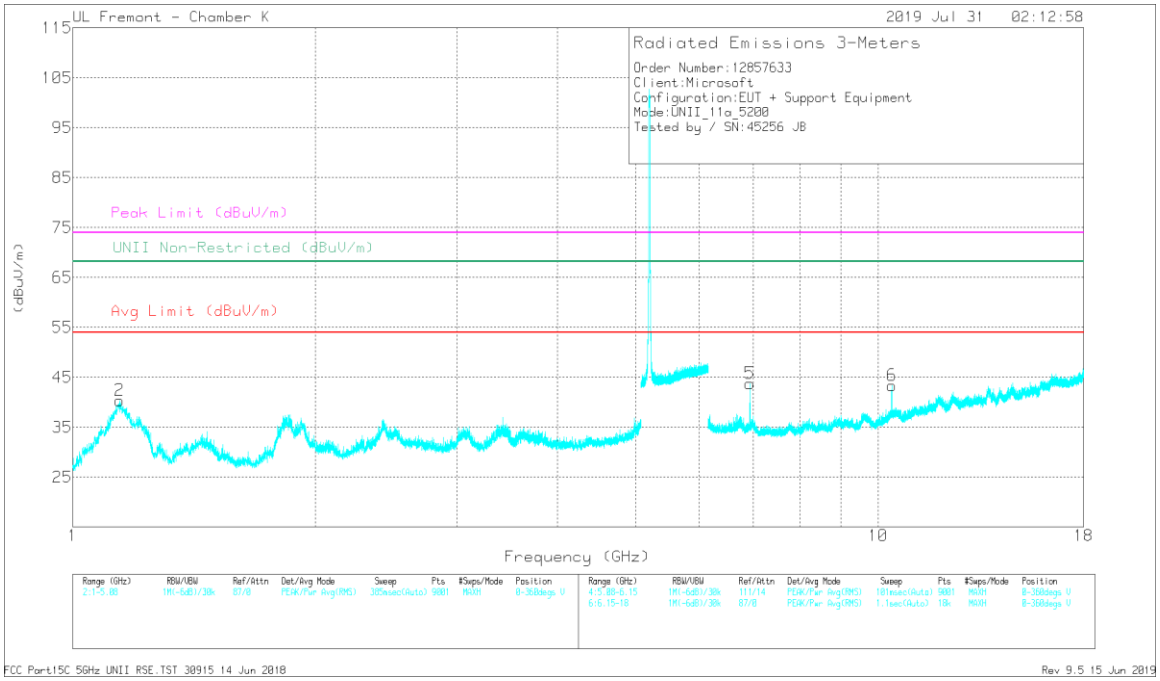

VERTICAL

UL VERIFICATION SERVICES INC.
47173 Benicia Street, Fremont, CA 94538; USA TEL:(510) 319-4000 FAX:(510) 661-0888
This report shall not be reproduced except in full, without the written approval of UL Verification Services Inc.

RADIATED EMISSIONS

Marker	Frequency (GHz)	Meter Reading (dBuV)	Det	AF EMC4294 (dB/m)	Amp/Cbl/Fltr/Pad (dB)	DC Corr (dB)	Corrected Reading (dBuV/m)	Avg Limit (dBuV/m)	Margin (dB)	Peak Limit (dBuV/m)	PK Margin (dB)	UNII Non-Restricted (dBuV/m)	PK Margin (dB)	Azimuth (Degs)	Height (cm)	Polarity
1	* 1.14851	59.88	PK-U	27.6	-35.1	0	52.38	-	-	74	-21.62	-	-	243	140	H
	* 1.14886	51.02	ADR	27.6	-35.1	.22	43.74	54	-10.26	-	-	-	-	243	140	H
2	* 1.1442	57.75	PK-U	27.6	-35.1	0	50.25	-	-	74	-23.75	-	-	47	279	V
	* 1.14171	47.4	ADR	27.6	-35.1	.22	40.12	54	-13.88	-	-	-	-	47	279	V
3	6.93979	33.41	PK-U	35.7	-26.4	0	42.71	-	-	-	-	68.2	-25.49	249	211	H
4	10.40874	32.38	PK-U	37.5	-22.8	0	47.08	-	-	-	-	68.2	-21.12	337	330	H
5	6.93337	37.55	PK-U	35.8	-26.4	0	46.95	-	-	-	-	68.2	-21.25	292	190	V
6	10.40281	36.3	PK-U	37.6	-22.8	0	51.1	-	-	-	-	68.2	-17.1	340	216	V

* - indicates frequency in CFR47 Pt 15 / IC RSS-Restricted Band
PK-U - U-NII: Maximum Peak
ADR - U-NII AD primary method, RMS average

UL VERIFICATION SERVICES INC.
47173 Benicia Street, Fremont, CA 94538; USA TEL:(510) 319-4000 FAX:(510) 661-0888
This report shall not be reproduced except in full, without the written approval of UL Verification Services Inc.

HIGH CHANNEL RESULTS

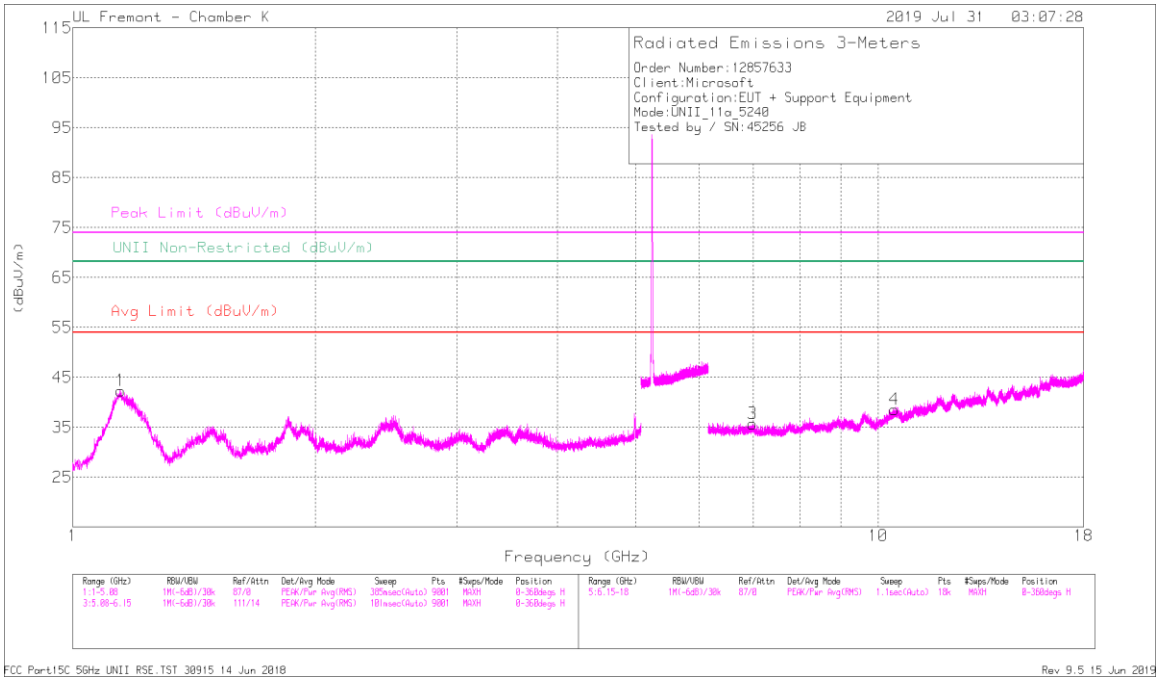

HORIZONTAL

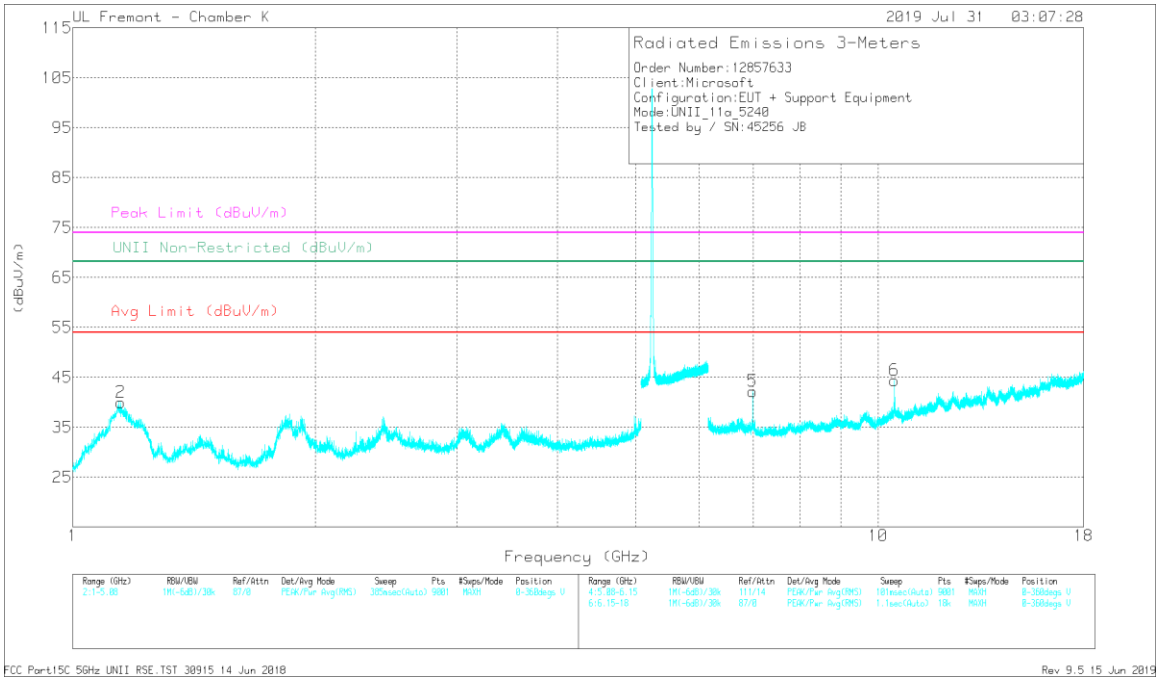

VERTICAL

UL VERIFICATION SERVICES INC.
47173 Benicia Street, Fremont, CA 94538; USA TEL:(510) 319-4000 FAX:(510) 661-0888
This report shall not be reproduced except in full, without the written approval of UL Verification Services Inc.

RADIATED EMISSIONS

Marker	Frequency (GHz)	Meter Reading (dBuV)	Det	AF EMC4294 (dB/m)	Amp/Cbl/Fltr/Pad (dB)	DC Corr (dB)	Corrected Reading (dBuV/m)	Avg Limit (dBuV/m)	Margin (dB)	Peak Limit (dBuV/m)	PK Margin (dB)	UNII Non-Restricted (dBuV/m)	PK Margin (dB)	Azimuth (Degs)	Height (cm)	Polarity
1	* 1.1451	59.8	PK-U	27.6	-35.1	0	52.3	-	-	74	-21.7	-	-	245	189	H
	* 1.14675	50.1	ADR	27.6	-35.1	.22	42.82	54	-11.18	-	-	-	-	245	189	H
2	* 1.14461	56.1	PK-U	27.6	-35.1	0	48.6	-	-	74	-25.4	-	-	49	275	V
	* 1.14581	47.54	ADR	27.6	-35.1	.22	40.26	54	-13.74	-	-	-	-	49	275	V
3	6.98669	34.65	PK-U	35.8	-26.6	0	43.85	-	-	-	-	68.2	-24.35	250	383	H
4	10.47733	32.04	PK-U	37.6	-22.9	0	46.74	-	-	-	-	68.2	-21.46	32	400	H
5	6.98631	34.06	PK-U	35.8	-26.6	0	43.26	-	-	-	-	68.2	-24.94	111	111	V
6	10.47834	39.14	PK-U	37.7	-22.9	0	53.94	-	-	-	-	68.2	-14.26	340	233	V

* - indicates frequency in CFR47 Pt 15 / IC RSS-Restricted Band
PK-U - U-NII: Maximum Peak
ADR - U-NII AD primary method, RMS average

UL VERIFICATION SERVICES INC.
47173 Benicia Street, Fremont, CA 94538; USA TEL:(510) 319-4000 FAX:(510) 661-0888
This report shall not be reproduced except in full, without the written approval of UL Verification Services Inc.

9.1.2. TX ABOVE 1 GHz 802.11n HT20 MODE IN THE 5.2 GHz BAND

2TX Antenna 1 + Antenna 2 CDD MODE

BANDEDGE (LOW CHANNEL)

HORIZONTAL RESULT

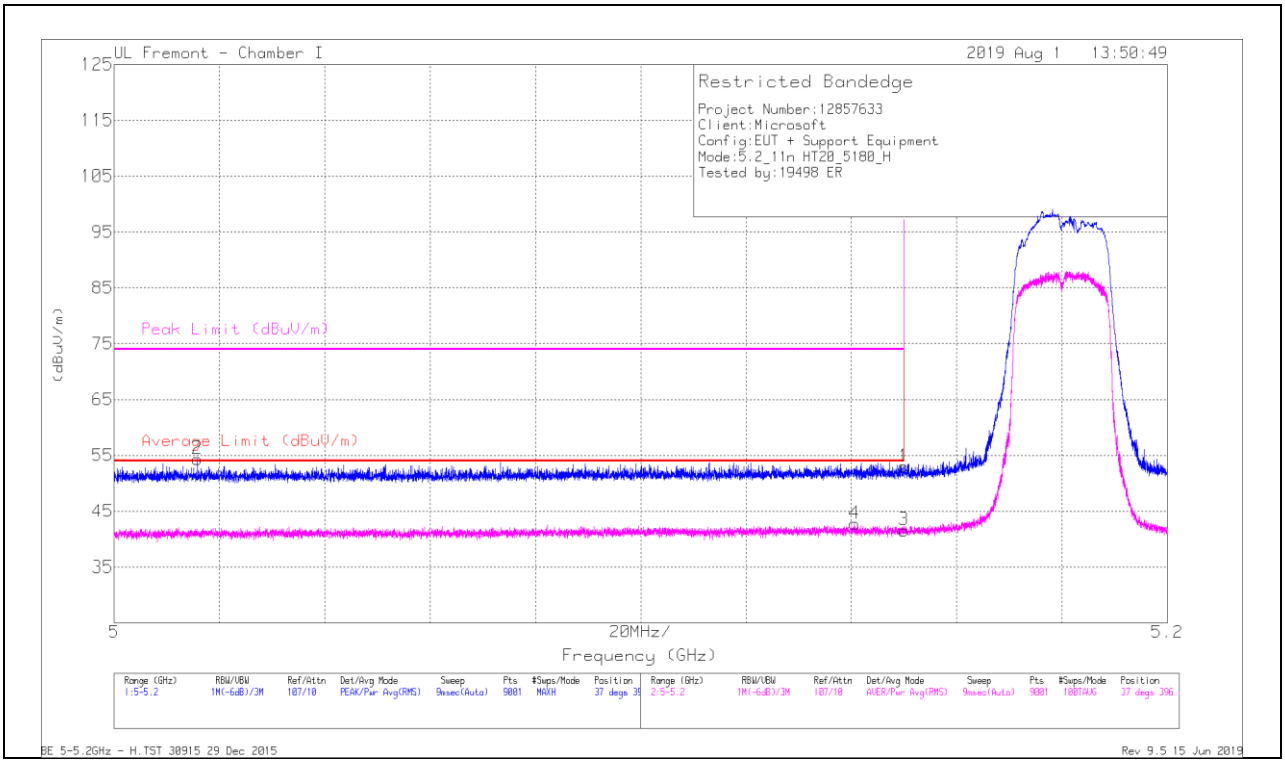

Marker	Frequency (GHz)	Meter Reading (dBuV)	Det	AF T862 (dB/m)	Amp/Cbl/Fltr/Pad (dB)	DC Corr (dB)	Corrected Reading (dBuV/m)	Average Limit (dBuV/m)	Margin (dB)	Peak Limit (dBuV/m)	PK Margin (dB)	Azimuth (Degs)	Height (cm)	Polarity
1	5.15	37.6	Pk	34.4	-19	0	53	-	-	74	-21	37	396	H
2	5.01584	38.98	Pk	34.3	-18.9	0	54.38	-	-	74	-19.62	37	396	H
3	5.15	25.97	RMS	34.4	-19	.24	41.61	54	-12.39	-	-	37	396	H
4	5.1406	27.1	RMS	34.4	-19	.24	42.74	54	-11.26	-	-	37	396	H

Pk - Peak detector
RMS - RMS detection

UL VERIFICATION SERVICES INC.
47173 Benicia Street, Fremont, CA 94538; USA TEL:(510) 319-4000 FAX:(510) 661-0888
This report shall not be reproduced except in full, without the written approval of UL Verification Services Inc.

VERTICAL RESULT

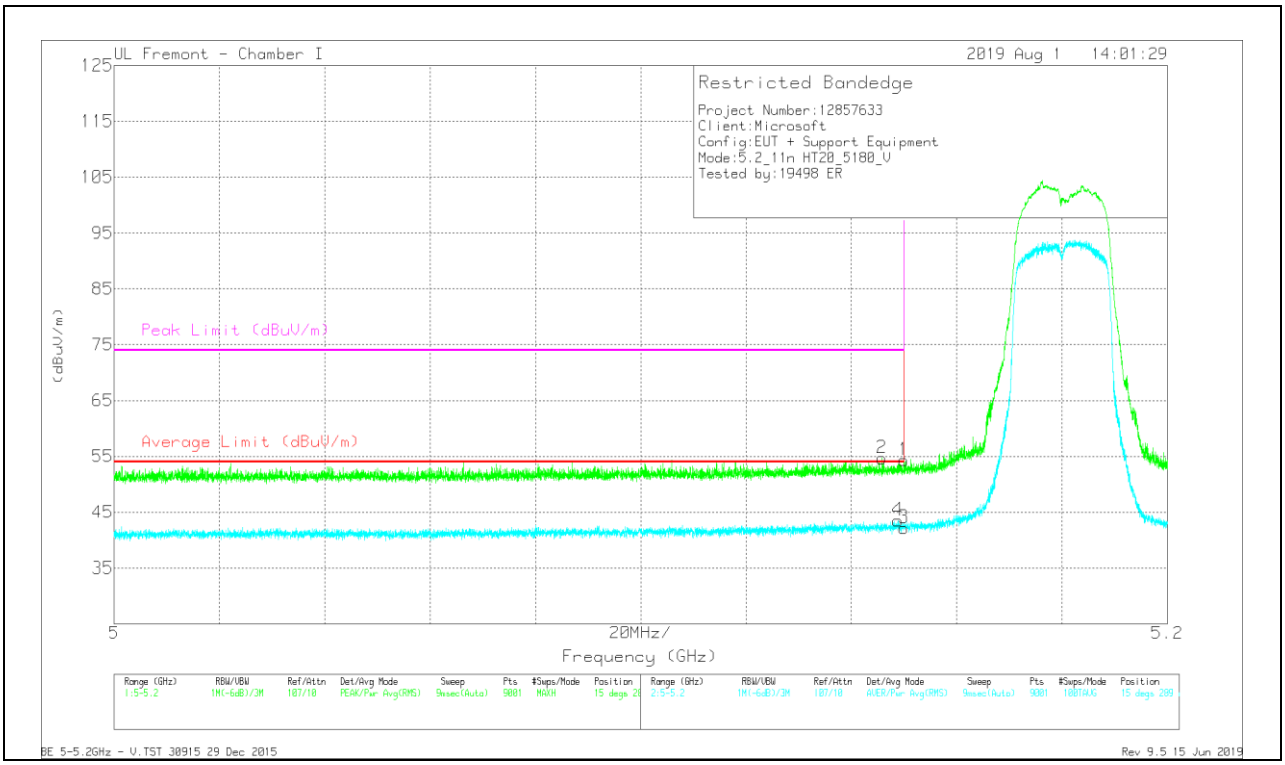

Marker	Frequency (GHz)	Meter Reading (dBuV)	Det	AF T862 (dB/m)	Amp/Cbl/Fltr/Pad (dB)	DC Corr (dB)	Corrected Reading (dBuV/m)	Average Limit (dBuV/m)	Margin (dB)	Peak Limit (dBuV/m)	PK Margin (dB)	Azimuth (Degs)	Height (cm)	Polarity
1	5.15	38.91	Pk	34.4	-19	0	54.31	-	-	74	-19.69	15	289	V
2	5.1458	39.47	Pk	34.3	-19.1	0	54.67	-	-	74	-19.33	15	289	V
3	5.15	26.55	RMS	34.4	-19	.24	42.19	54	-11.81	-	-	15	289	V
4	5.14882	27.89	RMS	34.4	-19	.24	43.53	54	-10.47	-	-	15	289	V

Pk - Peak detector
RMS - RMS detection

UL VERIFICATION SERVICES INC.
47173 Benicia Street, Fremont, CA 94538; USA TEL:(510) 319-4000 FAX:(510) 661-0888
This report shall not be reproduced except in full, without the written approval of UL Verification Services Inc.

HARMONICS AND SPURIOUS EMISSIONS

LOW CHANNEL RESULTS

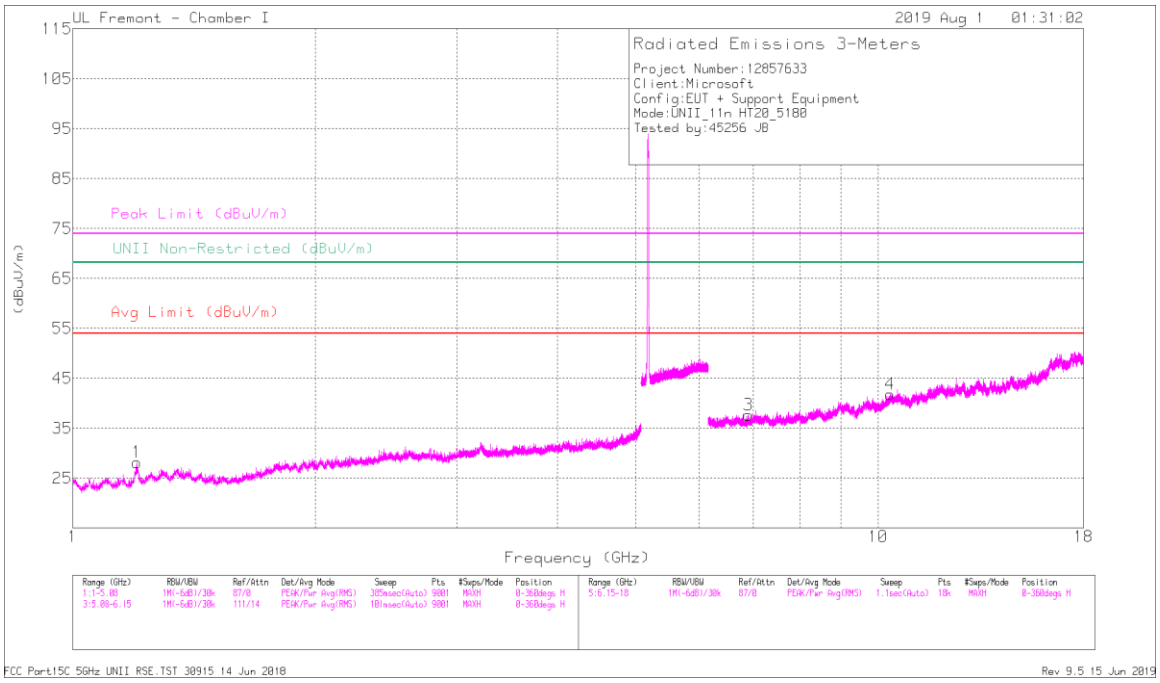

HORIZONTAL

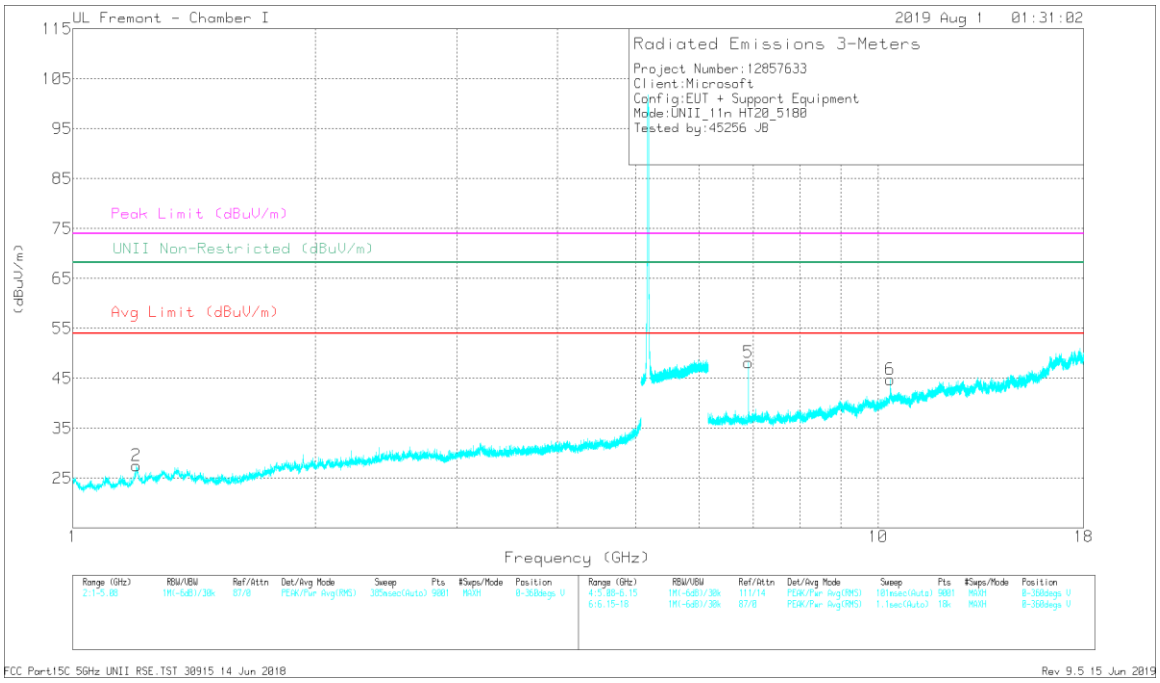

VERTICAL

UL VERIFICATION SERVICES INC.
47173 Benicia Street, Fremont, CA 94538; USA TEL:(510) 319-4000 FAX:(510) 661-0888
This report shall not be reproduced except in full, without the written approval of UL Verification Services Inc.

RADIATED EMISSIONS

Marker	Frequency (GHz)	Meter Reading (dBuV)	Det	AF T862 (dB/m)	Amp/Cbl/Fltr/Pad (dB)	DC Corr (dB)	Corrected Reading (dBuV/m)	Avg Limit (dBuV/m)	Margin (dB)	Peak Limit (dBuV/m)	PK Margin (dB)	UNII Non-Restricted (dBuV/m)	PK Margin (dB)	Azimuth (Degs)	Height (cm)	Polarity
1	* 1.20129	40.14	PK-U	28.5	-34	0	34.64	-	-	74	-39.36	-	-	340	131	H
	* 1.20006	30.84	ADR	28.5	-34	.24	25.58	54	-28.42	-	-	-	-	340	131	H
2	* 1.19996	40.45	PK-U	28.5	-34	0	34.95	-	-	74	-39.05	-	-	87	261	V
	* 1.20001	32.11	ADR	28.5	-34	.24	26.85	54	-27.15	-	-	-	-	87	261	V
3	6.90656	32.6	PK-U	35.5	-21.5	0	46.6	-	-	-	-	68.2	-21.6	346	352	H
4	10.3526	28.03	PK-U	37.4	-16.6	0	48.83	-	-	-	-	68.2	-19.37	3	273	H
5	6.90673	34.9	PK-U	35.5	-21.5	0	48.9	-	-	-	-	68.2	-19.3	26	210	V
6	10.35439	31.1	PK-U	37.4	-16.6	0	51.9	-	-	-	-	68.2	-16.3	44	131	V

* - indicates frequency in CFR47 Pt 15 / IC RSS-Restricted Band
PK-U - U-NII: Maximum Peak
ADR - U-NII AD primary method, RMS average

UL VERIFICATION SERVICES INC.
47173 Benicia Street, Fremont, CA 94538; USA TEL:(510) 319-4000 FAX:(510) 661-0888
This report shall not be reproduced except in full, without the written approval of UL Verification Services Inc.

MID CHANNEL RESULTS

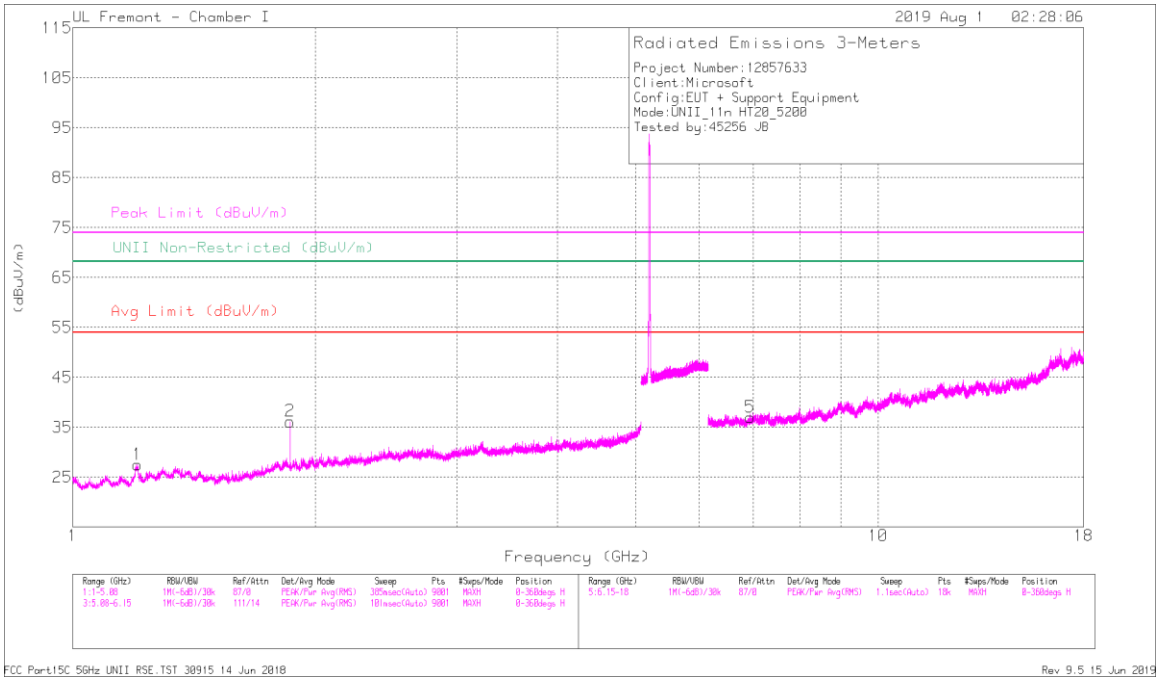

HORIZONTAL

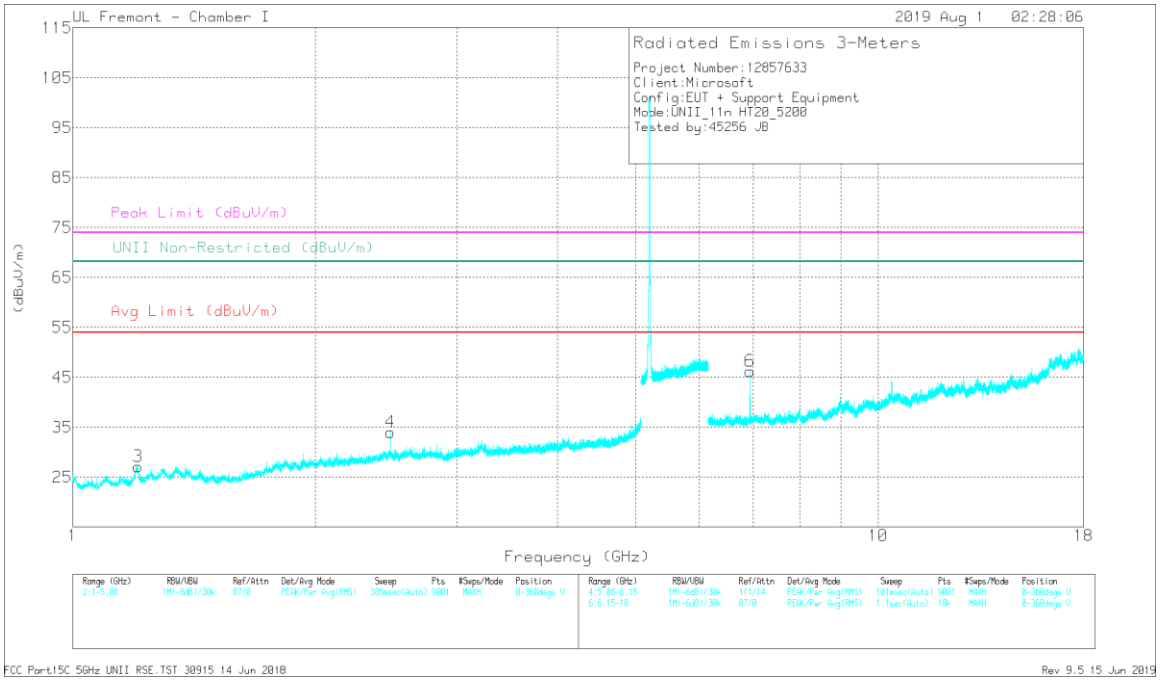

VERTICAL

UL VERIFICATION SERVICES INC.
47173 Benicia Street, Fremont, CA 94538; USA TEL:(510) 319-4000 FAX:(510) 661-0888
This report shall not be reproduced except in full, without the written approval of UL Verification Services Inc.

RADIATED EMISSIONS

Marker	Frequency (GHz)	Meter Reading (dBuV)	Det	AF T862 (dB/m)	Amp/Cbl/Fltr/Pad (dB)	DC Corr (dB)	Corrected Reading (dBuV/m)	Avg Limit (dBuV/m)	Margin (dB)	Peak Limit (dBuV/m)	PK Margin (dB)	UNII Non-Restricted (dBuV/m)	PK Margin (dB)	Azimuth (Degs)	Height (cm)	Polarity
1	* 1.20332	40.83	PK-U	28.5	-34	0	35.33	-	-	74	-38.67	-	-	340	174	H
	* 1.20446	30.72	ADR	28.5	-34	.24	25.46	54	-28.54	-	-	-	-	340	174	H
2	1.86003	37.55	PK-U	30.7	-32.6	0	35.65	-	-	-	-	68.2	-32.55	179	300	H
3	* 1.20345	39.96	PK-U	28.5	-34	0	34.46	-	-	74	-39.54	-	-	142	154	V
	* 1.20523	31.16	ADR	28.5	-34	.24	25.9	54	-28.1	-	-	-	-	142	154	V
4	2.47898	36.45	PK-U	32.3	-31.5	0	37.25	-	-	-	-	68.2	-30.95	153	349	V
5	6.94034	30.07	PK-U	35.6	-21.2	0	44.47	-	-	-	-	68.2	-23.73	292	181	H
6	6.93319	32.67	PK-U	35.7	-21.2	0	47.17	-	-	-	-	68.2	-21.03	51	234	V

* - indicates frequency in CFR47 Pt 15 / IC RSS-Restricted Band
PK-U - U-NII: Maximum Peak
ADR - U-NII AD primary method, RMS average

UL VERIFICATION SERVICES INC.
47173 Benicia Street, Fremont, CA 94538; USA TEL:(510) 319-4000 FAX:(510) 661-0888
This report shall not be reproduced except in full, without the written approval of UL Verification Services Inc.

HIGH CHANNEL RESULTS

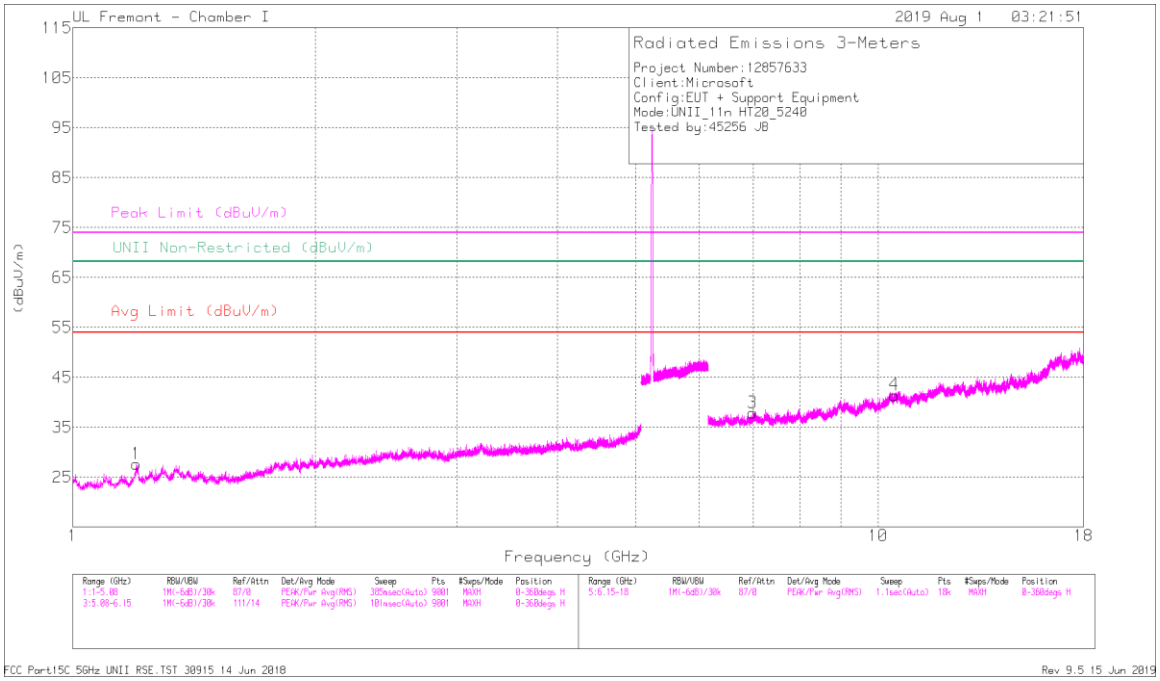

HORIZONTAL

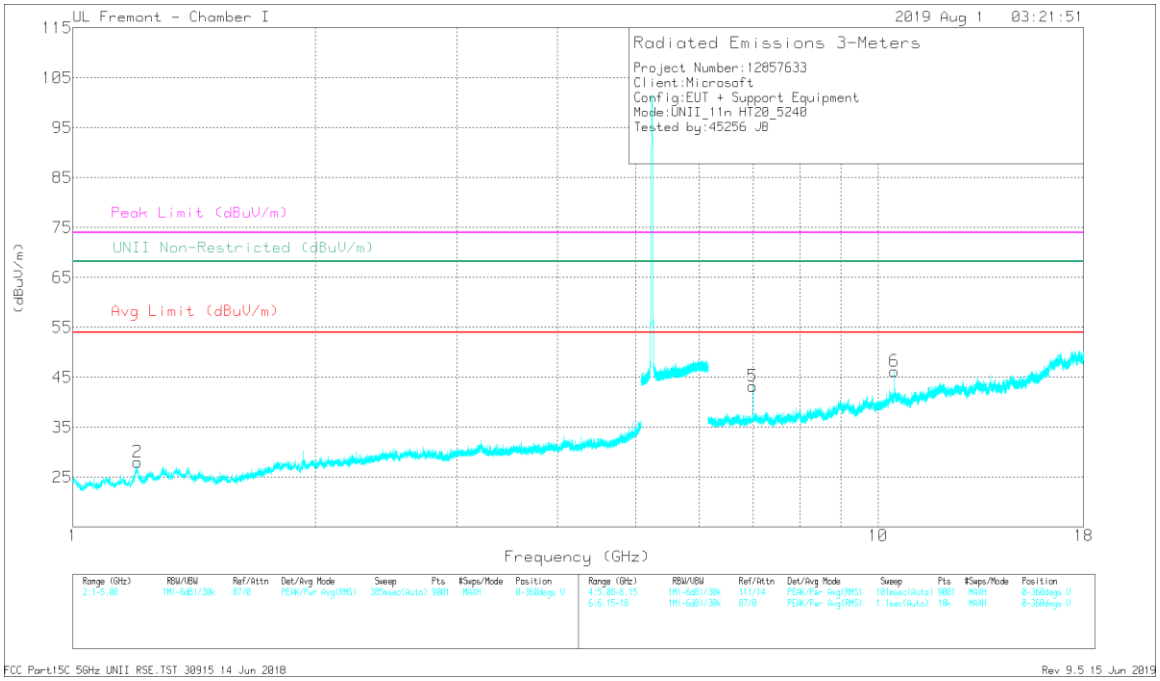

VERTICAL

UL VERIFICATION SERVICES INC.
47173 Benicia Street, Fremont, CA 94538; USA TEL:(510) 319-4000 FAX:(510) 661-0888
This report shall not be reproduced except in full, without the written approval of UL Verification Services Inc.

RADIATED EMISSIONS

Marker	Frequency (GHz)	Meter Reading (dBuV)	Det	AF T862 (dB/m)	Amp/Cbl/Fltr/Pad (dB)	DC Corr (dB)	Corrected Reading (dBuV/m)	Avg Limit (dBuV/m)	Margin (dB)	Peak Limit (dBuV/m)	PK Margin (dB)	UNII Non-Restricted (dBuV/m)	PK Margin (dB)	Azimuth (Degs)	Height (cm)	Polarity
1	* 1.20056	40.36	PK-U	28.5	-34	0	34.86	-	-	74	-39.14	-	-	14	143	H
	* 1.19855	31.32	ADR	28.5	-34	.24	26.06	54	-27.94	-	-	-	-	14	143	H
2	* 1.20434	40.02	PK-U	28.5	-34	0	34.52	-	-	74	-39.48	-	-	125	182	V
	* 1.20265	30.03	ADR	28.5	-34	.24	24.77	54	-29.23	-	-	-	-	125	182	V
3	6.98675	31.44	PK-U	35.6	-21	0	46.04	-	-	-	-	68.2	-22.16	106	310	H
4	10.47997	31.04	PK-U	37.7	-17.4	0	51.34	-	-	-	-	68.2	-16.86	31	393	H
5	6.98661	33.91	PK-U	35.6	-21	0	48.51	-	-	-	-	68.2	-19.69	7	197	V
6	10.47997	34.82	PK-U	37.7	-17.4	0	55.12	-	-	-	-	68.2	-13.08	31	237	V

* - indicates frequency in CFR47 Pt 15 / IC RSS-Restricted Band
PK-U - U-NII: Maximum Peak
ADR - U-NII AD primary method, RMS average

UL VERIFICATION SERVICES INC.
47173 Benicia Street, Fremont, CA 94538; USA TEL:(510) 319-4000 FAX:(510) 661-0888
This report shall not be reproduced except in full, without the written approval of UL Verification Services Inc.

9.1.3. TX ABOVE 1 GHz 802.11n HT40 MODE IN THE 5.2 GHz BAND

2TX Antenna 1 + Antenna 2 CDD MODE

BANDEDGE (LOW CHANNEL)

HORIZONTAL RESULT

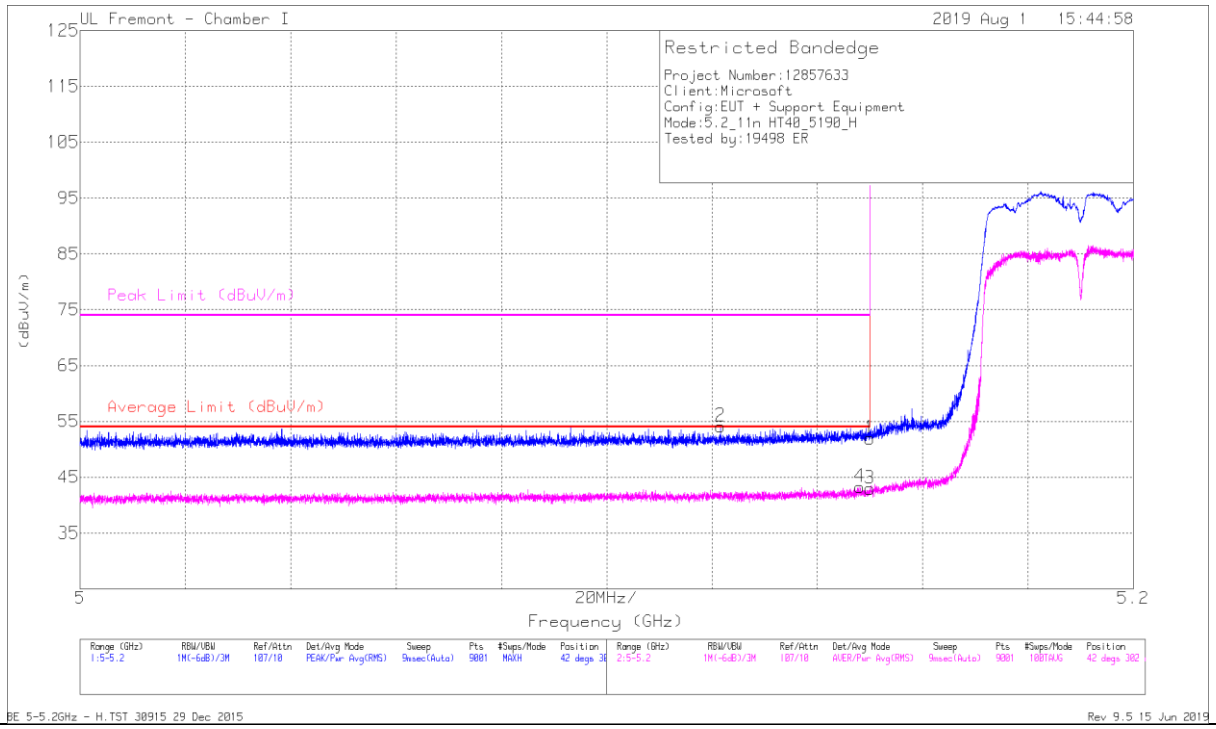

Marker	Frequency (GHz)	Meter Reading (dBuV)	Det	AF T862 (dB/m)	Amp/Cbl/Fltr/Pad (dB)	DC Corr (dB)	Corrected Reading (dBuV/m)	Average Limit (dBuV/m)	Margin (dB)	Peak Limit (dBuV/m)	PK Margin (dB)	Azimuth (Degs)	Height (cm)	Polarity
1	5.15	36.57	Pk	34.4	-19	0	51.97	-	-	74	-22.03	42	302	H
2	5.12162	38.62	Pk	34.4	-18.9	0	54.12	-	-	74	-19.88	42	302	H
3	5.15	27.13	RMS	34.4	-19	.44	42.97	54	-11.03	-	-	42	302	H
4	5.14807	27.43	RMS	34.4	-19	.44	43.27	54	-10.73	-	-	42	302	H

Pk - Peak detector
RMS - RMS detection

UL VERIFICATION SERVICES INC.
47173 Benicia Street, Fremont, CA 94538; USA TEL:(510) 319-4000 FAX:(510) 661-0888
This report shall not be reproduced except in full, without the written approval of UL Verification Services Inc.

VERTICAL RESULT

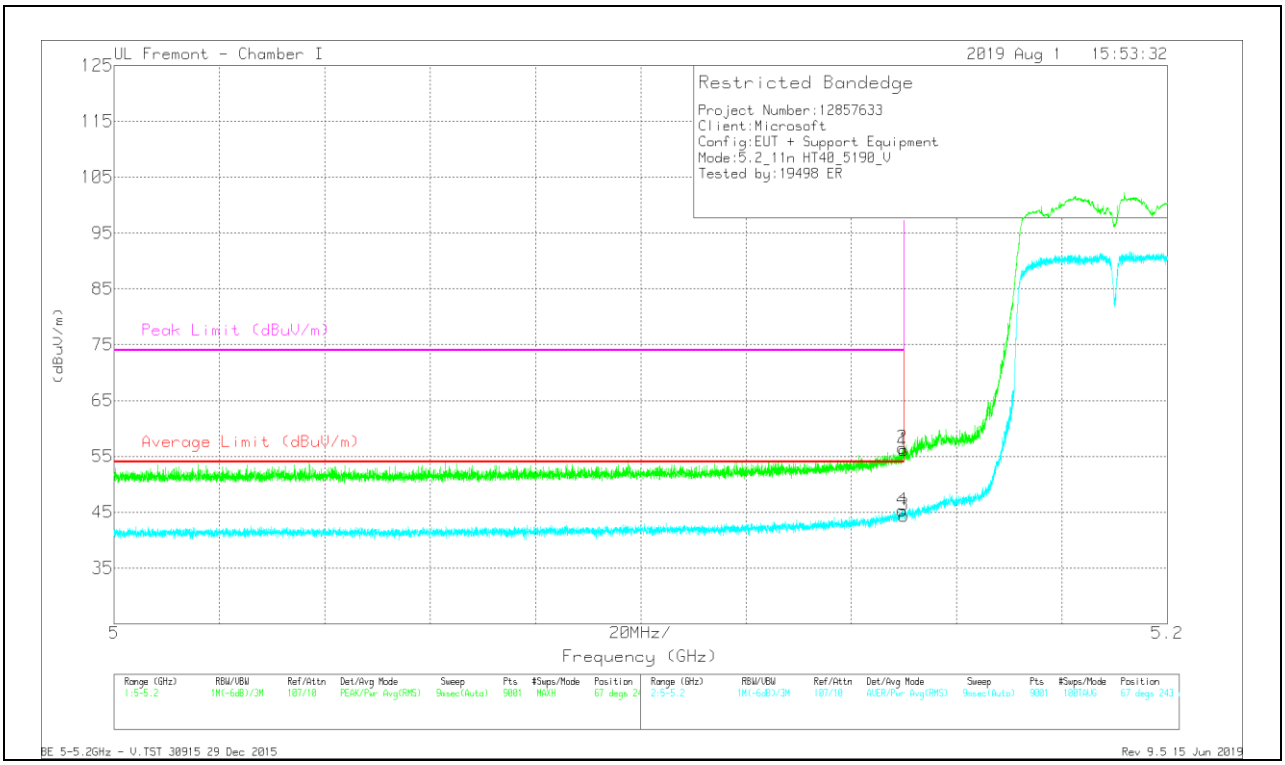

Marker	Frequency (GHz)	Meter Reading (dBuV)	Det	AF T862 (dB/m)	Amp/Cbl/Fltr/Pad (dB)	DC Corr (dB)	Corrected Reading (dBuV/m)	Average Limit (dBuV/m)	Margin (dB)	Peak Limit (dBuV/m)	PK Margin (dB)	Azimuth (Degs)	Height (cm)	Polarity
1	5.15	40.74	Pk	34.4	-19	0	56.14	-	-	74	-17.86	67	243	V
2	5.14975	41.12	Pk	34.4	-19	0	56.52	-	-	74	-17.48	67	243	V
3	5.15	28.59	RMS	34.4	-19	.44	44.43	54	-9.57	-	-	67	243	V
4	5.14967	29.48	RMS	34.4	-19	.44	45.32	54	-8.68	-	-	67	243	V

Pk - Peak detector
RMS - RMS detection

UL VERIFICATION SERVICES INC.
47173 Benicia Street, Fremont, CA 94538; USA TEL:(510) 319-4000 FAX:(510) 661-0888
This report shall not be reproduced except in full, without the written approval of UL Verification Services Inc.

HARMONICS AND SPURIOUS EMISSIONS

LOW CHANNEL RESULTS

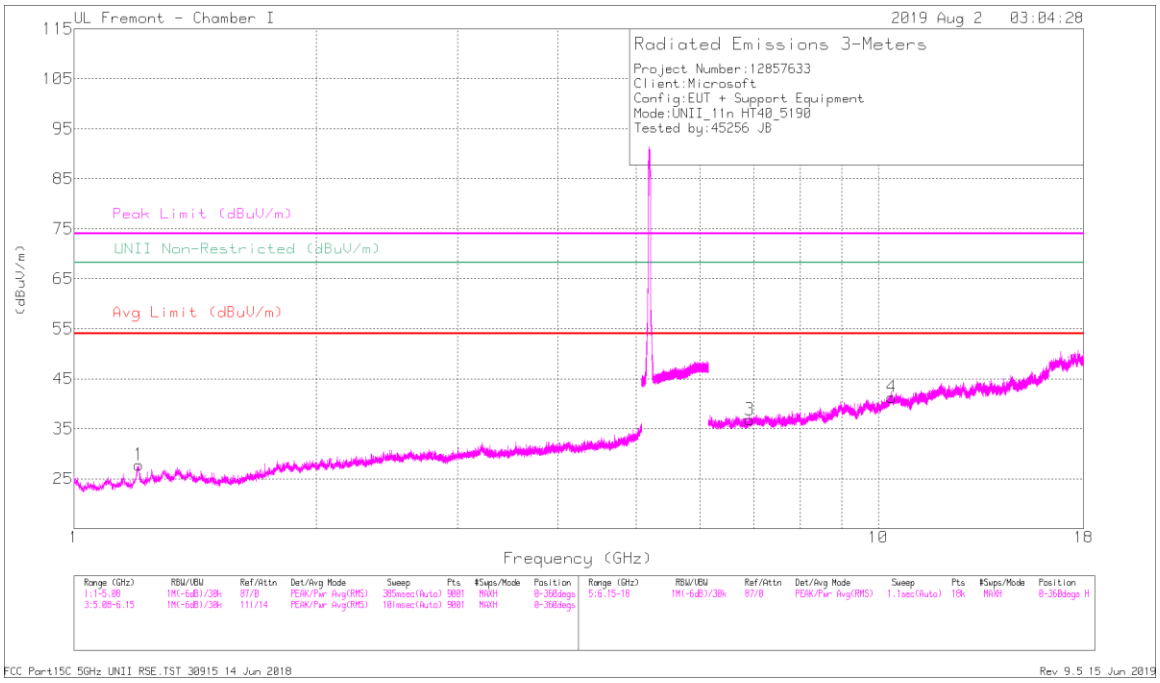

HORIZONTAL

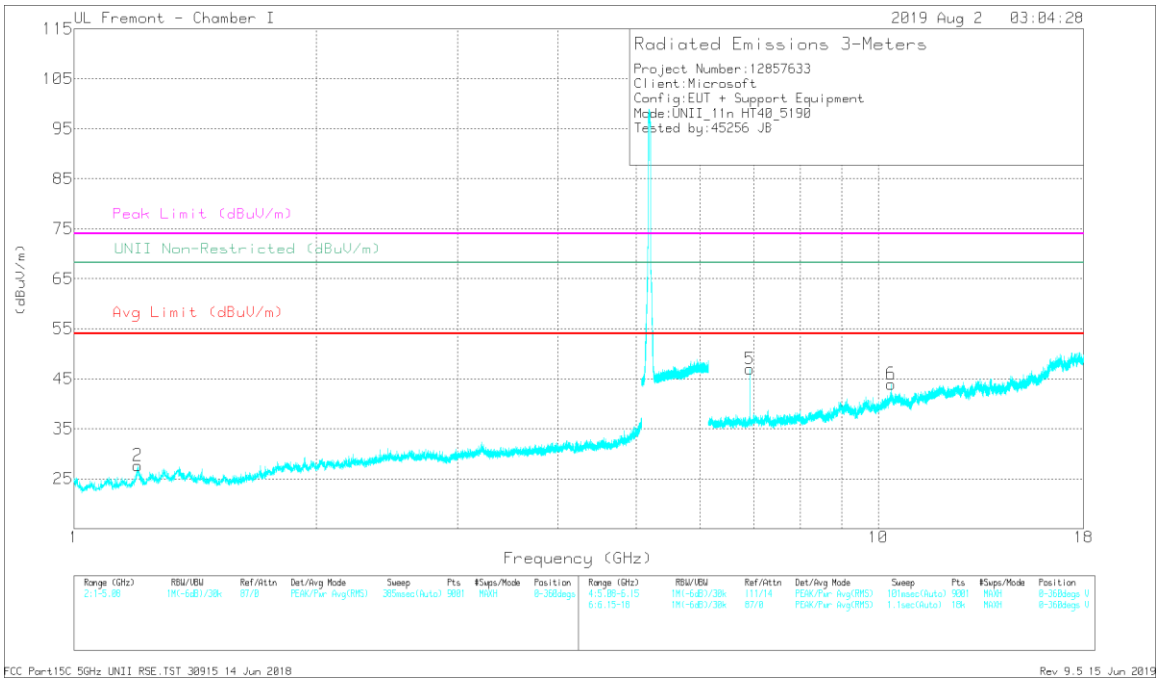

VERTICAL

UL VERIFICATION SERVICES INC.
47173 Benicia Street, Fremont, CA 94538; USA TEL:(510) 319-4000 FAX:(510) 661-0888
This report shall not be reproduced except in full, without the written approval of UL Verification Services Inc.

RADIATED EMISSIONS

Marker	Frequency (GHz)	Meter Reading (dBuV)	Det	AF T862 (dB/m)	Amp/Cbl/Fltr/Pad (dB)	DC Corr (dB)	Corrected Reading (dBuV/m)	Avg Limit (dBuV/m)	Margin (dB)	Peak Limit (dBuV/m)	PK Margin (dB)	UNII Non-Restricted (dBuV/m)	PK Margin (dB)	Azimuth (Degs)	Height (cm)	Polarity
1	* 1.20396	40.42	PK-U	28.5	-34	0	34.92	-	-	74	-39.08	-	-	332	176	H
	* 1.20249	31.02	ADR	28.5	-34	.44	25.96	54	-28.04	-	-	-	-	332	176	H
2	* 1.20148	39.98	PK-U	28.5	-34	0	34.48	-	-	74	-39.52	-	-	125	202	V
	* 1.20213	30.69	ADR	28.5	-34	.44	25.63	54	-28.37	-	-	-	-	125	202	V
3	6.92007	32.72	PK-U	35.5	-21.3	0	46.92	-	-	-	-	68.2	-21.28	112	349	H
4	10.39604	27.53	PK-U	37.5	-16.6	0	48.43	-	-	-	-	68.2	-19.77	58	249	H
5	6.91988	34.1	PK-U	35.5	-21.3	0	48.3	-	-	-	-	68.2	-19.9	27	201	V
6	10.37884	31.16	PK-U	37.5	-16.4	0	52.26	-	-	-	-	68.2	-15.94	42	212	V

* - indicates frequency in CFR47 Pt 15 / IC RSS-Restricted Band
PK-U - U-NII: Maximum Peak
ADR - U-NII AD primary method, RMS average

UL VERIFICATION SERVICES INC.
47173 Benicia Street, Fremont, CA 94538; USA TEL:(510) 319-4000 FAX:(510) 661-0888
This report shall not be reproduced except in full, without the written approval of UL Verification Services Inc.

HIGH CHANNEL RESULTS

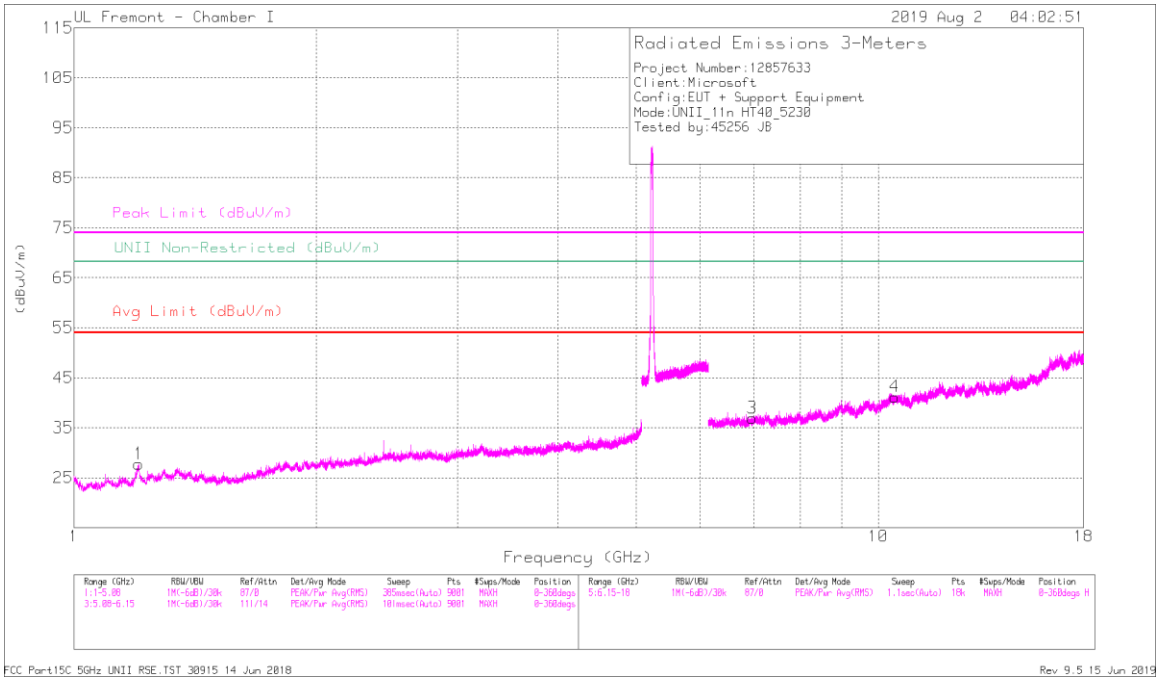

HORIZONTAL

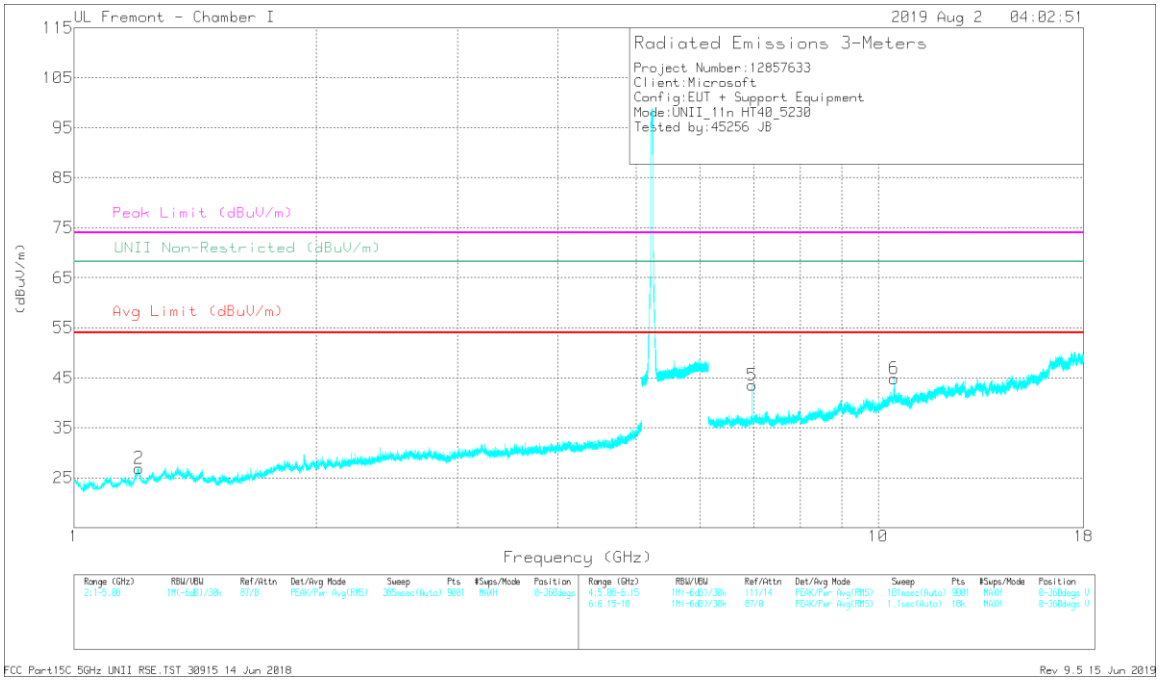

VERTICAL

UL VERIFICATION SERVICES INC.
47173 Benicia Street, Fremont, CA 94538; USA TEL:(510) 319-4000 FAX:(510) 661-0888
This report shall not be reproduced except in full, without the written approval of UL Verification Services Inc.

RADIATED EMISSIONS

Marker	Frequency (GHz)	Meter Reading (dBuV)	Det	AF T862 (dB/m)	Amp/Cbl/Fltr/Pad (dB)	DC Corr (dB)	Corrected Reading (dBuV/m)	Avg Limit (dBuV/m)	Margin (dB)	Peak Limit (dBuV/m)	PK Margin (dB)	UNII Non-Restricted (dBuV/m)	PK Margin (dB)	Azimuth (Degs)	Height (cm)	Polarity
1	* 1.20318	40.3	PK-U	28.5	-34	0	34.8	-	-	74	-39.2	-	-	16	144	H
	* 1.20174	30.92	ADR	28.5	-34	.44	25.86	54	-28.14	-	-	-	-	16	144	H
2	* 1.20493	39.16	PK-U	28.5	-34	0	33.66	-	-	74	-40.34	-	-	141	161	V
	* 1.20252	30.67	ADR	28.5	-34	.44	25.61	54	-28.39	-	-	-	-	141	161	V
3	6.96575	30.43	PK-U	35.7	-21.3	0	44.83	-	-	-	-	68.2	-23.37	46	245	H
4	10.48486	28.17	PK-U	37.7	-17.3	0	48.57	-	-	-	-	68.2	-19.63	325	116	H
5	6.97334	33.34	PK-U	35.7	-21.3	0	47.74	-	-	-	-	68.2	-20.46	26	205	V
6	10.45981	32.66	PK-U	37.7	-17.7	0	52.66	-	-	-	-	68.2	-15.54	96	197	V

* - indicates frequency in CFR47 Pt 15 / IC RSS-Restricted Band
PK-U - U-NII: Maximum Peak
ADR - U-NII AD primary method, RMS average

UL VERIFICATION SERVICES INC.
47173 Benicia Street, Fremont, CA 94538; USA TEL:(510) 319-4000 FAX:(510) 661-0888
This report shall not be reproduced except in full, without the written approval of UL Verification Services Inc.

9.1.4. TX ABOVE 1 GHz 802.11ac VHT80 MODE IN THE 5.2 GHz BAND

2TX Antenna 1 + Antenna 2 CDD MODE

BANDEDGE (MID CHANNEL)

HORIZONTAL RESULT

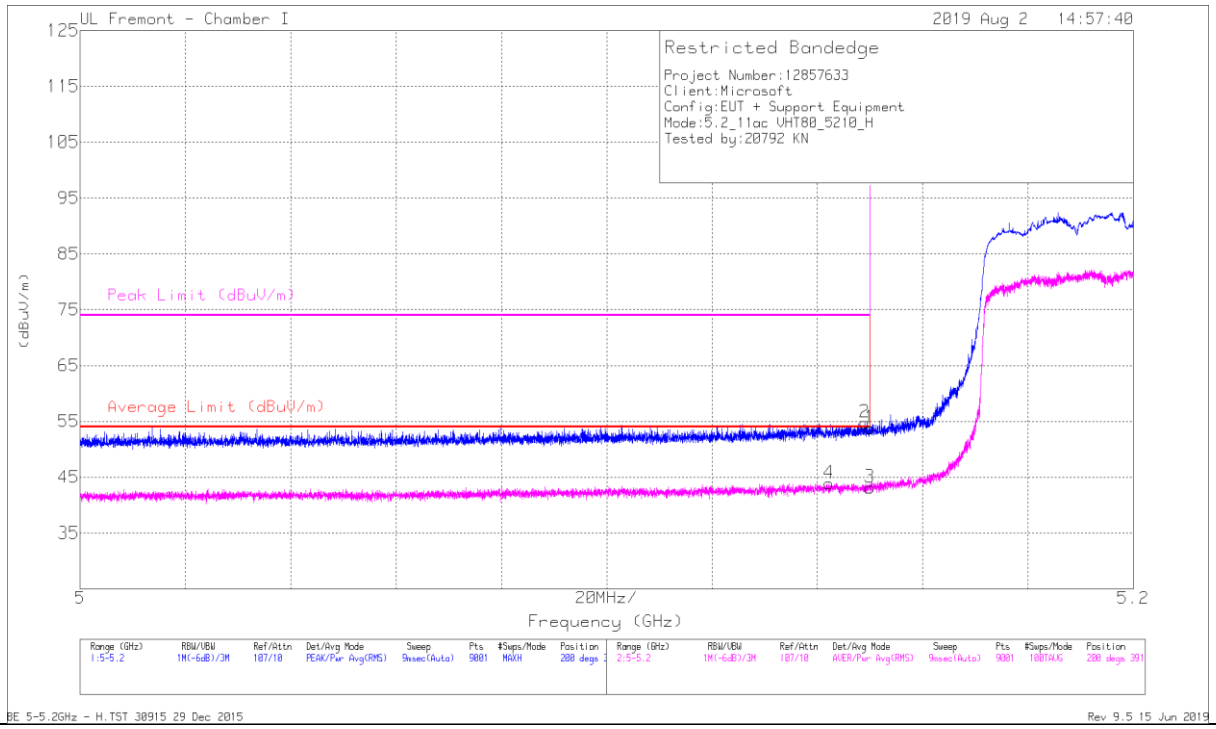

Marker	Frequency (GHz)	Meter Reading (dBuV)	Det	AF T862 (dB/m)	Amp/Cbl/Fltr/Pad (dB)	DC Corr (dB)	Corrected Reading (dBuV/m)	Average Limit (dBuV/m)	Margin (dB)	Peak Limit (dBuV/m)	PK Margin (dB)	Azimuth (Degs)	Height (cm)	Polarity
1	5.15	38.37	Pk	34.4	-19	0	53.77	-	-	74	-20.23	200	391	H
2	5.14904	39.36	Pk	34.4	-19	0	54.76	-	-	74	-19.24	200	391	H
3	5.15	26.96	RMS	34.4	-19	.82	43.18	54	-10.82	-	-	200	391	H
4	5.14218	27.75	RMS	34.4	-19.1	.82	43.87	54	-10.13	-	-	200	391	H

Pk - Peak detector
RMS - RMS detection

UL VERIFICATION SERVICES INC.
47173 Benicia Street, Fremont, CA 94538; USA TEL:(510) 319-4000 FAX:(510) 661-0888
This report shall not be reproduced except in full, without the written approval of UL Verification Services Inc.

VERTICAL RESULT

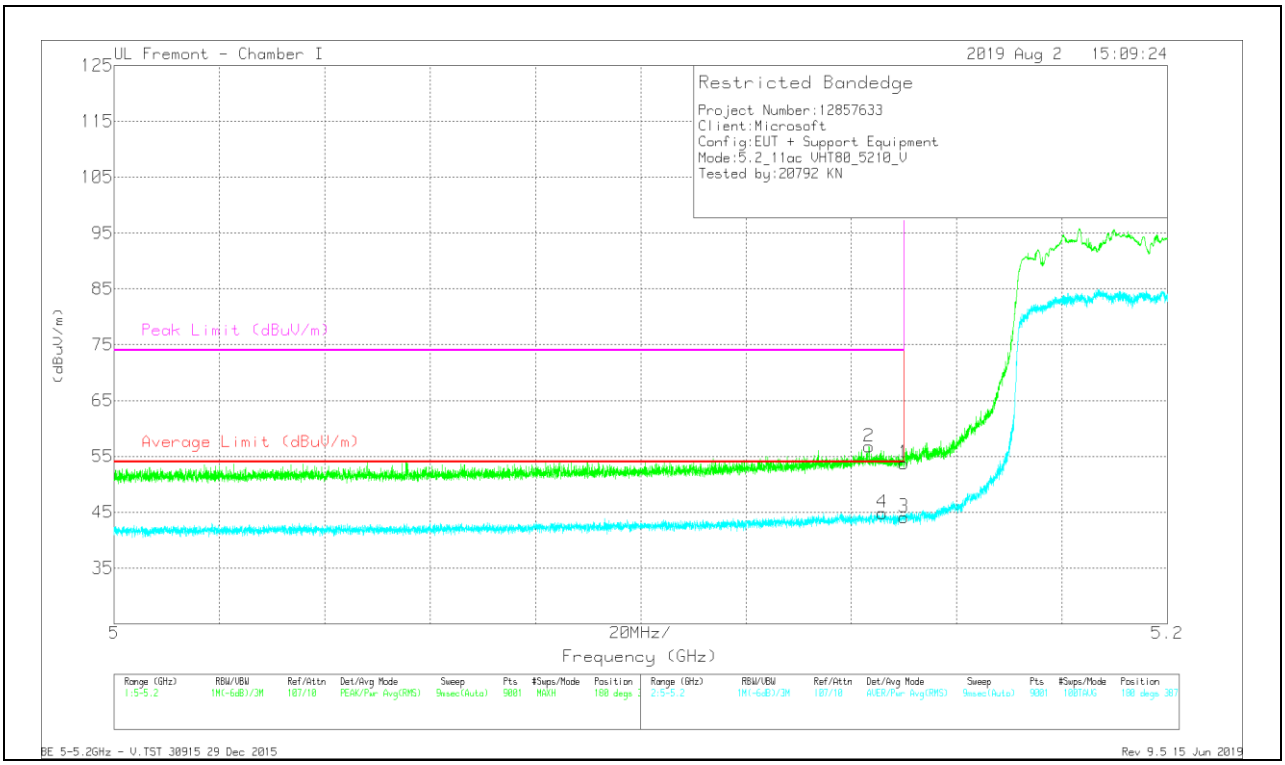

Marker	Frequency (GHz)	Meter Reading (dBuV)	Det	AF T862 (dB/m)	Amp/Cbl/Fltr/Pad (dB)	DC Corr (dB)	Corrected Reading (dBuV/m)	Average Limit (dBuV/m)	Margin (dB)	Peak Limit (dBuV/m)	PK Margin (dB)	Azimuth (Degs)	Height (cm)	Polarity
1	5.15	38.35	Pk	34.4	-19	0	53.75	-	-	74	-20.25	180	387	V
2	5.14333	41.45	Pk	34.4	-19.1	0	56.75	-	-	74	-17.25	180	387	V
3	5.15	27.9	RMS	34.4	-19	.82	44.12	54	-9.88	-	-	180	387	V
4	5.14584	28.87	RMS	34.3	-19.1	.82	44.89	54	-9.11	-	-	180	387	V

Pk - Peak detector
RMS - RMS detection

UL VERIFICATION SERVICES INC.
47173 Benicia Street, Fremont, CA 94538; USA TEL:(510) 319-4000 FAX:(510) 661-0888
This report shall not be reproduced except in full, without the written approval of UL Verification Services Inc.

HARMONICS AND SPURIOUS EMISSIONS

MID CHANNEL RESULTS

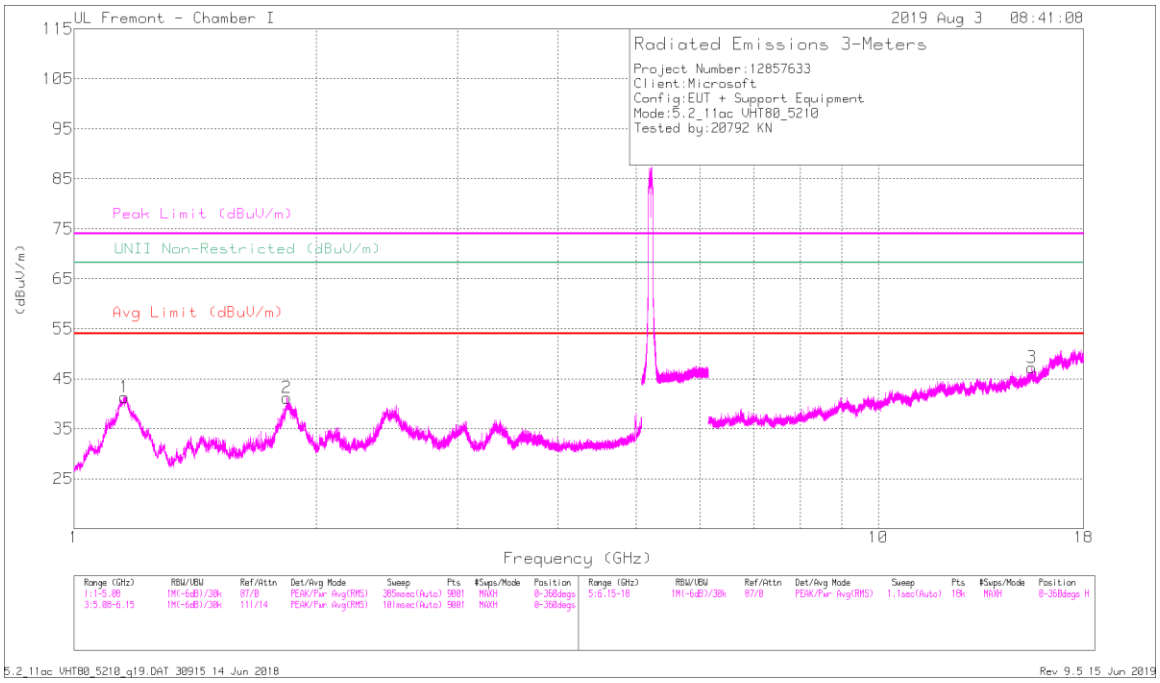

HORIZONTAL

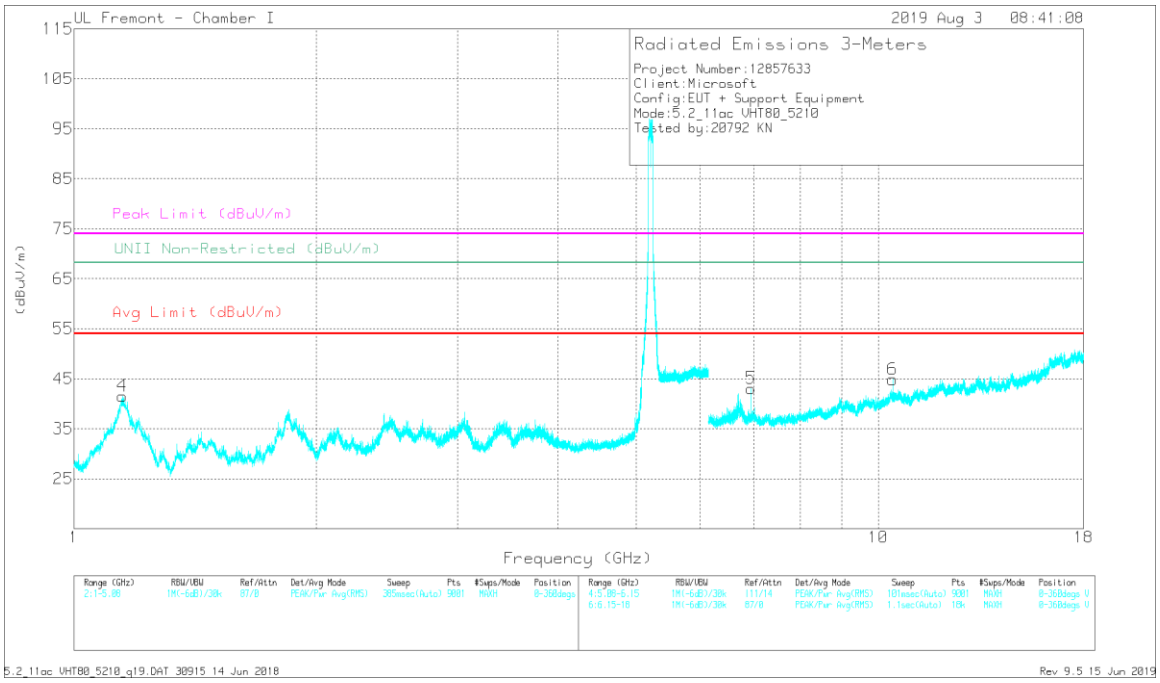

VERTICAL

UL VERIFICATION SERVICES INC.
47173 Benicia Street, Fremont, CA 94538; USA TEL:(510) 319-4000 FAX:(510) 661-0888
This report shall not be reproduced except in full, without the written approval of UL Verification Services Inc.

RADIATED EMISSIONS

Frequency (GHz)	Meter Reading (dBuV)	Det	AF T862 (dB/m)	Amp/Cbl/Fltr/Pad (dB)	DC Corr (dB)	Corrected Reading (dBuV/m)	Avg Limit (dBuV/m)	Margin (dB)	Peak Limit (dBuV/m)	PK Margin (dB)	UNII Non-Restricted (dBuV/m)	PK Margin (dB)	Azimuth (Degs)	Height (cm)	Polarity
* 1.15592	57.48	PK-U	27.6	-34	0	51.08	-	-	74	-22.92	-	-	350	234	H
* 1.15397	46.94	ADR	27.6	-34	.82	41.36	54	-12.64	-	-	-	-	350	234	H
1.83778	41.15	PK-U	30.7	-32.5	0	39.35	-	-	-	-	68.2	-28.85	282	267	H
* 1.14628	57.26	PK-U	27.6	-34.1	0	50.76	-	-	74	-23.24	-	-	263	209	V
* 1.14671	46.15	ADR	27.6	-34.1	.82	40.47	54	-13.53	-	-	-	-	263	209	V
* 15.51782	27.87	PK-U	40.1	-13.6	0	54.37	-	-	74	-19.63	-	-	120	176	H
* 15.51856	18.07	ADR	40.1	-13.6	.82	45.39	54	-8.61	-	-	-	-	120	176	H
6.94596	31.02	PK-U	35.6	-21.3	0	45.32	-	-	-	-	68.2	-22.88	71	140	V
10.42011	32.35	PK-U	37.6	-17.3	0	52.65	-	-	-	-	68.2	-15.55	273	197	V

* - indicates frequency in CFR47 Pt 15 / IC RSS-Restricted Band
PK-U - U-NII: Maximum Peak
ADR - U-NII AD primary method, RMS average

UL VERIFICATION SERVICES INC.
47173 Benicia Street, Fremont, CA 94538; USA TEL:(510) 319-4000 FAX:(510) 661-0888
This report shall not be reproduced except in full, without the written approval of UL Verification Services Inc.

9.1.5. TX ABOVE 1 GHz 802.11a MODE IN THE 5.3 GHz BAND

2TX Antenna 1 + Antenna 2 CDD MODE

BANDEDGE (HIGH CHANNEL)

HORIZONTAL RESULT

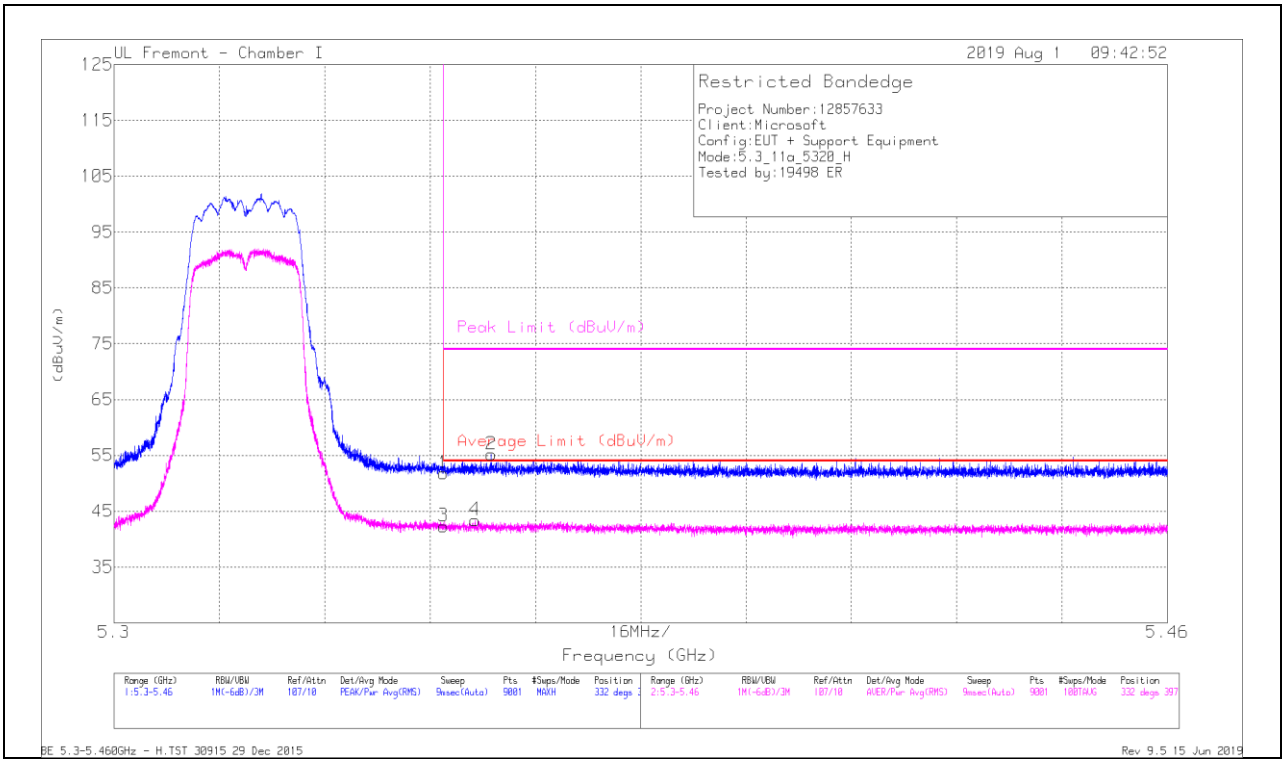

Marker	Frequency (GHz)	Meter Reading (dBuV)	Det	AF T862 (dB/m)	Amp/Cbl/Fltr/Pad (dB)	DC Corr (dB)	Corrected Reading (dBuV/m)	Average Limit (dBuV/m)	Margin (dB)	Peak Limit (dBuV/m)	PK Margin (dB)	Azimuth (Degs)	Height (cm)	Polarity
1	5.35001	35.47	Pk	34.6	-18.3	0	51.77	-	-	74	-22.23	332	397	H
2	5.3573	38.77	Pk	34.6	-18.2	0	55.17	-	-	74	-18.83	332	397	H
3	5.35001	25.8	RMS	34.6	-18.3	.22	42.32	54	-11.68	-	-	332	397	H
4	5.35483	26.86	RMS	34.6	-18.3	.22	43.38	54	-10.62	-	-	332	397	H

Pk - Peak detector
RMS - RMS detection

UL VERIFICATION SERVICES INC.
47173 Benicia Street, Fremont, CA 94538; USA TEL:(510) 319-4000 FAX:(510) 661-0888
This report shall not be reproduced except in full, without the written approval of UL Verification Services Inc.

VERTICAL RESULT

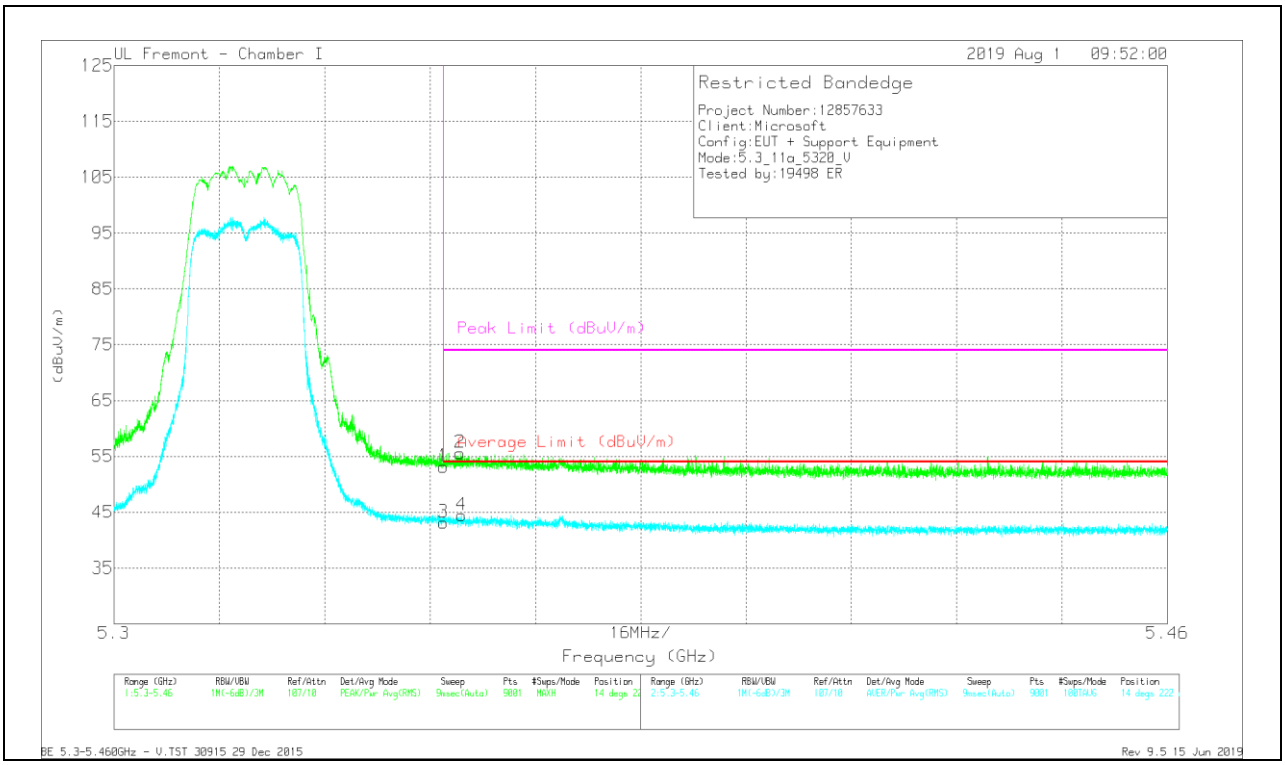

Marker	Frequency (GHz)	Meter Reading (dBuV)	Det	AF T862 (dB/m)	Amp/Cbl/Fltr/Pad (dB)	DC Corr (dB)	Corrected Reading (dBuV/m)	Average Limit (dBuV/m)	Margin (dB)	Peak Limit (dBuV/m)	PK Margin (dB)	Azimuth (Degs)	Height (cm)	Polarity
1	5.35001	36.88	Pk	34.6	-18.3	0	53.18	-	-	74	-20.82	14	222	V
2	5.35255	39.32	Pk	34.6	-18.3	0	55.62	-	-	74	-18.38	14	222	V
3	5.35001	26.64	RMS	34.6	-18.3	.22	43.16	54	-10.84	-	-	14	222	V
4	5.35277	27.94	RMS	34.6	-18.3	.22	44.46	54	-9.54	-	-	14	222	V

Pk - Peak detector
RMS - RMS detection

UL VERIFICATION SERVICES INC.
47173 Benicia Street, Fremont, CA 94538; USA TEL:(510) 319-4000 FAX:(510) 661-0888
This report shall not be reproduced except in full, without the written approval of UL Verification Services Inc.

HARMONICS AND SPURIOUS EMISSIONS

LOW CHANNEL RESULTS

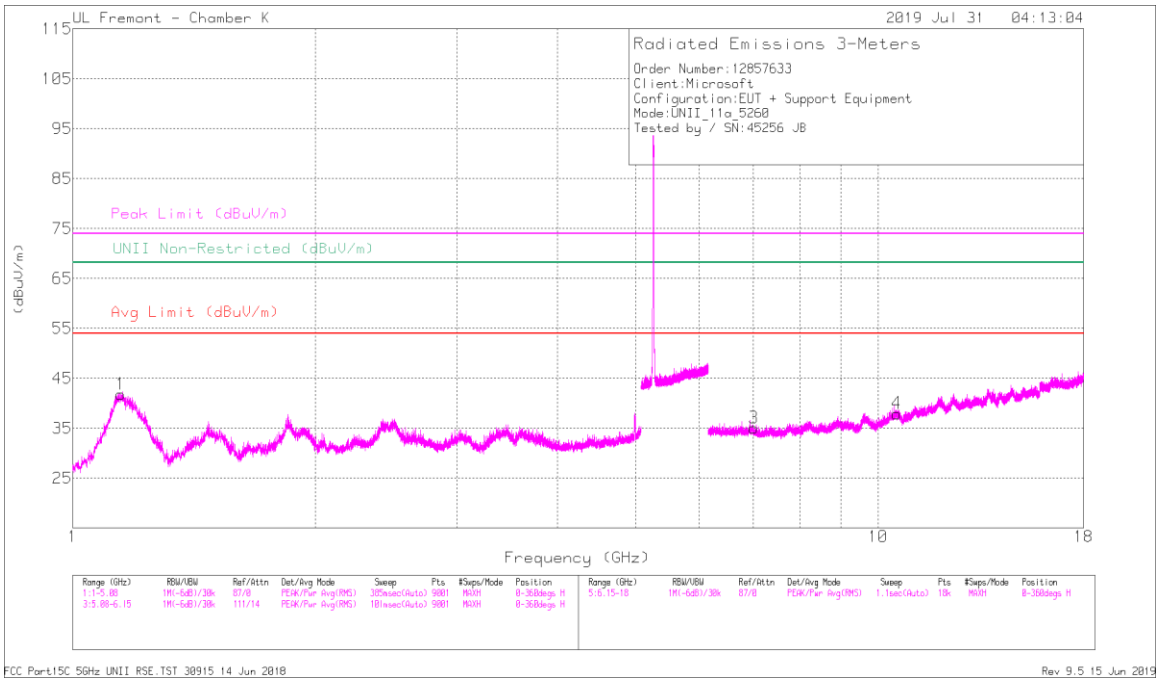

HORIZONTAL

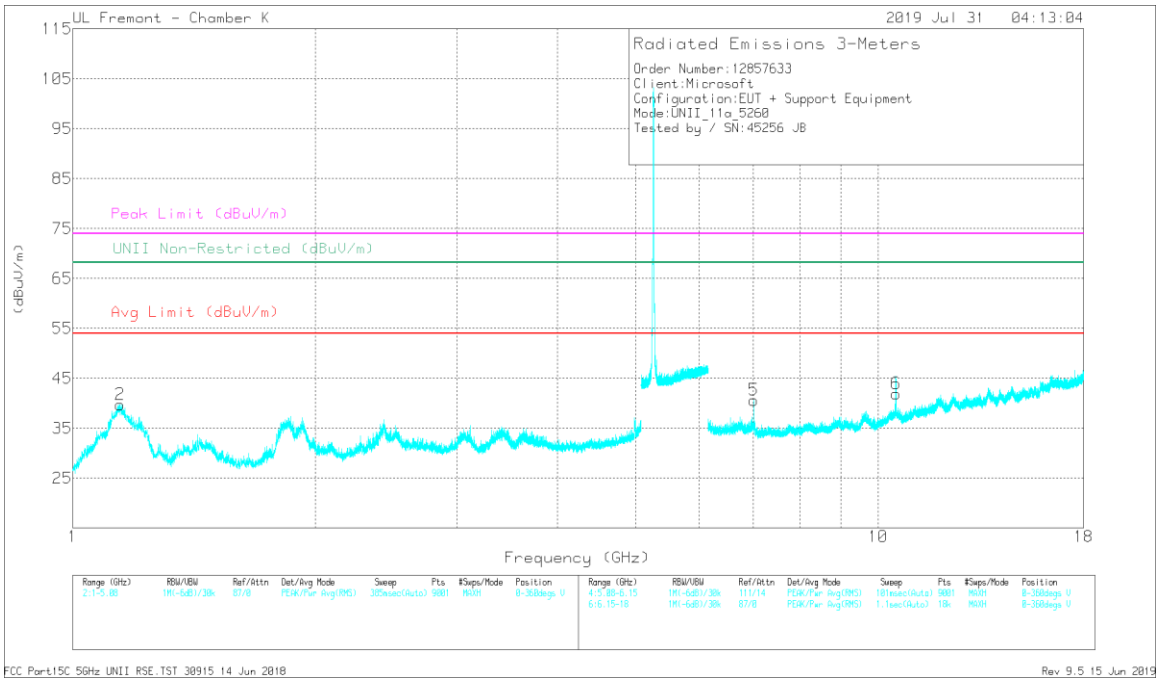

VERTICAL

UL VERIFICATION SERVICES INC.
47173 Benicia Street, Fremont, CA 94538; USA TEL:(510) 319-4000 FAX:(510) 661-0888
This report shall not be reproduced except in full, without the written approval of UL Verification Services Inc.

RADIATED EMISSIONS

Marker	Frequency (GHz)	Meter Reading (dBuV)	Det	AF EMC4294 (dB/m)	Amp/Cbl/Fltr/Pad (dB)	DC Corr (dB)	Corrected Reading (dBuV/m)	Avg Limit (dBuV/m)	Margin (dB)	Peak Limit (dBuV/m)	PK Margin (dB)	UNII Non-Restricted (dBuV/m)	PK Margin (dB)	Azimuth (Degs)	Height (cm)	Polarity
1	* 1.1487	59.51	PK-U	27.6	-35.1	0	52.01	-	-	74	-21.99	-	-	244	188	H
	* 1.14933	50.46	ADR	27.6	-35.1	.22	43.18	54	-10.82	-	-	-	-	244	188	H
2	* 1.14681	55.96	PK-U	27.6	-35.1	0	48.46	-	-	74	-25.54	-	-	52	279	V
	* 1.14463	46.99	ADR	27.6	-35.1	.22	39.71	54	-14.29	-	-	-	-	52	279	V
3	7.00902	33.45	PK-U	35.8	-26.8	0	42.45	-	-	-	-	68.2	-25.75	243	158	H
4	10.54841	30.44	PK-U	37.8	-22.6	0	45.64	-	-	-	-	68.2	-22.56	33	296	H
5	7.01322	37.28	PK-U	35.7	-26.8	0	46.18	-	-	-	-	68.2	-22.02	59	230	V
6	10.52775	38	PK-U	37.7	-22.4	0	53.3	-	-	-	-	68.2	-14.9	342	219	V

* - indicates frequency in CFR47 Pt 15 / IC RSS-Restricted Band
PK-U - U-NII: Maximum Peak
ADR - U-NII AD primary method, RMS average

UL VERIFICATION SERVICES INC.
47173 Benicia Street, Fremont, CA 94538; USA TEL:(510) 319-4000 FAX:(510) 661-0888
This report shall not be reproduced except in full, without the written approval of UL Verification Services Inc.