HARMONICS AND SPURIOUS EMISSIONS

LOW CHANNEL RESULTS

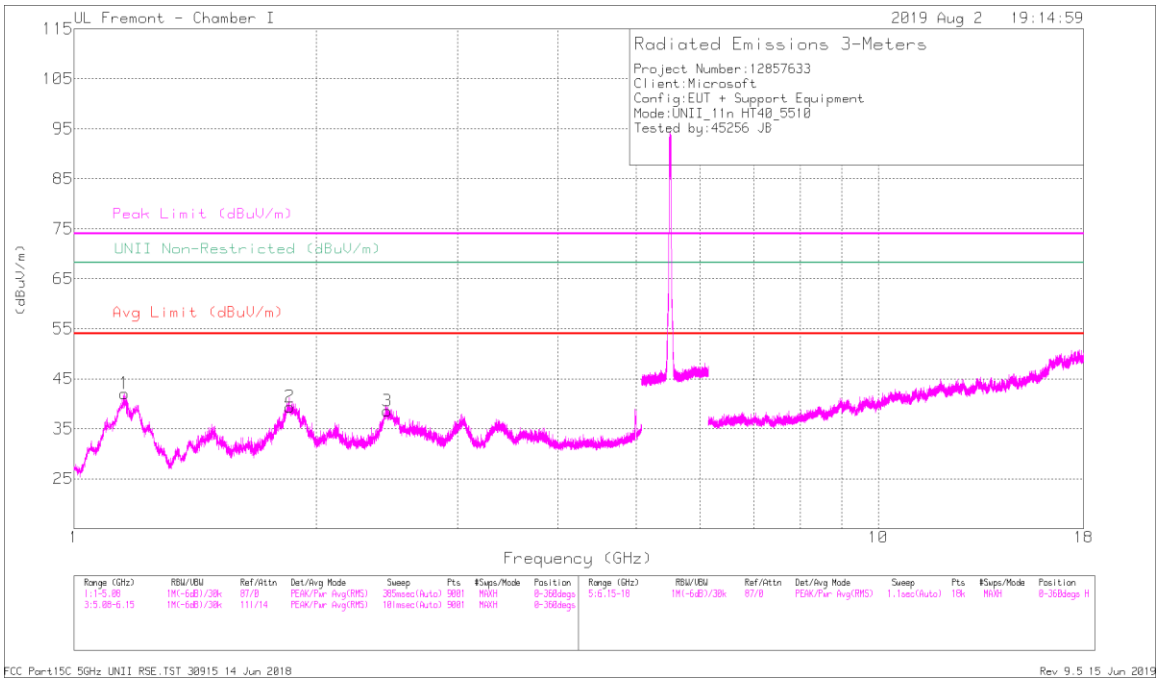

HORIZONTAL

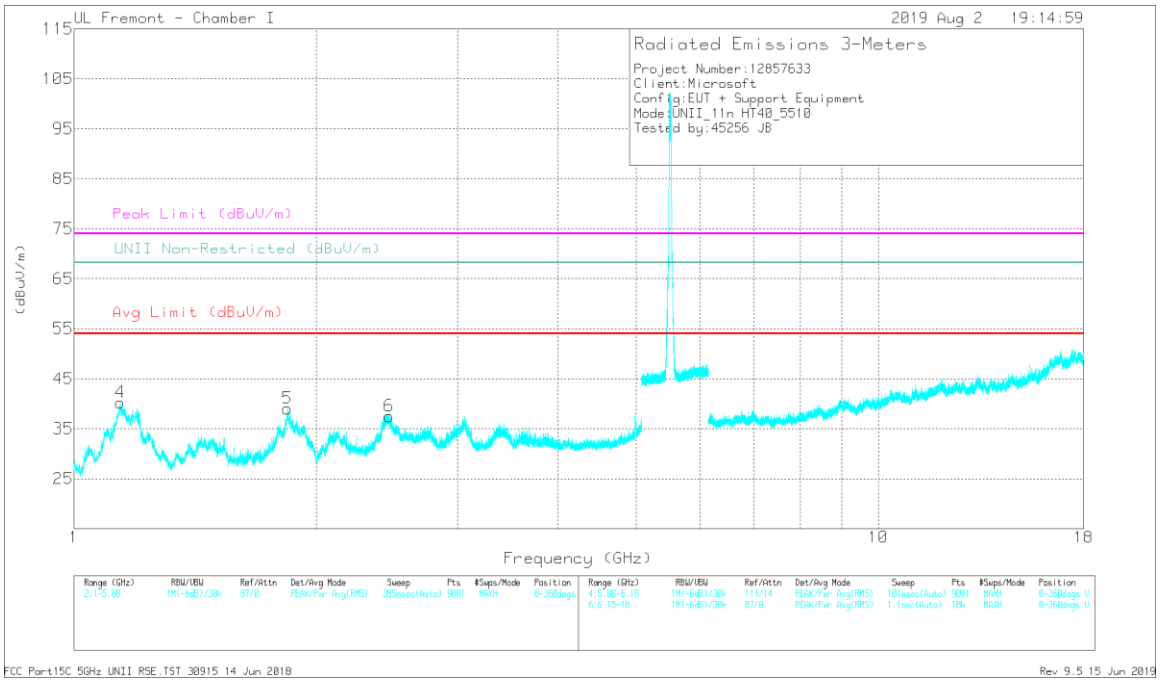

VERTICAL

UL VERIFICATION SERVICES INC.
47173 Benicia Street, Fremont, CA 94538; USA TEL:(510) 319-4000 FAX:(510) 661-0888
This report shall not be reproduced except in full, without the written approval of UL Verification Services Inc.

RADIATED EMISSIONS

Marker	Frequency (GHz)	Meter Reading (dBuV)	Det	AF T862 (dB/m)	Amp/Cbl/Fltr/Pad (dB)	DC Corr (dB)	Corrected Reading (dBuV/m)	Avg Limit (dBuV/m)	Margin (dB)	Peak Limit (dBuV/m)	PK Margin (dB)	UNII Non-Restricted (dBuV/m)	PK Margin (dB)	Azimuth (Degs)	Height (cm)	Polarity
1	* 1.15381	57.71	PK-U	27.6	-34	0	51.31	-	-	74	-22.69	-	-	157	153	H
	* 1.15649	47.21	ADR	27.6	-34	.44	41.25	54	-12.75	-	-	-	-	157	153	H
2	1.85608	52.86	PK-U	30.8	-32.7	0	50.96	-	-	-	-	68.2	-17.24	165	146	H
3	2.45009	46.68	PK-U	32.3	-31.6	0	47.38	-	-	-	-	68.2	-20.82	334	198	H
4	* 1.1428	56.36	PK-U	27.6	-34	0	49.96	-	-	74	-24.04	-	-	258	260	V
	* 1.14271	46.34	ADR	27.6	-34	.44	40.38	54	-13.62	-	-	-	-	258	260	V
5	1.83966	49.93	PK-U	30.7	-32.5	0	48.13	-	-	-	-	68.2	-20.07	129	100	V
6	2.46622	44.44	PK-U	32.3	-31.6	0	45.14	-	-	-	-	68.2	-23.06	324	100	V

* - indicates frequency in CFR47 Pt 15 / IC RSS-Restricted Band
PK-U - U-NII: Maximum Peak
ADR - U-NII AD primary method, RMS average

UL VERIFICATION SERVICES INC.
47173 Benicia Street, Fremont, CA 94538; USA TEL:(510) 319-4000 FAX:(510) 661-0888
This report shall not be reproduced except in full, without the written approval of UL Verification Services Inc.

MID CHANNEL RESULTS

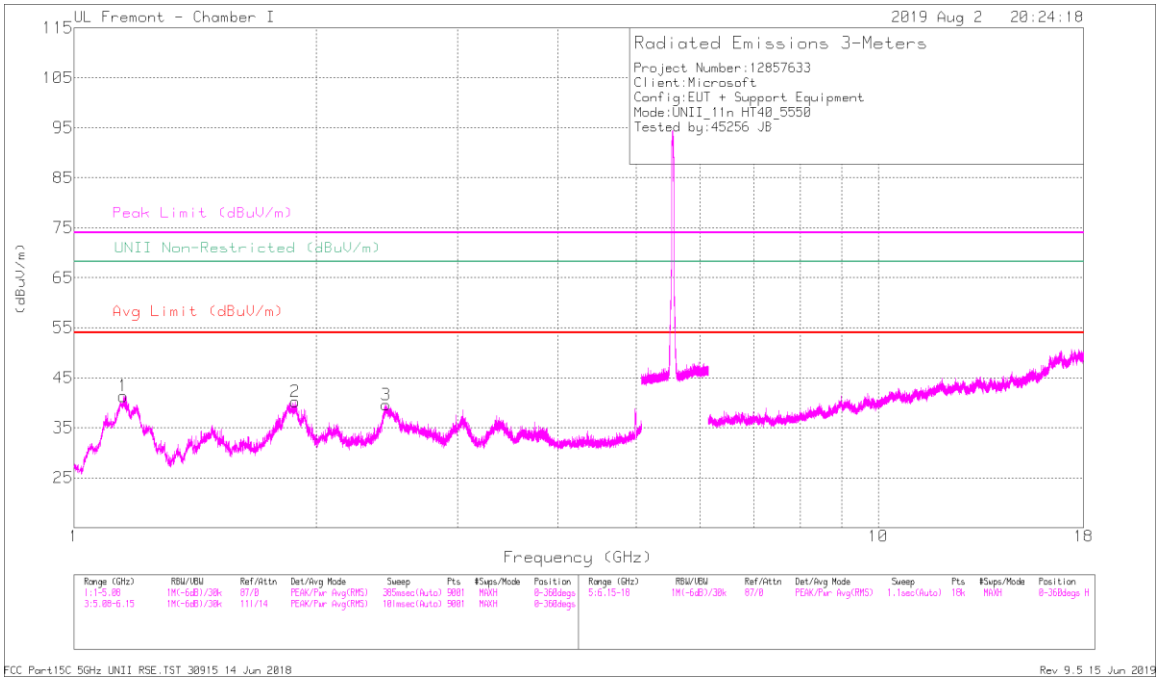

HORIZONTAL

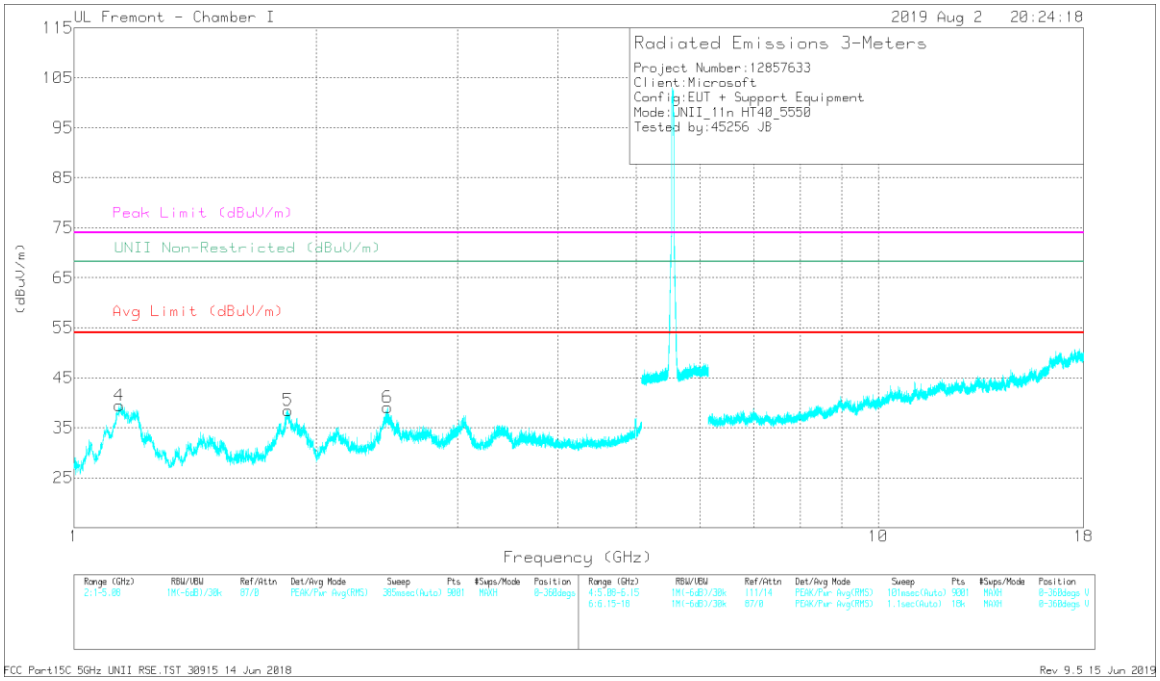

VERTICAL

UL VERIFICATION SERVICES INC.
47173 Benicia Street, Fremont, CA 94538; USA TEL:(510) 319-4000 FAX:(510) 661-0888
This report shall not be reproduced except in full, without the written approval of UL Verification Services Inc.

RADIATED EMISSIONS

Marker	Frequency (GHz)	Meter Reading (dBuV)	Det	AF T862 (dB/m)	Amp/Cbl/Fltr/Pad (dB)	DC Corr (dB)	Corrected Reading (dBuV/m)	Avg Limit (dBuV/m)	Margin (dB)	Peak Limit (dBuV/m)	PK Margin (dB)	UNII Non-Restricted (dBuV/m)	PK Margin (dB)	Azimuth (Degs)	Height (cm)	Polarity
1	* 1.1531	57.61	PK-U	27.6	-34	0	51.21	-	-	74	-22.79	-	-	152	148	H
	* 1.14971	46.28	ADR	27.6	-34.1	.44	40.22	54	-13.78	-	-	-	-	152	148	H
2	1.8846	51.88	PK-U	30.6	-32.7	0	49.78	-	-	-	-	68.2	-18.42	158	141	H
3	2.44049	47.53	PK-U	32.2	-31.6	0	48.13	-	-	-	-	68.2	-20.07	331	131	H
4	* 1.1382	56.65	PK-U	27.7	-34.1	0	50.25	-	-	74	-23.75	-	-	261	271	V
	* 1.13849	46.87	ADR	27.7	-34.1	.44	40.91	54	-13.09	-	-	-	-	261	271	V
5	1.8454	49.42	PK-U	30.6	-32.7	0	47.32	-	-	-	-	68.2	-20.88	132	100	V
6	2.45371	47.57	PK-U	32.2	-31.7	0	48.07	-	-	-	-	68.2	-20.13	293	214	V

* - indicates frequency in CFR47 Pt 15 / IC RSS-Restricted Band
PK-U - U-NII: Maximum Peak
ADR - U-NII AD primary method, RMS average

UL VERIFICATION SERVICES INC.
47173 Benicia Street, Fremont, CA 94538; USA TEL:(510) 319-4000 FAX:(510) 661-0888
This report shall not be reproduced except in full, without the written approval of UL Verification Services Inc.

HIGH CHANNEL RESULTS

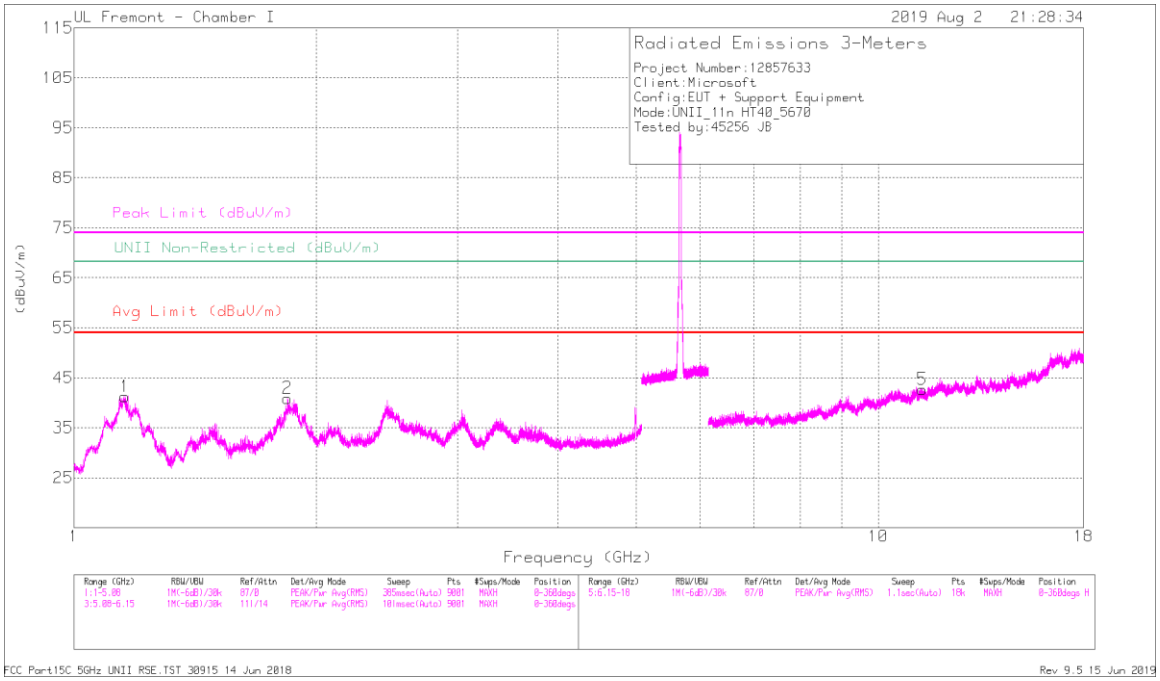

HORIZONTAL

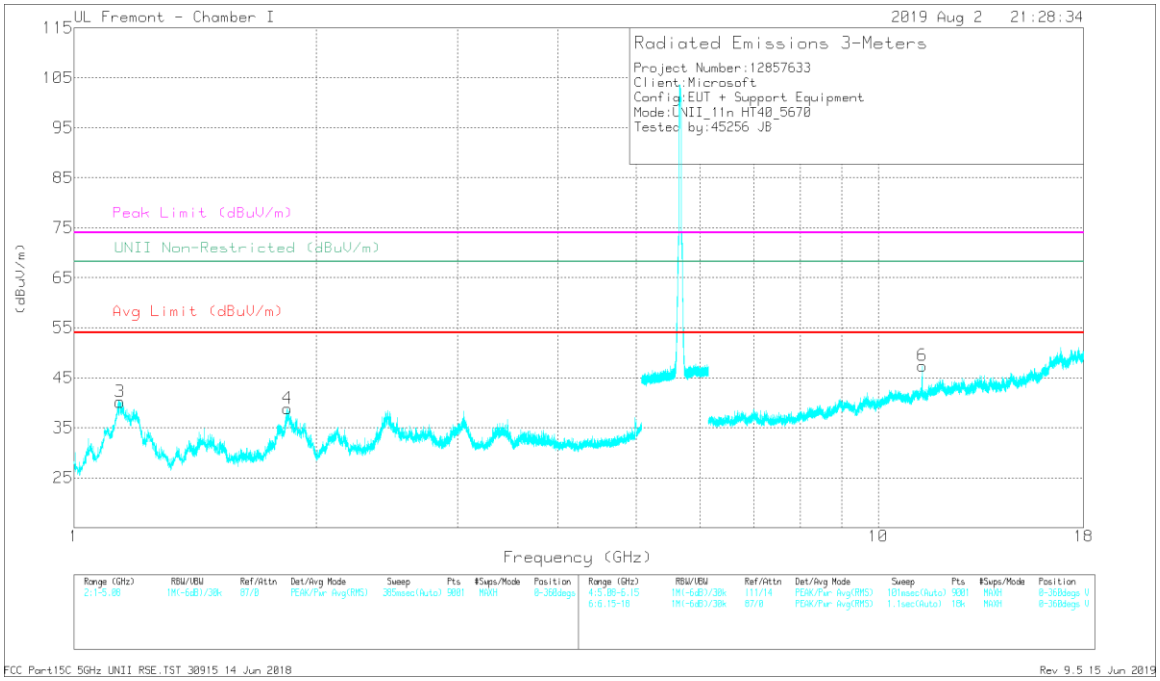

VERTICAL

UL VERIFICATION SERVICES INC.
47173 Benicia Street, Fremont, CA 94538; USA TEL:(510) 319-4000 FAX:(510) 661-0888
This report shall not be reproduced except in full, without the written approval of UL Verification Services Inc.

RADIATED EMISSIONS

Marker	Frequency (GHz)	Meter Reading (dBuV)	Det	AF T862 (dB/m)	Amp/Cbl/Fltr/Pad (dB)	DC Corr (dB)	Corrected Reading (dBuV/m)	Avg Limit (dBuV/m)	Margin (dB)	Peak Limit (dBuV/m)	PK Margin (dB)	UNII Non-Restricted (dBuV/m)	PK Margin (dB)	Azimuth (Degs)	Height (cm)	Polarity
2	1.84349	52.31	PK-U	30.7	-32.6	0	50.41	-	-	-	-	68.2	-17.79	164	141	H
1	* 1.15676	57.05	PK-U	27.6	-34	0	50.65	-	-	74	-23.35	-	-	158	207	H
	* 1.15643	46.9	ADR	27.6	-34	.44	40.94	54	-13.06	-	-	-	-	158	207	H
4	1.84207	50.6	PK-U	30.7	-32.6	0	48.7	-	-	-	-	68.2	-19.5	133	102	V
3	* 1.1406	57.78	PK-U	27.6	-34	0	51.38	-	-	74	-22.62	-	-	260	270	V
	* 1.14083	46.44	ADR	27.6	-34	.44	40.48	54	-13.52	-	-	-	-	260	270	V
5	* 11.3448	29.22	PK-U	38.1	-16.6	0	50.72	-	-	74	-23.28	-	-	179	369	H
	* 11.34613	19.23	ADR	38.1	-16.6	.44	41.17	54	-12.83	-	-	-	-	179	369	H
6	* 11.33872	33.28	PK-U	38.1	-16.7	0	54.68	-	-	74	-19.32	-	-	217	205	V
	* 11.33993	24.3	ADR	38.1	-16.7	.44	46.14	54	-7.86	-	-	-	-	217	205	V

* - indicates frequency in CFR47 Pt 15 / IC RSS-Restricted Band
PK-U - U-NII: Maximum Peak
ADR - U-NII AD primary method, RMS average

UL VERIFICATION SERVICES INC.
47173 Benicia Street, Fremont, CA 94538; USA TEL:(510) 319-4000 FAX:(510) 661-0888
This report shall not be reproduced except in full, without the written approval of UL Verification Services Inc.

CHANNEL 142 RESULTS

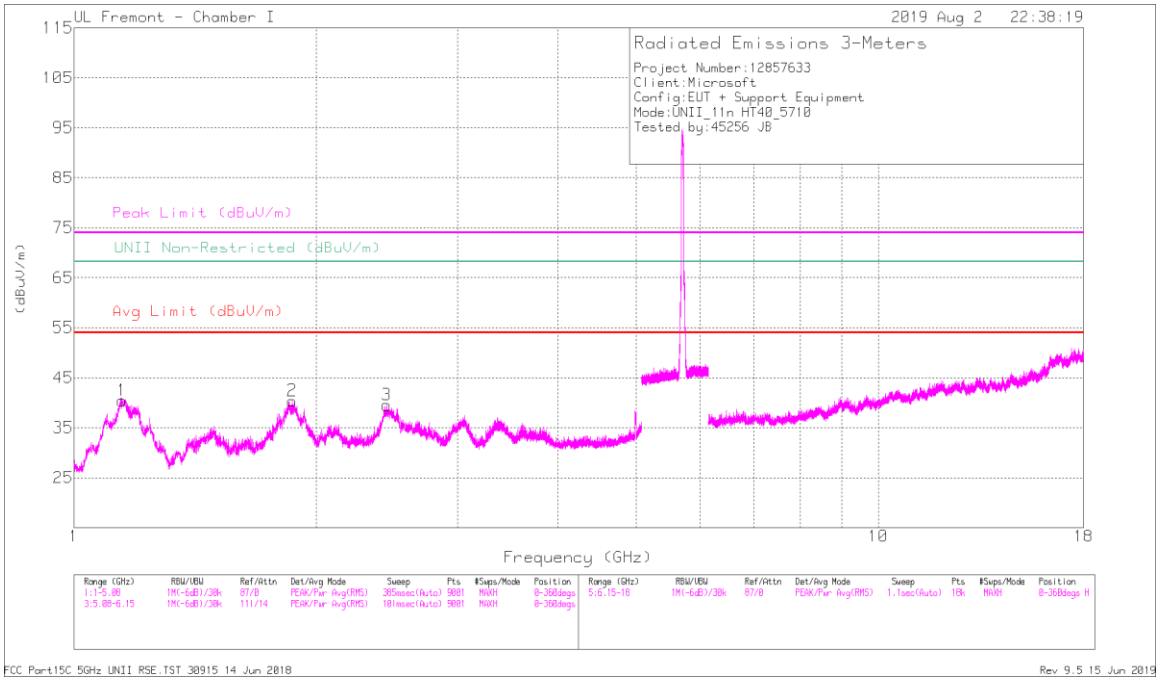

HORIZONTAL

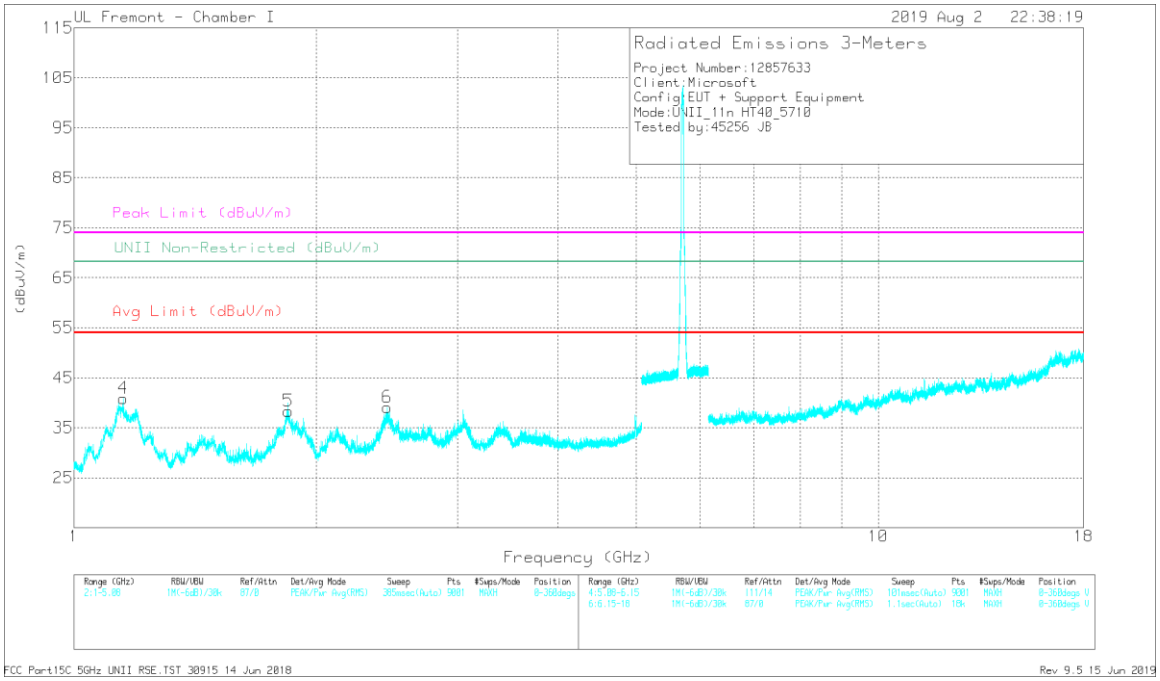

VERTICAL

UL VERIFICATION SERVICES INC.
47173 Benicia Street, Fremont, CA 94538; USA TEL:(510) 319-4000 FAX:(510) 661-0888
This report shall not be reproduced except in full, without the written approval of UL Verification Services Inc.

RADIATED EMISSIONS

Marker	Frequency (GHz)	Meter Reading (dBuV)	Det	AF T862 (dB/m)	Amp/Cbl/Fltr/Pad (dB)	DC Corr (dB)	Corrected Reading (dBuV/m)	Avg Limit (dBuV/m)	Margin (dB)	Peak Limit (dBuV/m)	PK Margin (dB)	UNII Non-Restricted (dBuV/m)	PK Margin (dB)	Azimuth (Degs)	Height (cm)	Polarity
1	* 1.14878	57.59	PK-U	27.6	-34.1	0	51.09	-	-	74	-22.91	-	-	151	203	H
	* 1.14906	46.55	ADR	27.6	-34.1	.44	40.49	54	-13.51	-	-	-	-	151	203	H
2	1.86836	53.56	PK-U	30.8	-32.6	0	51.76	-	-	-	-	68.2	-16.44	164	178	H
3	2.44451	46.97	PK-U	32.2	-31.7	0	47.47	-	-	-	-	68.2	-20.73	332	108	H
4	* 1.15045	54.78	PK-U	27.6	-34	0	48.38	-	-	74	-25.62	-	-	96	111	V
	* 1.15145	44.19	ADR	27.6	-34	.44	38.23	54	-15.77	-	-	-	-	96	111	V
5	1.84533	49.7	PK-U	30.6	-32.7	0	47.6	-	-	-	-	68.2	-20.6	133	102	V
6	2.45214	47.77	PK-U	32.2	-31.7	0	48.27	-	-	-	-	68.2	-19.93	289	225	V

* - indicates frequency in CFR47 Pt 15 / IC RSS-Restricted Band
PK-U - U-NII: Maximum Peak
ADR - U-NII AD primary method, RMS average

UL VERIFICATION SERVICES INC.
47173 Benicia Street, Fremont, CA 94538; USA TEL:(510) 319-4000 FAX:(510) 661-0888
This report shall not be reproduced except in full, without the written approval of UL Verification Services Inc.

9.1.12. TX ABOVE 1 GHz 802.11ac VHT80 MODE IN THE 5.6 GHz BAND

2TX Antenna 1 + Antenna 2 CDD MODE

BANDEDGE (LOW CHANNEL)

HORIZONTAL RESULT

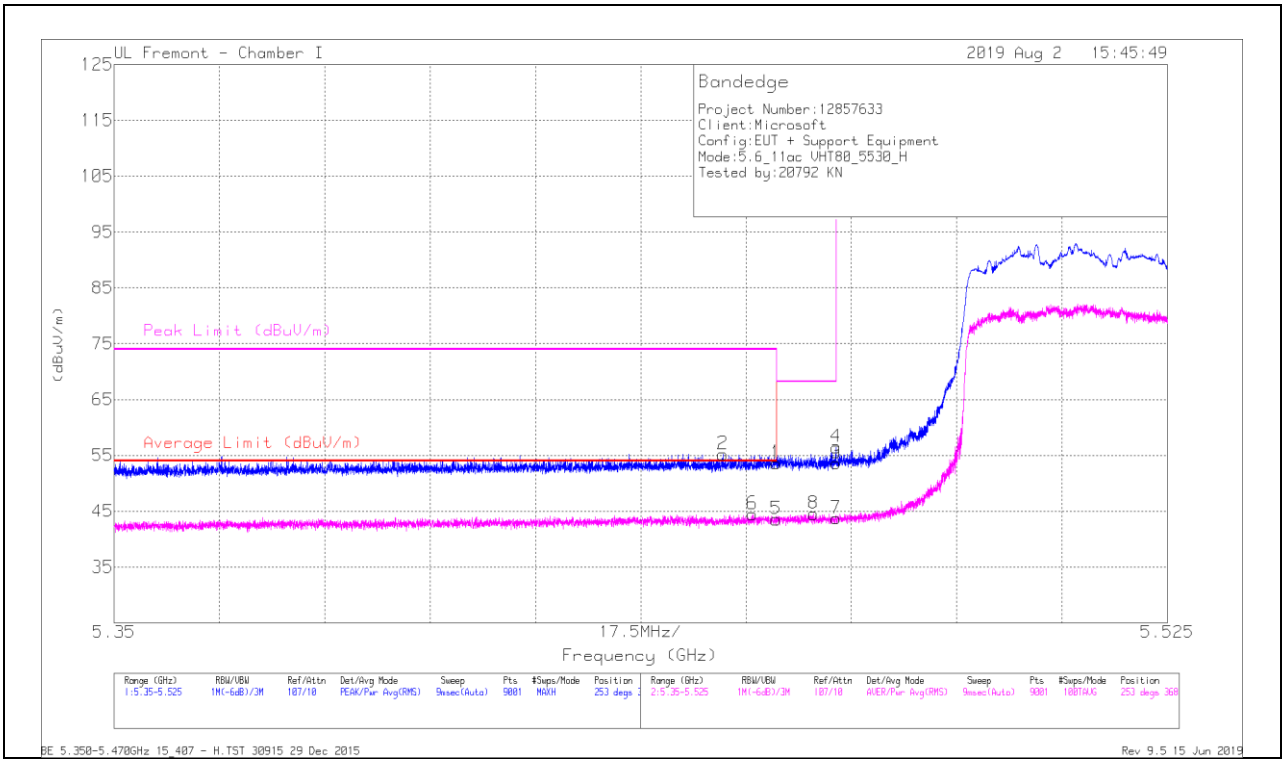

Marker	Frequency (GHz)	Meter Reading (dBuV)	Det	AF T862 (dB/m)	Amp/Cbl/Fltr/Pad (dB)	DC Corr (dB)	Corrected Reading (dBuV/m)	Average Limit (dBuV/m)	Margin (dB)	Peak Limit (dBuV/m)	PK Margin (dB)	Azimuth (Degs)	Height (cm)	Polarity
1	5.46	36.62	Pk	34.9	-17.9	0	53.62	-	-	74	-20.38	253	368	H
2	5.45115	38.33	Pk	34.8	-17.9	0	55.23	-	-	74	-18.77	253	368	H
3	5.46999	36.64	Pk	34.9	-17.9	0	53.64	-	-	68.2	-14.56	253	368	H
4	5.46993	39.56	Pk	34.9	-18	0	56.46	-	-	68.2	-11.74	253	368	H
5	5.46	25.76	RMS	34.9	-17.9	.82	43.58	54	-10.42	-	-	253	368	H
6	5.45605	26.67	RMS	34.9	-17.9	.82	44.49	54	-9.51	-	-	253	368	H
7	5.46999	25.91	RMS	34.9	-17.9	.82	43.73	-	-	-	-	253	368	H
8	5.46618	26.83	RMS	34.9	-18	.82	44.55	-	-	-	-	253	368	H

Pk - Peak detector
RMS - RMS detection

UL VERIFICATION SERVICES INC.
47173 Benicia Street, Fremont, CA 94538; USA TEL:(510) 319-4000 FAX:(510) 661-0888
This report shall not be reproduced except in full, without the written approval of UL Verification Services Inc.

VERTICAL RESULT

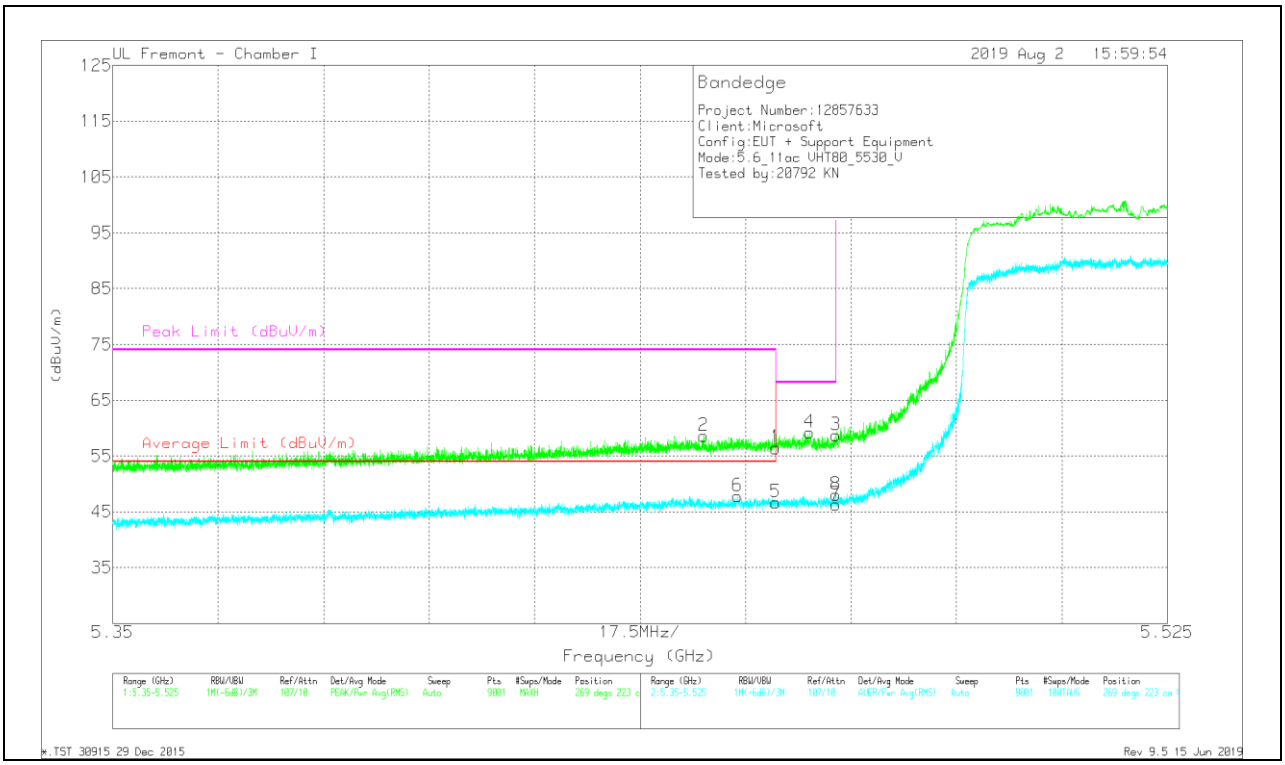

Marker	Frequency (GHz)	Meter Reading (dBuV)	Det	AF T862 (dB/m)	Amp/Cbl/Fltr/Pad (dB)	DC Corr (dB)	Corrected Reading (dBuV/m)	Average Limit (dBuV/m)	Margin (dB)	Peak Limit (dBuV/m)	PK Margin (dB)	Azimuth (Degs)	Height (cm)	Polarity
1	5.46	39.44	Pk	34.9	-17.9	0	56.44	-	-	74	-17.56	269	223	V
2	5.448	41.76	Pk	34.8	-17.9	0	58.66	-	-	74	-15.34	269	223	V
3	5.46999	41.69	Pk	34.9	-17.9	0	58.69	-	-	68.2	-9.51	269	223	V
4	5.46565	42.32	Pk	34.9	-18	0	59.22	-	-	68.2	-8.98	269	223	V
5	5.46	28.83	RMS	34.9	-17.9	.82	46.65	54	-7.35	-	-	269	223	V
6	5.45364	30.01	RMS	34.9	-17.9	.82	47.83	54	-6.17	-	-	269	223	V
7	5.46999	28.46	RMS	34.9	-17.9	.82	46.28	-	-	-	-	269	223	V
8	5.46995	30.25	RMS	34.9	-17.9	.82	48.07	-	-	-	-	269	223	V

Pk - Peak detector
RMS - RMS detection

UL VERIFICATION SERVICES INC.
47173 Benicia Street, Fremont, CA 94538; USA TEL:(510) 319-4000 FAX:(510) 661-0888
This report shall not be reproduced except in full, without the written approval of UL Verification Services Inc.

BANDEDGE (HIGH CHANNEL)

HORIZONTAL RESULT

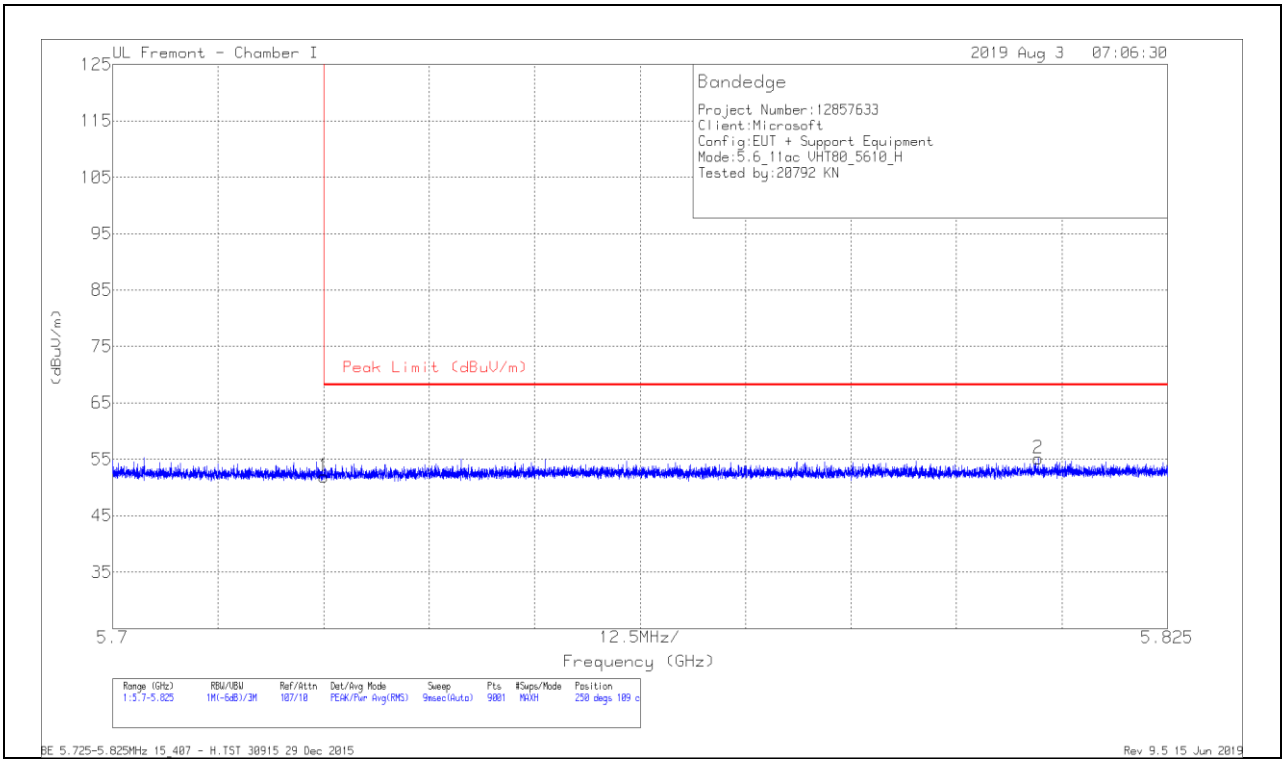

Marker	Frequency (GHz)	Meter Reading (dBuV)	Det	AF T862 (dB/m)	Amp/Cbl/Flt r/Pad (dB)	DC Corr (dB)	Corrected Reading (dBuV/m)	Peak Limit (dBuV/m)	PK Margin (dB)	Azimuth (Degs)	Height (cm)	Polarity
1	5.725	35.58	Pk	34.9	-18.5	0	51.98	68.2	-16.22	250	109	H
2	5.80967	37.82	Pk	35.2	-17.9	0	55.12	68.2	-13.08	250	109	H

Pk - Peak detector

UL VERIFICATION SERVICES INC.
47173 Benicia Street, Fremont, CA 94538; USA TEL:(510) 319-4000 FAX:(510) 661-0888
This report shall not be reproduced except in full, without the written approval of UL Verification Services Inc.

VERTICAL RESULT

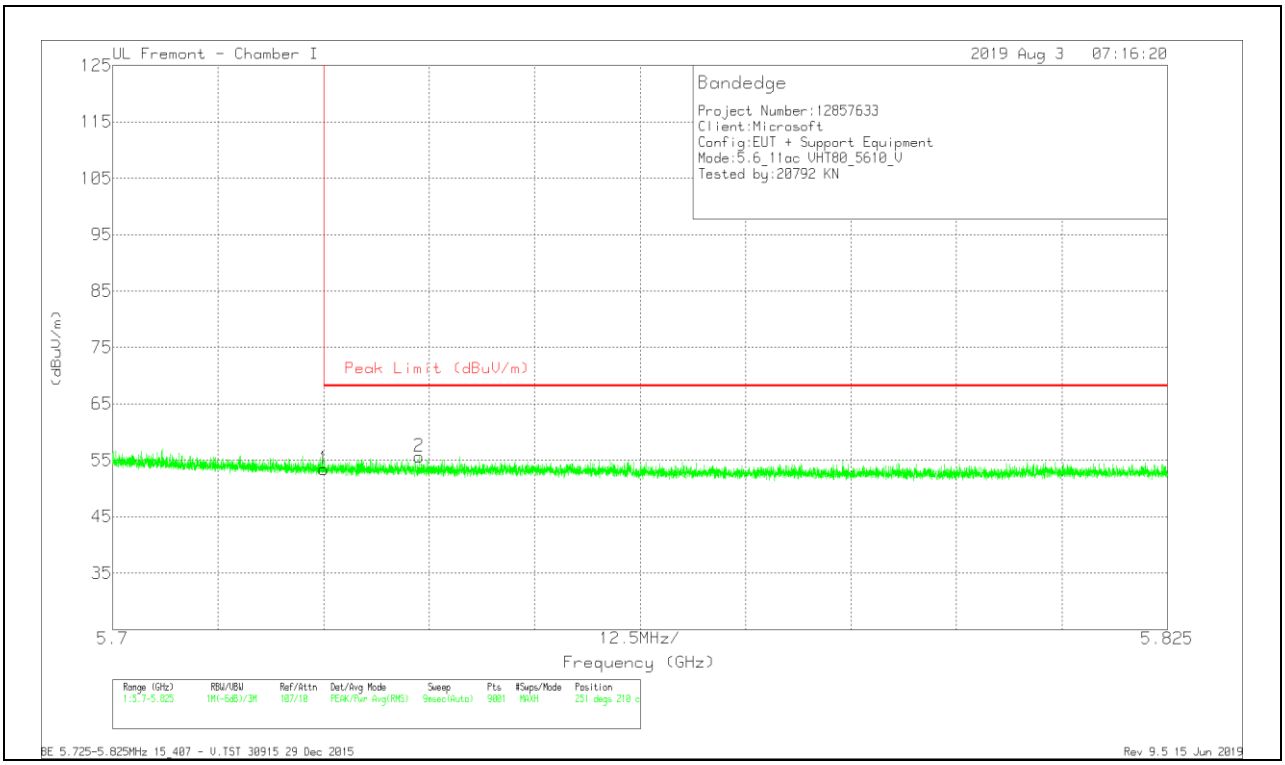

Marker	Frequency (GHz)	Meter Reading (dBuV)	Det	AF T862 (dB/m)	Amp/Cbl/Flt r/Pad (dB)	DC Corr (dB)	Corrected Reading (dBuV/m)	Peak Limit (dBuV/m)	PK Margin (dB)	Azimuth (Degs)	Height (cm)	Polarity
1	5.725	37.06	Pk	34.9	-18.5	0	53.46	68.2	-14.74	251	210	V
2	5.73632	39.05	Pk	35	-18.4	0	55.65	68.2	-12.55	251	210	V

Pk - Peak detector

UL VERIFICATION SERVICES INC.
47173 Benicia Street, Fremont, CA 94538; USA TEL:(510) 319-4000 FAX:(510) 661-0888
This report shall not be reproduced except in full, without the written approval of UL Verification Services Inc.

HARMONICS AND SPURIOUS EMISSIONS

LOW CHANNEL RESULTS

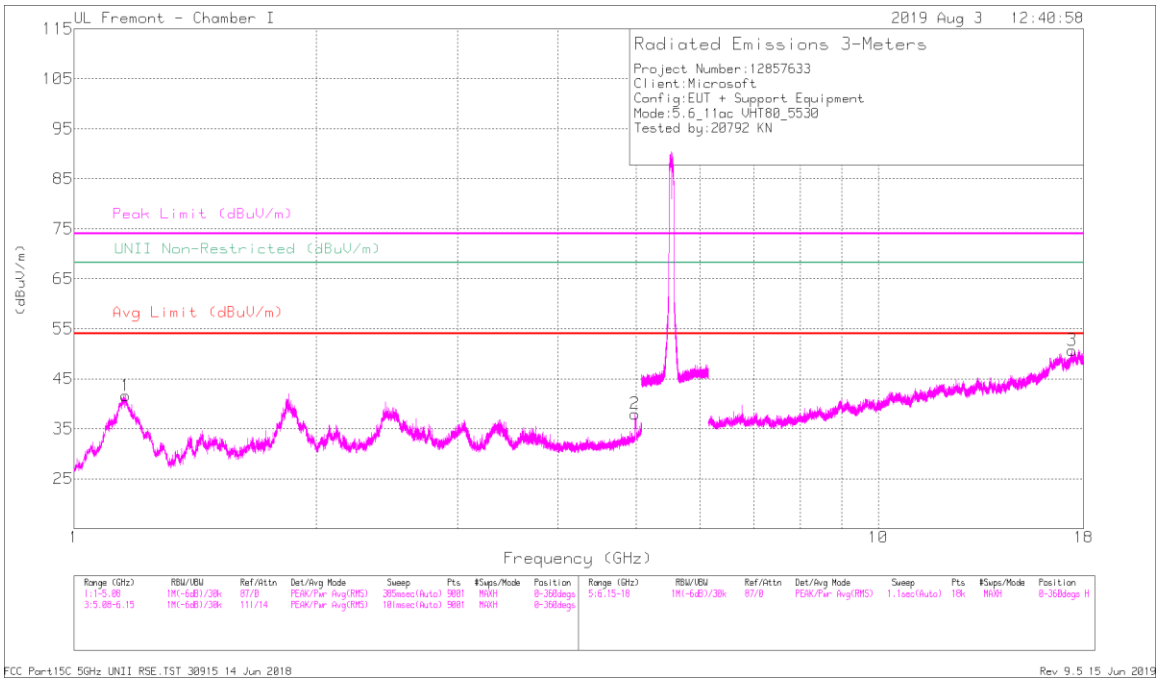

HORIZONTAL

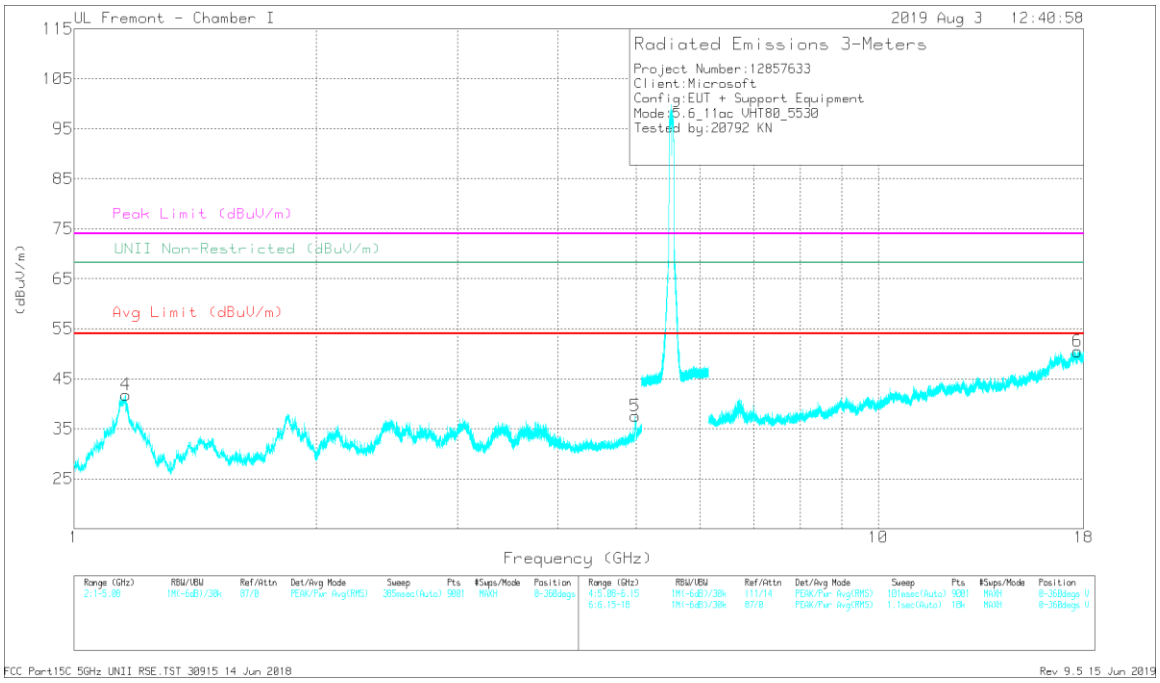

VERTICAL

UL VERIFICATION SERVICES INC.
47173 Benicia Street, Fremont, CA 94538; USA TEL:(510) 319-4000 FAX:(510) 661-0888
This report shall not be reproduced except in full, without the written approval of UL Verification Services Inc.

RADIATED EMISSIONS

Frequency (GHz)	Meter Reading (dBuV)	Det	AF T862 (dB/m)	Amp/Cbl/Fltr/Pad (dB)	DC Corr (dB)	Corrected Reading (dBuV/m)	Avg Limit (dBuV/m)	Margin (dB)	Peak Limit (dBuV/m)	PK Margin (dB)	UNII Non-Restricted (dBuV/m)	PK Margin (dB)	Azimuth (Degs)	Height (cm)	Polarity
* 1.15931	56.7	PK-U	27.6	-34	0	50.3	-	-	74	-23.7	-	-	353	165	H
* 1.15972	46.5	ADR	27.6	-34	.82	40.92	54	-13.08	-	-	-	-	353	165	H
* 4.98142	45.35	PK-U	34.1	-27	0	52.45	-	-	74	-21.55	-	-	94	157	H
* 4.98588	32.6	ADR	34.2	-27.1	.82	40.52	54	-13.48	-	-	-	-	94	157	H
* 1.15575	59.04	PK-U	27.6	-34	0	52.64	-	-	74	-21.36	-	-	264	274	V
* 1.15034	47.18	ADR	27.6	-34	.82	41.6	54	-12.4	-	-	-	-	264	274	V
* 4.98431	40.61	PK-U	34.2	-27.1	0	47.71	-	-	74	-26.29	-	-	116	139	V
* 4.9855	26.56	ADR	34.2	-27.1	.82	34.48	54	-19.52	-	-	-	-	116	139	V
17.43017	26.55	PK-U	41.2	-10.6	0	57.15	-	-	-	-	68.2	-11.05	103	255	H
17.6877	26.69	PK-U	41.5	-10.3	0	57.89	-	-	-	-	68.2	-10.31	221	261	V

* - indicates frequency in CFR47 Pt 15 / IC RSS-Restricted Band
PK-U - U-NII: Maximum Peak
ADR - U-NII AD primary method, RMS average

UL VERIFICATION SERVICES INC.
47173 Benicia Street, Fremont, CA 94538; USA TEL:(510) 319-4000 FAX:(510) 661-0888
This report shall not be reproduced except in full, without the written approval of UL Verification Services Inc.

HIGH CHANNEL RESULTS

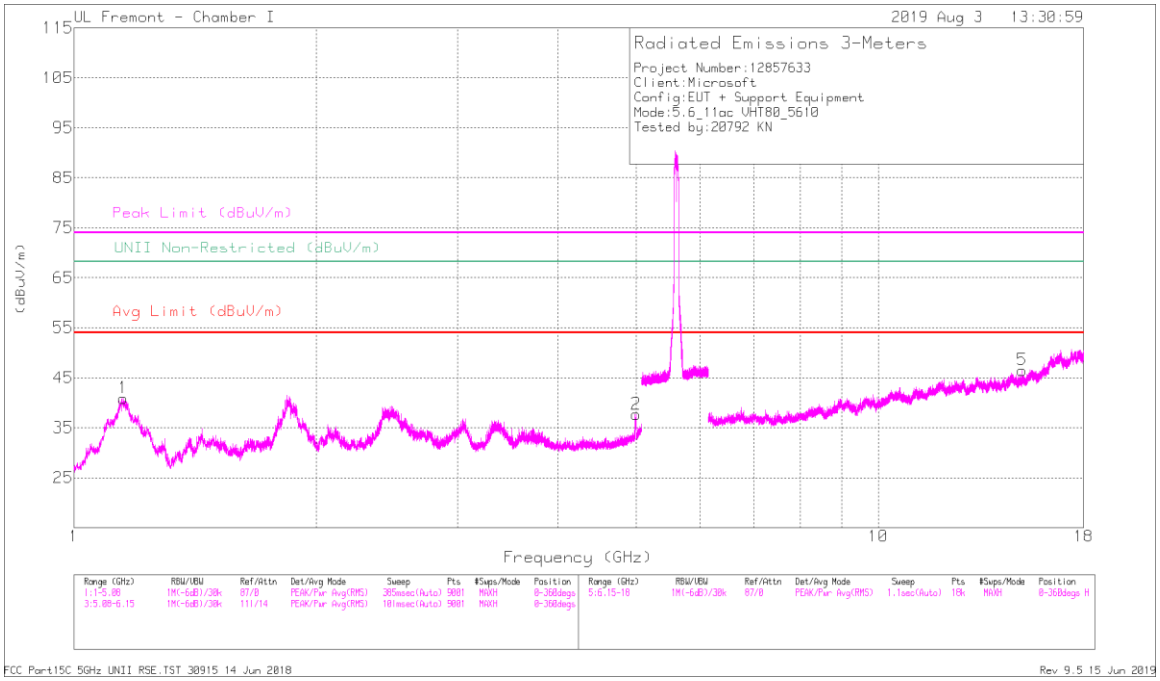

HORIZONTAL

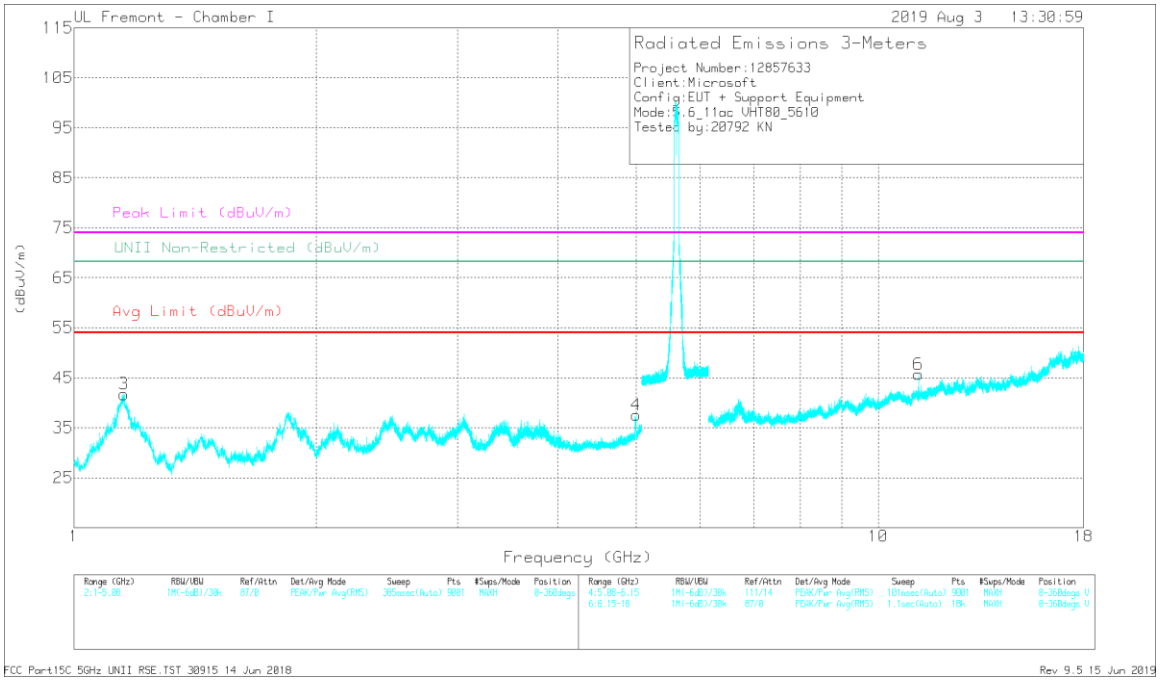

VERTICAL

UL VERIFICATION SERVICES INC.
47173 Benicia Street, Fremont, CA 94538; USA TEL:(510) 319-4000 FAX:(510) 661-0888
This report shall not be reproduced except in full, without the written approval of UL Verification Services Inc.

RADIATED EMISSIONS

Frequency (GHz)	Meter Reading (dBuV)	Det	AF T862 (dB/m)	Amp/Cbl/Fltr/Pad (dB)	DC Corr (dB)	Corrected Reading (dBuV/m)	Avg Limit (dBuV/m)	Margin (dB)	Peak Limit (dBuV/m)	PK Margin (dB)	UNII Non-Restricted (dBuV/m)	PK Margin (dB)	Azimuth (Degs)	Height (cm)	Polarity
* 1.15152	57.59	PK-U	27.6	-34	0	51.19	-	-	74	-22.81	-	-	347	224	H
* 1.1528	47.95	ADR	27.6	-34	.82	42.37	54	-11.63	-	-	-	-	347	224	H
* 4.99588	42.69	PK-U	34.2	-27.2	0	49.69	-	-	74	-24.31	-	-	113	162	H
* 4.99506	27.25	ADR	34.2	-27.2	.82	35.07	54	-18.93	-	-	-	-	113	162	H
* 1.15273	57.8	PK-U	27.6	-34	0	51.4	-	-	74	-22.6	-	-	265	277	V
* 1.15148	47.12	ADR	27.6	-34	.82	41.54	54	-12.46	-	-	-	-	265	277	V
* 4.99954	42.86	PK-U	34.3	-27.1	0	50.06	-	-	74	-23.94	-	-	281	214	V
* 4.99778	26.94	ADR	34.2	-27.1	.82	34.86	54	-19.14	-	-	-	-	281	214	V
15.09931	27.53	PK-U	39.6	-14.9	0	52.23	-	-	-	-	68.2	-15.97	185	191	H
* 11.22005	30.78	PK-U	38	-16.9	0	51.88	-	-	74	-22.12	-	-	206	200	V
* 11.21997	23.29	ADR	38	-16.9	.82	45.21	54	-8.79	-	-	-	-	206	200	V

* - indicates frequency in CFR47 Pt 15 / IC RSS-Restricted Band
PK-U - U-NII: Maximum Peak
ADR - U-NII AD primary method, RMS average

UL VERIFICATION SERVICES INC.
47173 Benicia Street, Fremont, CA 94538; USA TEL:(510) 319-4000 FAX:(510) 661-0888
This report shall not be reproduced except in full, without the written approval of UL Verification Services Inc.

CHANNEL 138 RESULTS

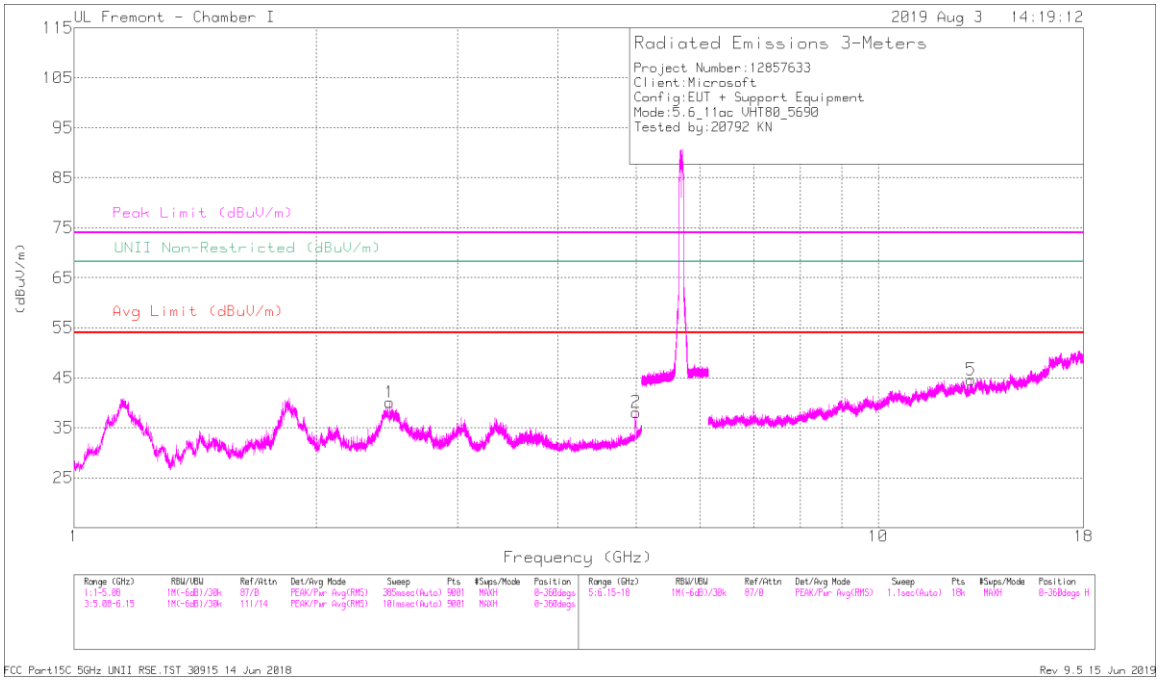

HORIZONTAL

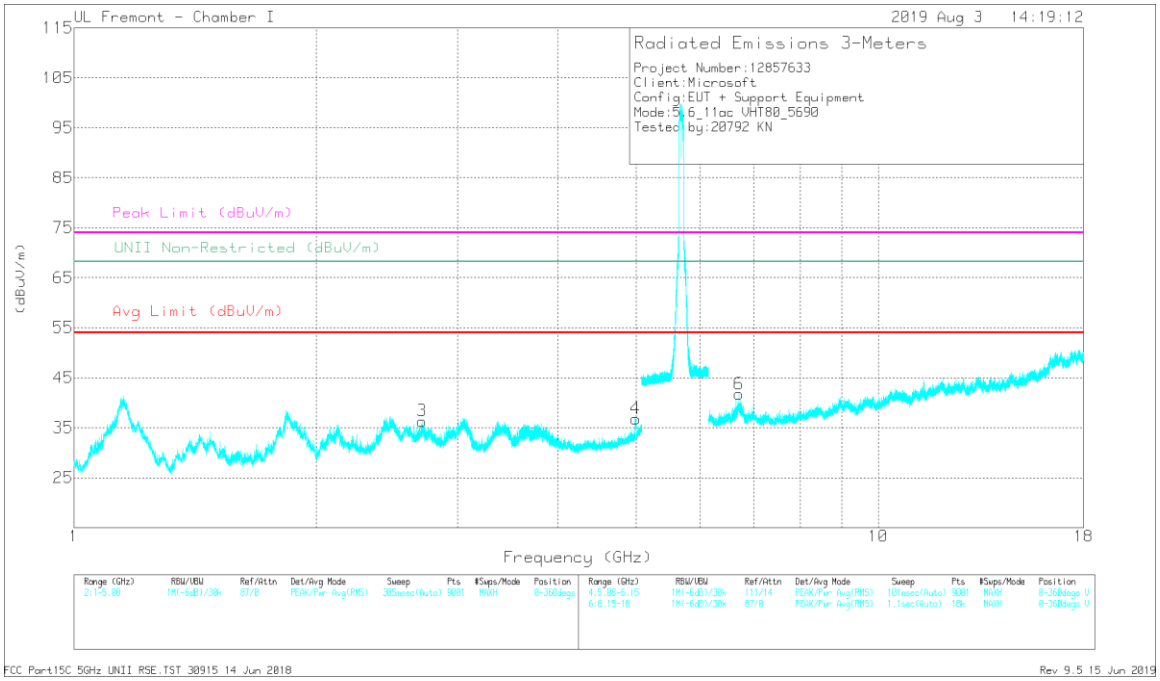

VERTICAL

UL VERIFICATION SERVICES INC.
47173 Benicia Street, Fremont, CA 94538; USA TEL:(510) 319-4000 FAX:(510) 661-0888
This report shall not be reproduced except in full, without the written approval of UL Verification Services Inc.

RADIATED EMISSIONS

Frequency (GHz)	Meter Reading (dBuV)	Det	AF T862 (dB/m)	Amp/Cbl/Fltr/Pad (dB)	DC Corr (dB)	Corrected Reading (dBuV/m)	Avg Limit (dBuV/m)	Margin (dB)	Peak Limit (dBuV/m)	PK Margin (dB)	UNII Non-Restricted (dBuV/m)	PK Margin (dB)	Azimuth (Degs)	Height (cm)	Polarity
* 5.0002	41.44	PK-U	34.3	-27.1	0	48.64	-	-	74	-25.36	-	-	90	162	H
* 4.99731	26.72	ADR	34.2	-27.2	.82	34.54	54	-19.46	-	-	-	-	90	162	H
2.46863	47.76	PK-U	32.3	-31.5	0	48.56	-	-	-	-	68.2	-19.64	331	108	H
* 2.70636	43.91	PK-U	32.4	-31.5	0	44.81	-	-	74	-29.19	-	-	315	100	V
* 2.70824	33.71	ADR	32.4	-31.5	.82	35.43	54	-18.57	-	-	-	-	315	100	V
* 4.99362	40.29	PK-U	34.2	-27.2	0	47.29	-	-	74	-26.71	-	-	117	157	V
* 4.99531	26.87	ADR	34.2	-27.2	.82	34.69	54	-19.31	-	-	-	-	117	157	V
13.03896	27.71	PK-U	39.2	-16.7	0	50.21	-	-	-	-	68.2	-17.99	284	133	H
6.71307	35.3	PK-U	35.6	-21	0	49.9	-	-	-	-	68.2	-18.3	291	195	V

* - indicates frequency in CFR47 Pt 15 / IC RSS-Restricted Band
PK-U - U-NII: Maximum Peak
ADR - U-NII AD primary method, RMS average

UL VERIFICATION SERVICES INC.
47173 Benicia Street, Fremont, CA 94538; USA TEL:(510) 319-4000 FAX:(510) 661-0888
This report shall not be reproduced except in full, without the written approval of UL Verification Services Inc.

9.1.13. TX ABOVE 1 GHz 802.11a MODE IN THE 5.8 GHz BAND

2TX Antenna 1 + Antenna 2 CDD MODE

BANDEDGE (LOW CHANNEL)

HORIZONTAL RESULT

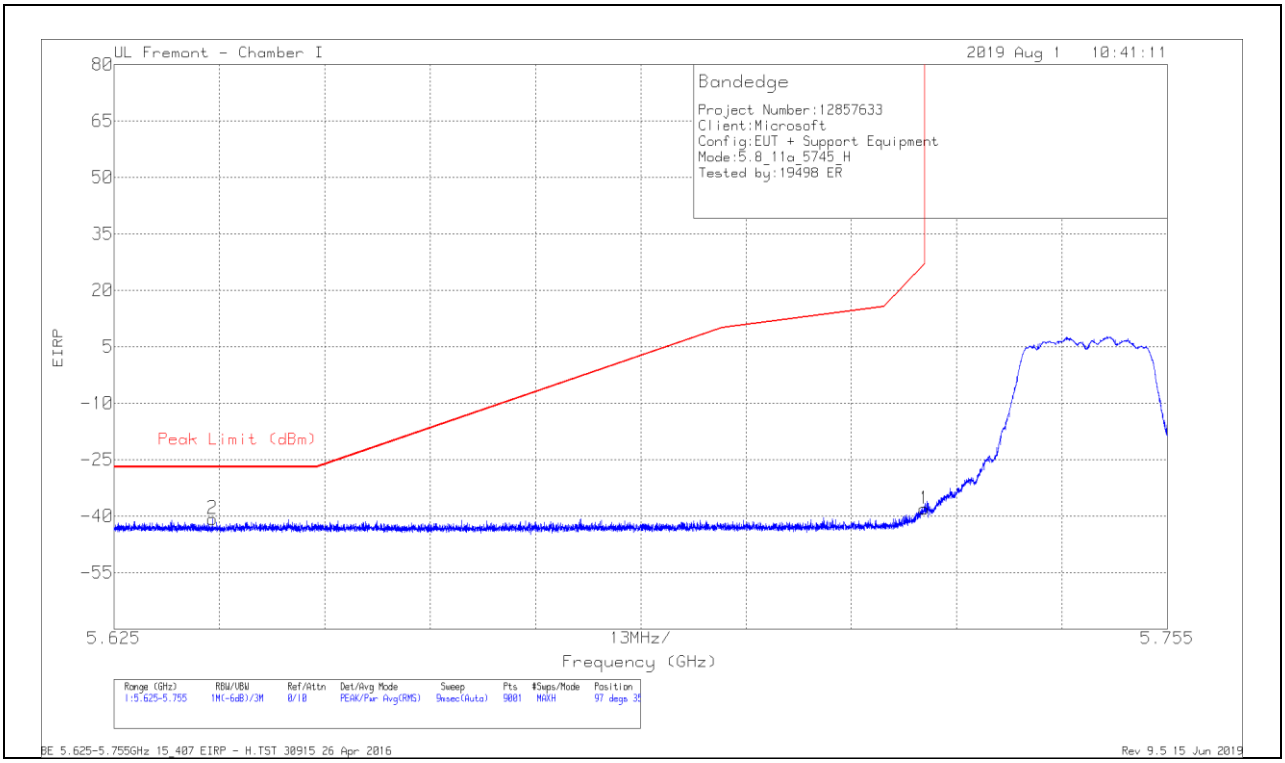

Marker	Frequency (GHz)	Meter Reading (dBm)	Det	AF T862 (dB/m)	Amp/Cbl/Flt r/Pad (dB)	Conversion Factor (dB)	Corrected Reading EIRP	Peak Limit (dBm)	PK Margin (dB)	Azimuth (Degs)	Height (cm)	Polarity
1	5.725	-66.26	Pk	34.9	-18.5	11.8	-38.06	26.99	-65.05	97	357	H
2	5.63715	-68.93	Pk	35	-18.6	11.8	-40.73	-27	-13.73	97	357	H

Pk - Peak detector

UL VERIFICATION SERVICES INC.
47173 Benicia Street, Fremont, CA 94538; USA TEL:(510) 319-4000 FAX:(510) 661-0888
This report shall not be reproduced except in full, without the written approval of UL Verification Services Inc.

VERTICAL RESULT

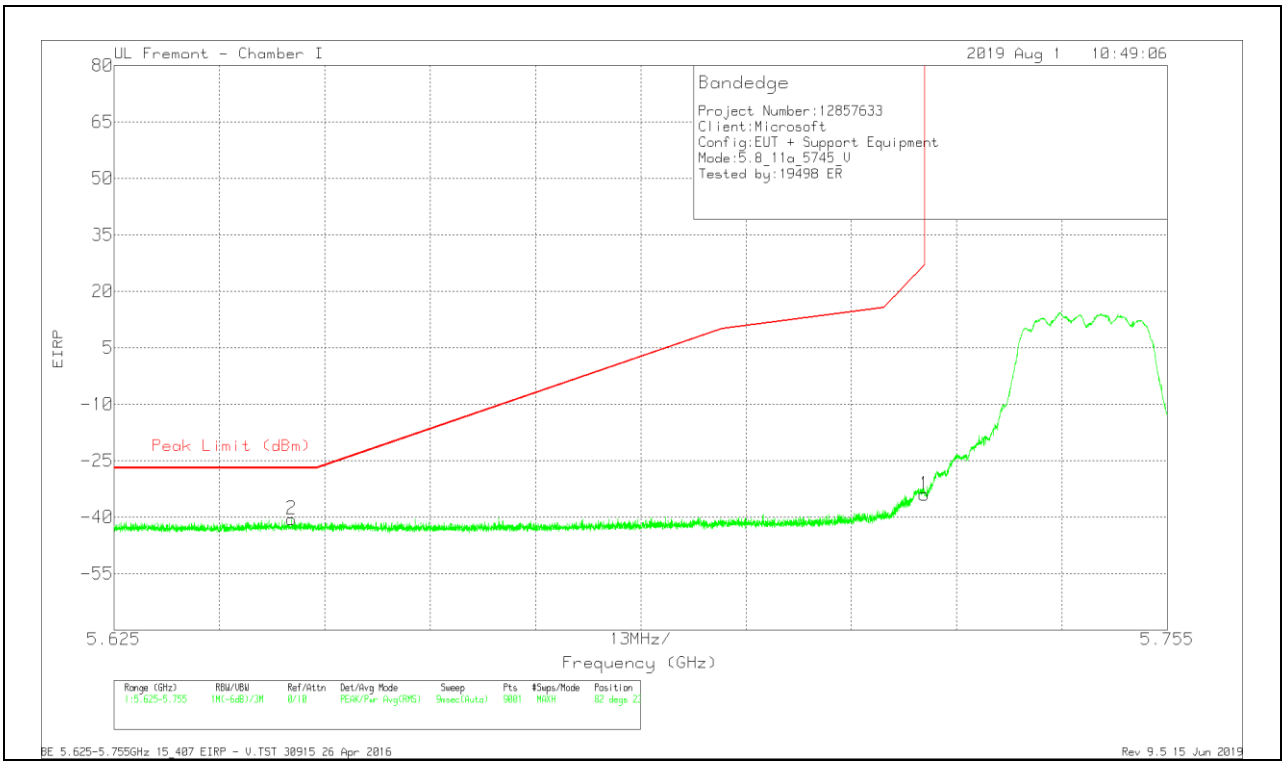

Marker	Frequency (GHz)	Meter Reading (dBm)	Det	AF T862 (dB/m)	Amp/Cbl/Flt r/Pad (dB)	Conversion Factor (dB)	Corrected Reading EIRP	Peak Limit (dBm)	PK Margin (dB)	Azimuth (Degs)	Height (cm)	Polarity
1	5.725	-62.16	Pk	34.9	-18.5	11.8	-33.96	26.99	-60.95	82	234	V
2	5.64688	-68.83	Pk	35.1	-18.6	11.8	-40.53	-27	-13.53	82	234	V

Pk - Peak detector

UL VERIFICATION SERVICES INC.
47173 Benicia Street, Fremont, CA 94538; USA TEL:(510) 319-4000 FAX:(510) 661-0888
This report shall not be reproduced except in full, without the written approval of UL Verification Services Inc.

BANDEDGE (HIGH CHANNEL)

HORIZONTAL RESULT

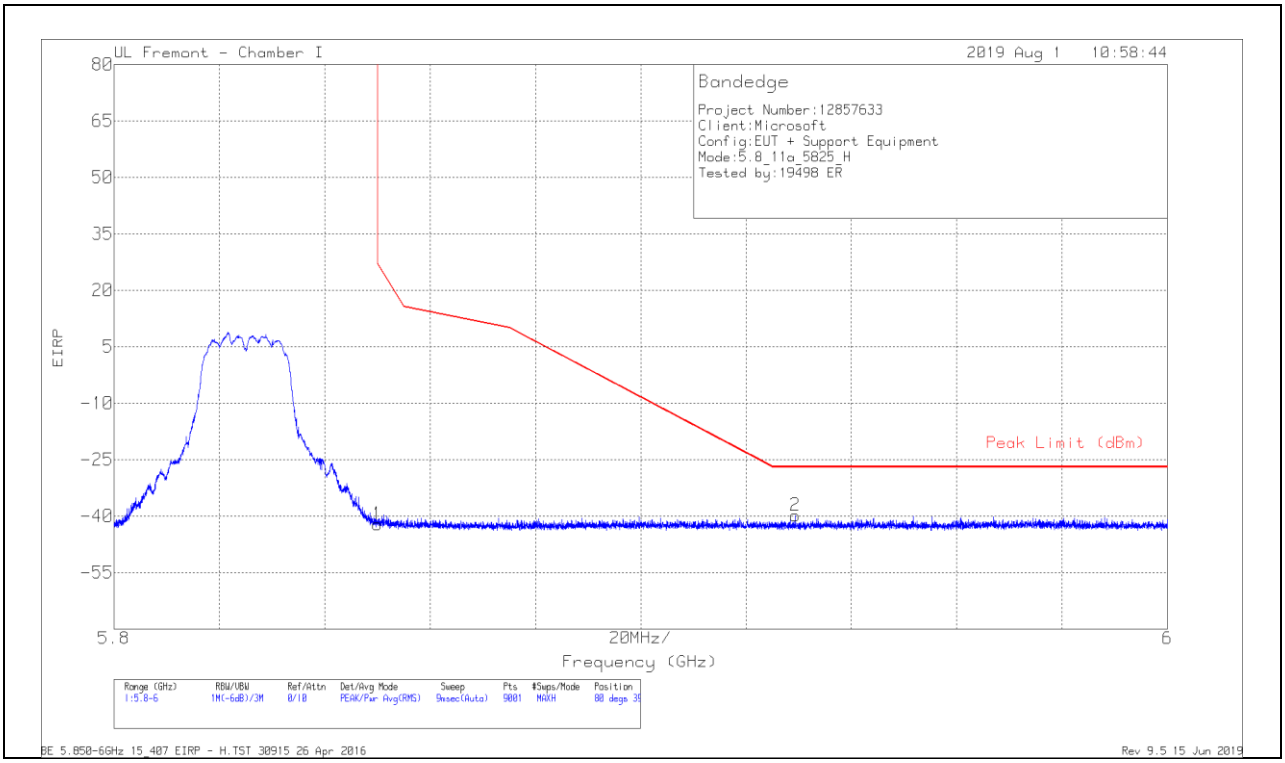

Marker	Frequency (GHz)	Meter Reading (dBm)	Det	AF T862 (dB/m)	Amp/Cbl/Flt r/Pad (dB)	Conversion Factor (dB)	Corrected Reading EIRP	Peak Limit (dBm)	PK Margin (dB)	Azimuth (Degs)	Height (cm)	Polarity
1	5.85002	-71.71	Pk	35.1	-17.4	11.8	-42.21	26.95	-69.16	80	391	H
2	5.92931	-69.35	Pk	35.1	-17.4	11.8	-39.85	-27	-12.85	80	391	H

Pk - Peak detector

UL VERIFICATION SERVICES INC.
47173 Benicia Street, Fremont, CA 94538; USA TEL:(510) 319-4000 FAX:(510) 661-0888
This report shall not be reproduced except in full, without the written approval of UL Verification Services Inc.

VERTICAL RESULT

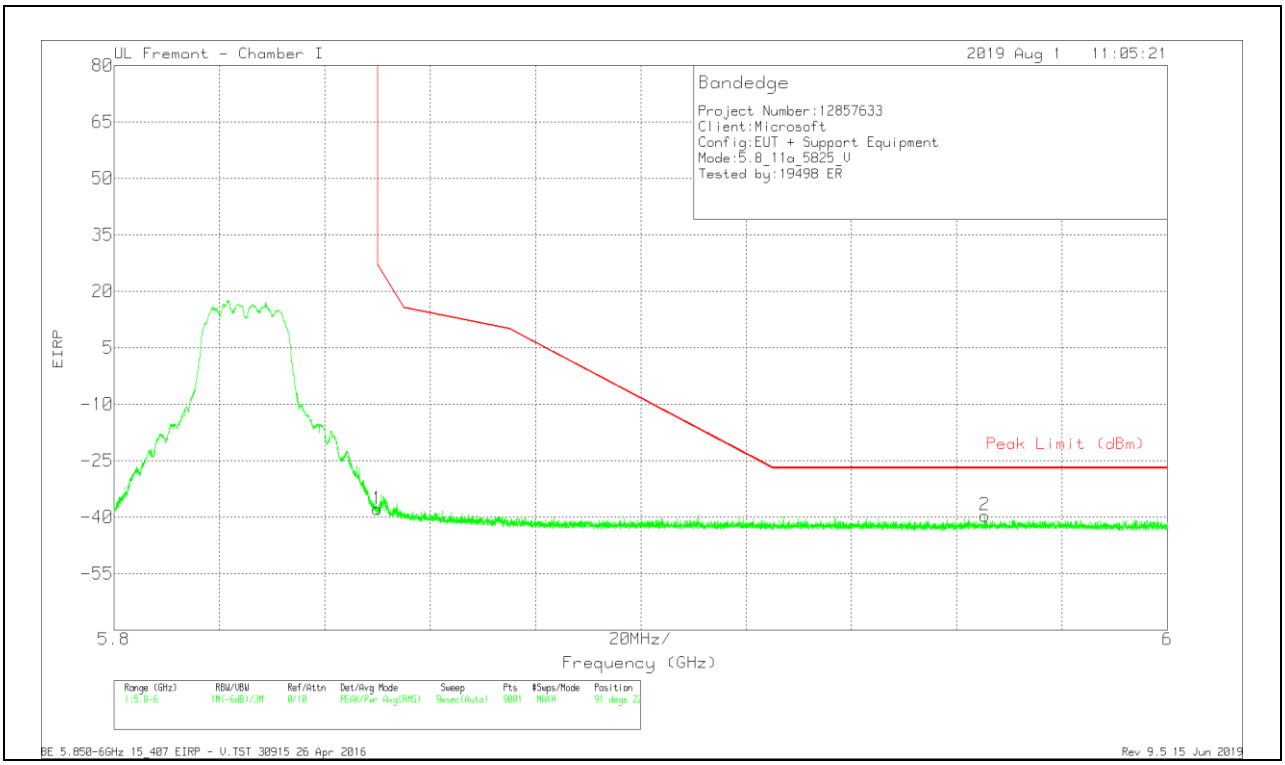

Marker	Frequency (GHz)	Meter Reading (dBm)	Det	AF T862 (dB/m)	Amp/Cbl/Flt r/Pad (dB)	Conversion Factor (dB)	Corrected Reading EIRP	Peak Limit (dBm)	PK Margin (dB)	Azimuth (Degs)	Height (cm)	Polarity
1	5.85002	-67.39	Pk	35.1	-17.4	11.8	-37.89	26.95	-64.84	91	223	V
2	5.96529	-69.09	Pk	35.2	-17.5	11.8	-39.59	-27	-12.59	91	223	V

Pk - Peak detector

UL VERIFICATION SERVICES INC.
47173 Benicia Street, Fremont, CA 94538; USA TEL:(510) 319-4000 FAX:(510) 661-0888
This report shall not be reproduced except in full, without the written approval of UL Verification Services Inc.

HARMONICS AND SPURIOUS EMISSIONS

LOW CHANNEL RESULTS

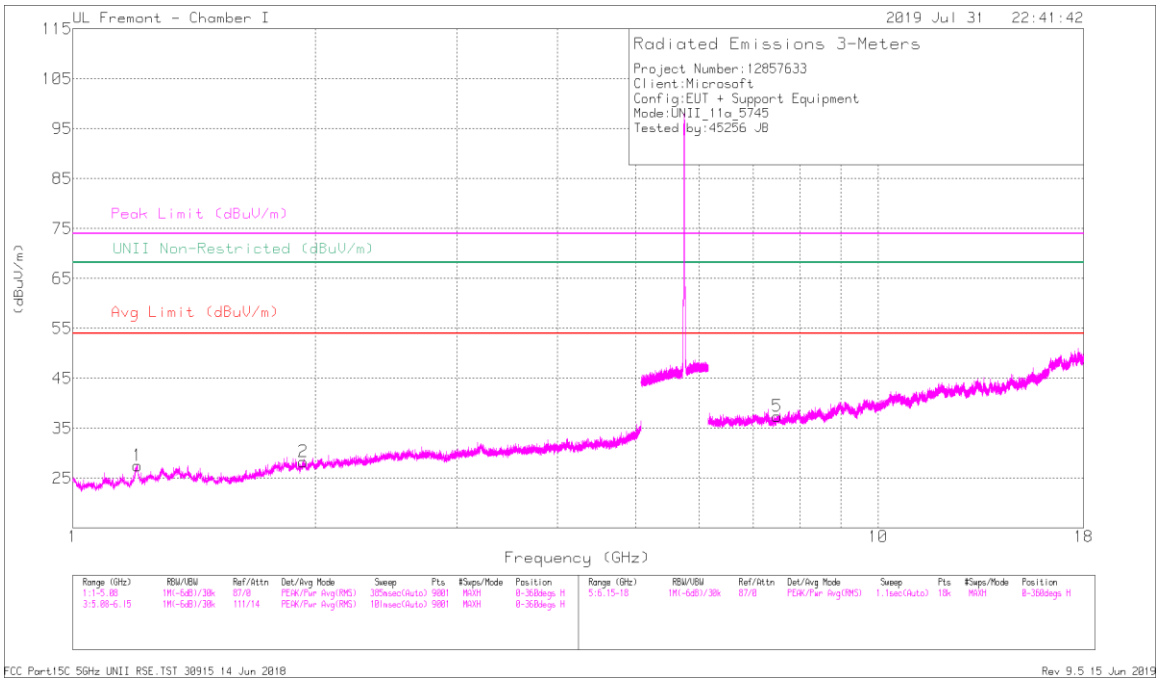

HORIZONTAL

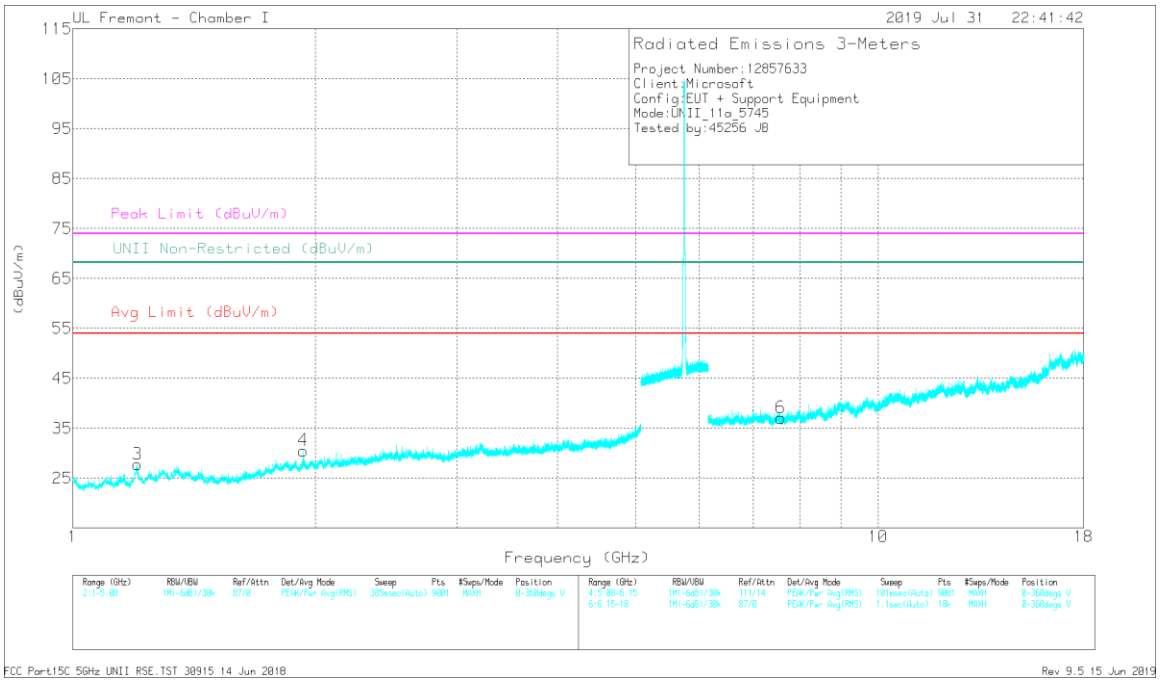

VERTICAL

UL VERIFICATION SERVICES INC.
47173 Benicia Street, Fremont, CA 94538; USA TEL:(510) 319-4000 FAX:(510) 661-0888
This report shall not be reproduced except in full, without the written approval of UL Verification Services Inc.

RADIATED EMISSIONS

Marker	Frequency (GHz)	Meter Reading (dBuV)	Det	AF T862 (dB/m)	Amp/Cbl/Fltr/Pad (dB)	DC Corr (dB)	Corrected Reading (dBuV/m)	Avg Limit (dBuV/m)	Margin (dB)	Peak Limit (dBuV/m)	PK Margin (dB)	UNII Non-Restricted (dBuV/m)	PK Margin (dB)	Azimuth (Degs)	Height (cm)	Polarity
2	1.93204	38.27	PK-U	30.7	-32.7	0	36.27	-	-	-	-	68.2	-31.93	173	293	H
1	* 1.20555	40.95	PK-U	28.4	-34	0	35.35	-	-	74	-38.65	-	-	328	165	H
	* 1.20347	31.69	ADR	28.5	-34	.22	26.41	54	-27.59	-	-	-	-	328	165	H
4	1.93316	39.3	PK-U	30.7	-32.7	0	37.3	-	-	-	-	68.2	-30.9	21	192	V
3	* 1.20117	41.2	PK-U	28.5	-34	0	35.7	-	-	74	-38.3	-	-	85	269	V
	* 1.20064	31.71	ADR	28.5	-34	.22	26.43	54	-27.57	-	-	-	-	85	269	V
5	* 7.49899	29.12	PK-U	35.5	-19.5	0	45.12	-	-	74	-28.88	-	-	108	116	H
	* 7.49747	19.45	ADR	35.5	-19.5	.22	35.67	54	-18.33	-	-	-	-	108	116	H
6	* 7.57108	28.71	PK-U	35.6	-20.4	0	43.91	-	-	74	-30.09	-	-	321	310	V
	* 7.57271	19.38	ADR	35.6	-20.5	.22	34.7	54	-19.3	-	-	-	-	321	310	V

* - indicates frequency in CFR47 Pt 15 / IC RSS-Restricted Band
PK-U - U-NII: Maximum Peak
ADR - U-NII AD primary method, RMS average

UL VERIFICATION SERVICES INC.
47173 Benicia Street, Fremont, CA 94538; USA TEL:(510) 319-4000 FAX:(510) 661-0888
This report shall not be reproduced except in full, without the written approval of UL Verification Services Inc.

MID CHANNEL RESULTS

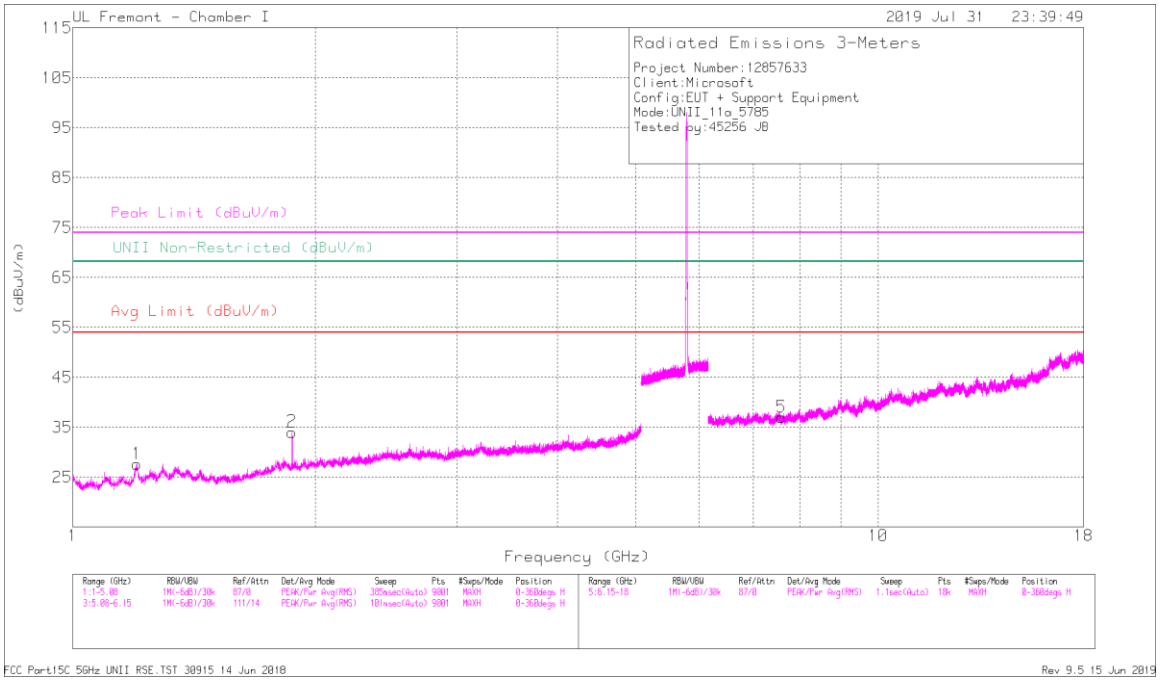

HORIZONTAL

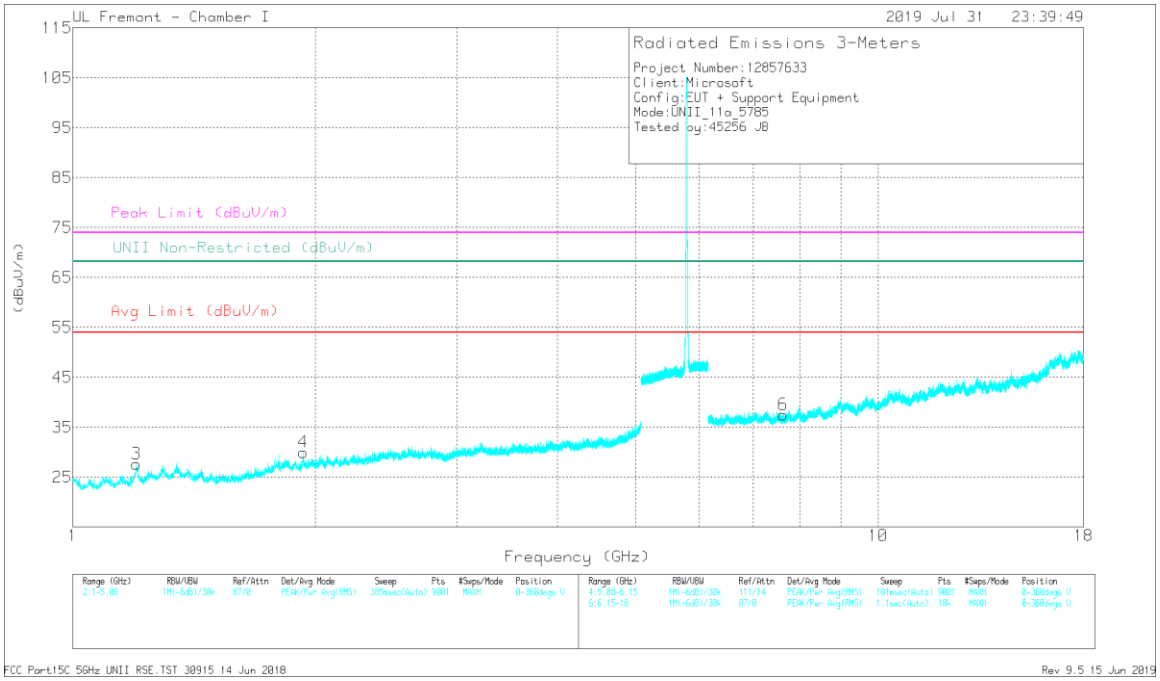

VERTICAL

UL VERIFICATION SERVICES INC.
47173 Benicia Street, Fremont, CA 94538; USA TEL:(510) 319-4000 FAX:(510) 661-0888
This report shall not be reproduced except in full, without the written approval of UL Verification Services Inc.

RADIATED EMISSIONS

Marker	Frequency (GHz)	Meter Reading (dBuV)	Det	AF T862 (dB/m)	Amp/Cbl/Fltr/Pad (dB)	DC Corr (dB)	Corrected Reading (dBuV/m)	Avg Limit (dBuV/m)	Margin (dB)	Peak Limit (dBuV/m)	PK Margin (dB)	UNII Non-Restricted (dBuV/m)	PK Margin (dB)	Azimuth (Degs)	Height (cm)	Polarity
2	1.87169	37.43	PK-U	30.9	-32.6	0	35.73	-	-	-	-	68.2	-32.47	259	183	H
1	* 1.19927	40.6	PK-U	28.5	-34	0	35.1	-	-	74	-38.9	-	-	325	172	H
	* 1.19989	31.81	ADR	28.5	-34	.22	26.53	54	-27.47	-	-	-	-	325	172	H
4	1.93339	38.34	PK-U	30.7	-32.7	0	36.34	-	-	-	-	68.2	-31.86	163	196	V
3	* 1.19989	40.9	PK-U	28.5	-34	0	35.4	-	-	74	-38.6	-	-	120	199	V
	* 1.20119	30.8	ADR	28.5	-34	.22	25.52	54	-28.48	-	-	-	-	120	199	V
5	* 7.58466	28.92	PK-U	35.6	-20.6	0	43.92	-	-	74	-30.08	-	-	5	315	H
	* 7.58632	19.7	ADR	35.6	-20.6	.22	34.92	54	-19.08	-	-	-	-	5	315	H
6	* 7.62147	28.76	PK-U	35.7	-20.9	0	43.56	-	-	74	-30.44	-	-	269	100	V
	* 7.623	19.95	ADR	35.7	-20.9	.22	34.97	54	-19.03	-	-	-	-	269	100	V

* - indicates frequency in CFR47 Pt 15 / IC RSS-Restricted Band
PK-U - U-NII: Maximum Peak
ADR - U-NII AD primary method, RMS average

UL VERIFICATION SERVICES INC.
47173 Benicia Street, Fremont, CA 94538; USA TEL:(510) 319-4000 FAX:(510) 661-0888
This report shall not be reproduced except in full, without the written approval of UL Verification Services Inc.

HIGH CHANNEL RESULTS

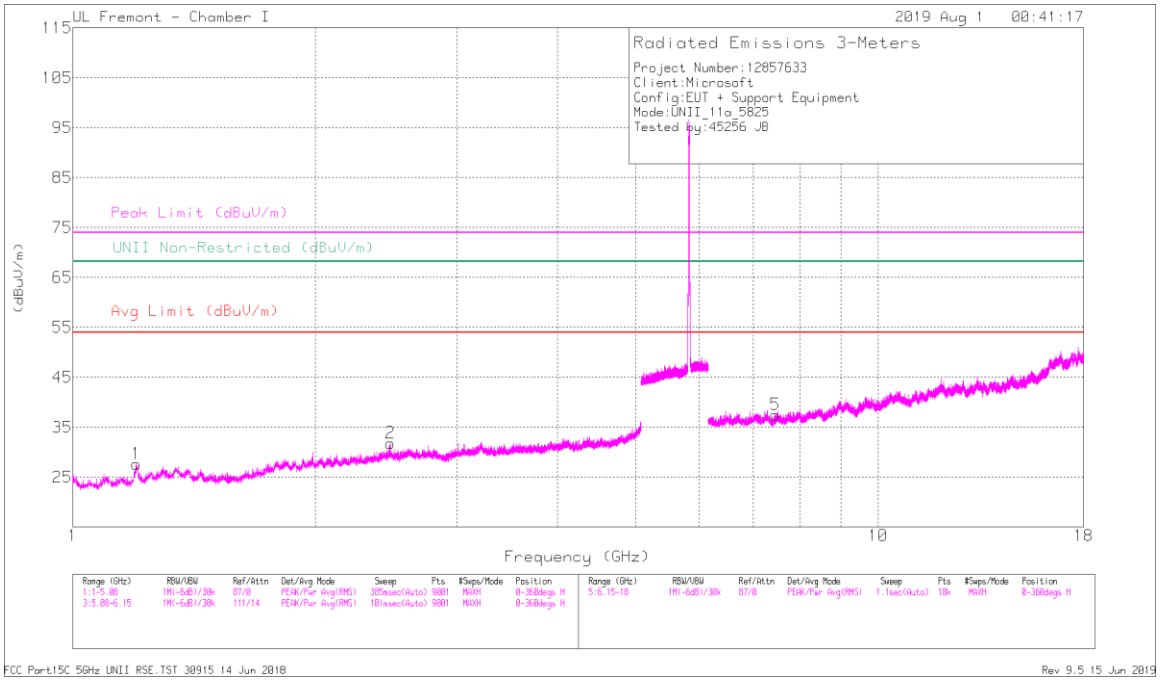

HORIZONTAL

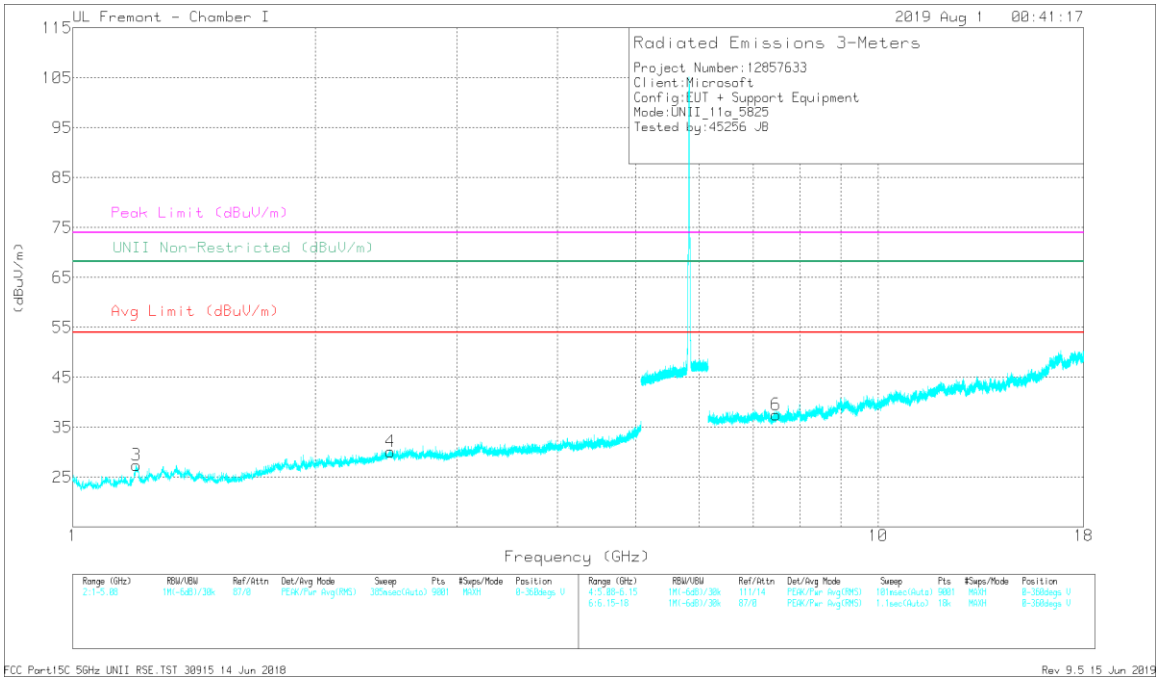

VERTICAL

UL VERIFICATION SERVICES INC.
47173 Benicia Street, Fremont, CA 94538; USA TEL:(510) 319-4000 FAX:(510) 661-0888
This report shall not be reproduced except in full, without the written approval of UL Verification Services Inc.

RADIATED EMISSIONS

Marker	Frequency (GHz)	Meter Reading (dBuV)	Det	AF T862 (dB/m)	Amp/Cbl/Fltr/Pad (dB)	DC Corr (dB)	Corrected Reading (dBuV/m)	Avg Limit (dBuV/m)	Margin (dB)	Peak Limit (dBuV/m)	PK Margin (dB)	UNII Non-Restricted (dBuV/m)	PK Margin (dB)	Azimuth (Degs)	Height (cm)	Polarity
2	2.482	38.12	PK-U	32.4	-31.5	0	39.02	-	-	-	-	68.2	-29.18	289	217	H
1	* 1.20147	40.91	PK-U	28.5	-34	0	35.41	-	-	74	-38.59	-	-	353	158	H
	* 1.19964	31.43	ADR	28.5	-34	.22	26.15	54	-27.85	-	-	-	-	353	158	H
4	2.48022	37.73	PK-U	32.4	-31.5	0	38.63	-	-	-	-	68.2	-29.57	8	144	V
3	* 1.20167	40.83	PK-U	28.5	-34	0	35.33	-	-	74	-38.67	-	-	126	192	V
	* 1.19941	31.32	ADR	28.5	-34	.22	26.04	54	-27.96	-	-	-	-	126	192	V
5	* 7.45634	30.09	PK-U	35.6	-20.4	0	45.29	-	-	74	-28.71	-	-	124	203	H
	* 7.45695	19.69	ADR	35.6	-20.4	.22	35.11	54	-18.89	-	-	-	-	124	203	H
6	* 7.4667	29.16	PK-U	35.5	-20.5	0	44.16	-	-	74	-29.84	-	-	124	169	V
	* 7.46844	20.07	ADR	35.5	-20.5	.22	35.29	54	-18.71	-	-	-	-	124	169	V

* - indicates frequency in CFR47 Pt 15 / IC RSS-Restricted Band
PK-U - U-NII: Maximum Peak
ADR - U-NII AD primary method, RMS average

UL VERIFICATION SERVICES INC.
47173 Benicia Street, Fremont, CA 94538; USA TEL:(510) 319-4000 FAX:(510) 661-0888
This report shall not be reproduced except in full, without the written approval of UL Verification Services Inc.

9.1.14. TX ABOVE 1 GHz 802.11n HT20 MODE IN THE 5.8 GHz BAND

2TX Antenna 1 + Antenna 2 CDD MODE

BANDEDGE (LOW CHANNEL)

HORIZONTAL RESULT

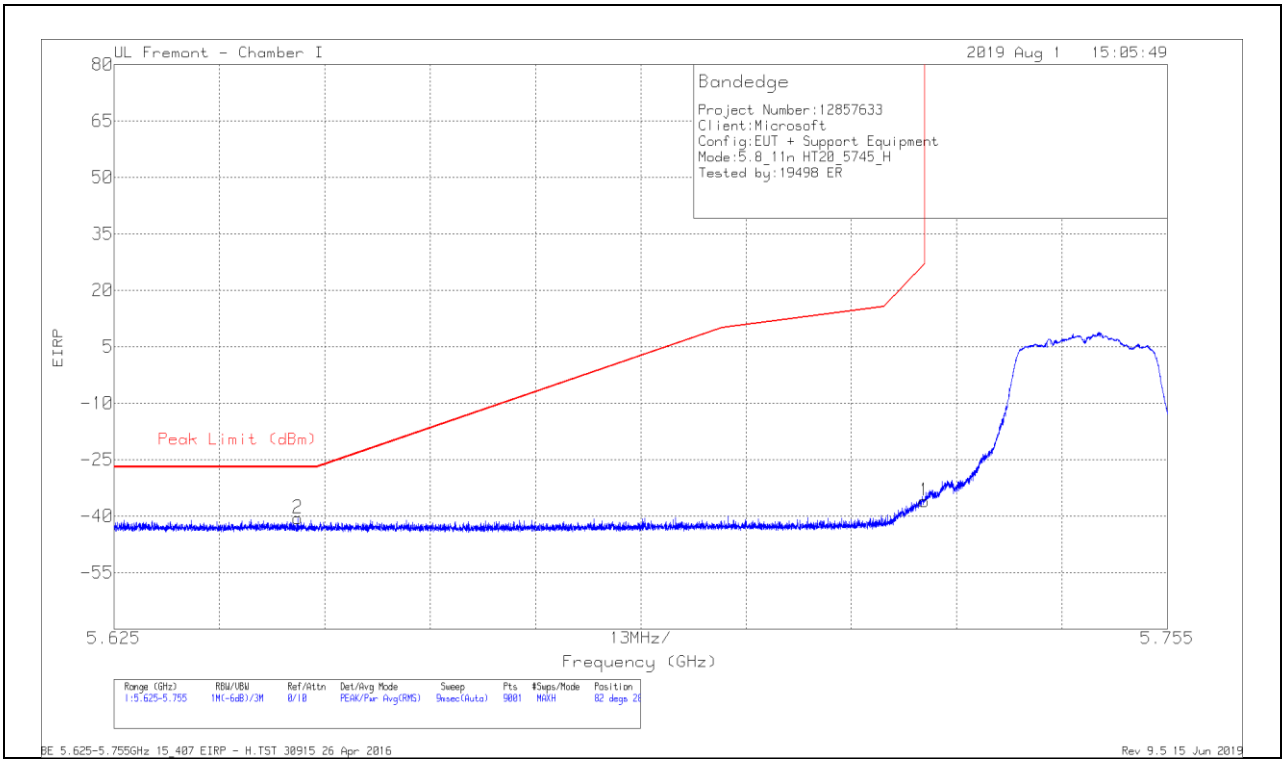

Marker	Frequency (GHz)	Meter Reading (dBm)	Det	AF T862 (dB/m)	Amp/Cbl/Flt r/Pad (dB)	Conversion Factor (dB)	Corrected Reading EIRP	Peak Limit (dBm)	PK Margin (dB)	Azimuth (Degs)	Height (cm)	Polarity
1	5.725	-64.16	Pk	34.9	-18.5	11.8	-35.96	26.99	-62.95	82	288	H
2	5.64768	-68.86	Pk	35.1	-18.6	11.8	-40.56	-27	-13.56	82	288	H

Pk - Peak detector

UL VERIFICATION SERVICES INC.
47173 Benicia Street, Fremont, CA 94538; USA TEL:(510) 319-4000 FAX:(510) 661-0888
This report shall not be reproduced except in full, without the written approval of UL Verification Services Inc.

VERTICAL RESULT

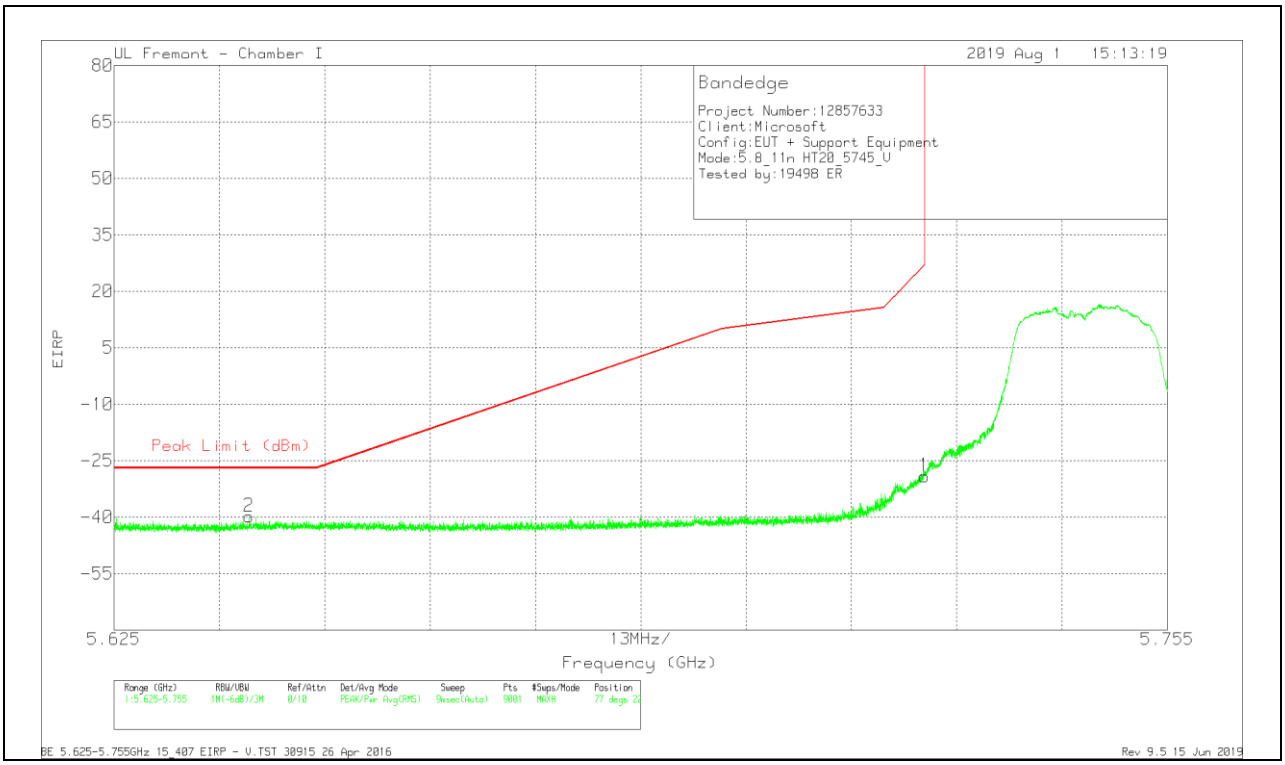

Marker	Frequency (GHz)	Meter Reading (dBm)	Det	AF T862 (dB/m)	Amp/Cbl/Flt r/Pad (dB)	Conversion Factor (dB)	Corrected Reading EIRP	Peak Limit (dBm)	PK Margin (dB)	Azimuth (Degs)	Height (cm)	Polarity
1	5.725	-57.34	Pk	34.9	-18.5	11.8	-29.14	26.99	-56.13	77	220	V
2	5.64164	-68.12	Pk	35.1	-18.6	11.8	-39.82	-27	-12.82	77	220	V

Pk - Peak detector

UL VERIFICATION SERVICES INC.
47173 Benicia Street, Fremont, CA 94538; USA TEL:(510) 319-4000 FAX:(510) 661-0888
This report shall not be reproduced except in full, without the written approval of UL Verification Services Inc.

BANDEDGE (HIGH CHANNEL)

HORIZONTAL RESULT

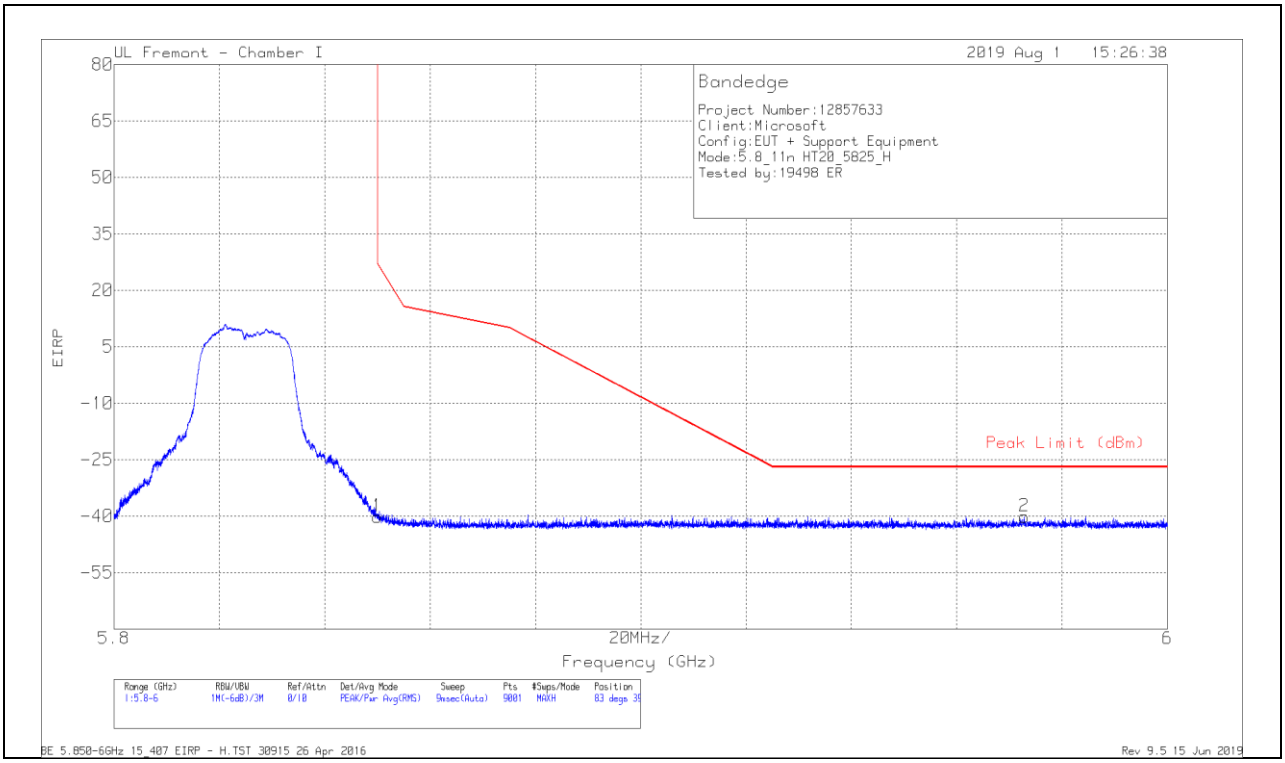

Marker	Frequency (GHz)	Meter Reading (dBm)	Det	AF T862 (dB/m)	Amp/Cbl/Flt r/Pad (dB)	Conversion Factor (dB)	Corrected Reading EIRP	Peak Limit (dBm)	PK Margin (dB)	Azimuth (Degs)	Height (cm)	Polarity
1	5.85002	-69.62	Pk	35.1	-17.4	11.8	-40.12	26.95	-67.07	83	396	H
2	5.9728	-69.81	Pk	35.2	-17.3	11.8	-40.11	-27	-13.11	83	396	H

Pk - Peak detector

UL VERIFICATION SERVICES INC.
47173 Benicia Street, Fremont, CA 94538; USA TEL:(510) 319-4000 FAX:(510) 661-0888
This report shall not be reproduced except in full, without the written approval of UL Verification Services Inc.

VERTICAL RESULT

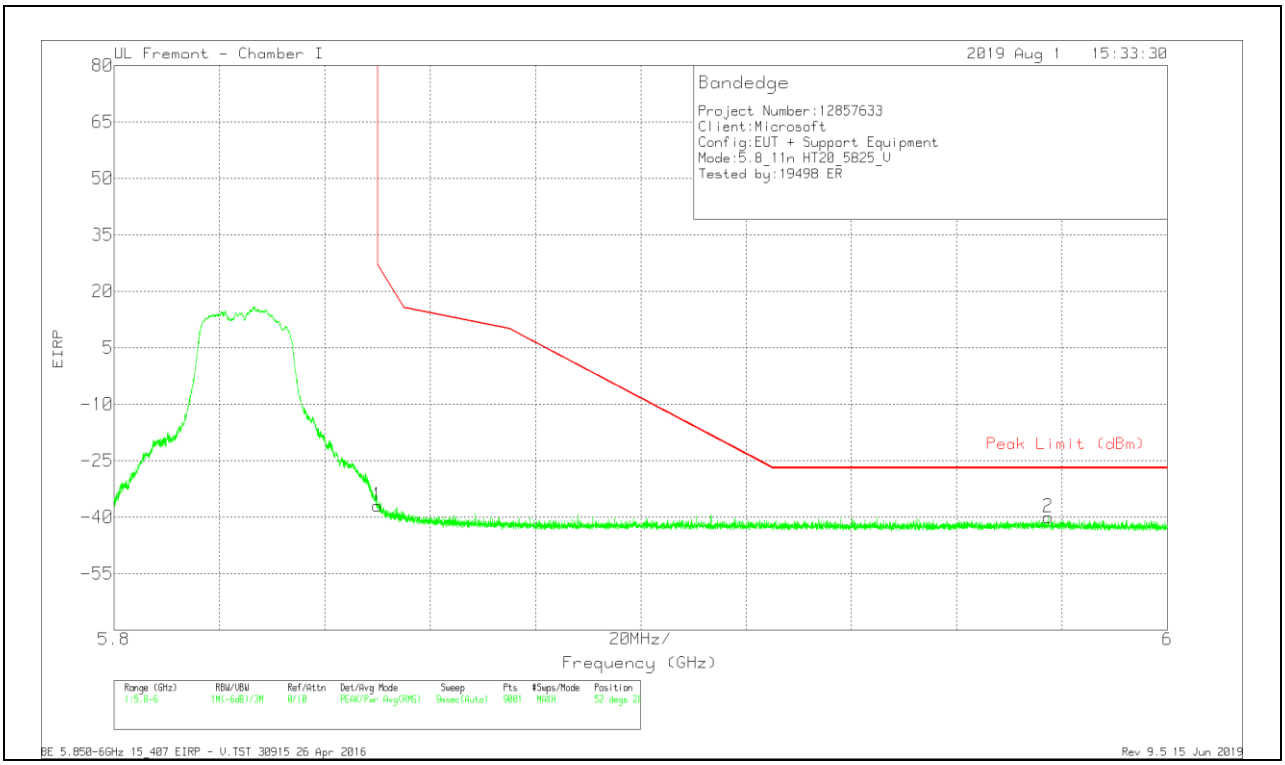

Marker	Frequency (GHz)	Meter Reading (dBm)	Det	AF T862 (dB/m)	Amp/Cbl/Flt r/Pad (dB)	Conversion Factor (dB)	Corrected Reading EIRP	Peak Limit (dBm)	PK Margin (dB)	Azimuth (Degs)	Height (cm)	Polarity
1	5.85002	-66.38	Pk	35.1	-17.4	11.8	-36.88	26.95	-63.83	52	280	V
2	5.97733	-69.57	Pk	35.3	-17.5	11.8	-39.97	-27	-12.97	52	280	V

Pk - Peak detector

UL VERIFICATION SERVICES INC.
47173 Benicia Street, Fremont, CA 94538; USA TEL:(510) 319-4000 FAX:(510) 661-0888
This report shall not be reproduced except in full, without the written approval of UL Verification Services Inc.

HARMONICS AND SPURIOUS EMISSIONS

LOW CHANNEL RESULTS

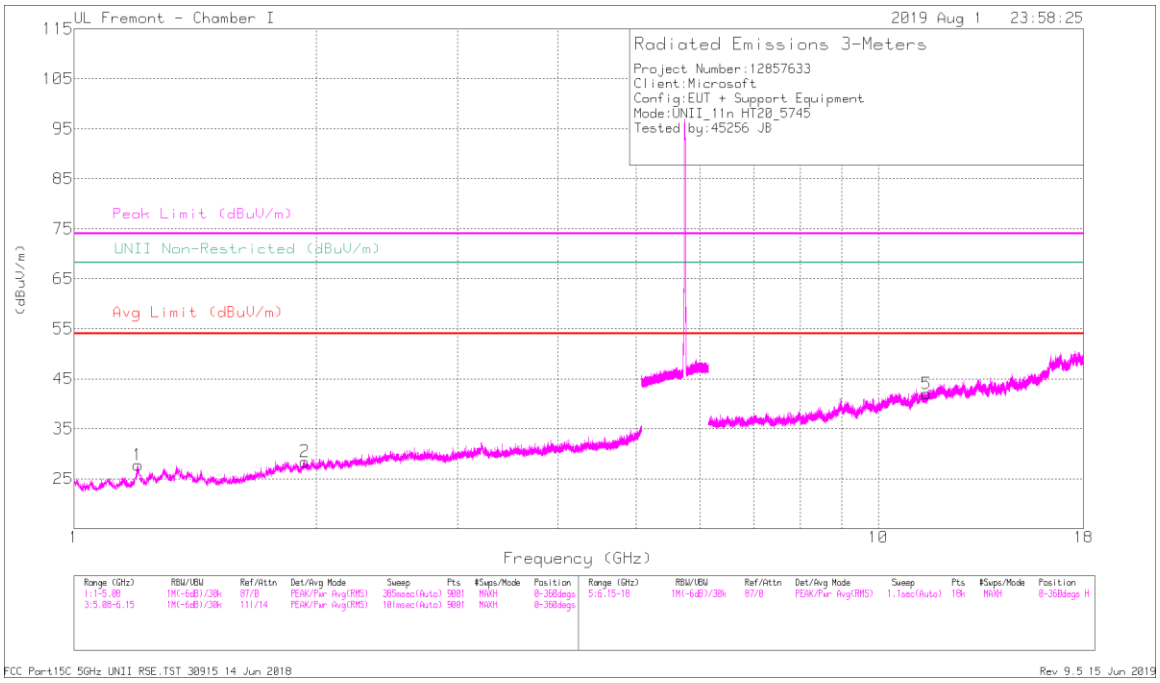

HORIZONTAL

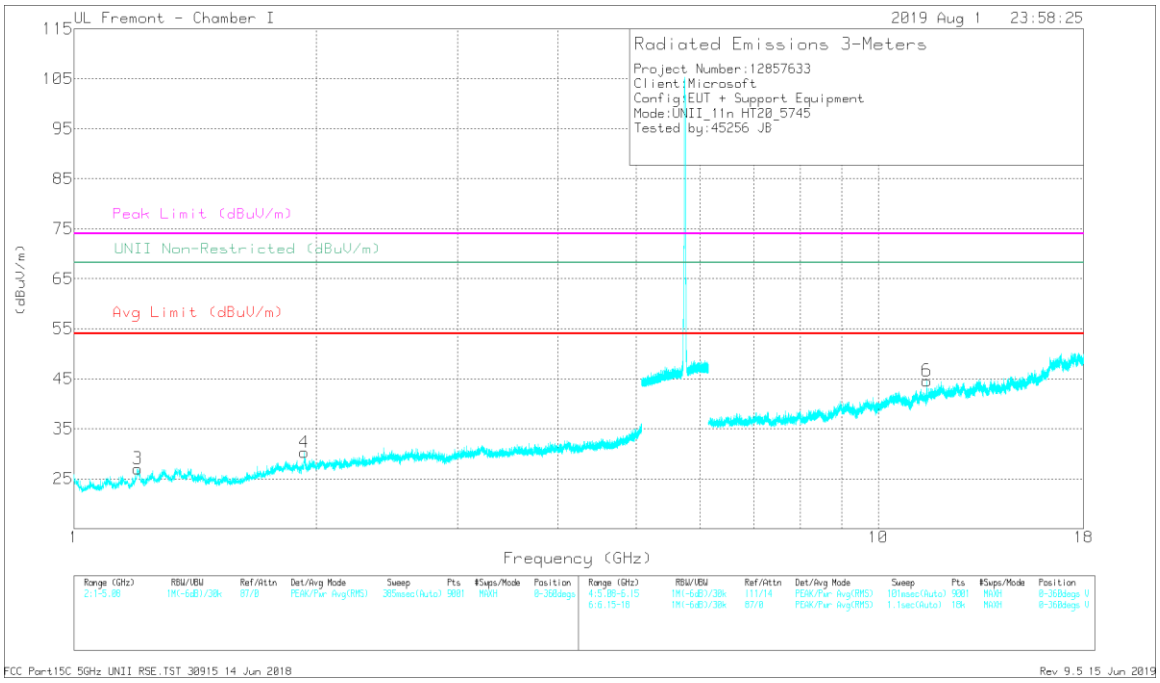

VERTICAL

UL VERIFICATION SERVICES INC.
47173 Benicia Street, Fremont, CA 94538; USA TEL:(510) 319-4000 FAX:(510) 661-0888
This report shall not be reproduced except in full, without the written approval of UL Verification Services Inc.

RADIATED EMISSIONS

Marker	Frequency (GHz)	Meter Reading (dBuV)	Det	AF T862 (dB/m)	Amp/Cbl/Fltr/Pad (dB)	DC Corr (dB)	Corrected Reading (dBuV/m)	Avg Limit (dBuV/m)	Margin (dB)	Peak Limit (dBuV/m)	PK Margin (dB)	UNII Non-Restricted (dBuV/m)	PK Margin (dB)	Azimuth (Degs)	Height (cm)	Polarity
2	1.93349	38.38	PK-U	30.7	-32.7	0	36.38	-	-	-	-	68.2	-31.82	295	242	H
1	* 1.20043	40.14	PK-U	28.5	-34	0	34.64	-	-	74	-39.36	-	-	338	184	H
	* 1.20004	31.16	ADR	28.5	-34	.24	25.9	54	-28.1	-	-	-	-	338	184	H
4	1.93228	39.29	PK-U	30.7	-32.7	0	37.29	-	-	-	-	68.2	-30.91	354	149	V
3	* 1.20033	39.98	PK-U	28.5	-34	0	34.48	-	-	74	-39.52	-	-	143	155	V
	* 1.19986	30.51	ADR	28.5	-34	.24	25.25	54	-28.75	-	-	-	-	143	155	V
5	* 11.48311	30.2	PK-U	38.2	-16.9	0	51.5	-	-	74	-22.5	-	-	343	305	H
	* 11.48167	19.29	ADR	38.2	-17	.24	40.73	54	-13.27	-	-	-	-	343	305	H
6	* 11.4897	28.07	PK-U	38.2	-17	0	49.27	-	-	74	-24.73	-	-	57	208	V
	* 11.48996	20.55	ADR	38.2	-17	.24	41.99	54	-12.01	-	-	-	-	57	208	V

* - indicates frequency in CFR47 Pt 15 / IC RSS-Restricted Band
PK-U - U-NII: Maximum Peak
ADR - U-NII AD primary method, RMS average

UL VERIFICATION SERVICES INC.
47173 Benicia Street, Fremont, CA 94538; USA TEL:(510) 319-4000 FAX:(510) 661-0888
This report shall not be reproduced except in full, without the written approval of UL Verification Services Inc.

MID CHANNEL RESULTS

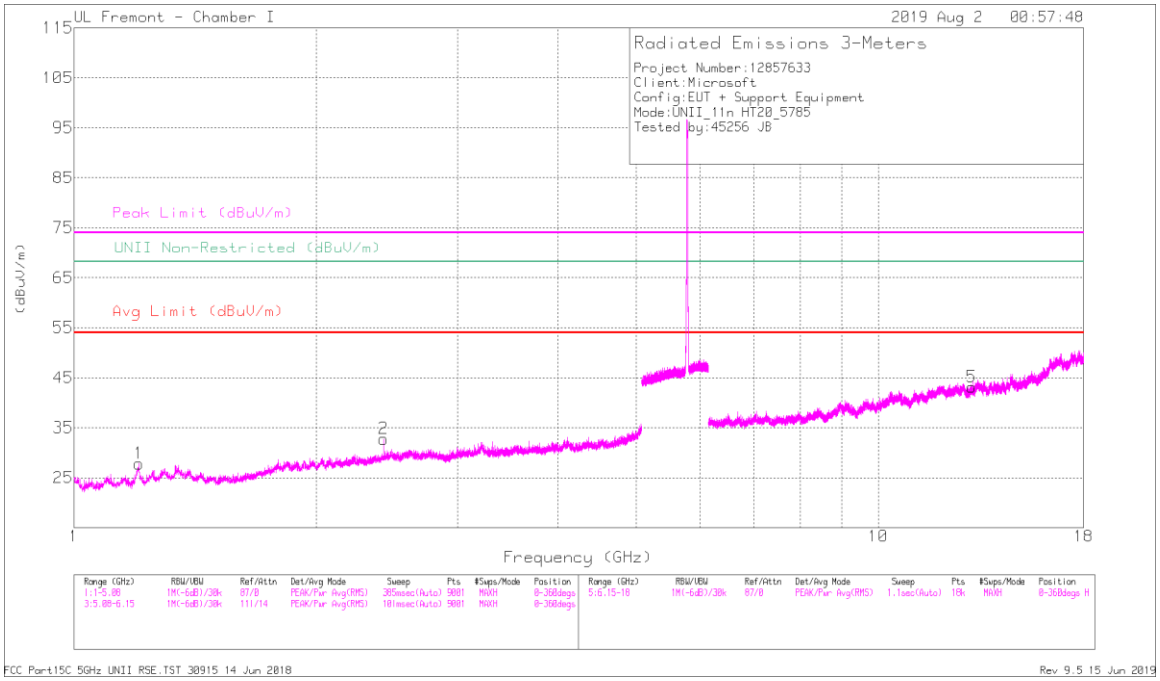

HORIZONTAL

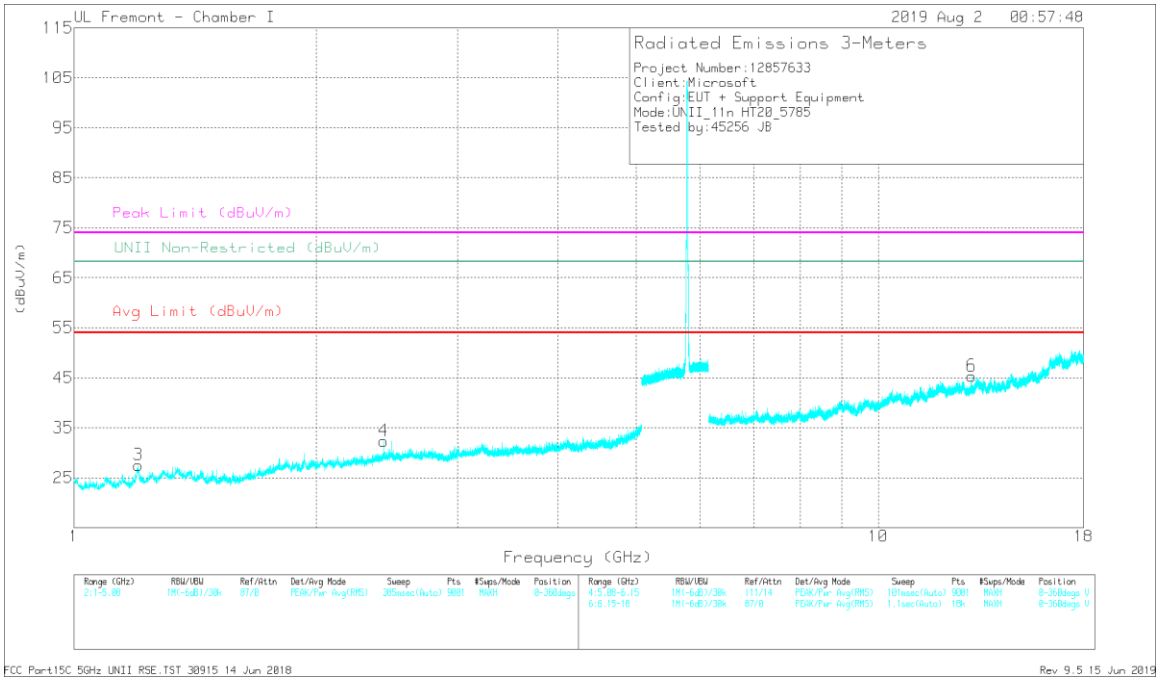

VERTICAL

UL VERIFICATION SERVICES INC.
47173 Benicia Street, Fremont, CA 94538; USA TEL:(510) 319-4000 FAX:(510) 661-0888
This report shall not be reproduced except in full, without the written approval of UL Verification Services Inc.

RADIATED EMISSIONS

Marker	Frequency (GHz)	Meter Reading (dBuV)	Det	AF T862 (dB/m)	Amp/Cbl/Fltr/Pad (dB)	DC Corr (dB)	Corrected Reading (dBuV/m)	Avg Limit (dBuV/m)	Margin (dB)	Peak Limit (dBuV/m)	PK Margin (dB)	UNII Non-Restricted (dBuV/m)	PK Margin (dB)	Azimuth (Degs)	Height (cm)	Polarity
1	* 1.20409	39.98	PK-U	28.5	-34	0	34.48	-	-	74	-39.52	-	-	360	129	H
	* 1.20192	30.99	ADR	28.5	-34	.24	25.73	54	-28.27	-	-	-	-	360	129	H
2	2.42472	36.33	PK-U	32.2	-31.8	0	36.73	-	-	-	-	68.2	-31.47	358	157	H
3	* 1.20065	40.88	PK-U	28.5	-34	0	35.38	-	-	74	-38.62	-	-	121	201	V
	* 1.2016	31.26	ADR	28.5	-34	.24	26	54	-28	-	-	-	-	121	201	V
4	2.42567	37.76	PK-U	32.2	-31.7	0	38.26	-	-	-	-	68.2	-29.94	36	145	V
5	13.06231	27.36	PK-U	39.3	-16.7	0	49.96	-	-	-	-	68.2	-18.24	317	181	H
6	13.06008	27.04	PK-U	39.3	-16.7	0	49.64	-	-	-	-	68.2	-18.56	238	136	V

* - indicates frequency in CFR47 Pt 15 / IC RSS-Restricted Band
PK-U - U-NII: Maximum Peak
ADR - U-NII AD primary method, RMS average

UL VERIFICATION SERVICES INC.
47173 Benicia Street, Fremont, CA 94538; USA TEL:(510) 319-4000 FAX:(510) 661-0888
This report shall not be reproduced except in full, without the written approval of UL Verification Services Inc.

HIGH CHANNEL RESULTS

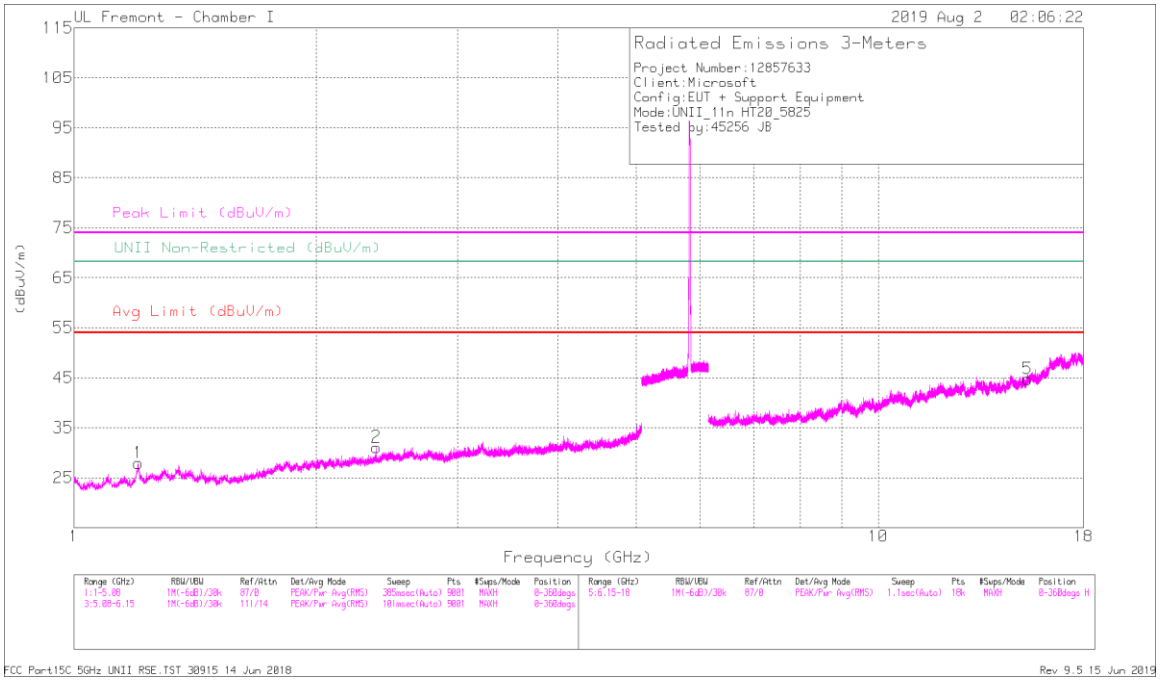

HORIZONTAL

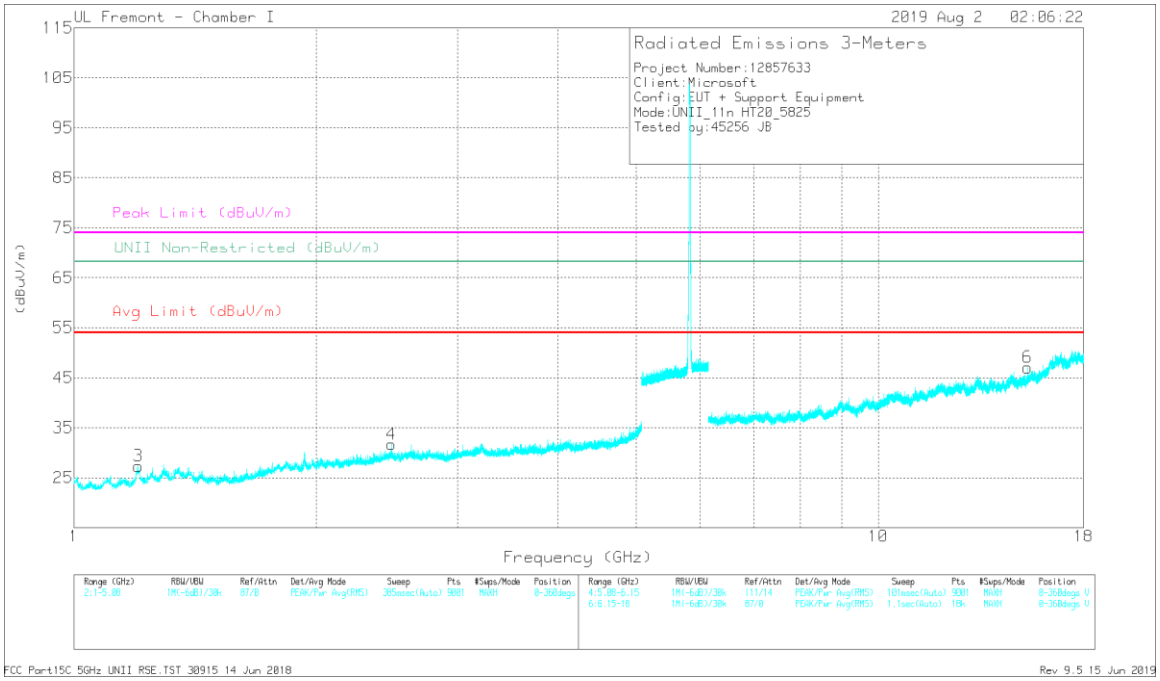

VERTICAL

UL VERIFICATION SERVICES INC.
47173 Benicia Street, Fremont, CA 94538; USA TEL:(510) 319-4000 FAX:(510) 661-0888
This report shall not be reproduced except in full, without the written approval of UL Verification Services Inc.

RADIATED EMISSIONS

Marker	Frequency (GHz)	Meter Reading (dBuV)	Det	AF T862 (dB/m)	Amp/Cbl/Fltr/Pad (dB)	DC Corr (dB)	Corrected Reading (dBuV/m)	Avg Limit (dBuV/m)	Margin (dB)	Peak Limit (dBuV/m)	PK Margin (dB)	UNII Non-Restricted (dBuV/m)	PK Margin (dB)	Azimuth (Degs)	Height (cm)	Polarity
1	* 1.20263	40.66	PK-U	28.5	-34	0	35.16	-	-	74	-38.84	-	-	336	131	H
	* 1.20311	31.02	ADR	28.5	-34	.24	25.76	54	-28.24	-	-	-	-	336	131	H
2	* 2.37748	36.19	PK-U	31.9	-31.8	0	36.29	-	-	74	-37.71	-	-	334	242	H
	* 2.37725	26.6	ADR	31.9	-31.8	.24	26.94	54	-27.06	-	-	-	-	334	242	H
4	2.4801	37.3	PK-U	32.4	-31.5	0	38.2	-	-	-	-	68.2	-30	168	212	V
3	* 1.20334	39.94	PK-U	28.5	-34	0	34.44	-	-	74	-39.56	-	-	144	154	V
	* 1.20403	31.91	ADR	28.5	-34	.24	26.65	54	-27.35	-	-	-	-	144	154	V
5	15.33297	27.2	PK-U	39.9	-14.8	0	52.3	-	-	-	-	68.2	-15.9	151	275	H
6	15.34499	27.24	PK-U	40	-14.8	0	52.44	-	-	-	-	68.2	-15.76	66	210	V

* - indicates frequency in CFR47 Pt 15 / IC RSS-Restricted Band
PK-U - U-NII: Maximum Peak
ADR - U-NII AD primary method, RMS average

UL VERIFICATION SERVICES INC.
47173 Benicia Street, Fremont, CA 94538; USA TEL:(510) 319-4000 FAX:(510) 661-0888
This report shall not be reproduced except in full, without the written approval of UL Verification Services Inc.

9.1.15. TX ABOVE 1 GHz 802.11n HT40 MODE IN THE 5.8 GHz BAND

2TX Antenna 1 + Antenna 2 CDD MODE

BANDEDGE (LOW CHANNEL)

HORIZONTAL RESULT

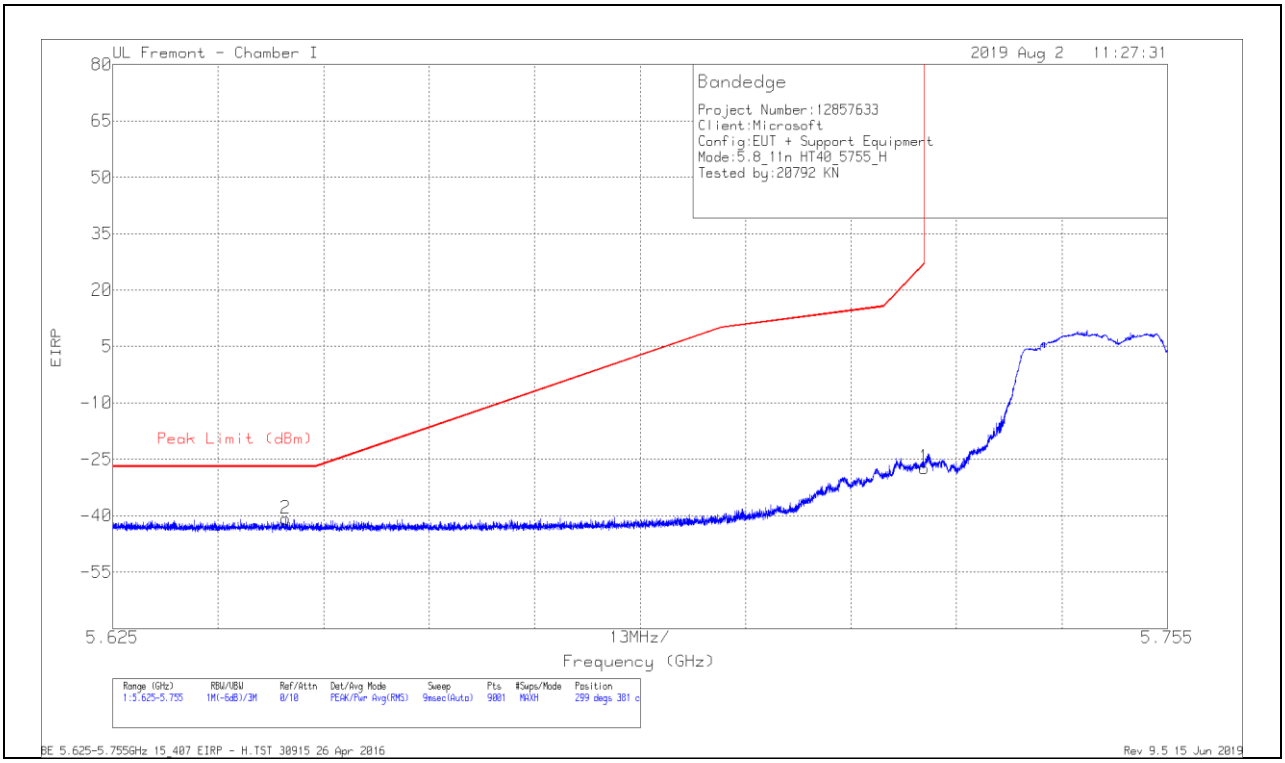

Marker	Frequency (GHz)	Meter Reading (dBm)	Det	AF T862 (dB/m)	Amp/Cbl/Fltr/Pad (dB)	Conversion Factor (dB)	DC Corr (dB)	Corrected Reading EIRP	Peak Limit (dBm)	PK Margin (dB)	Azimuth (Degs)	Height (cm)	Polarity
1	5.725	-55.46	Pk	34.9	-18.5	11.8	0	-27.26	26.99	-54.25	299	381	H
2	5.64629	-69.05	Pk	35.1	-18.6	11.8	0	-40.75	-27	-13.75	299	381	H

Pk - Peak detector

UL VERIFICATION SERVICES INC.
47173 Benicia Street, Fremont, CA 94538; USA TEL:(510) 319-4000 FAX:(510) 661-0888
This report shall not be reproduced except in full, without the written approval of UL Verification Services Inc.

VERTICAL RESULT

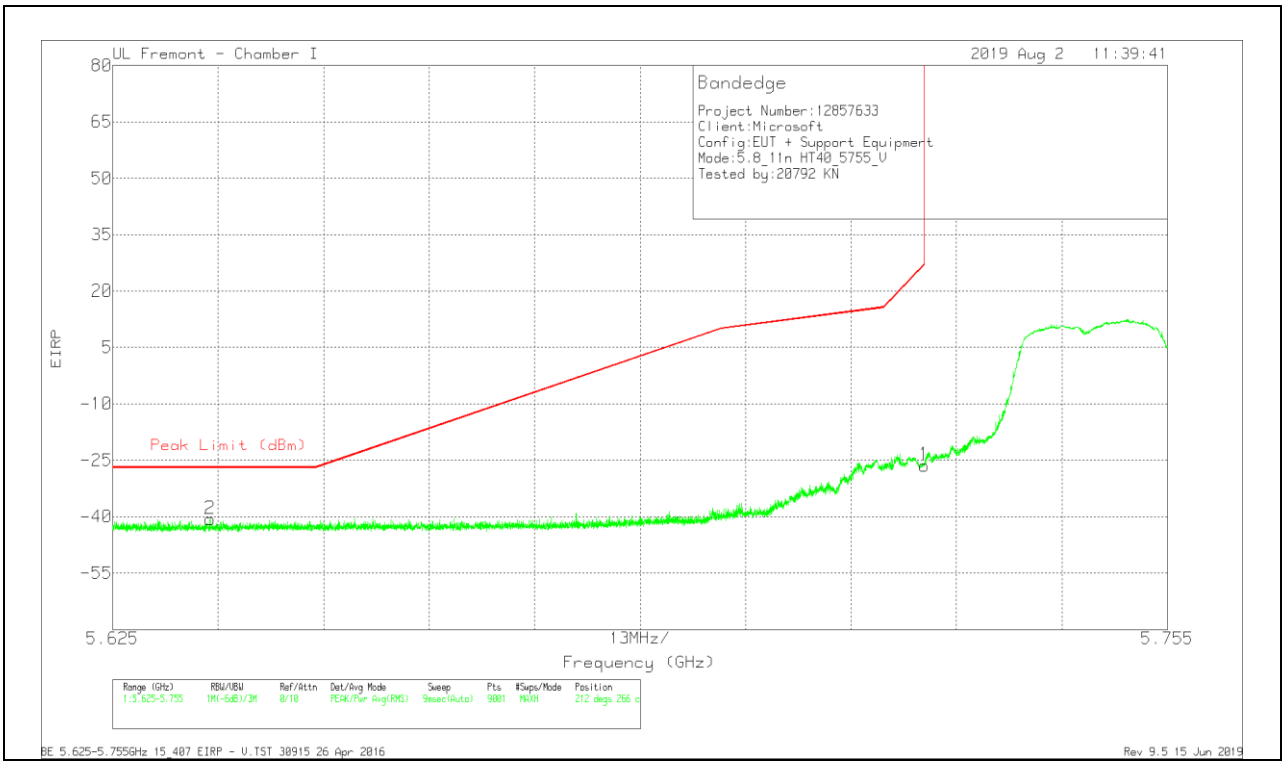

Marker	Frequency (GHz)	Meter Reading (dBm)	Det	AF T862 (dB/m)	Amp/Cbl/Flt r/Pad (dB)	Conversion Factor (dB)	DC Corr (dB)	Corrected Reading EIRP	Peak Limit (dBm)	PK Margin (dB)	Azimuth (Degs)	Height (cm)	Polarity
1	5.725	-54.54	Pk	34.9	-18.5	11.8	0	-26.34	26.99	-53.33	212	266	V
2	5.637	-68.78	Pk	35	-18.6	11.8	0	-40.58	-27	-13.58	212	266	V

Pk - Peak detector

UL VERIFICATION SERVICES INC.
47173 Benicia Street, Fremont, CA 94538; USA TEL:(510) 319-4000 FAX:(510) 661-0888
This report shall not be reproduced except in full, without the written approval of UL Verification Services Inc.

BANDEDGE (HIGH CHANNEL)

HORIZONTAL RESULT

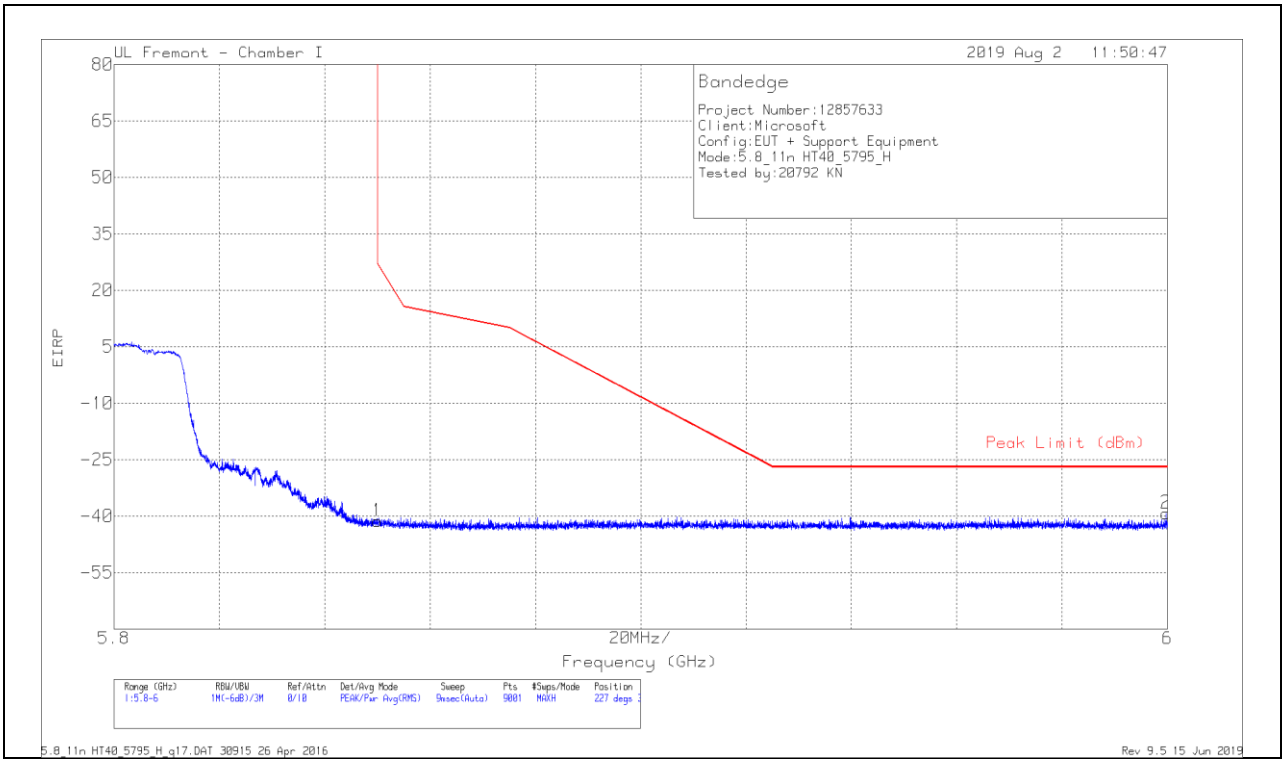

Marker	Frequency (GHz)	Meter Reading (dBm)	Det	AF T862 (dB/m)	Amp/Cbl/Flt r/Pad (dB)	Conversion Factor (dB)	DC Corr (dB)	Corrected Reading EIRP	Peak Limit (dBm)	PK Margin (dB)	Azimuth (Degs)	Height (cm)	Polarity
1	5.85002	-70.8	Pk	35.1	-17.4	11.8	0	-41.3	26.95	-68.25	227	351	H
2	5.99971	-68.84	Pk	35.2	-17.4	11.8	0	-39.24	-27	-12.24	227	351	H

Pk - Peak detector

UL VERIFICATION SERVICES INC.
47173 Benicia Street, Fremont, CA 94538; USA TEL:(510) 319-4000 FAX:(510) 661-0888
This report shall not be reproduced except in full, without the written approval of UL Verification Services Inc.

VERTICAL RESULT

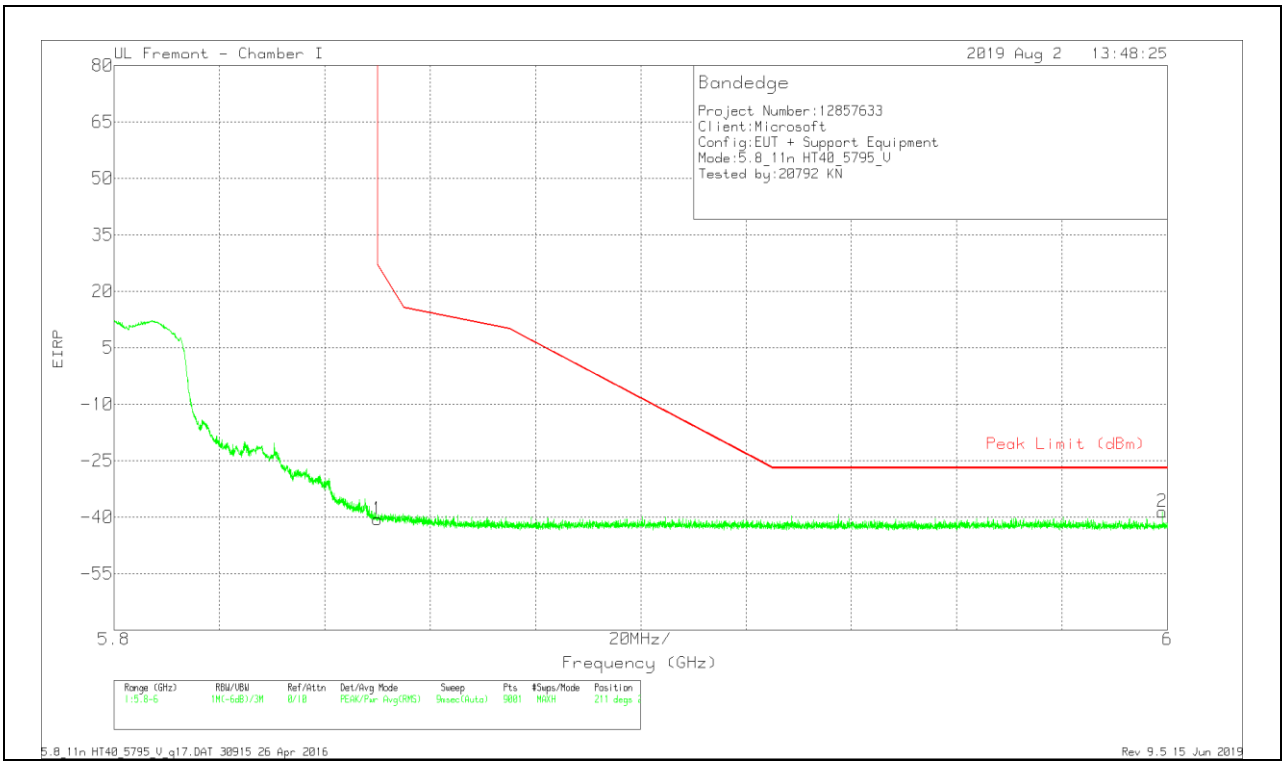

Marker	Frequency (GHz)	Meter Reading (dBm)	Det	AF T862 (dB/m)	Amp/Cbl/Flt r/Pad (dB)	Conversion Factor (dB)	DC Corr (dB)	Corrected Reading EIRP	Peak Limit (dBm)	PK Margin (dB)	Azimuth (Degs)	Height (cm)	Polarity
1	5.85002	-70.1	Pk	35.1	-17.4	11.8	0	-40.6	26.95	-67.55	211	267	V
2	5.99907	-68.1	Pk	35.2	-17.5	11.8	0	-38.6	-27	-11.6	211	267	V

Pk - Peak detector

UL VERIFICATION SERVICES INC.
47173 Benicia Street, Fremont, CA 94538; USA TEL:(510) 319-4000 FAX:(510) 661-0888
This report shall not be reproduced except in full, without the written approval of UL Verification Services Inc.

HARMONICS AND SPURIOUS EMISSIONS

LOW CHANNEL RESULTS

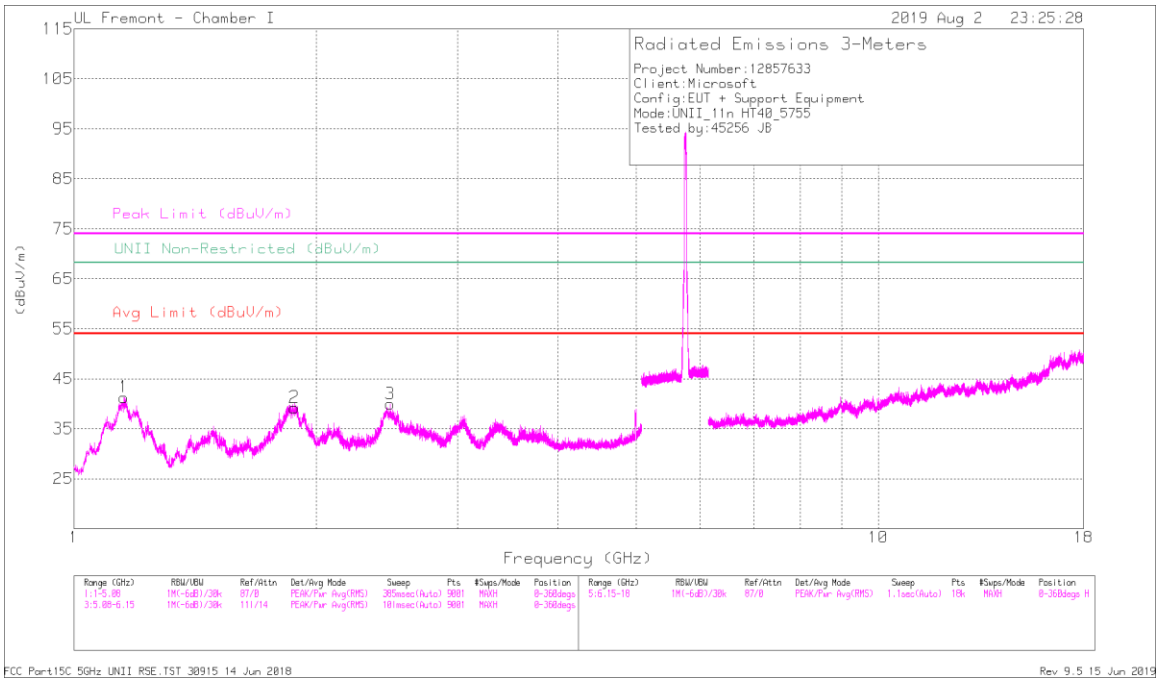

HORIZONTAL

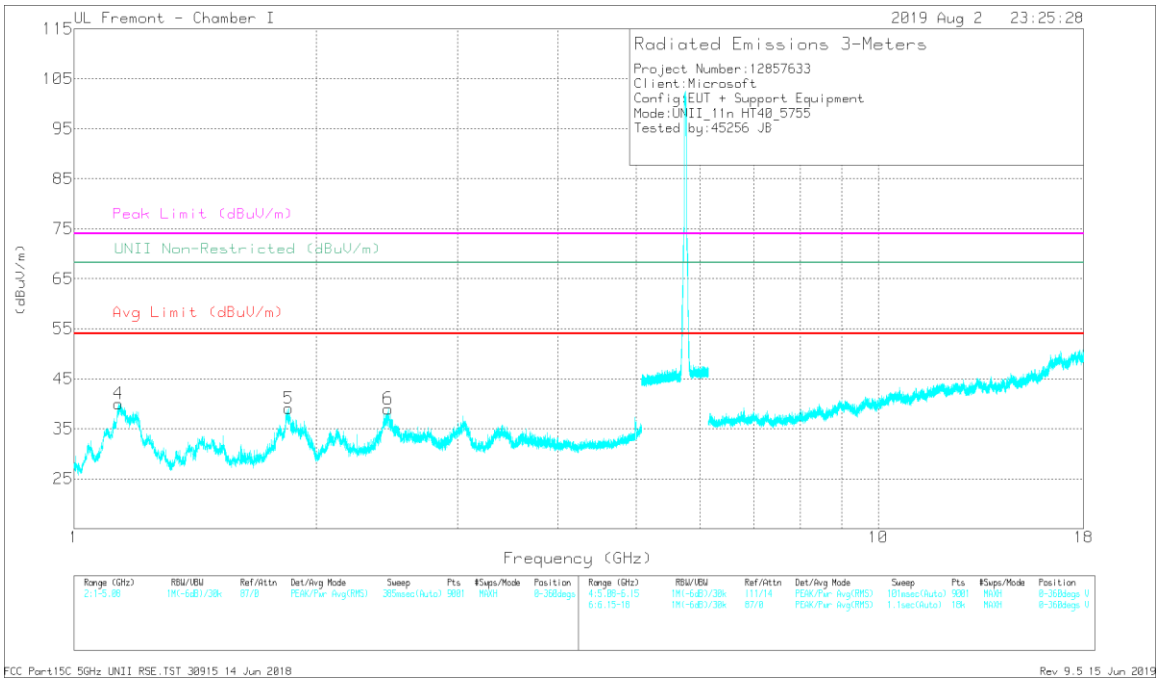

VERTICAL

UL VERIFICATION SERVICES INC.
47173 Benicia Street, Fremont, CA 94538; USA TEL:(510) 319-4000 FAX:(510) 661-0888
This report shall not be reproduced except in full, without the written approval of UL Verification Services Inc.

RADIATED EMISSIONS

Marker	Frequency (GHz)	Meter Reading (dBuV)	Det	AF T862 (dB/m)	Amp/Cbl/Fltr/Pad (dB)	DC Corr (dB)	Corrected Reading (dBuV/m)	Avg Limit (dBuV/m)	Margin (dB)	Peak Limit (dBuV/m)	PK Margin (dB)	UNII Non-Restricted (dBuV/m)	PK Margin (dB)	Azimuth (Degs)	Height (cm)	Polarity
1	* 1.15445	56.23	PK-U	27.6	-34	0	49.83	-	-	74	-24.17	-	-	149	207	H
	* 1.15261	45.92	ADR	27.6	-34	.44	39.96	54	-14.04	-	-	-	-	149	207	H
2	1.87964	51.23	PK-U	30.6	-32.6	0	49.23	-	-	-	-	68.2	-18.97	163	144	H
3	2.47174	47.21	PK-U	32.3	-31.5	0	48.01	-	-	-	-	68.2	-20.19	7	126	H
4	* 1.13614	53.34	PK-U	27.7	-34.1	0	46.94	-	-	74	-27.06	-	-	310	104	V
	* 1.13733	43.57	ADR	27.7	-34.1	.44	37.61	54	-16.39	-	-	-	-	310	104	V
5	1.84692	49.13	PK-U	30.7	-32.7	0	47.13	-	-	-	-	68.2	-21.07	139	106	V
6	2.45809	47.16	PK-U	32.3	-31.7	0	47.76	-	-	-	-	68.2	-20.44	287	195	V

* - indicates frequency in CFR47 Pt 15 / IC RSS-Restricted Band
PK-U - U-NII: Maximum Peak
ADR - U-NII AD primary method, RMS average

UL VERIFICATION SERVICES INC.
47173 Benicia Street, Fremont, CA 94538; USA TEL:(510) 319-4000 FAX:(510) 661-0888
This report shall not be reproduced except in full, without the written approval of UL Verification Services Inc.

HIGH CHANNEL RESULTS

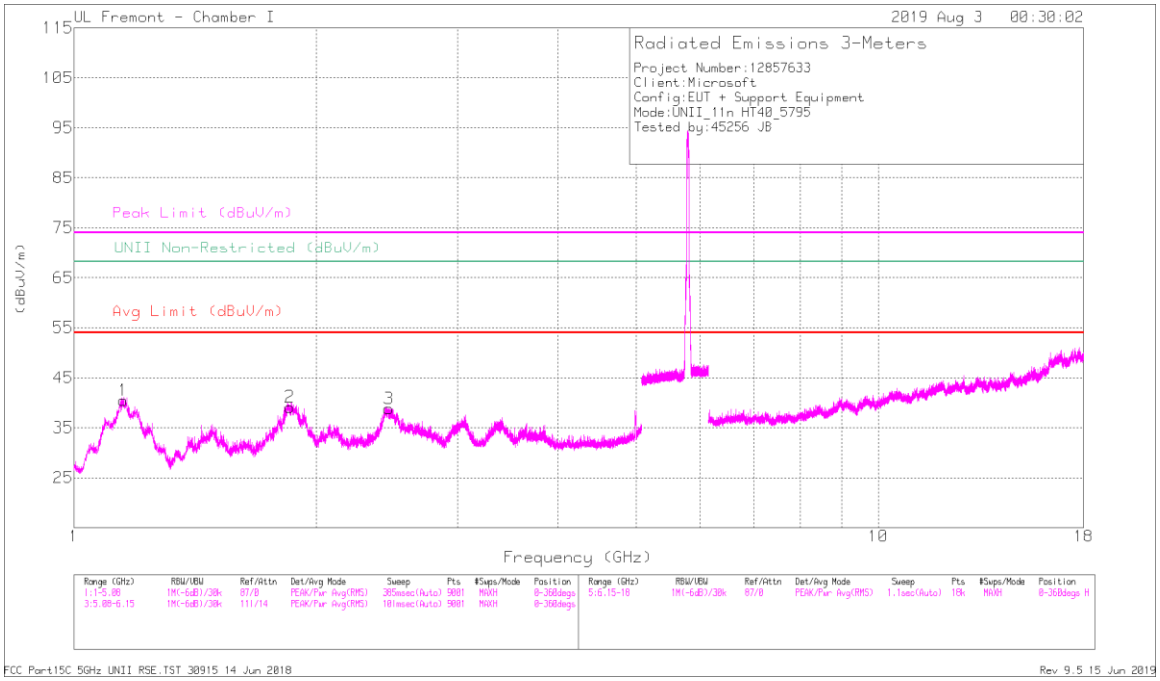

HORIZONTAL

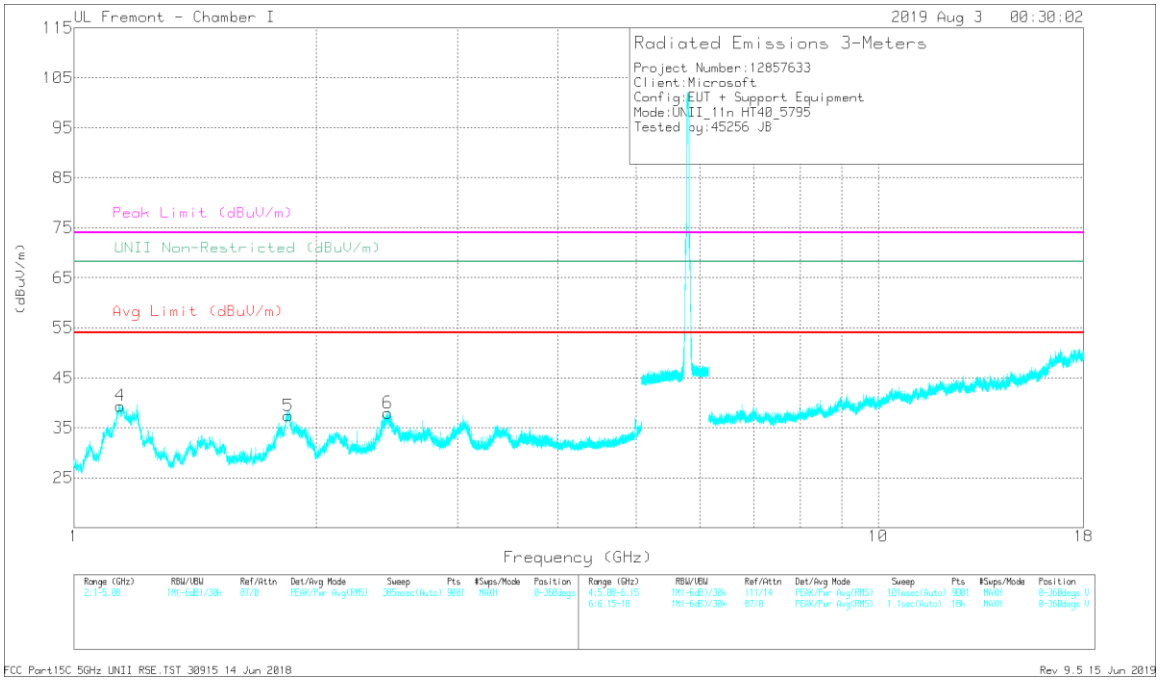

VERTICAL

UL VERIFICATION SERVICES INC.
47173 Benicia Street, Fremont, CA 94538; USA TEL:(510) 319-4000 FAX:(510) 661-0888
This report shall not be reproduced except in full, without the written approval of UL Verification Services Inc.

RADIATED EMISSIONS

Marker	Frequency (GHz)	Meter Reading (dBuV)	Det	AF T862 (dB/m)	Amp/Cbl/Fltr/Pad (dB)	DC Corr (dB)	Corrected Reading (dBuV/m)	Avg Limit (dBuV/m)	Margin (dB)	Peak Limit (dBuV/m)	PK Margin (dB)	UNII Non-Restricted (dBuV/m)	PK Margin (dB)	Azimuth (Degs)	Height (cm)	Polarity
1	* 1.15292	56.98	PK-U	27.6	-34	0	50.58	-	-	74	-23.42	-	-	149	202	H
	* 1.15194	46.53	ADR	27.6	-34	.44	40.57	54	-13.43	-	-	-	-	149	202	H
2	1.85402	50.77	PK-U	30.8	-32.7	0	48.87	-	-	-	-	68.2	-19.33	189	172	H
3	2.46202	46.91	PK-U	32.3	-31.6	0	47.61	-	-	-	-	68.2	-20.59	339	102	H
4	* 1.14198	54.28	PK-U	27.6	-34	0	47.88	-	-	74	-26.12	-	-	309	106	V
	* 1.1399	44.33	ADR	27.6	-34	.44	38.37	54	-15.63	-	-	-	-	309	106	V
5	1.84558	49.84	PK-U	30.6	-32.7	0	47.74	-	-	-	-	68.2	-20.46	133	100	V
6	2.45765	47.05	PK-U	32.3	-31.7	0	47.65	-	-	-	-	68.2	-20.55	288	196	V

* - indicates frequency in CFR47 Pt 15 / IC RSS-Restricted Band
PK-U - U-NII: Maximum Peak
ADR - U-NII AD primary method, RMS average

UL VERIFICATION SERVICES INC.
47173 Benicia Street, Fremont, CA 94538; USA TEL:(510) 319-4000 FAX:(510) 661-0888
This report shall not be reproduced except in full, without the written approval of UL Verification Services Inc.

9.1.16. TX ABOVE 1 GHz 802.11ac VHT80 MODE IN THE 5.8 GHz BAND

2TX Antenna 1 + Antenna 2 CDD MODE

BANDEDGE (CHANNEL 155 LOW EDGE)

HORIZONTAL RESULT

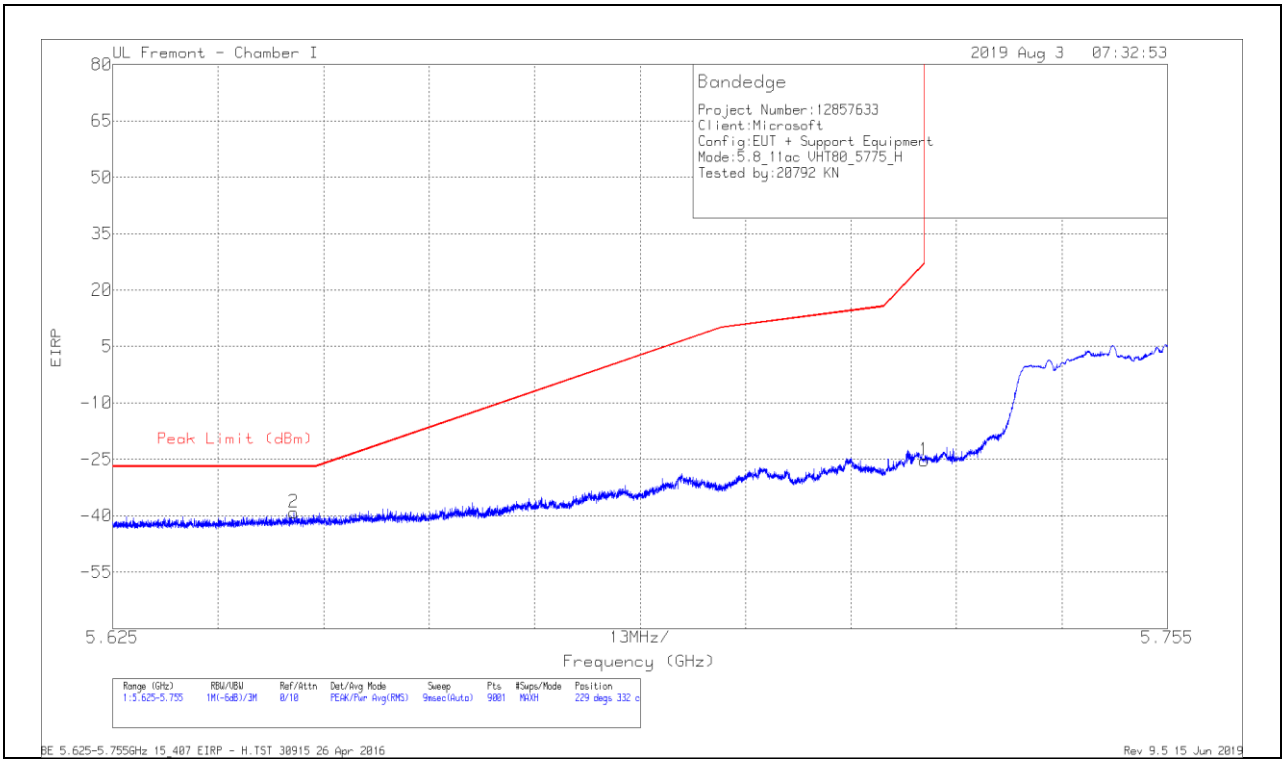

Marker	Frequency (GHz)	Meter Reading (dBm)	Det	AF T862 (dB/m)	Amp/Cbl/Flt r/Pad (dB)	Conversion Factor (dB)	DC Corr (dB)	Corrected Reading EIRP	Peak Limit (dBm)	PK Margin (dB)	Azimuth (Degs)	Height (cm)	Polarity
1	5.725	-53.5	Pk	34.9	-18.5	11.8	0	-25.3	26.99	-52.29	229	332	H
2	5.64732	-67.38	Pk	35.1	-18.6	11.8	0	-39.08	-27	-12.08	229	332	H

Pk - Peak detector

UL VERIFICATION SERVICES INC.
47173 Benicia Street, Fremont, CA 94538; USA TEL:(510) 319-4000 FAX:(510) 661-0888
This report shall not be reproduced except in full, without the written approval of UL Verification Services Inc.

VERTICAL RESULT

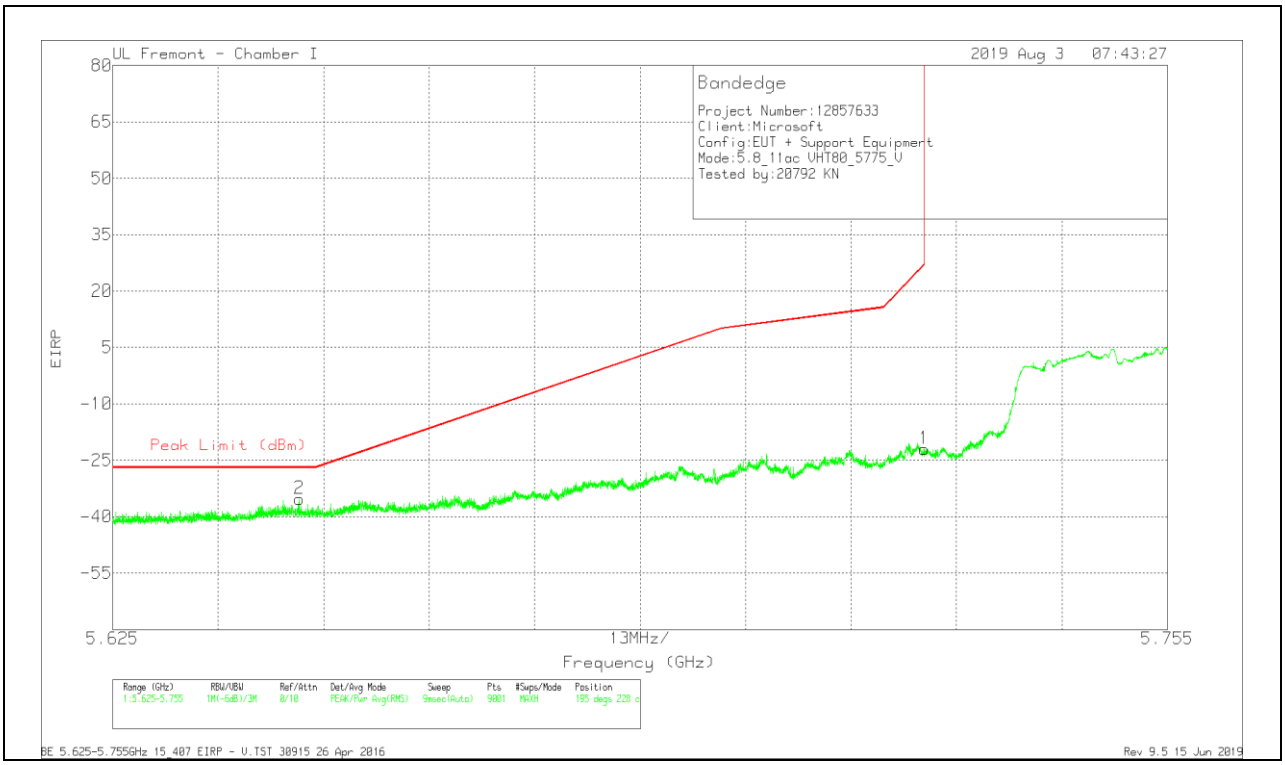

Marker	Frequency (GHz)	Meter Reading (dBm)	Det	AF T862 (dB/m)	Amp/Cbl/Filt r/Pad (dB)	Conversion Factor (dB)	DC Corr (dB)	Corrected Reading EIRP	Peak Limit (dBm)	PK Margin (dB)	Azimuth (Degs)	Height (cm)	Polarity
1	5.725	-50.26	Pk	34.9	-18.5	11.8	0	-22.06	26.99	-49.05	195	228	V
2	5.648	-63.52	Pk	35.1	-18.6	11.8	0	-35.22	-27	-8.22	195	228	V

Pk - Peak detector

UL VERIFICATION SERVICES INC.
47173 Benicia Street, Fremont, CA 94538; USA TEL:(510) 319-4000 FAX:(510) 661-0888
This report shall not be reproduced except in full, without the written approval of UL Verification Services Inc.

BANDEDGE (CHANNEL 155 HIGH EDGE)

HORIZONTAL RESULT

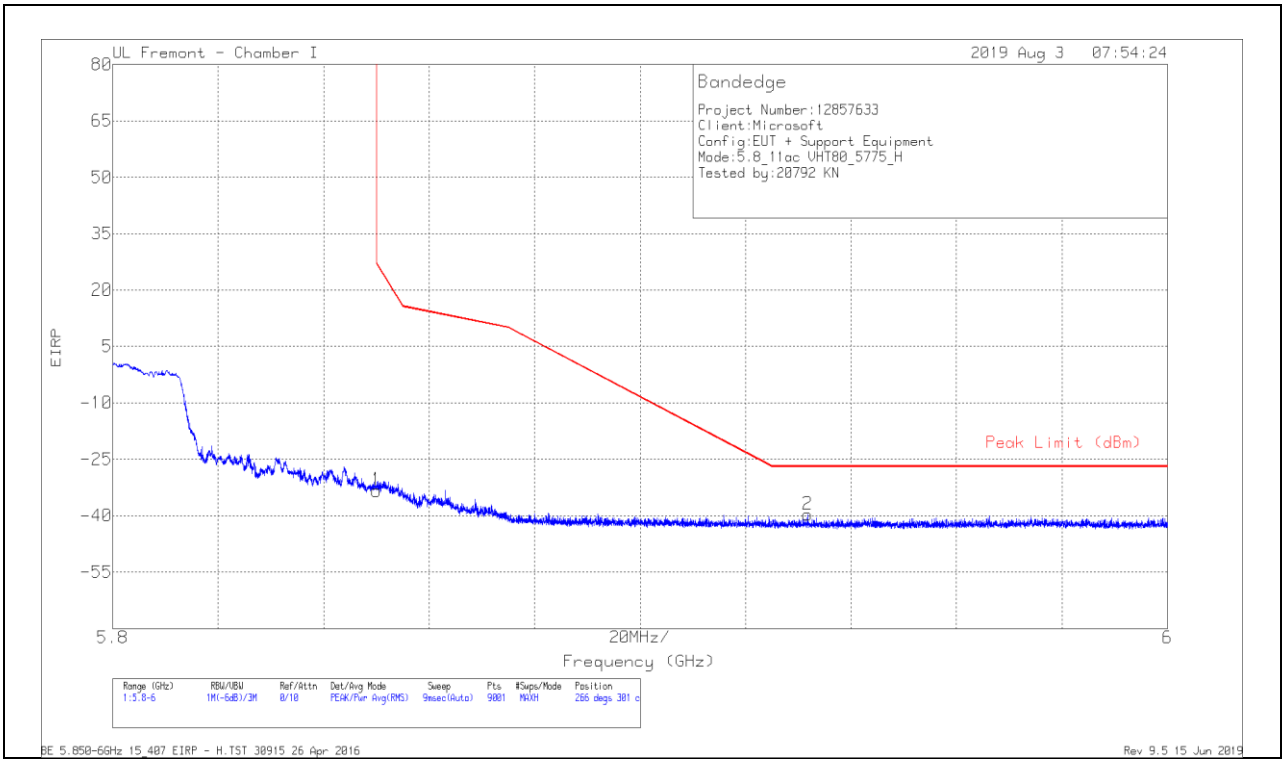

Marker	Frequency (GHz)	Meter Reading (dBm)	Det	AF T862 (dB/m)	Amp/Cbl/Flt r/Pad (dB)	Conversion Factor (dB)	DC Corr (dB)	Corrected Reading EIRP	Peak Limit (dBm)	PK Margin (dB)	Azimuth (Degs)	Height (cm)	Polarity
1	5.85002	-62.83	Pk	35.1	-17.4	11.8	0	-33.33	26.95	-60.28	266	301	H
2	5.9318	-69.25	Pk	35.1	-17.3	11.8	0	-39.65	-27	-12.65	266	301	H

Pk - Peak detector

UL VERIFICATION SERVICES INC.
47173 Benicia Street, Fremont, CA 94538; USA TEL:(510) 319-4000 FAX:(510) 661-0888
This report shall not be reproduced except in full, without the written approval of UL Verification Services Inc.

VERTICAL RESULT

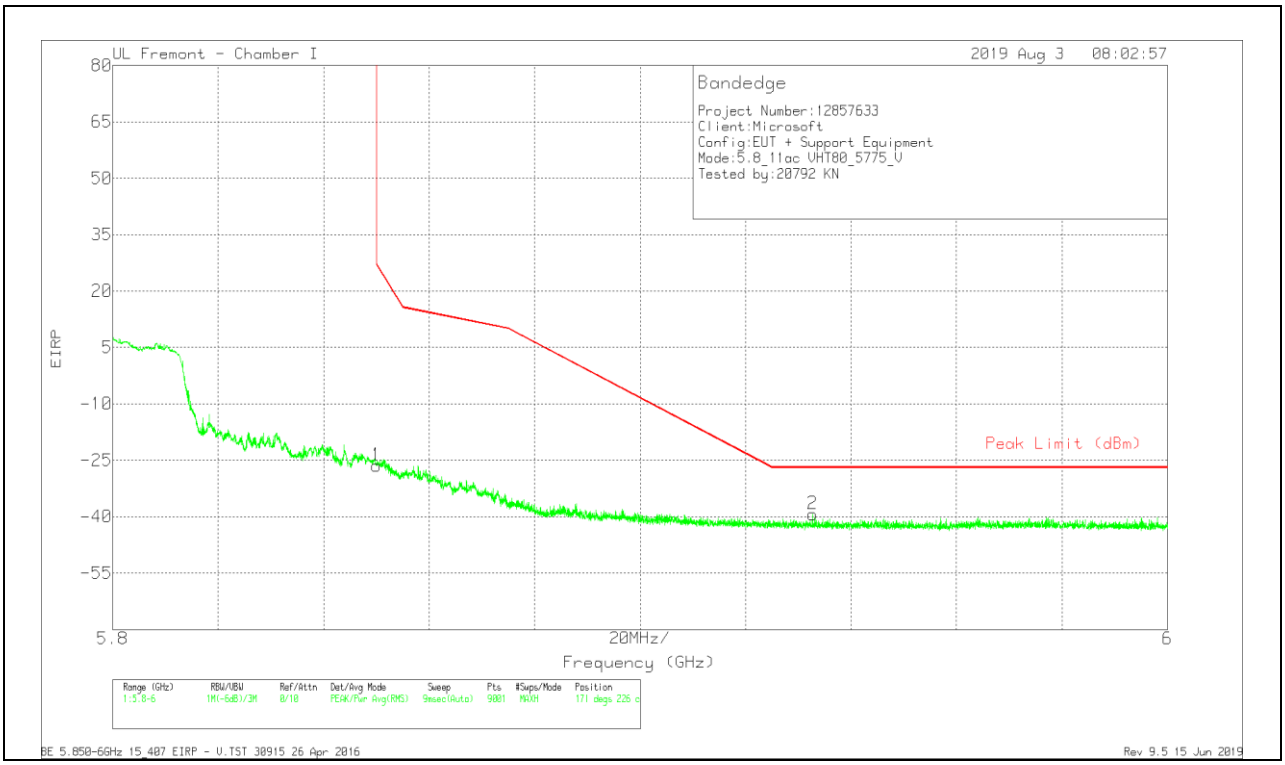

Marker	Frequency (GHz)	Meter Reading (dBm)	Det	AF T862 (dB/m)	Amp/Cbl/Flt r/Pad (dB)	Conversion Factor (dB)	DC Corr (dB)	Corrected Reading EIRP	Peak Limit (dBm)	PK Margin (dB)	Azimuth (Degs)	Height (cm)	Polarity
1	5.85002	-55.89	Pk	35.1	-17.4	11.8	0	-26.39	26.95	-53.34	171	226	V
2	5.93271	-68.95	Pk	35.1	-17.3	11.8	0	-39.35	-27	-12.35	171	226	V

Pk - Peak detector

UL VERIFICATION SERVICES INC.
47173 Benicia Street, Fremont, CA 94538; USA TEL:(510) 319-4000 FAX:(510) 661-0888
This report shall not be reproduced except in full, without the written approval of UL Verification Services Inc.