MID CHANNEL, CH 6 RESULTS

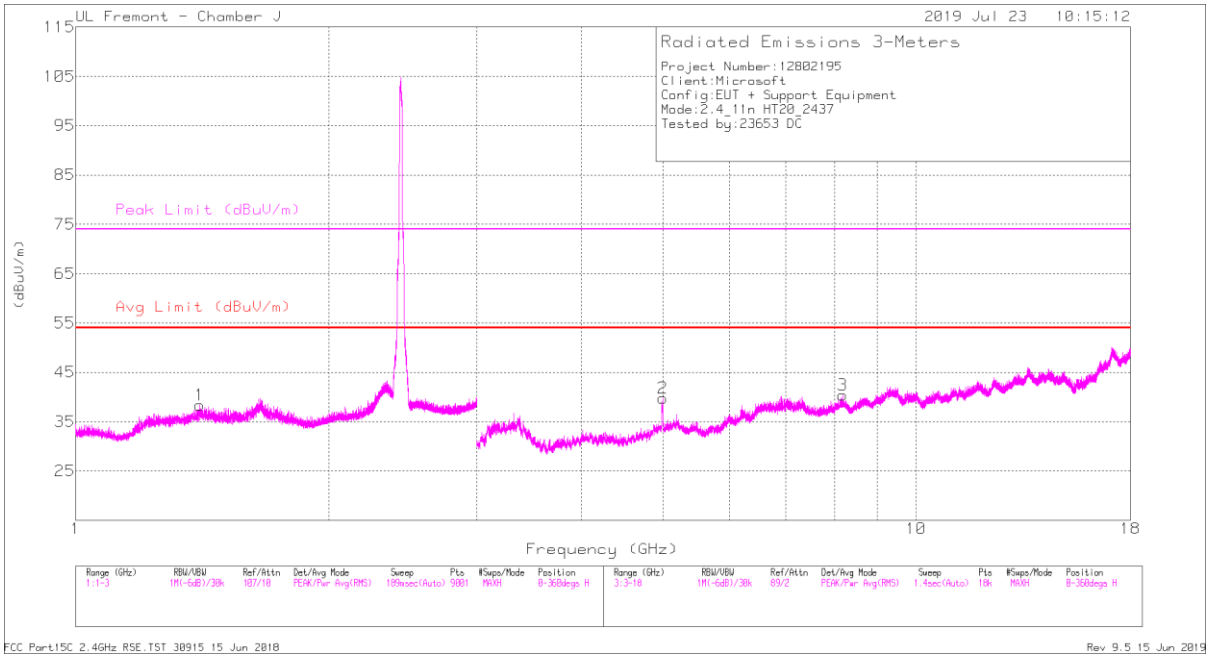

HORIZONTAL

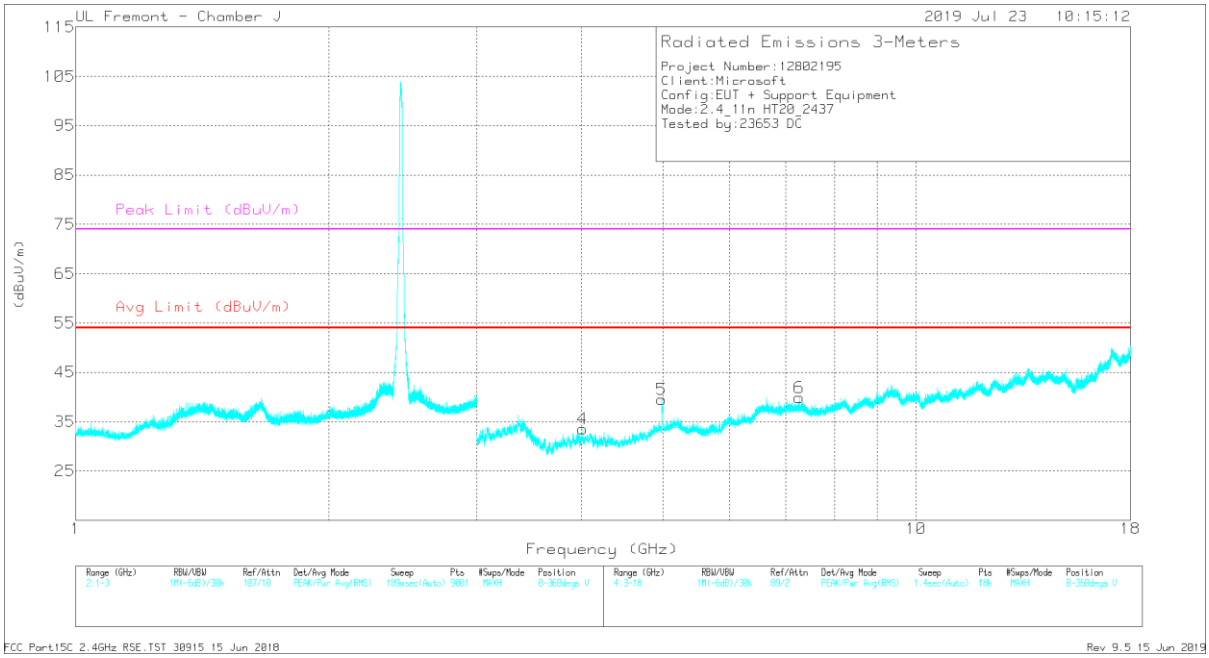

VERTICAL

UL VERIFICATION SERVICES INC.
47173 Benicia Street, Fremont, CA 94538; USA TEL:(510) 319-4000 FAX:(510) 661-0888
This report shall not be reproduced except in full, without the written approval of UL Verification Services Inc.

RADIATED EMISSIONS

Marker	Frequency (GHz)	Meter Reading (dBuV)	Det	AF PRE0189055 (dB/m)	Amp/Cbl/Fltr/Pad (dB)	Corrected Reading (dBuV/m)	Avg Limit (dBuV/m)	Margin (dB)	Peak Limit (dBuV/m)	PK Margin (dB)	Azimuth (Degs)	Height (cm)	Polarity
1	* 1.40778	48.12	PK2	25.2	-25.9	47.42	-	-	74	-26.58	97	244	H
	* 1.40778	38.02	MAv1	25.2	-25.9	37.32	54	-16.68	-	-	97	244	H
2	* 4.99555	46.07	PK2	35.1	-30	51.17	-	-	74	-22.83	197	126	H
	* 4.98204	34.29	MAv1	35	-30.2	39.09	54	-14.91	-	-	197	126	H
3	* 8.1906	35.08	PK2	38.3	-26.1	47.28	-	-	74	-26.72	263	166	H
	* 8.18776	24.99	MAv1	38.3	-26.1	37.19	54	-16.81	-	-	263	166	H
4	* 4.01109	41.05	PK2	32.3	-32.1	41.25	-	-	74	-32.75	240	169	V
	* 4.00923	30.97	MAv1	32.3	-32	31.27	54	-22.73	-	-	240	169	V
5	* 4.9997	47.25	PK2	35.1	-29.9	52.45	-	-	74	-21.55	175	170	V
	* 4.99499	34.38	MAv1	35	-30	39.38	54	-14.62	-	-	175	170	V
6	* 7.26271	38.04	PK2	38.2	-27	49.24	-	-	74	-24.76	134	258	V
	* 7.26513	25.89	MAv1	38.2	-27	37.09	54	-16.91	-	-	134	258	V

* - indicates frequency in CFR47 Pt 15 / IC RSS-Restricted Band
PK2 - KDB558074 Method: Maximum Peak
MAv1 - KDB558074 Option 1 Maximum RMS Average

UL VERIFICATION SERVICES INC.
47173 Benicia Street, Fremont, CA 94538; USA TEL:(510) 319-4000 FAX:(510) 661-0888
This report shall not be reproduced except in full, without the written approval of UL Verification Services Inc.

HIGH CHANNEL, CH 11 RESULTS

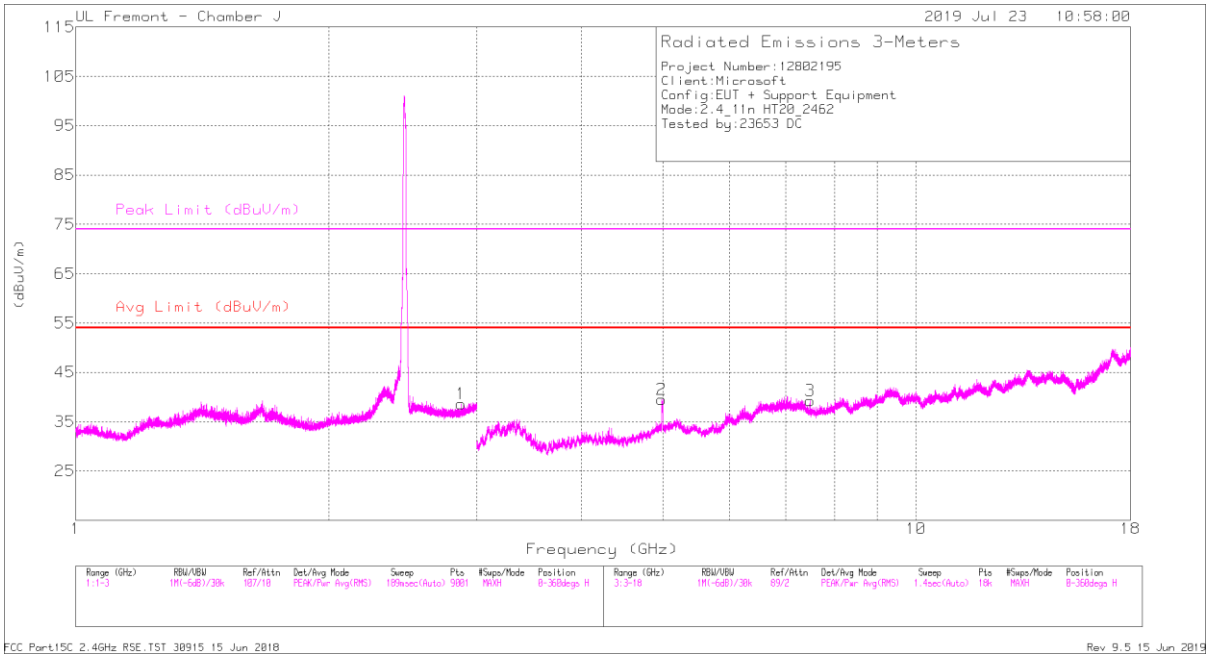

HORIZONTAL

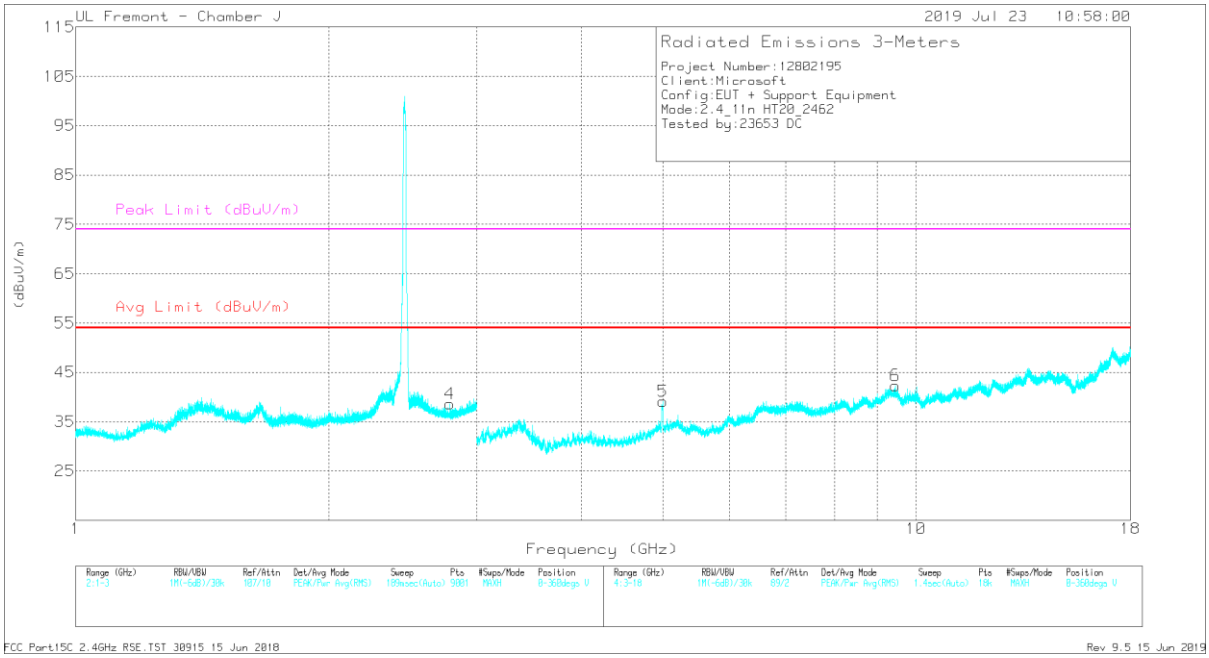

VERTICAL

UL VERIFICATION SERVICES INC.
47173 Benicia Street, Fremont, CA 94538; USA TEL:(510) 319-4000 FAX:(510) 661-0888
This report shall not be reproduced except in full, without the written approval of UL Verification Services Inc.

RADIATED EMISSIONS

Marker	Frequency (GHz)	Meter Reading (dBuV)	Det	AF PRE0189055 (dB/m)	Amp/Cbl/Fltr/Pad (dB)	Corrected Reading (dBuV/m)	Avg Limit (dBuV/m)	Margin (dB)	Peak Limit (dBuV/m)	PK Margin (dB)	Azimuth (Degs)	Height (cm)	Polarity
1	* 2.87374	40.44	PK2	29.5	-25.1	44.84	-	-	74	-29.16	136	166	H
	* 2.87178	30.49	MAv1	29.5	-25.1	34.89	54	-19.11	-	-	136	166	H
4	* 2.7878	40.8	PK2	29.3	-25.2	44.9	-	-	74	-29.1	242	147	V
	* 2.79078	31.28	MAv1	29.3	-25.2	35.38	54	-18.62	-	-	242	147	V
2	* 4.99489	48.73	PK2	35	-30	53.73	-	-	74	-20.27	194	116	H
	* 4.99205	35.84	MAv1	35	-30	40.84	54	-13.16	-	-	194	116	H
3	* 7.48642	37.95	PK2	37.5	-27.2	48.25	-	-	74	-25.75	268	166	H
	* 7.48443	24.66	MAv1	37.5	-27.2	34.96	54	-19.04	-	-	268	166	H
5	* 4.99624	49.23	PK2	35.1	-30	54.33	-	-	74	-19.67	217	105	V
	* 4.99157	35.54	MAv1	35	-30	40.54	54	-13.46	-	-	217	105	V
6	* 9.45747	32.62	PK2	39.5	-23.6	48.52	-	-	74	-25.48	104	130	V
	* 9.45586	22.84	MAv1	39.5	-23.6	38.74	54	-15.26	-	-	104	130	V

* - indicates frequency in CFR47 Pt 15 / IC RSS-Restricted Band
PK2 - KDB558074 Method: Maximum Peak
MAv1 - KDB558074 Option 1 Maximum RMS Average

UL VERIFICATION SERVICES INC.
47173 Benicia Street, Fremont, CA 94538; USA TEL:(510) 319-4000 FAX:(510) 661-0888
This report shall not be reproduced except in full, without the written approval of UL Verification Services Inc.

9.1.4. TX ABOVE 1 GHz 802.11n HT40 MODE IN THE 2.4 GHz BAND

2TX Chain 1 + Chain 2 CDD MODE

BANDEDGE (LOW CHANNEL, CH 3)

HORIZONTAL RESULT

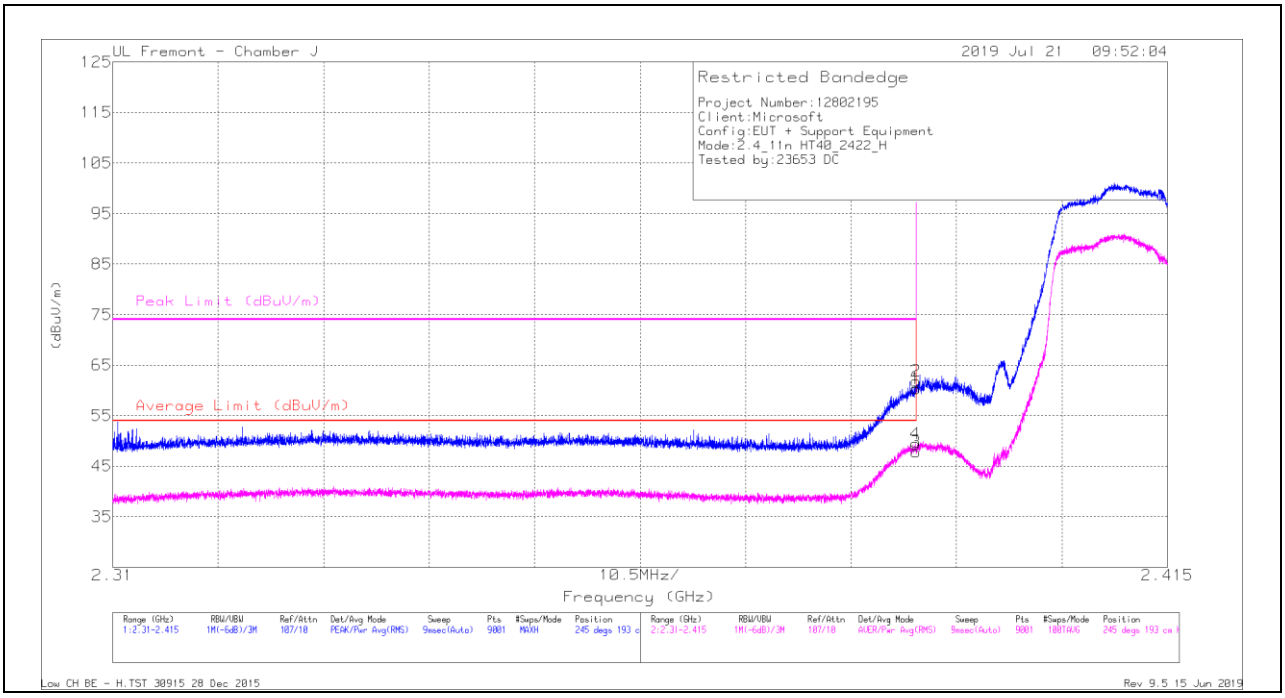

Trace Markers

Marker	Frequency (GHz)	Meter Reading (dBuV)	Det	AF PRE0189055 (dB/m)	Amp/Cbl/Fltr/Pad (dB)	DC Corr (dB)	Corrected Reading (dBuV/m)	Average Limit (dBuV/m)	Margin (dB)	Peak Limit (dBuV/m)	PK Margin (dB)	Azimuth (Degs)	Height (cm)	Polarity
1	* 2.38999	56.37	Pk	29.5	-25.5	0	60.37	-	-	74	-13.63	245	193	H
2	* 2.38998	57.8	Pk	29.5	-25.5	0	61.8	-	-	74	-12.2	245	193	H
3	* 2.38999	43.56	RMS	29.5	-25.5	.23	47.79	54	-6.21	-	-	245	193	H
4	* 2.3899	45.23	RMS	29.5	-25.5	.23	49.46	54	-4.54	-	-	245	193	H

* - indicates frequency in CFR47 Pt 15 / IC RSS-Restricted Band
Pk - Peak detector
RMS - RMS detection

UL VERIFICATION SERVICES INC.
47173 Benicia Street, Fremont, CA 94538; USA TEL:(510) 319-4000 FAX:(510) 661-0888
This report shall not be reproduced except in full, without the written approval of UL Verification Services Inc.

VERTICAL RESULT

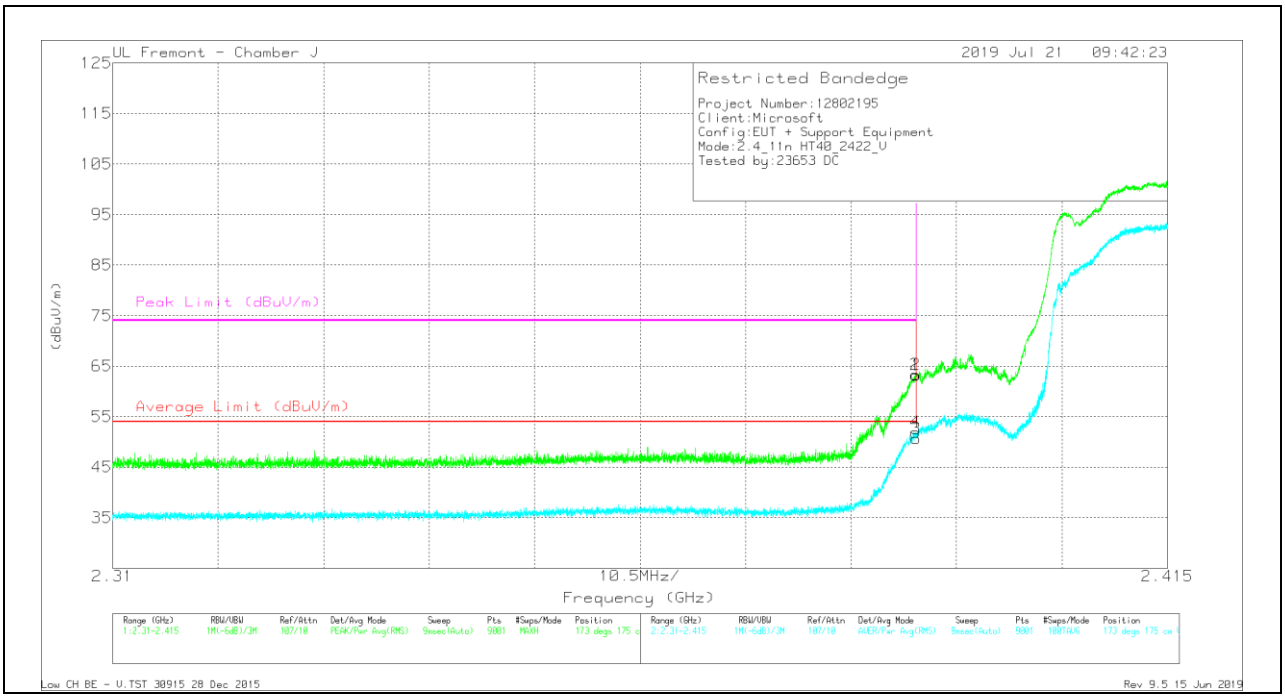

Trace Markers

Marker	Frequency (GHz)	Meter Reading (dBuV)	Det	AF PRE0189055 (dB/m)	Amp/Cbl/Fltr/Pad (dB)	DC Corr (dB)	Corrected Reading (dBuV/m)	Average Limit (dBuV/m)	Margin (dB)	Peak Limit (dBuV/m)	PK Margin (dB)	Azimuth (Degs)	Height (cm)	Polarity
1	* 2.38999	59.21	Pk	29.5	-25.5	0	63.21	-	-	74	-10.79	173	175	V
2	* 2.38994	59.31	Pk	29.5	-25.5	0	63.31	-	-	74	-10.69	173	175	V
3	* 2.38999	46.48	RMS	29.5	-25.5	.23	50.71	54	-3.29	-	-	173	175	V
4	* 2.3899	47.72	RMS	29.5	-25.5	.23	51.95	54	-2.05	-	-	173	175	V

* - indicates frequency in CFR47 Pt 15 / IC RSS-Restricted Band
Pk - Peak detector
RMS - RMS detection

UL VERIFICATION SERVICES INC.
47173 Benicia Street, Fremont, CA 94538; USA TEL:(510) 319-4000 FAX:(510) 661-0888
This report shall not be reproduced except in full, without the written approval of UL Verification Services Inc.

BANDEDGE (LOW CHANNEL, CH 4)

HORIZONTAL RESULT

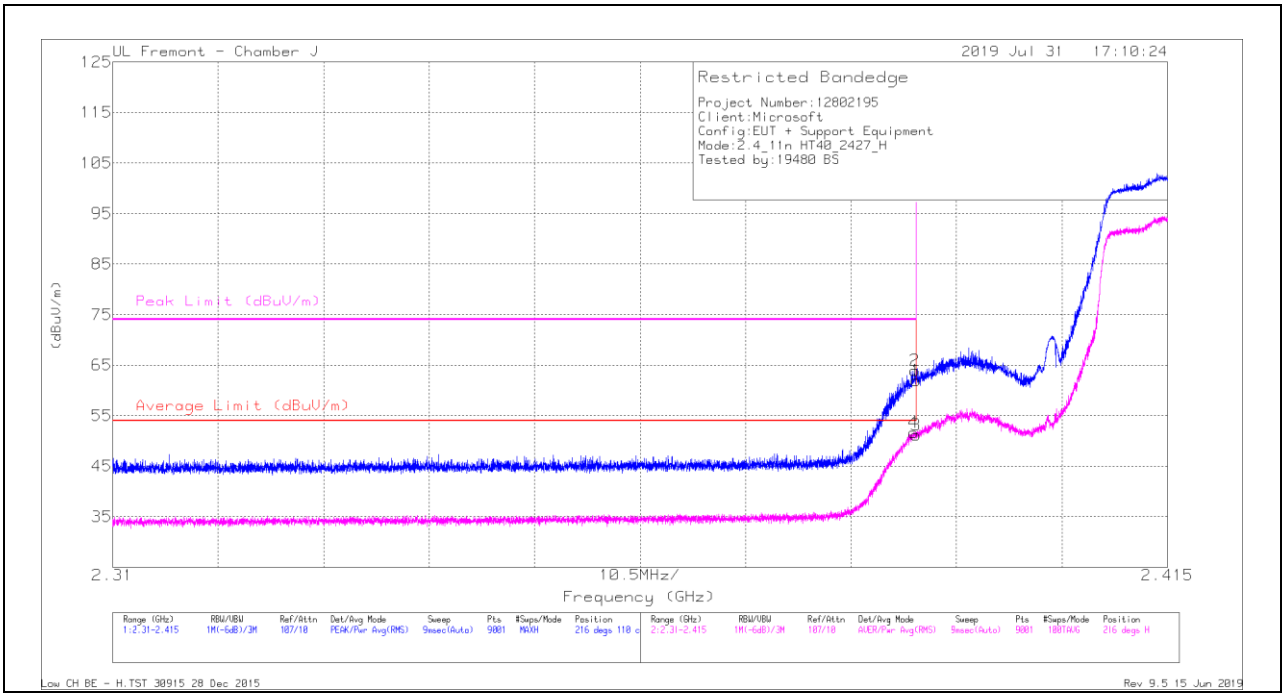

Trace Markers

Marker	Frequency (GHz)	Meter Reading (dBuV)	Det	AF PRE0189055 (dB/m)	Amp/Cbl/Fltr/Pad (dB)	DC Corr (dB)	Corrected Reading (dBuV/m)	Average Limit (dBuV/m)	Margin (dB)	Peak Limit (dBuV/m)	PK Margin (dB)	Azimuth (Degs)	Height (cm)	Polarity
1	* 2.38999	57.92	Pk	29.5	-25.5	0	61.92	-	-	74	-12.08	216	110	H
2	* 2.38984	59.99	Pk	29.5	-25.5	0	63.99	-	-	74	-10.01	216	110	H
3	* 2.38999	46.93	RMS	29.5	-25.5	.23	51.16	54	-2.84	-	-	216	110	H
4	* 2.38973	47.39	RMS	29.5	-25.5	.23	51.62	54	-2.38	-	-	216	110	H

* - indicates frequency in CFR47 Pt 15 / IC RSS-Restricted Band
Pk - Peak detector
RMS - RMS detection

UL VERIFICATION SERVICES INC.
47173 Benicia Street, Fremont, CA 94538; USA TEL:(510) 319-4000 FAX:(510) 661-0888
This report shall not be reproduced except in full, without the written approval of UL Verification Services Inc.

VERTICAL RESULT

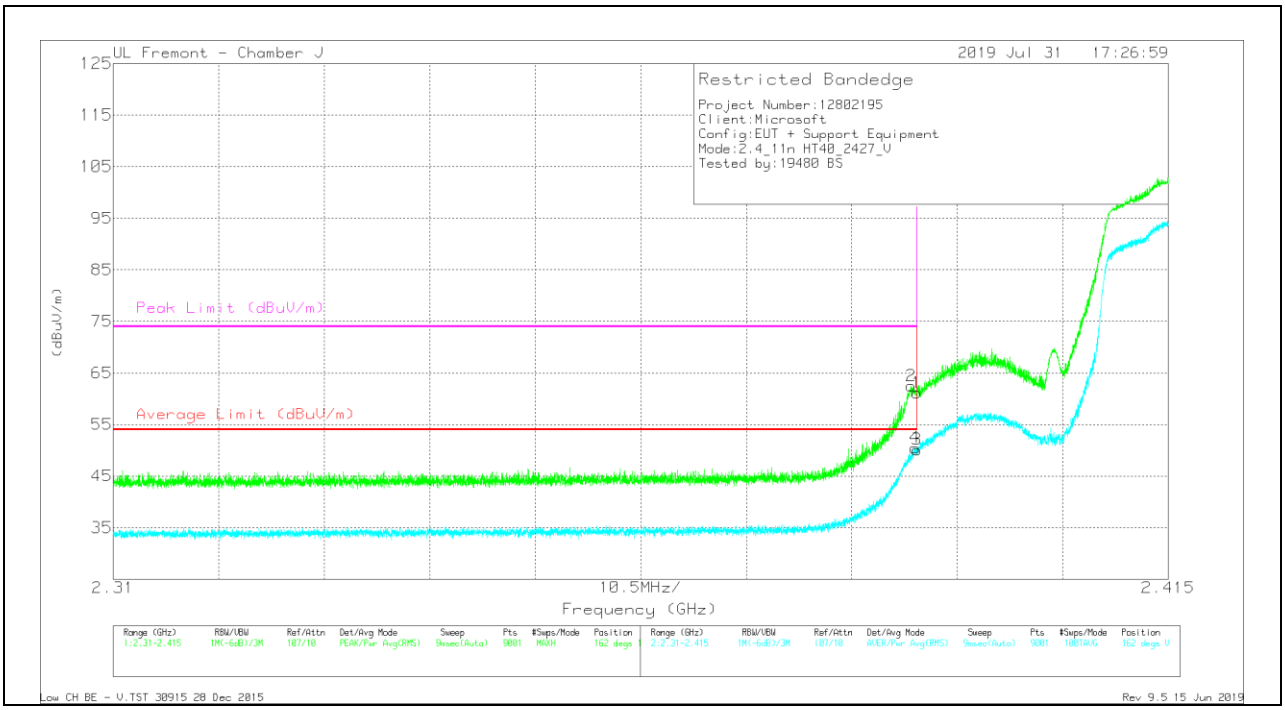

Trace Markers

Marker	Frequency (GHz)	Meter Reading (dBuV)	Det	AF PRE0189055 (dB/m)	Amp/Cbl/Fltr/Pad (dB)	DC Corr (dB)	Corrected Reading (dBuV/m)	Average Limit (dBuV/m)	Margin (dB)	Peak Limit (dBuV/m)	PK Margin (dB)	Azimuth (Degs)	Height (cm)	Polarity
1	* 2.38999	57.13	Pk	29.5	-25.5	0	61.13	-	-	74	-12.87	162	131	V
2	* 2.38942	58.48	Pk	29.5	-25.5	0	62.48	-	-	74	-11.52	162	131	V
3	* 2.38999	45.9	RMS	29.5	-25.5	.23	50.13	54	-3.87	-	-	162	131	V
4	* 2.38981	46.27	RMS	29.5	-25.5	.23	50.5	54	-3.5	-	-	162	131	V

* - indicates frequency in CFR47 Pt 15 / IC RSS-Restricted Band
Pk - Peak detector
RMS - RMS detection

UL VERIFICATION SERVICES INC.
47173 Benicia Street, Fremont, CA 94538; USA TEL:(510) 319-4000 FAX:(510) 661-0888
This report shall not be reproduced except in full, without the written approval of UL Verification Services Inc.

BANDEDGE (LOW CHANNEL, CH 5)

HORIZONTAL RESULT

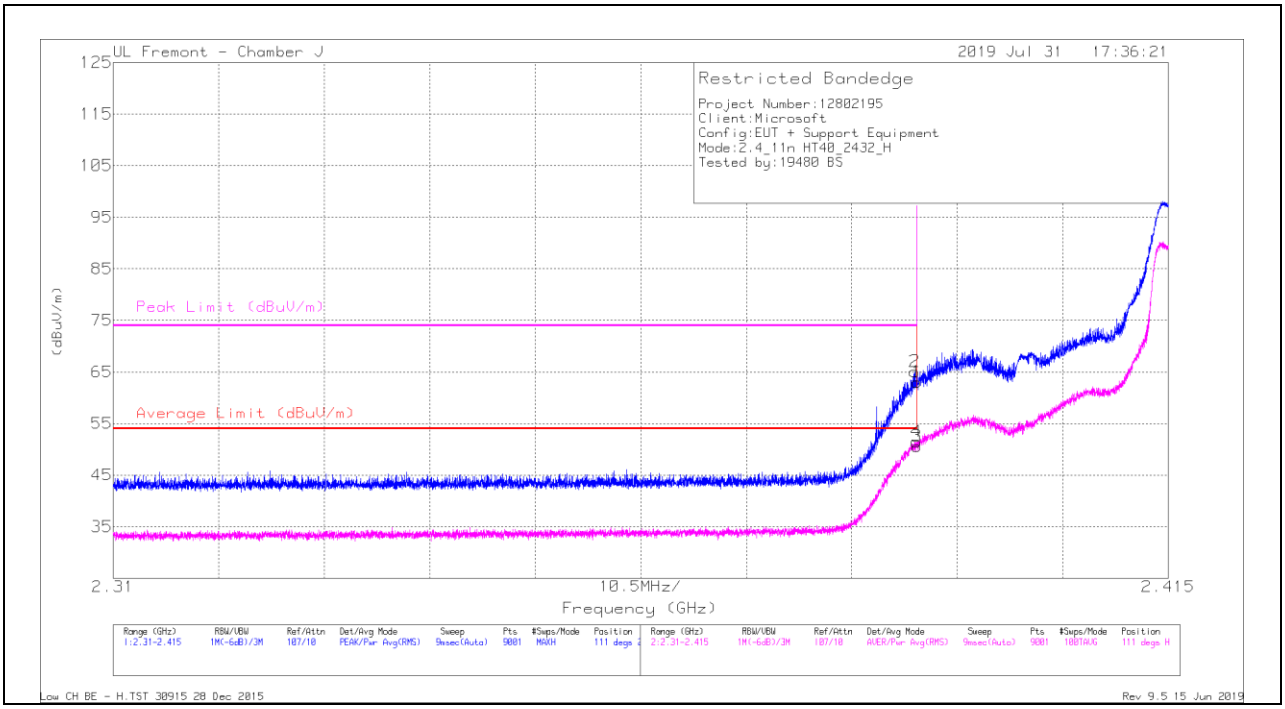

Trace Markers

Marker	Frequency (GHz)	Meter Reading (dBuV)	Det	AF PRE0189055 (dB/m)	Amp/Cbl/Fltr/Pad (dB)	DC Corr (dB)	Corrected Reading (dBuV/m)	Average Limit (dBuV/m)	Margin (dB)	Peak Limit (dBuV/m)	PK Margin (dB)	Azimuth (Degs)	Height (cm)	Polarity
1	* 2.38999	59.02	Pk	29.5	-25.5	0	63.02	-	-	74	-10.98	111	208	H
2	* 2.38977	61.09	Pk	29.5	-25.5	0	65.09	-	-	74	-8.91	111	208	H
3	* 2.38999	46.37	RMS	29.5	-25.5	.23	50.6	54	-3.4	-	-	111	208	H
4	* 2.38994	47.26	RMS	29.5	-25.5	.23	51.49	54	-2.51	-	-	111	208	H

* - indicates frequency in CFR47 Pt 15 / IC RSS-Restricted Band
Pk - Peak detector
RMS - RMS detection

UL VERIFICATION SERVICES INC.
47173 Benicia Street, Fremont, CA 94538; USA TEL:(510) 319-4000 FAX:(510) 661-0888
This report shall not be reproduced except in full, without the written approval of UL Verification Services Inc.

VERTICAL RESULT

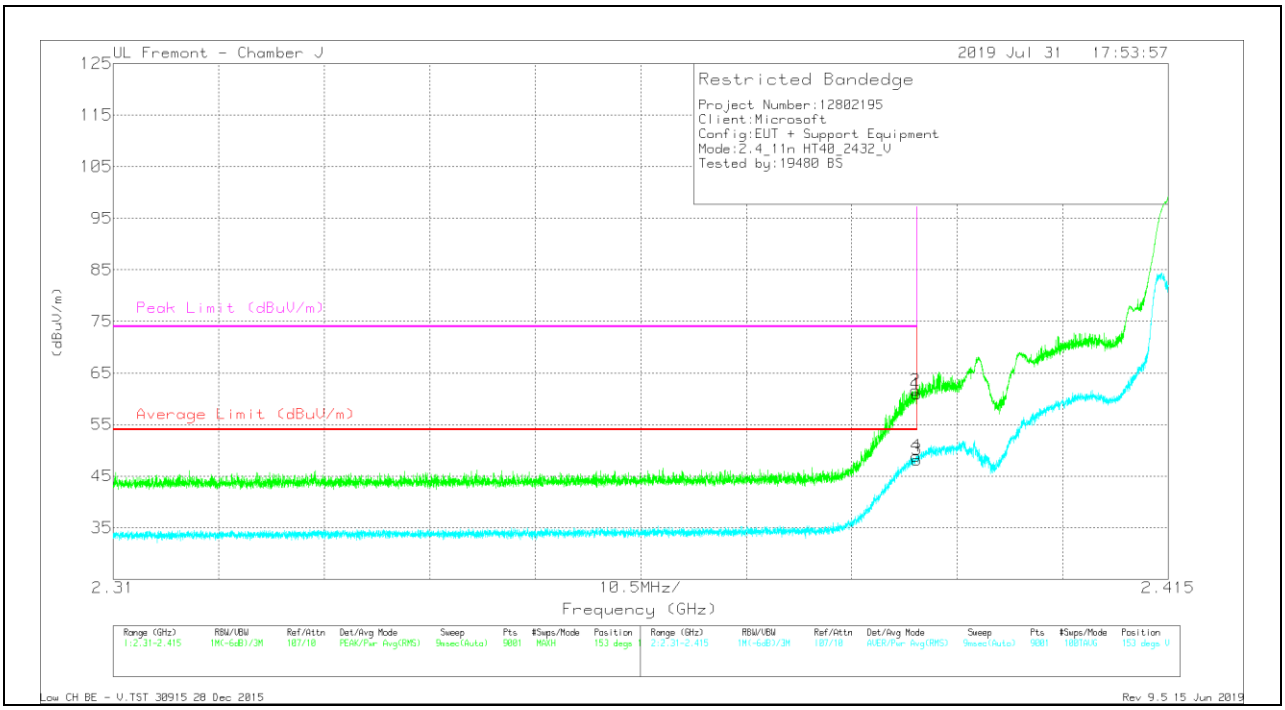

Trace Markers

Marker	Frequency (GHz)	Meter Reading (dBuV)	Det	AF PRE0189055 (dB/m)	Amp/Cbl/Fltr/Pad (dB)	DC Corr (dB)	Corrected Reading (dBuV/m)	Average Limit (dBuV/m)	Margin (dB)	Peak Limit (dBuV/m)	PK Margin (dB)	Azimuth (Degs)	Height (cm)	Polarity
1	* 2.38999	56.9	Pk	29.5	-25.5	0	60.9	-	-	74	-13.1	153	157	V
2	* 2.38987	57.64	Pk	29.5	-25.5	0	61.64	-	-	74	-12.36	153	157	V
3	* 2.38999	43.95	RMS	29.5	-25.5	.23	48.18	54	-5.82	-	-	153	157	V
4	* 2.38991	44.67	RMS	29.5	-25.5	.23	48.9	54	-5.1	-	-	153	157	V

* - indicates frequency in CFR47 Pt 15 / IC RSS-Restricted Band
Pk - Peak detector
RMS - RMS detection

UL VERIFICATION SERVICES INC.
47173 Benicia Street, Fremont, CA 94538; USA TEL:(510) 319-4000 FAX:(510) 661-0888
This report shall not be reproduced except in full, without the written approval of UL Verification Services Inc.

BANDEDGE (LOW CHANNEL, CH 6)

HORIZONTAL RESULT

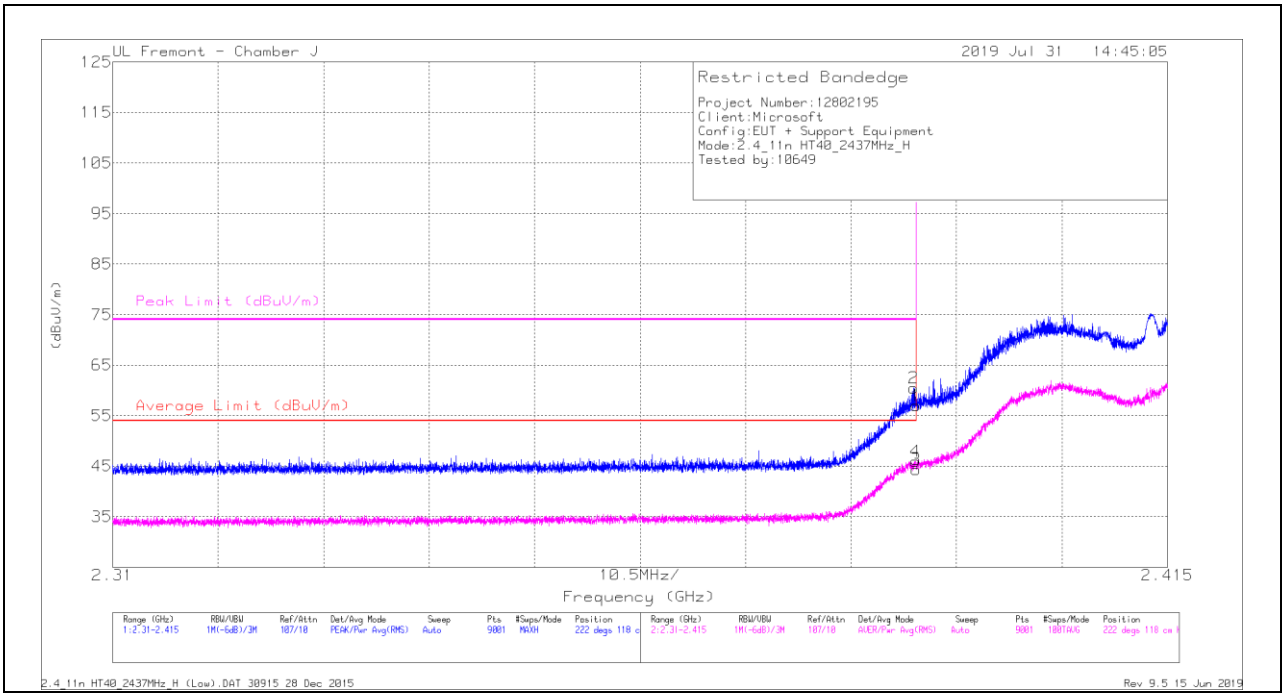

Trace Markers

Marker	Frequency (GHz)	Meter Reading (dBuV)	Det	AF PRE0189055 (dB/m)	Amp/Cbl/Fltr/Pad (dB)	DC Corr (dB)	Corrected Reading (dBuV/m)	Average Limit (dBuV/m)	Margin (dB)	Peak Limit (dBuV/m)	PK Margin (dB)	Azimuth (Degs)	Height (cm)	Polarity
1	* 2.38999	53.01	Pk	29.5	-25.5	0	57.01	-	-	74	-16.99	222	118	H
2	* 2.38976	56.5	Pk	29.5	-25.5	0	60.5	-	-	74	-13.5	222	118	H
3	* 2.38999	40.28	RMS	29.5	-25.5	.23	44.51	54	-9.49	-	-	222	118	H
4	* 2.38994	42	RMS	29.5	-25.5	.23	46.23	54	-7.77	-	-	222	118	H

* - indicates frequency in CFR47 Pt 15 / IC RSS-Restricted Band
Pk - Peak detector
RMS - RMS detection

UL VERIFICATION SERVICES INC.
47173 Benicia Street, Fremont, CA 94538; USA TEL:(510) 319-4000 FAX:(510) 661-0888
This report shall not be reproduced except in full, without the written approval of UL Verification Services Inc.

VERTICAL RESULT

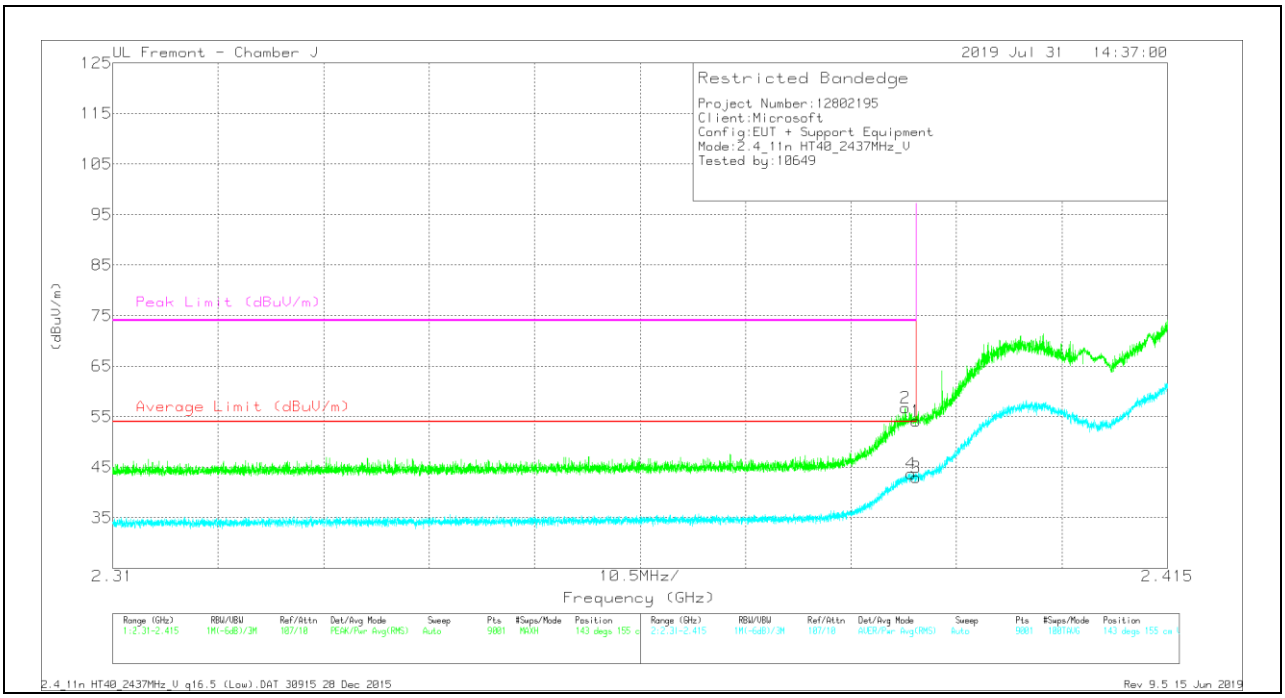

Trace Markers

Marker	Frequency (GHz)	Meter Reading (dBuV)	Det	AF PRE0189055 (dB/m)	Amp/Cbl/Fltr/Pad (dB)	DC Corr (dB)	Corrected Reading (dBuV/m)	Average Limit (dBuV/m)	Margin (dB)	Peak Limit (dBuV/m)	PK Margin (dB)	Azimuth (Degs)	Height (cm)	Polarity
1	* 2.38999	50.15	Pk	29.5	-25.5	0	54.15	-	-	74	-19.85	143	155	V
2	* 2.38893	52.75	Pk	29.5	-25.5	0	56.75	-	-	74	-17.25	143	155	V
3	* 2.38999	39	RMS	29.5	-25.5	.23	43.23	54	-10.77	-	-	143	155	V
4	* 2.38948	39.76	RMS	29.5	-25.5	.23	43.99	54	-10.01	-	-	143	155	V

* - indicates frequency in CFR47 Pt 15 / IC RSS-Restricted Band
Pk - Peak detector
RMS - RMS detection

UL VERIFICATION SERVICES INC.
47173 Benicia Street, Fremont, CA 94538; USA TEL:(510) 319-4000 FAX:(510) 661-0888
This report shall not be reproduced except in full, without the written approval of UL Verification Services Inc.

BANDEDGE (HIGH CHANNEL, CH 6)

HORIZONTAL RESULT

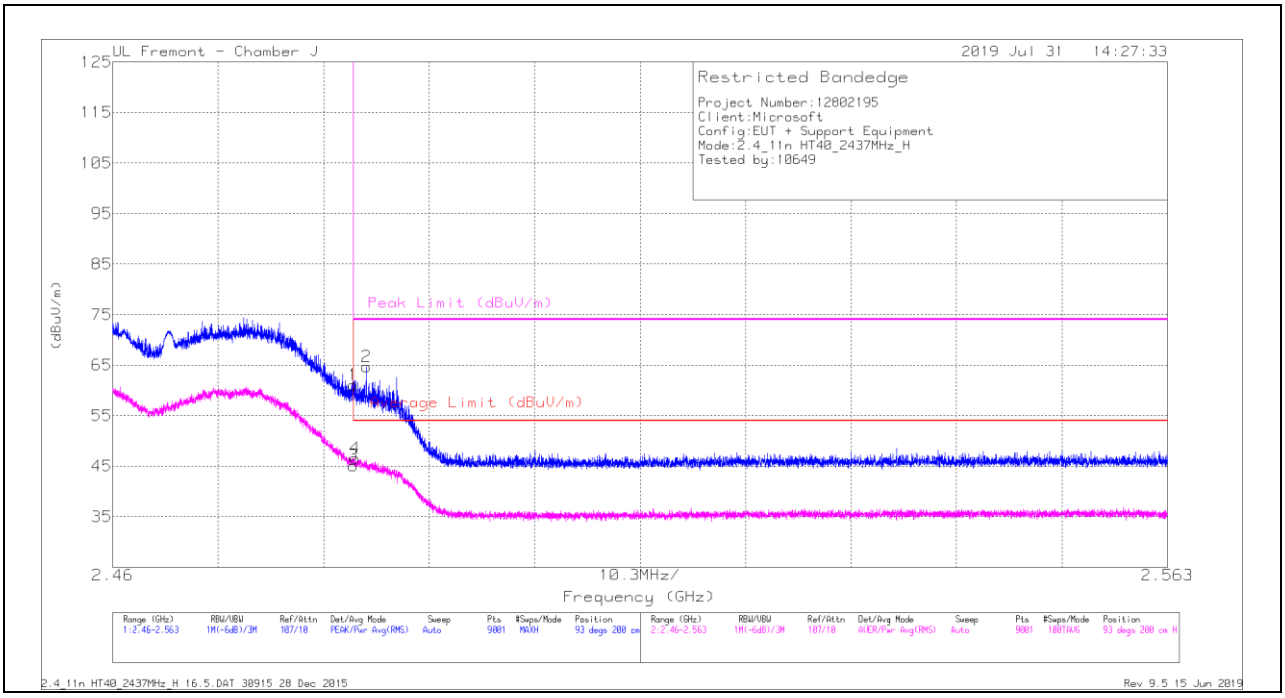

Trace Markers

Marker	Frequency (GHz)	Meter Reading (dBuV)	Det	AF PRE0189055 (dB/m)	Amp/Cbl/Fltr/Pad (dB)	DC Corr (dB)	Corrected Reading (dBuV/m)	Average Limit (dBuV/m)	Margin (dB)	Peak Limit (dBuV/m)	PK Margin (dB)	Azimuth (Degs)	Height (cm)	Polarity
1	* 2.48351	56.67	Pk	29.9	-25.5	0	61.07	-	-	74	-12.93	93	200	H
2	* 2.48477	60.33	Pk	29.9	-25.5	0	64.73	-	-	74	-9.27	93	200	H
3	* 2.48351	40.74	RMS	29.9	-25.5	.23	45.37	54	-8.63	-	-	93	200	H
4	* 2.48368	42.2	RMS	29.9	-25.5	.23	46.83	54	-7.17	-	-	93	200	H

* - indicates frequency in CFR47 Pt 15 / IC RSS-Restricted Band
Pk - Peak detector
RMS - RMS detection

UL VERIFICATION SERVICES INC.
47173 Benicia Street, Fremont, CA 94538; USA TEL:(510) 319-4000 FAX:(510) 661-0888
This report shall not be reproduced except in full, without the written approval of UL Verification Services Inc.

VERTICAL RESULT

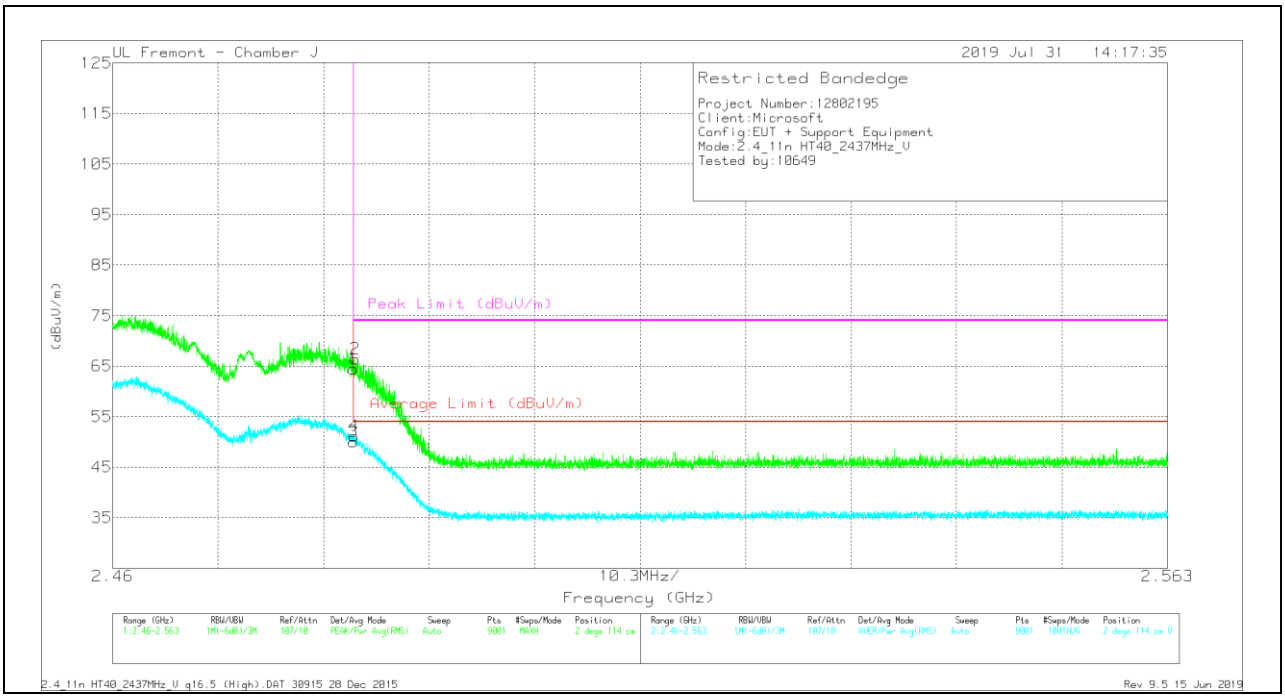

Trace Markers

Marker	Frequency (GHz)	Meter Reading (dBuV)	Det	AF PRE0189055 (dB/m)	Amp/Cbl/Fltr/Pad (dB)	DC Corr (dB)	Corrected Reading (dBuV/m)	Average Limit (dBuV/m)	Margin (dB)	Peak Limit (dBuV/m)	PK Margin (dB)	Azimuth (Degs)	Height (cm)	Polarity
1	* 2.48351	60.09	Pk	29.9	-25.5	0	64.49	-	-	74	-9.51	2	114	V
2	* 2.48368	62.01	Pk	29.9	-25.5	0	66.41	-	-	74	-7.59	2	114	V
3	* 2.48351	45.68	RMS	29.9	-25.5	.23	50.31	54	-3.69	-	-	2	114	V
4	* 2.48353	46.77	RMS	29.9	-25.5	.23	51.4	54	-2.6	-	-	2	114	V

* - indicates frequency in CFR47 Pt 15 / IC RSS-Restricted Band
Pk - Peak detector
RMS - RMS detection

UL VERIFICATION SERVICES INC.
47173 Benicia Street, Fremont, CA 94538; USA TEL:(510) 319-4000 FAX:(510) 661-0888
This report shall not be reproduced except in full, without the written approval of UL Verification Services Inc.

BANDEDGE (HIGH CHANNEL, CH 7)

HORIZONTAL RESULT

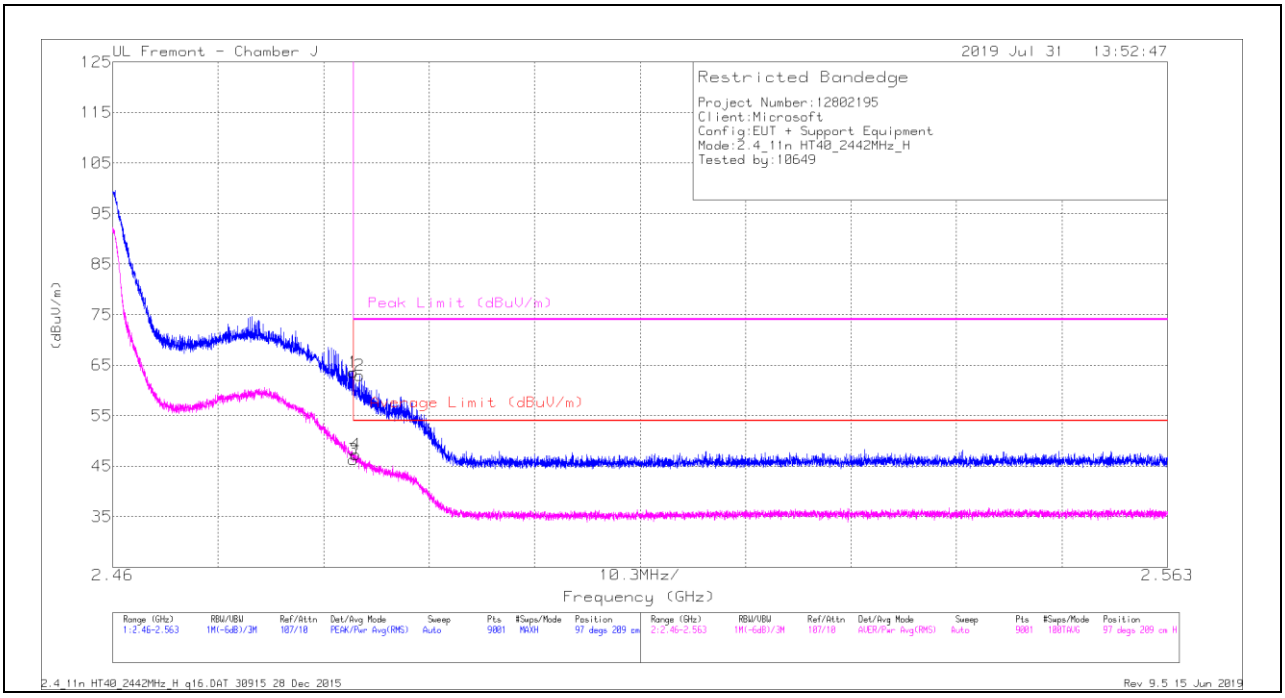

Trace Markers

Marker	Frequency (GHz)	Meter Reading (dBuV)	Det	AF PRE0189055 (dB/m)	Amp/Cbl/Fltr/Pad (dB)	DC Corr (dB)	Corrected Reading (dBuV/m)	Average Limit (dBuV/m)	Margin (dB)	Peak Limit (dBuV/m)	PK Margin (dB)	Azimuth (Degs)	Height (cm)	Polarity
1	* 2.48351	59.21	Pk	29.9	-25.5	0	63.61	-	-	74	-10.39	97	209	H
2	* 2.48412	58.61	Pk	29.9	-25.5	0	63.01	-	-	74	-10.99	97	209	H
3	* 2.48351	41.94	RMS	29.9	-25.5	.23	46.57	54	-7.43	-	-	97	209	H
4	* 2.48371	42.86	RMS	29.9	-25.5	.23	47.49	54	-6.51	-	-	97	209	H

* - indicates frequency in CFR47 Pt 15 / IC RSS-Restricted Band
Pk - Peak detector
RMS - RMS detection

UL VERIFICATION SERVICES INC.
47173 Benicia Street, Fremont, CA 94538; USA TEL:(510) 319-4000 FAX:(510) 661-0888
This report shall not be reproduced except in full, without the written approval of UL Verification Services Inc.

VERTICAL RESULT

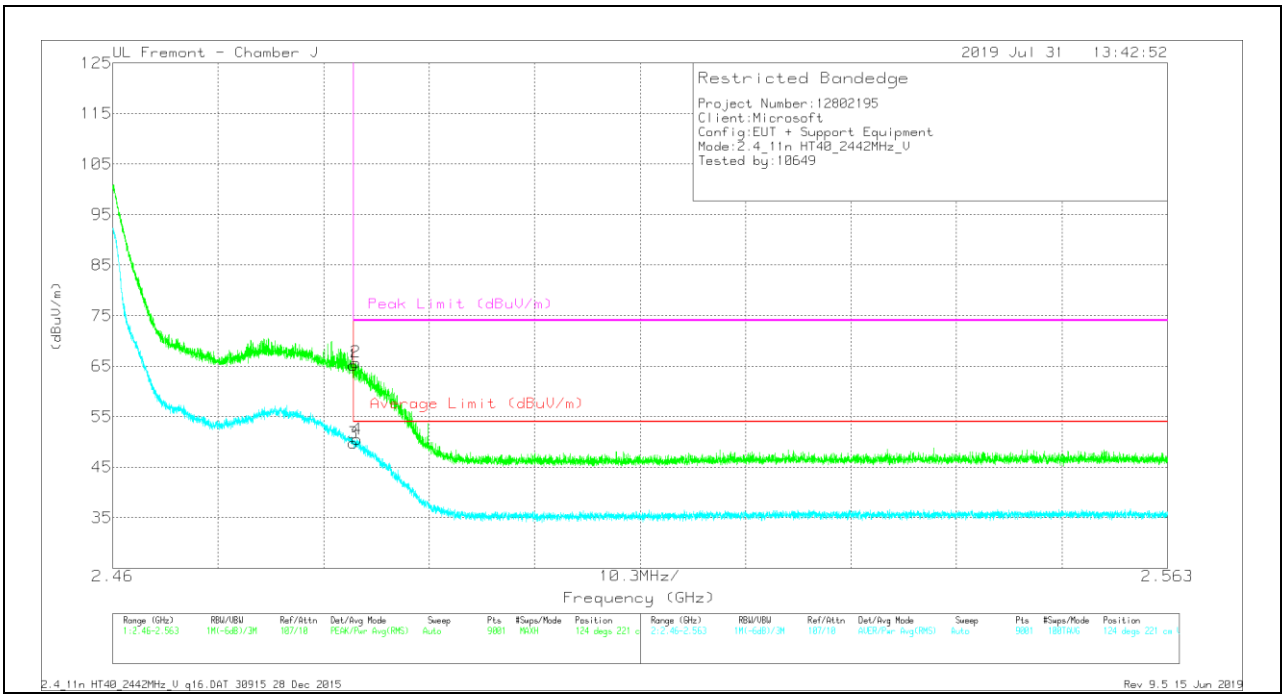

Trace Markers

Marker	Frequency (GHz)	Meter Reading (dBuV)	Det	AF PRE0189055 (dB/m)	Amp/Cbl/Fltr/Pad (dB)	DC Corr (dB)	Corrected Reading (dBuV/m)	Average Limit (dBuV/m)	Margin (dB)	Peak Limit (dBuV/m)	PK Margin (dB)	Azimuth (Degs)	Height (cm)	Polarity
1	* 2.48351	60.78	Pk	29.9	-25.5	0	65.18	-	-	74	-8.82	124	221	V
2	* 2.48371	61.35	Pk	29.9	-25.5	0	65.75	-	-	74	-8.25	124	221	V
3	* 2.48351	45.41	RMS	29.9	-25.5	.23	50.04	54	-3.96	-	-	124	221	V
4	* 2.48384	46.15	RMS	29.9	-25.5	.23	50.78	54	-3.22	-	-	124	221	V

* - indicates frequency in CFR47 Pt 15 / IC RSS-Restricted Band
Pk - Peak detector
RMS - RMS detection

UL VERIFICATION SERVICES INC.
47173 Benicia Street, Fremont, CA 94538; USA TEL:(510) 319-4000 FAX:(510) 661-0888
This report shall not be reproduced except in full, without the written approval of UL Verification Services Inc.

BANDEDGE (HIGH CHANNEL, CH 8)

HORIZONTAL RESULT

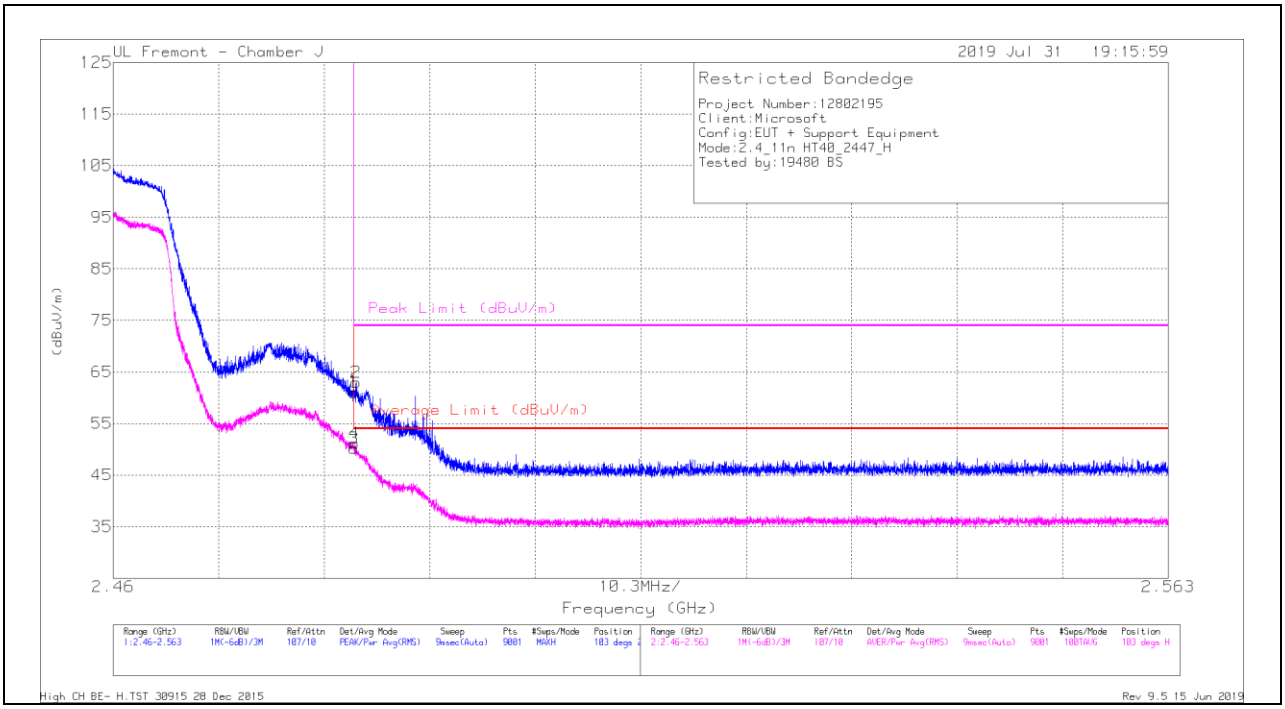

Trace Markers

Marker	Frequency (GHz)	Meter Reading (dBuV)	Det	AF PRE0189055 (dB/m)	Amp/Cbl/Fltr/Pad (dB)	DC Corr (dB)	Corrected Reading (dBuV/m)	Average Limit (dBuV/m)	Margin (dB)	Peak Limit (dBuV/m)	PK Margin (dB)	Azimuth (Degs)	Height (cm)	Polarity
1	* 2.48351	56.67	Pk	29.9	-25.5	0	61.07	-	-	74	-12.93	103	217	H
2	* 2.4837	58.57	Pk	29.9	-25.5	0	62.97	-	-	74	-11.03	103	217	H
3	* 2.48351	45.54	RMS	29.9	-25.5	.23	50.17	54	-3.83	-	-	103	217	H
4	* 2.48353	46.54	RMS	29.9	-25.5	.23	51.17	54	-2.83	-	-	103	217	H

* - indicates frequency in CFR47 Pt 15 / IC RSS-Restricted Band
Pk - Peak detector
RMS - RMS detection

UL VERIFICATION SERVICES INC.
47173 Benicia Street, Fremont, CA 94538; USA TEL:(510) 319-4000 FAX:(510) 661-0888
This report shall not be reproduced except in full, without the written approval of UL Verification Services Inc.

VERTICAL RESULT

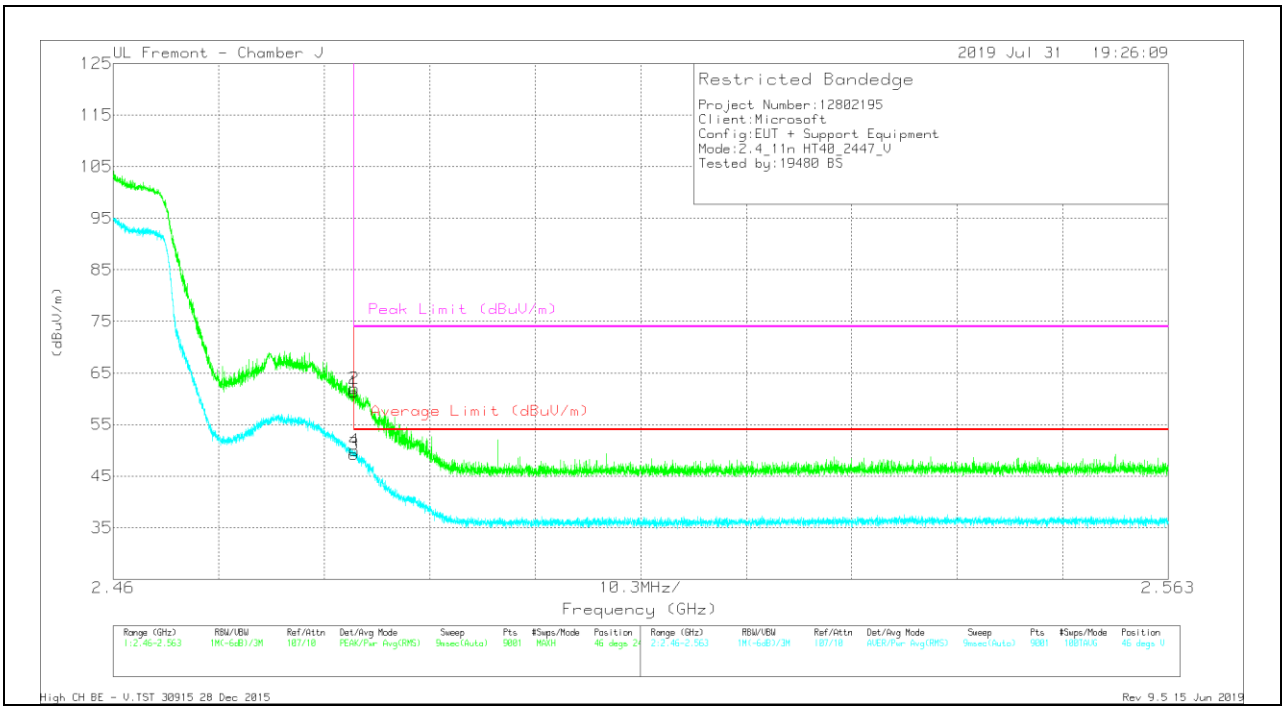

Trace Markers

Marker	Frequency (GHz)	Meter Reading (dBuV)	Det	AF PRE0189055 (dB/m)	Amp/Cbl/Fltr/Pad (dB)	DC Corr (dB)	Corrected Reading (dBuV/m)	Average Limit (dBuV/m)	Margin (dB)	Peak Limit (dBuV/m)	PK Margin (dB)	Azimuth (Degs)	Height (cm)	Polarity
1	* 2.48351	56.86	Pk	29.9	-25.5	0	61.26	-	-	74	-12.74	46	248	V
2	* 2.48352	57.59	Pk	29.9	-25.5	0	61.99	-	-	74	-12.01	46	248	V
3	* 2.48351	44.63	RMS	29.9	-25.5	.23	49.26	54	-4.74	-	-	46	248	V
4	* 2.48353	45.33	RMS	29.9	-25.5	.23	49.96	54	-4.04	-	-	46	248	V

* - indicates frequency in CFR47 Pt 15 / IC RSS-Restricted Band
Pk - Peak detector
RMS - RMS detection

UL VERIFICATION SERVICES INC.
47173 Benicia Street, Fremont, CA 94538; USA TEL:(510) 319-4000 FAX:(510) 661-0888
This report shall not be reproduced except in full, without the written approval of UL Verification Services Inc.

BANDEDGE (HIGH CHANNEL, CH 9)

HORIZONTAL RESULT

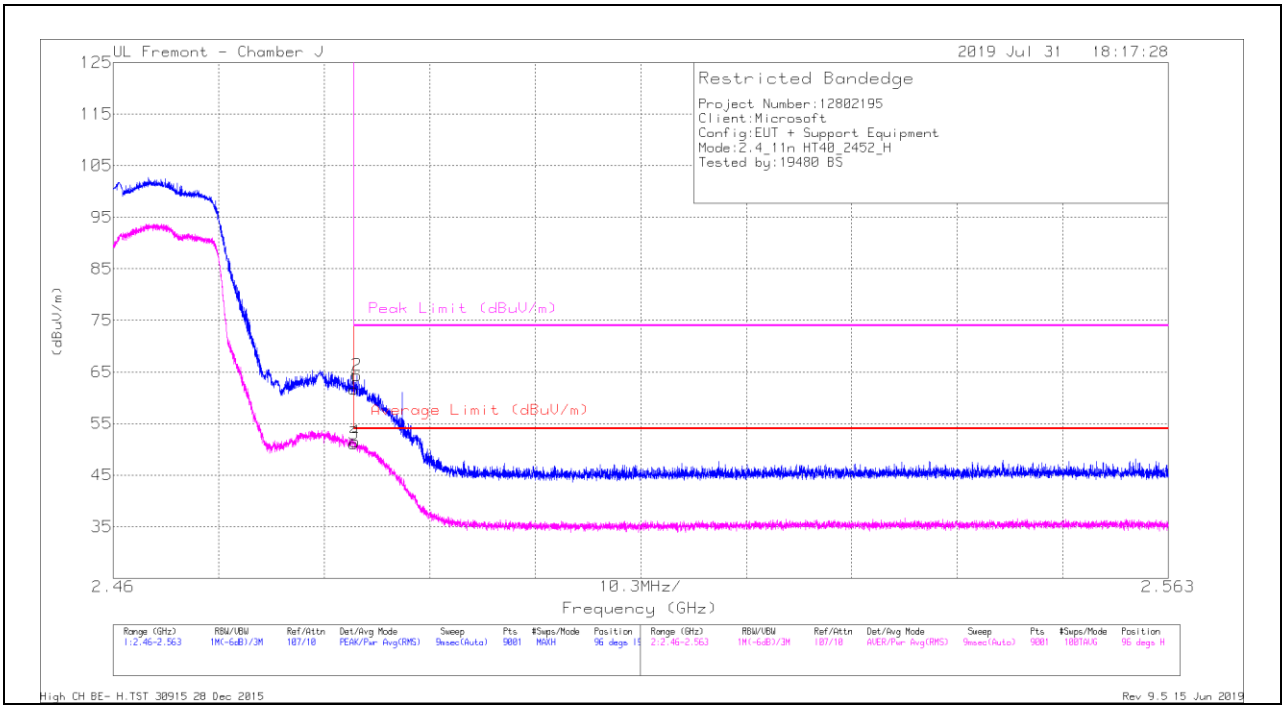

Trace Markers

Marker	Frequency (GHz)	Meter Reading (dBuV)	Det	AF PRE0189055 (dB/m)	Amp/Cbl/Fltr/Pad (dB)	DC Corr (dB)	Corrected Reading (dBuV/m)	Average Limit (dBuV/m)	Margin (dB)	Peak Limit (dBuV/m)	PK Margin (dB)	Azimuth (Degs)	Height (cm)	Polarity
1	* 2.48351	57.23	Pk	29.9	-25.5	0	61.63	-	-	74	-12.37	96	197	H
2	* 2.4838	59.95	Pk	29.9	-25.5	0	64.35	-	-	74	-9.65	96	197	H
3	* 2.48351	46.45	RMS	29.9	-25.5	.23	51.08	54	-2.92	-	-	96	197	H
4	* 2.48362	46.87	RMS	29.9	-25.5	.23	51.5	54	-2.5	-	-	96	197	H

* - indicates frequency in CFR47 Pt 15 / IC RSS-Restricted Band
Pk - Peak detector
RMS - RMS detection

UL VERIFICATION SERVICES INC.
47173 Benicia Street, Fremont, CA 94538; USA TEL:(510) 319-4000 FAX:(510) 661-0888
This report shall not be reproduced except in full, without the written approval of UL Verification Services Inc.

VERTICAL RESULT

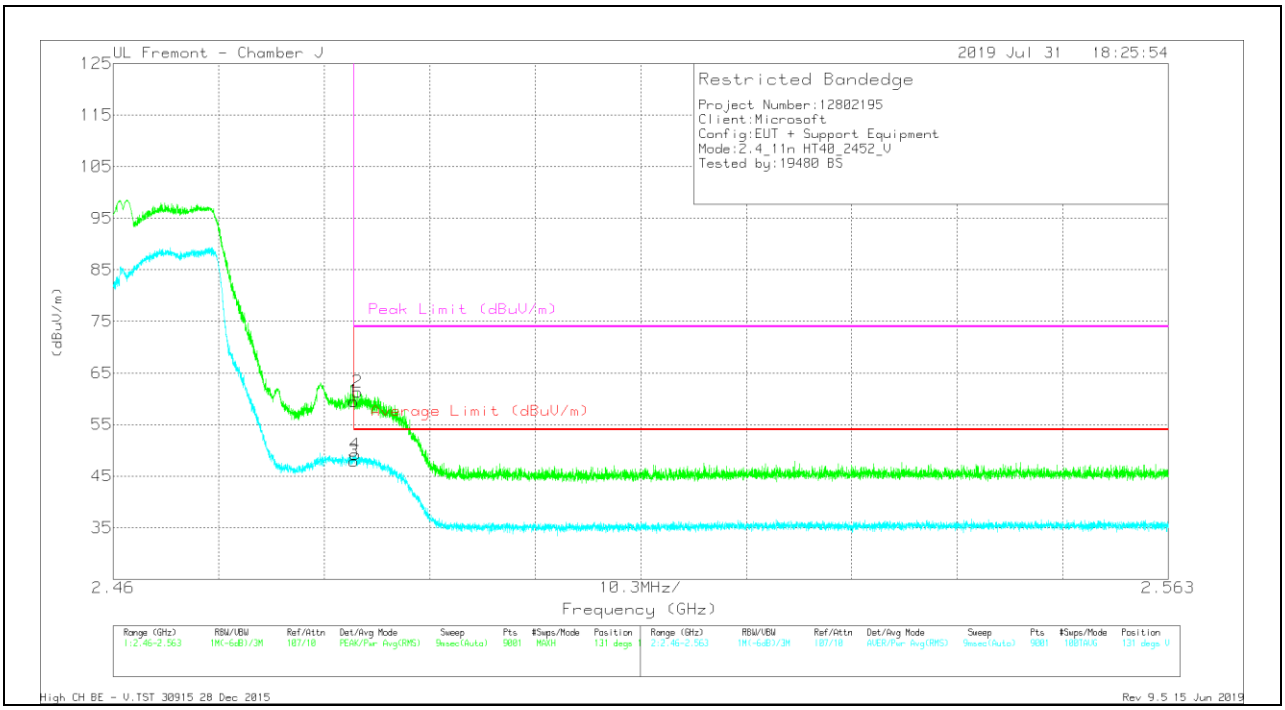

Trace Markers

Marker	Frequency (GHz)	Meter Reading (dBuV)	Det	AF PRE0189055 (dB/m)	Amp/Cbl/Fltr/Pad (dB)	DC Corr (dB)	Corrected Reading (dBuV/m)	Average Limit (dBuV/m)	Margin (dB)	Peak Limit (dBuV/m)	PK Margin (dB)	Azimuth (Degs)	Height (cm)	Polarity
1	* 2.48351	55.11	Pk	29.9	-25.5	0	59.51	-	-	74	-14.49	131	193	V
2	* 2.48385	56.91	Pk	29.9	-25.5	0	61.31	-	-	74	-12.69	131	193	V
3	* 2.48351	43.28	RMS	29.9	-25.5	.23	47.91	54	-6.09	-	-	131	193	V
4	* 2.48363	44.58	RMS	29.9	-25.5	.23	49.21	54	-4.79	-	-	131	193	V

* - indicates frequency in CFR47 Pt 15 / IC RSS-Restricted Band
Pk - Peak detector
RMS - RMS detection

UL VERIFICATION SERVICES INC.
47173 Benicia Street, Fremont, CA 94538; USA TEL:(510) 319-4000 FAX:(510) 661-0888
This report shall not be reproduced except in full, without the written approval of UL Verification Services Inc.

BANDEDGE (HIGH CHANNEL, CH 10)

HORIZONTAL RESULT

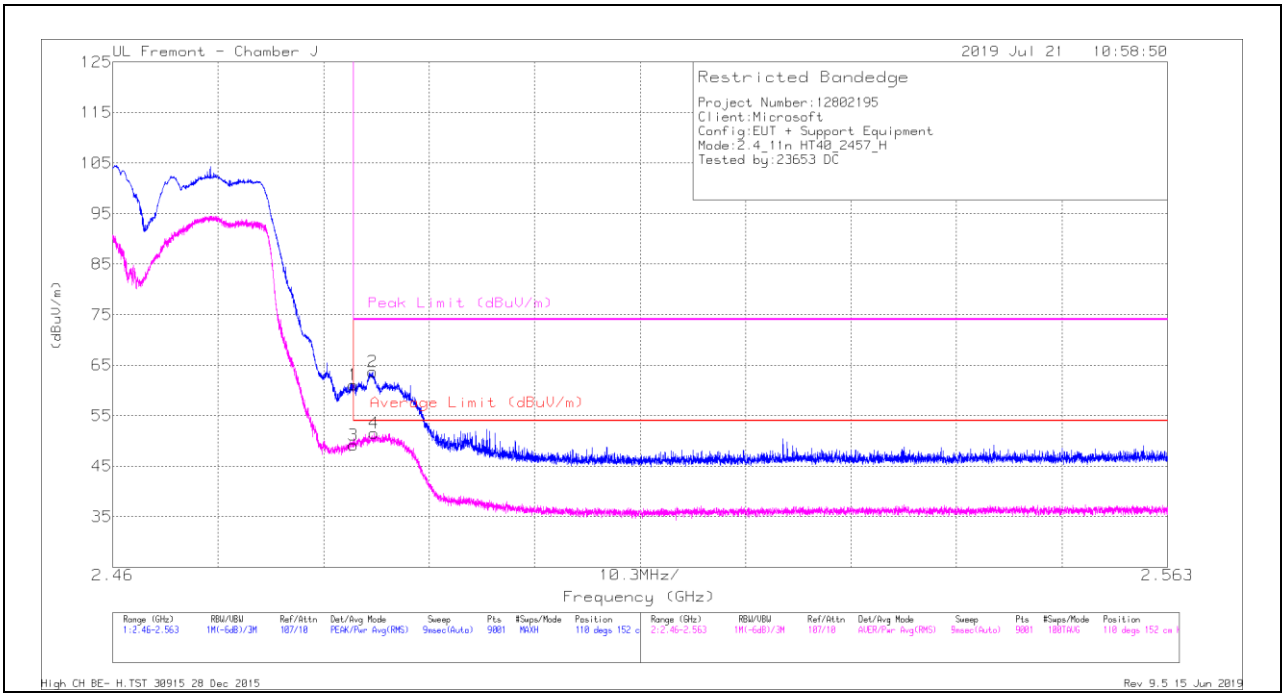

Trace Markers

Marker	Frequency (GHz)	Meter Reading (dBuV)	Det	AF PRE0189055 (dB/m)	Amp/Cbl/Fltr/Pad (dB)	DC Corr (dB)	Corrected Reading (dBuV/m)	Average Limit (dBuV/m)	Margin (dB)	Peak Limit (dBuV/m)	PK Margin (dB)	Azimuth (Degs)	Height (cm)	Polarity
1	* 2.48351	56.71	Pk	29.9	-25.5	0	61.11	-	-	74	-12.89	110	152	H
2	* 2.48537	59.27	Pk	29.9	-25.5	0	63.67	-	-	74	-10.33	110	152	H
3	* 2.48351	44.52	RMS	29.9	-25.5	.23	49.15	54	-4.85	-	-	110	152	H
4	* 2.48552	46.89	RMS	29.9	-25.5	.23	51.52	54	-2.48	-	-	110	152	H

* - indicates frequency in CFR47 Pt 15 / IC RSS-Restricted Band
Pk - Peak detector
RMS - RMS detection

UL VERIFICATION SERVICES INC.
47173 Benicia Street, Fremont, CA 94538; USA TEL:(510) 319-4000 FAX:(510) 661-0888
This report shall not be reproduced except in full, without the written approval of UL Verification Services Inc.

VERTICAL RESULT

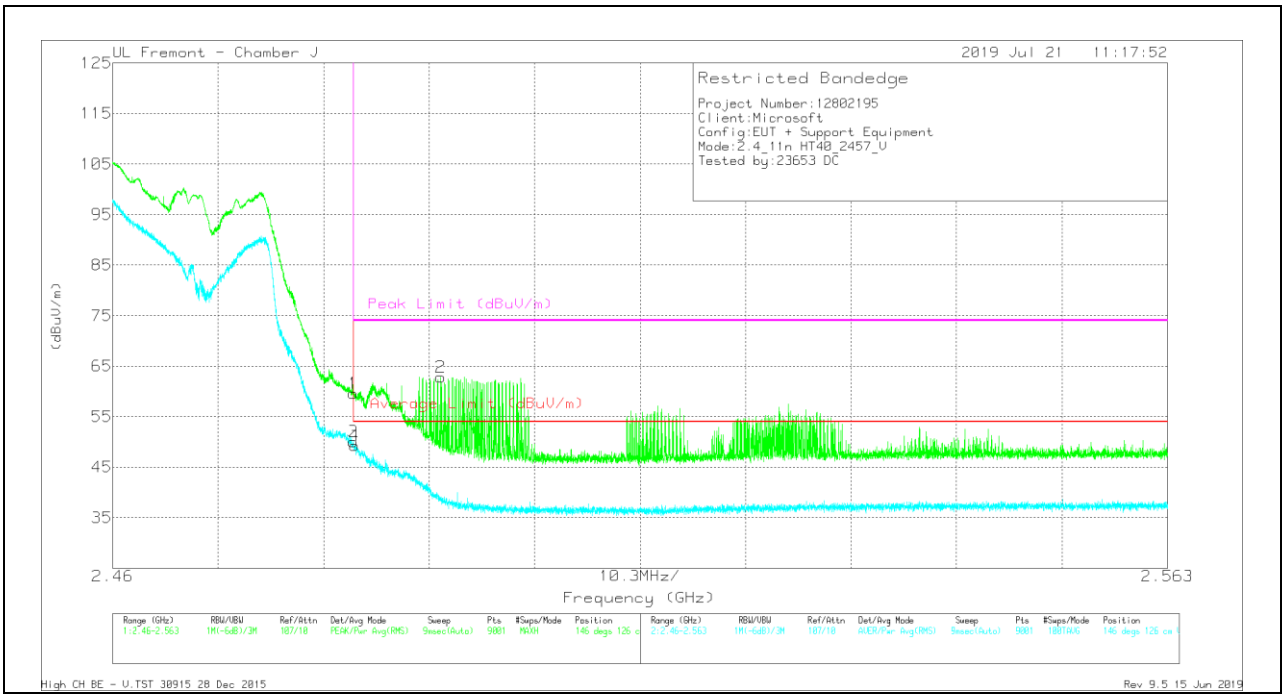

Trace Markers

Marker	Frequency (GHz)	Meter Reading (dBuV)	Det	AF PRE0189055 (dB/m)	Amp/Cbl/Fltr/Pad (dB)	DC Corr (dB)	Corrected Reading (dBuV/m)	Average Limit (dBuV/m)	Margin (dB)	Peak Limit (dBuV/m)	PK Margin (dB)	Azimuth (Degs)	Height (cm)	Polarity
1	* 2.48351	55.2	Pk	29.9	-25.5	0	59.6	-	-	74	-14.4	146	126	V
2	* 2.49203	58.43	Pk	29.9	-25.5	0	62.83	-	-	74	-11.17	146	126	V
3	* 2.48351	45.36	RMS	29.9	-25.5	.23	49.99	54	-4.01	-	-	146	126	V
4	* 2.48363	44.72	RMS	29.9	-25.5	.23	49.35	54	-4.65	-	-	146	126	V

* - indicates frequency in CFR47 Pt 15 / IC RSS-Restricted Band
Pk - Peak detector
RMS - RMS detection

UL VERIFICATION SERVICES INC.
47173 Benicia Street, Fremont, CA 94538; USA TEL:(510) 319-4000 FAX:(510) 661-0888
This report shall not be reproduced except in full, without the written approval of UL Verification Services Inc.

BANDEDGE (HIGH CHANNEL, CH 11)

HORIZONTAL RESULT

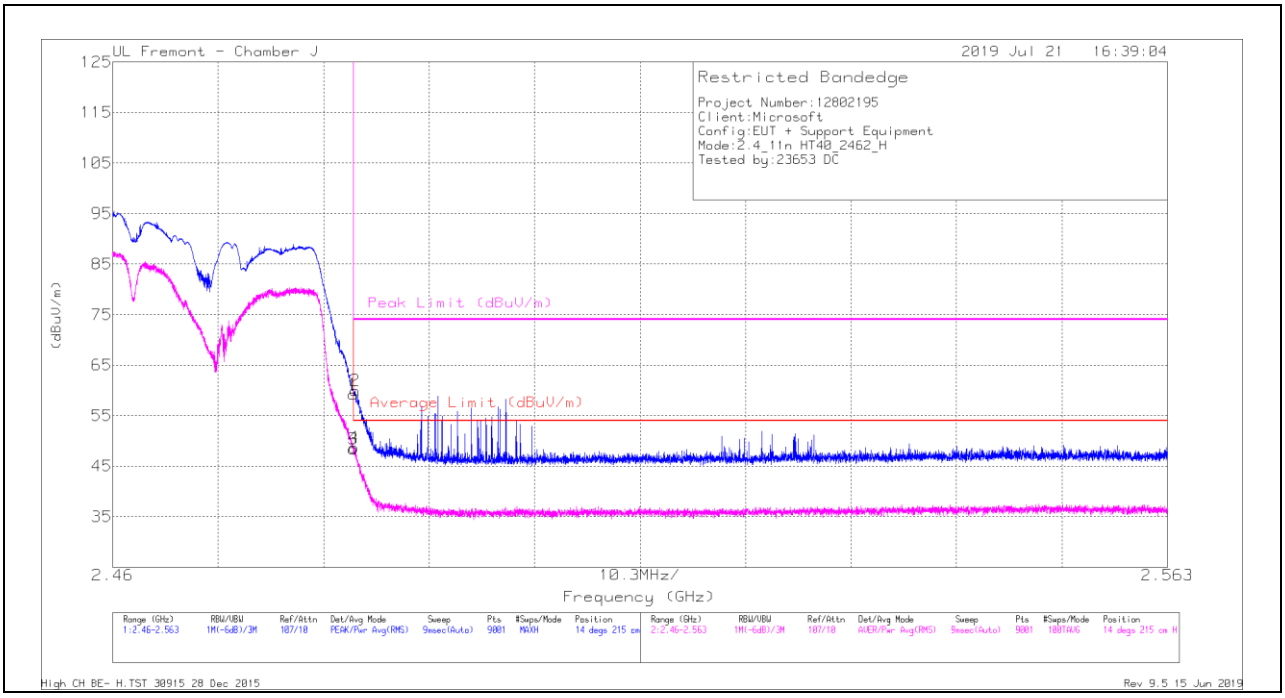

Trace Markers

Marker	Frequency (GHz)	Meter Reading (dBuV)	Det	AF PRE0189055 (dB/m)	Amp/Cbl/Fltr/Pad (dB)	DC Corr (dB)	Corrected Reading (dBuV/m)	Average Limit (dBuV/m)	Margin (dB)	Peak Limit (dBuV/m)	PK Margin (dB)	Azimuth (Degs)	Height (cm)	Polarity
1	* 2.48351	54.86	Pk	29.9	-25.5	0	59.26	-	-	74	-14.74	14	215	H
2	* 2.48367	55.58	Pk	29.9	-25.5	0	59.98	-	-	74	-14.02	14	215	H
3	* 2.48351	44.02	RMS	29.9	-25.5	.23	48.65	54	-5.35	-	-	14	215	H
4	* 2.48354	44.24	RMS	29.9	-25.5	.23	48.87	54	-5.13	-	-	14	215	H

* - indicates frequency in CFR47 Pt 15 / IC RSS-Restricted Band
Pk - Peak detector
RMS - RMS detection

UL VERIFICATION SERVICES INC.
47173 Benicia Street, Fremont, CA 94538; USA TEL:(510) 319-4000 FAX:(510) 661-0888
This report shall not be reproduced except in full, without the written approval of UL Verification Services Inc.

VERTICAL RESULT

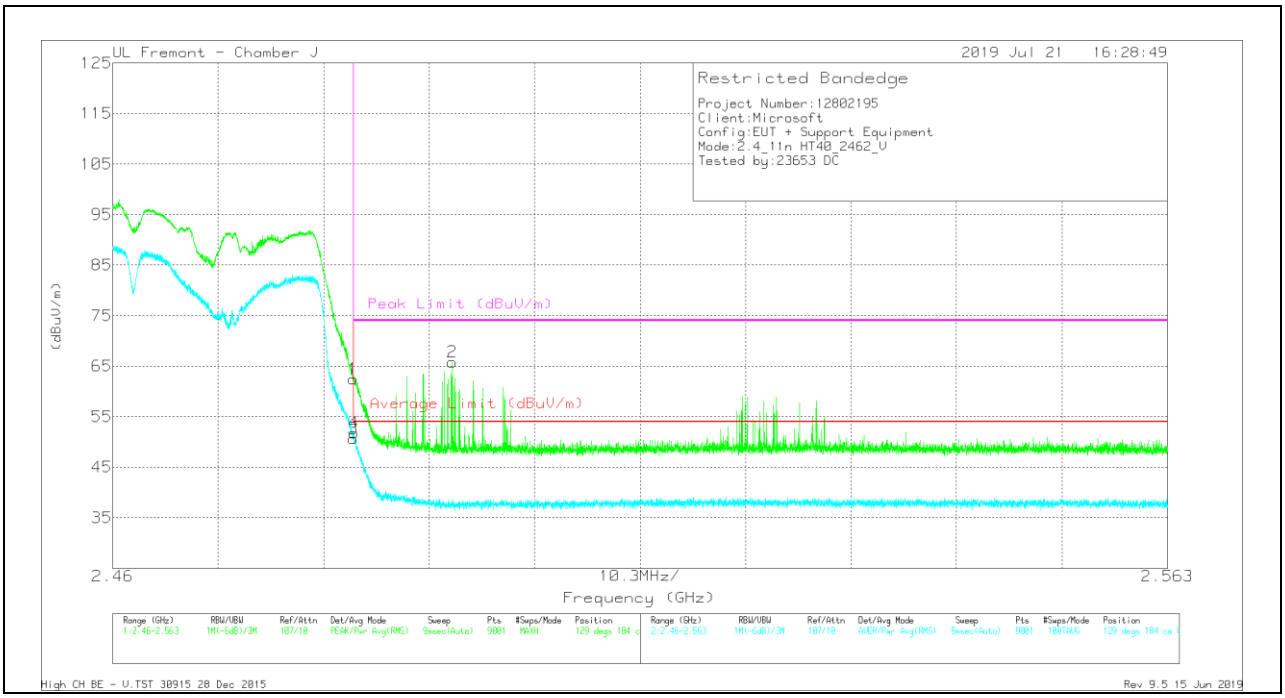

Trace Markers

Marker	Frequency (GHz)	Meter Reading (dBuV)	Det	AF PRE0189055 (dB/m)	Amp/Cbl/Fltr/Pad (dB)	DC Corr (dB)	Corrected Reading (dBuV/m)	Average Limit (dBuV/m)	Margin (dB)	Peak Limit (dBuV/m)	PK Margin (dB)	Azimuth (Degs)	Height (cm)	Polarity
1	* 2.48351	58.08	Pk	29.9	-25.5	0	62.48	-	-	74	-11.52	129	184	V
2	* 2.49318	61.44	Pk	29.9	-25.5	0	65.84	-	-	74	-8.16	129	184	V
3	* 2.48351	46.06	RMS	29.9	-25.5	.23	50.69	54	-3.31	-	-	129	184	V
4	* 2.48353	47.14	RMS	29.9	-25.5	.23	51.77	54	-2.23	-	-	129	184	V

* - indicates frequency in CFR47 Pt 15 / IC RSS-Restricted Band
Pk - Peak detector
RMS - RMS detection

UL VERIFICATION SERVICES INC.
47173 Benicia Street, Fremont, CA 94538; USA TEL:(510) 319-4000 FAX:(510) 661-0888
This report shall not be reproduced except in full, without the written approval of UL Verification Services Inc.

HARMONICS AND SPURIOUS EMISSIONS

LOW CHANNEL, CH 3 RESULTS

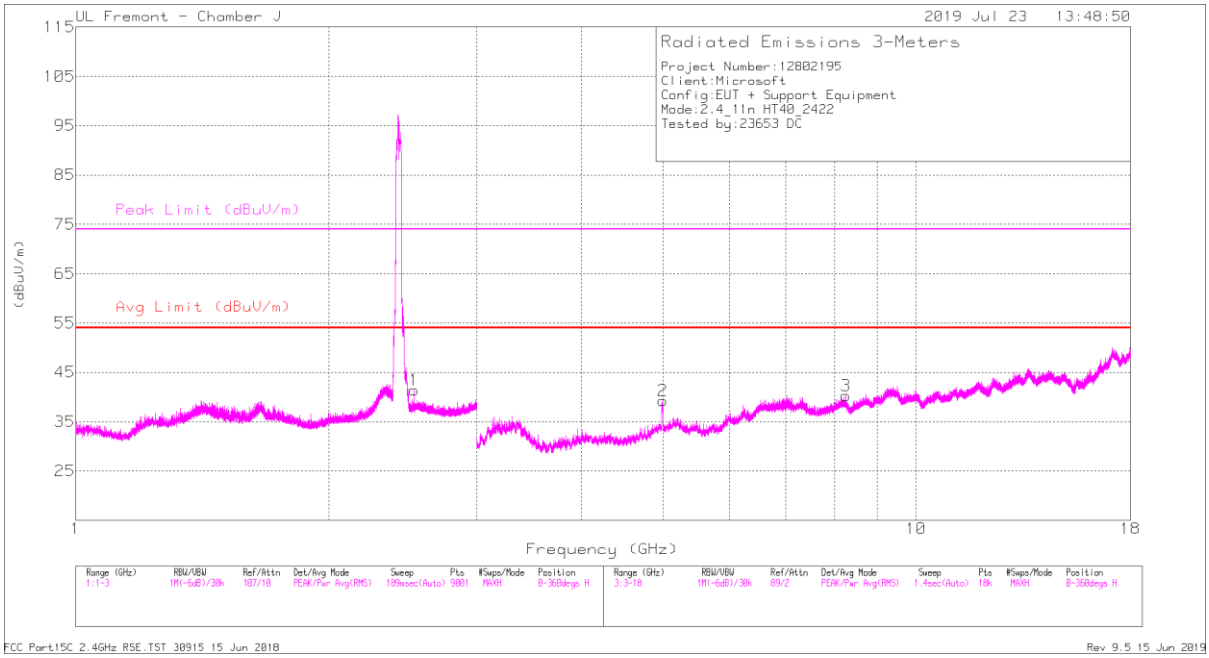

HORIZONTAL

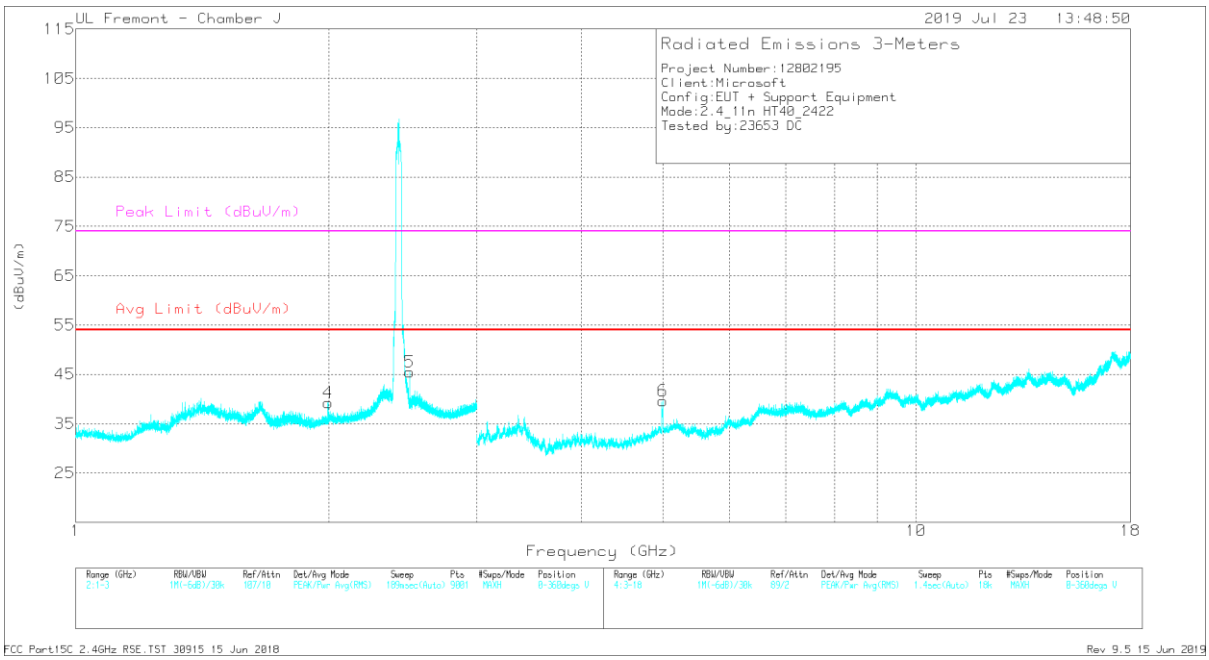

VERTICAL

UL VERIFICATION SERVICES INC.
47173 Benicia Street, Fremont, CA 94538; USA TEL:(510) 319-4000 FAX:(510) 661-0888
This report shall not be reproduced except in full, without the written approval of UL Verification Services Inc.

RADIATED EMISSIONS

Marker	Frequency (GHz)	Meter Reading (dBuV)	Det	AF PRE0189055 (dB/m)	Amp/Cbl/Fltr/Pad (dB)	DC Corr (dB)	Corrected Reading (dBuV/m)	Avg Limit (dBuV/m)	Margin (dB)	Peak Limit (dBuV/m)	PK Margin (dB)	Azimuth (Degs)	Height (cm)	Polarity
1	2.52334	48.06	PK2	30.1	-25.4	0	52.76	-	-	-	-	11	302	H
4	1.99556	56.56	PK2	27.9	-25.7	0	58.76	-	-	-	-	131	181	V
5	* 2.49846	60.81	PK2	30	-25.5	0	65.31	-	-	74	-8.69	128	202	V
	* 2.48377	35.46	MAv1	29.9	-25.5	.23	40.09	54	-13.91	-	-	128	202	V
2	* 4.98746	49.01	PK2	35	-30.1	0	53.91	-	-	74	-20.09	147	106	H
	* 4.99162	36.94	MAv1	35	-30	.23	42.17	54	-11.83	-	-	147	106	H
3	* 8.24984	34.38	PK2	38.4	-26.1	0	46.68	-	-	74	-27.32	354	239	H
	* 8.2519	25.08	MAv1	38.4	-26.1	.23	37.61	54	-16.39	-	-	354	239	H
6	* 4.98015	48.38	PK2	34.9	-30.2	0	53.08	-	-	74	-20.92	86	204	V
	* 4.99234	35.86	MAv1	35	-30	.23	41.09	54	-12.91	-	-	86	204	V

* - indicates frequency in CFR47 Pt 15 / IC RSS-Restricted Band
PK2 - KDB558074 Method: Maximum Peak
MAv1 - KDB558074 Option 1 Maximum RMS Average

UL VERIFICATION SERVICES INC.
47173 Benicia Street, Fremont, CA 94538; USA TEL:(510) 319-4000 FAX:(510) 661-0888
This report shall not be reproduced except in full, without the written approval of UL Verification Services Inc.

MID CHANNEL, CH 6 RESULTS

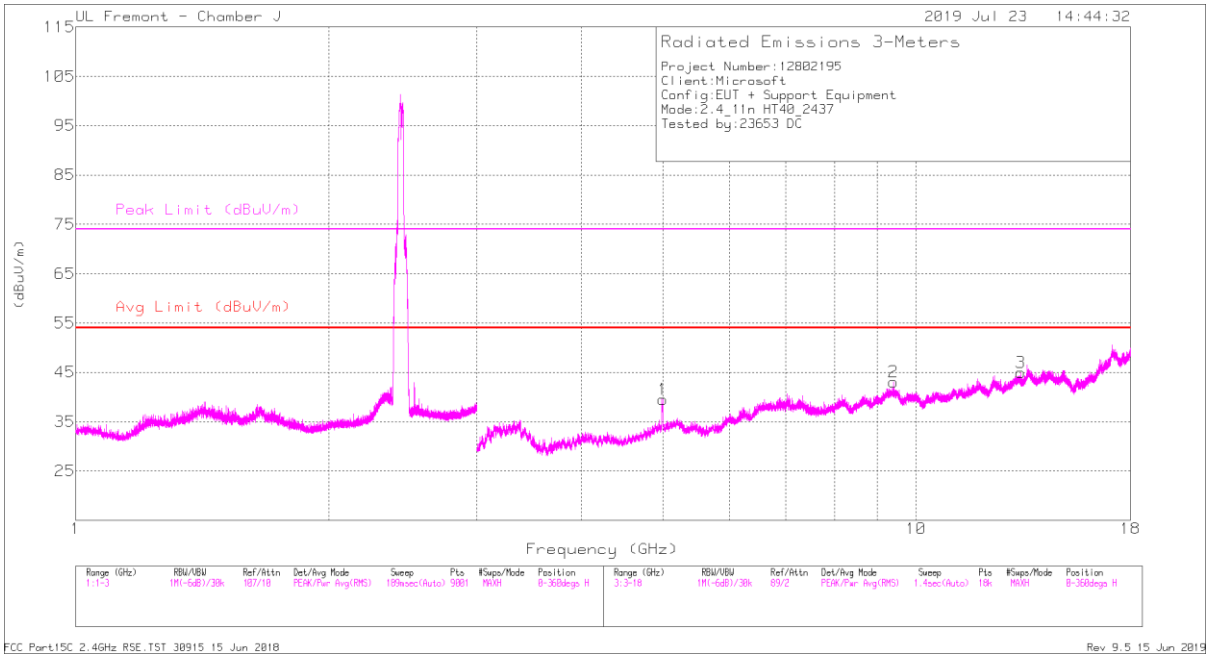

HORIZONTAL

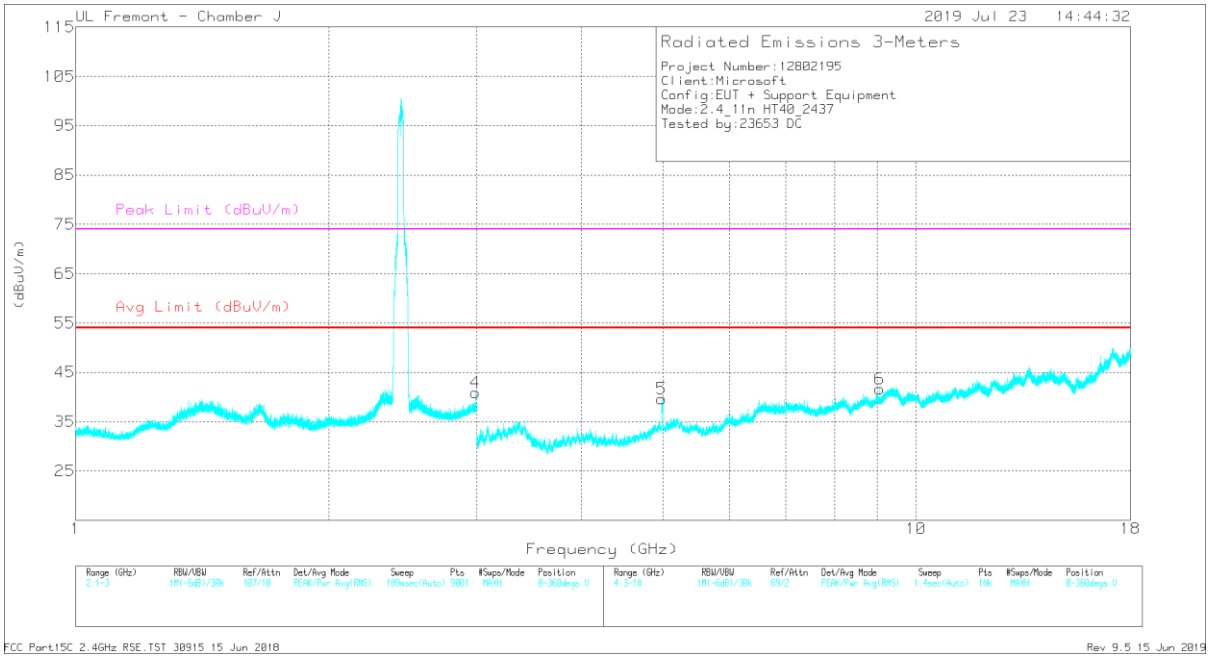

VERTICAL

UL VERIFICATION SERVICES INC.
47173 Benicia Street, Fremont, CA 94538; USA TEL:(510) 319-4000 FAX:(510) 661-0888
This report shall not be reproduced except in full, without the written approval of UL Verification Services Inc.

RADIATED EMISSIONS

Marker	Frequency (GHz)	Meter Reading (dBuV)	Det	AF PRE0189055 (dB/m)	Amp/Cbl/Fltr/Pad (dB)	DC Corr (dB)	Corrected Reading (dBuV/m)	Avg Limit (dBuV/m)	Margin (dB)	Peak Limit (dBuV/m)	PK Margin (dB)	Azimuth (Degs)	Height (cm)	Polarity
4	2.98683	41.14	PK2	30.5	-25	0	46.64	-	-	-	-	115	143	V
1	* 4.99959	46.86	PK2	35.1	-29.9	0	52.06	-	-	74	-21.94	195	116	H
	* 4.99496	35.73	MAv1	35	-30	.23	40.96	54	-13.04	-	-	195	116	H
2	* 9.3981	34.19	PK2	39.7	-24.5	0	49.39	-	-	74	-24.61	144	127	H
	* 9.39831	23.81	MAv1	39.7	-24.5	.23	39.24	54	-14.76	-	-	144	127	H
3	* 13.32077	30.73	PK2	41.3	-21	0	51.03	-	-	74	-22.97	208	251	H
	* 13.31973	20.97	MAv1	41.3	-21	.23	41.5	54	-12.5	-	-	208	251	H
5	* 4.99325	49.34	PK2	35	-30	0	54.34	-	-	74	-19.66	219	118	V
	* 4.98921	35.58	MAv1	35	-30.1	.23	40.71	54	-13.29	-	-	219	118	V
6	* 9.05001	33.98	PK2	39	-24.4	0	48.58	-	-	74	-25.42	311	103	V
	* 9.05301	23.41	MAv1	39	-24.5	.23	38.14	54	-15.86	-	-	311	103	V

* - indicates frequency in CFR47 Pt 15 / IC RSS-Restricted Band
PK2 - KDB558074 Method: Maximum Peak
MAv1 - KDB558074 Option 1 Maximum RMS Average

UL VERIFICATION SERVICES INC.
47173 Benicia Street, Fremont, CA 94538; USA TEL:(510) 319-4000 FAX:(510) 661-0888
This report shall not be reproduced except in full, without the written approval of UL Verification Services Inc.

HIGH CHANNEL, CH 11 RESULTS

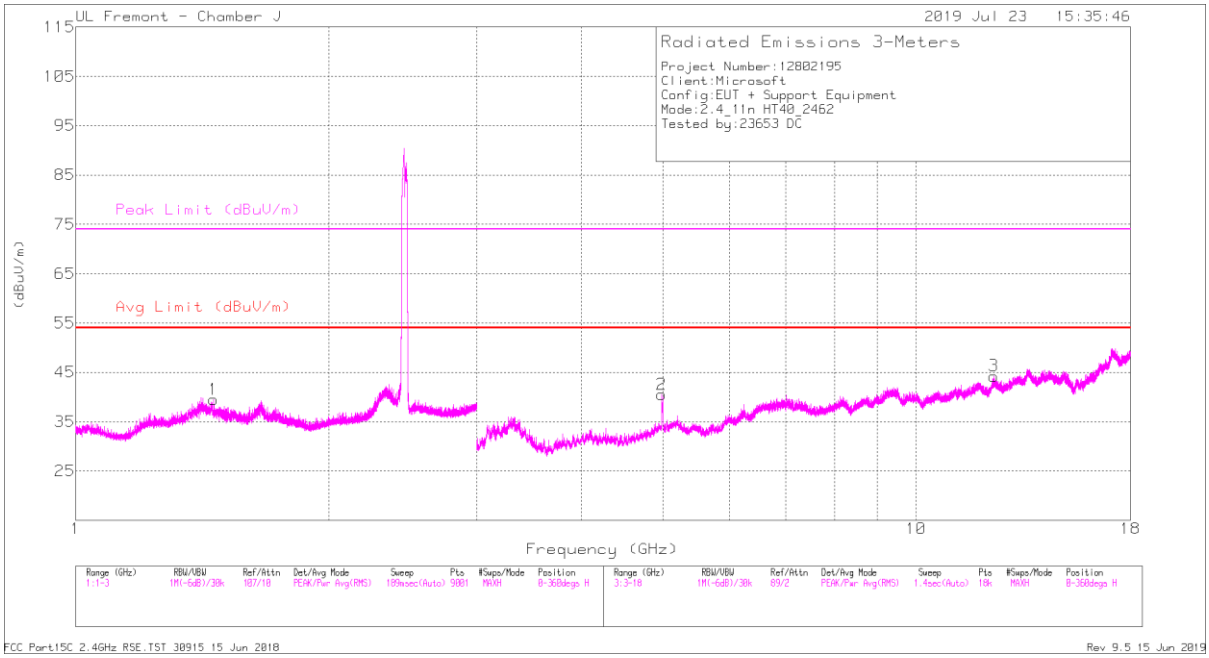

HORIZONTAL

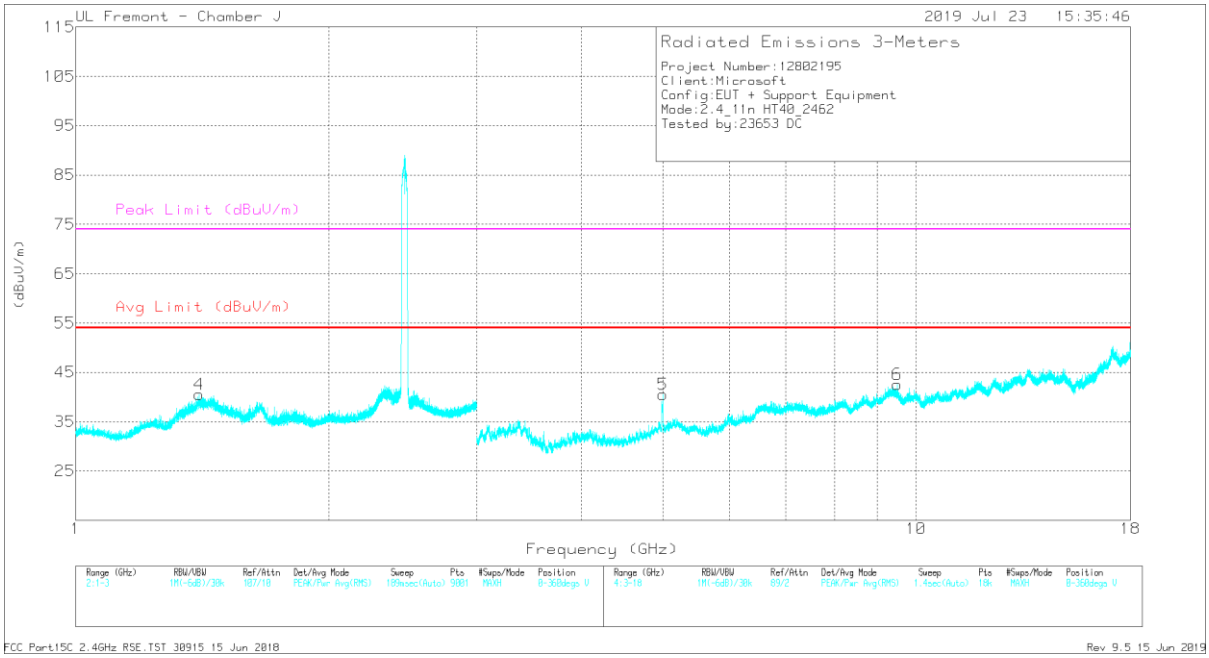

VERTICAL

UL VERIFICATION SERVICES INC.
47173 Benicia Street, Fremont, CA 94538; USA TEL:(510) 319-4000 FAX:(510) 661-0888
This report shall not be reproduced except in full, without the written approval of UL Verification Services Inc.

RADIATED EMISSIONS

Marker	Frequency (GHz)	Meter Reading (dBuV)	Det	AF PRE0189055 (dB/m)	Amp/Cbl/Fltr/Pad (dB)	DC Corr (dB)	Corrected Reading (dBuV/m)	Avg Limit (dBuV/m)	Margin (dB)	Peak Limit (dBuV/m)	PK Margin (dB)	Azimuth (Degs)	Height (cm)	Polarity
1	* 1.4611	48.96	PK2	25	-25.9	0	48.06	-	-	74	-25.94	94	272	H
	* 1.45955	38.52	MAv1	25	-25.9	.23	37.85	54	-16.15	-	-	94	272	H
4	* 1.40302	49.27	PK2	25.2	-25.9	0	48.57	-	-	74	-25.43	100	109	V
	* 1.40367	38.46	MAv1	25.2	-25.9	.23	37.99	54	-16.01	-	-	100	109	V
2	* 4.99331	48.96	PK2	35	-30	0	53.96	-	-	74	-20.04	146	105	H
	* 4.98828	34.95	MAv1	35	-30.1	.23	40.08	54	-13.92	-	-	146	105	H
3	* 12.37817	32.39	PK2	40.4	-21.5	0	51.29	-	-	74	-22.71	73	110	H
	* 12.37822	21.58	MAv1	40.4	-21.5	.23	40.71	54	-13.29	-	-	73	110	H
5	* 4.99969	49.59	PK2	35.1	-29.9	0	54.79	-	-	74	-19.21	222	107	V
	* 4.99685	37.04	MAv1	35.1	-30	.23	42.37	54	-11.63	-	-	222	107	V
6	* 9.49578	33.23	PK2	39.4	-23	0	49.63	-	-	74	-24.37	155	283	V
	* 9.49316	22.42	MAv1	39.4	-23	.23	39.05	54	-14.95	-	-	155	283	V

* - indicates frequency in CFR47 Pt 15 / IC RSS-Restricted Band
PK2 - KDB558074 Method: Maximum Peak
MAv1 - KDB558074 Option 1 Maximum RMS Average

UL VERIFICATION SERVICES INC.
47173 Benicia Street, Fremont, CA 94538; USA TEL:(510) 319-4000 FAX:(510) 661-0888
This report shall not be reproduced except in full, without the written approval of UL Verification Services Inc.

9.2. SPURIOUS EMISSIONS FOR COLLOCATION

TEST-CASE CONDITIONS

Test Case #	Antenna	Mode	Frequency (MHz)
1	MIMO	WLAN 2.4GHz, 11b	2437
	WWAN	LTE Band 7, QPSK (20MHz), 1RB	2510
2	MIMO	WLAN 2.4GHz, 11b	2437
	WWAN	LTE Band 5, QPSK (10MHz), 1RB	836.5
3	Chain 1	BLE 1Mbps	2480
	Chain 2	WLAN 2.4GHz, 11b	2437
4	Chain 1	BT GFSK	2480
	Chain 2	WLAN 2.4GHz, 11b	2437

For simultaneous transmission of any WLAN (2.4GHz) and WWAN bands, investigation has been performed and no noticeable new emission was found.

Please see report number 12802195-E1 for data on test case 3, BLE 1Mbps (2.4 GHz) and WLAN (2.4 GHz)

Please see report number 12802195-E2 for data on test case 4, BT GFSK (2.4 GHz) and WLAN (2.4 GHz)

UL VERIFICATION SERVICES INC.
47173 Benicia Street, Fremont, CA 94538; USA TEL:(510) 319-4000 FAX:(510) 661-0888
This report shall not be reproduced except in full, without the written approval of UL Verification Services Inc.

9.3. WORST CASE BELOW 30MHZ

SPURIOUS EMISSIONS BELOW 30 MHz (WORST-CASE CONFIGURATION)

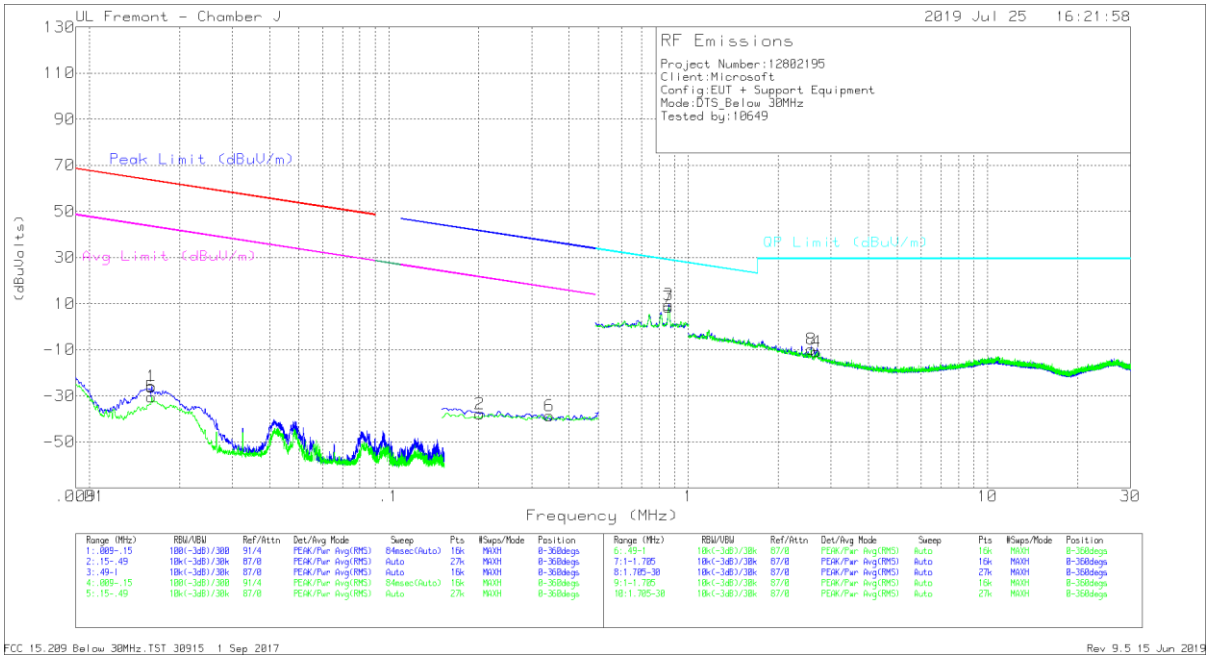

ANTENNA- TWO ORIENTATIONS FACE ON/FACE OFF

Below 30MHz Data

Marker	Frequency (MHz)	Meter Reading (dBuV)	Det	Loop Antenna (ACF)	Amp/Cbl (dB)	Dist Corr 300m	Corrected Reading (dBuVolts)	Peak Limit (dBuV/m)	Margin (dB)	Avg Limit (dBuV/m)	Margin (dB)	Peak Limit (dBuV/m)	Margin (dB)	Avg Limit (dBuV/m)	Margin (dB)	Azimuth (Degs)
1	.01615	23.23	Pk	59.3	-28.5	-80	-25.97	63.42	-89.39	43.42	-69.39	-	-	-	-	0-360
2	.20142	14.65	Pk	56.1	-28.6	-80	-37.85	-	-	-	-	41.54	-79.39	21.54	-59.39	0-360
5	.01614	18.79	Pk	59.3	-28.5	-80	-30.41	63.43	-93.84	43.43	-73.84	-	-	-	-	0-360
6	.34408	13.87	Pk	56.1	-28.6	-80	-38.63	-	-	-	-	36.88	-75.51	16.88	-55.51	0-360

Pk - Peak detector

Marker	Frequency (MHz)	Meter Reading (dBuV)	Det	Loop Antenna (ACF)	Amp/Cbl (dB)	Dist Corr 30m (dB) 40Log	Corrected Reading (dBuVolts)	QP Limit (dBuV/m)	Margin (dB)	Azimuth (Degs)
3	.85979	21.69	Pk	56.1	-28.4	-40	9.39	28.93	-19.54	0-360
7	.86109	20.61	Pk	56.1	-28.4	-40	8.31	28.92	-20.61	0-360
4	2.68383	17.83	Pk	39.7	-28.3	-40	-10.77	29.5	-40.27	0-360
8	2.57694	18.46	Pk	40	-28.3	-40	-9.84	29.5	-39.34	0-360

Pk - Peak detector

UL VERIFICATION SERVICES INC.
47173 Benicia Street, Fremont, CA 94538; USA TEL:(510) 319-4000 FAX:(510) 661-0888
This report shall not be reproduced except in full, without the written approval of UL Verification Services Inc.

9.4. WORST CASE BELOW 1 GHZ

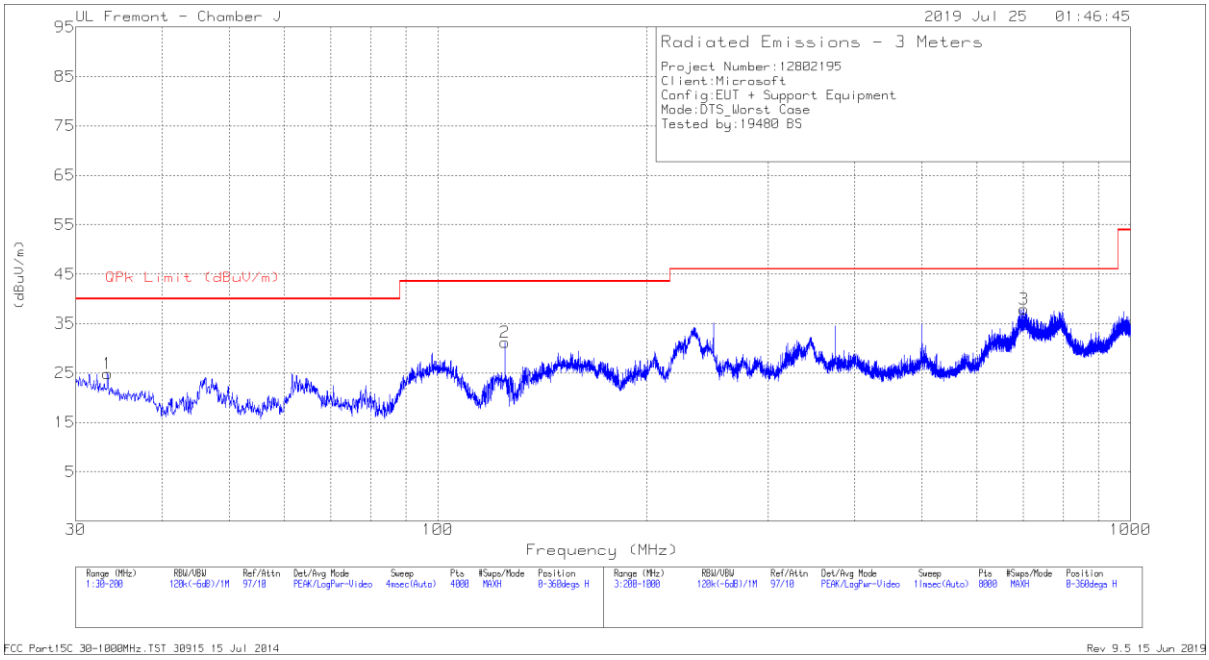

HORIZONTAL

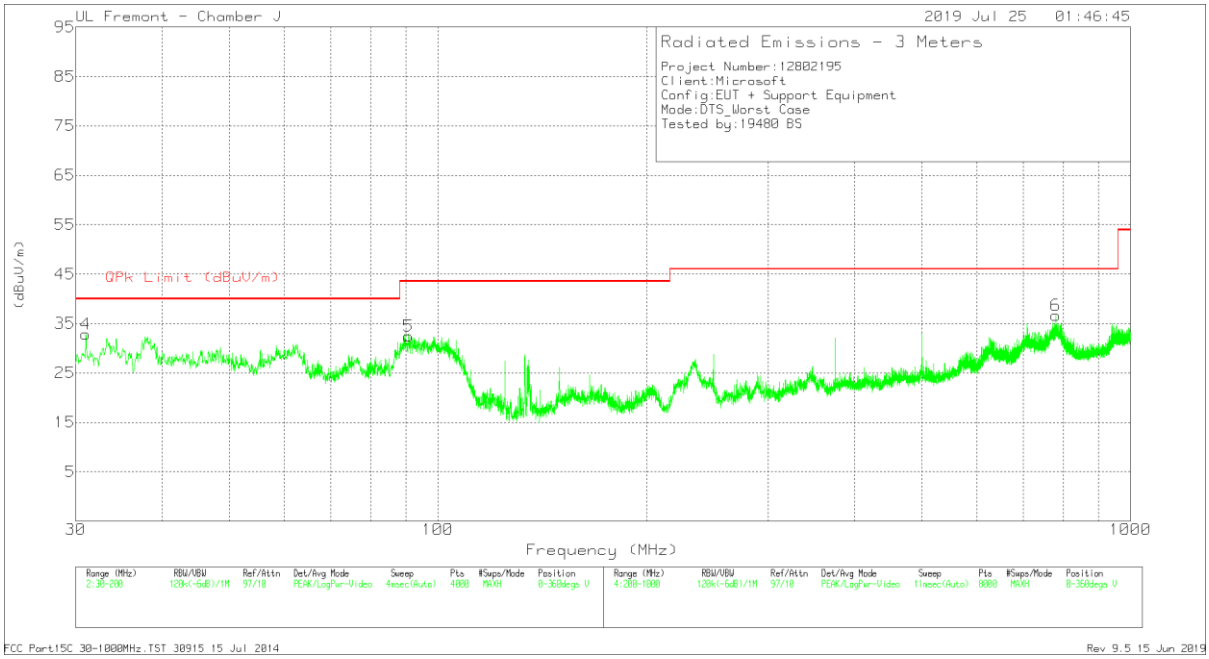

VERTICAL

UL VERIFICATION SERVICES INC.
47173 Benicia Street, Fremont, CA 94538; USA TEL:(510) 319-4000 FAX:(510) 661-0888
This report shall not be reproduced except in full, without the written approval of UL Verification Services Inc.

Below 1GHz DATA

Marker	Frequency (MHz)	Meter Reading (dBuV)	Det	AF PRE0181575 (dB/m)	Amp Cbl (dB)	Corrected Reading (dBuV/m)	QPk Limit (dBuV/m)	Margin (dB)	Azimuth (Degs)	Height (cm)	Polarity
1	33.3584	32.17	Pk	24.3	-31.6	24.87	40	-15.13	0-360	198	H
2	* 125.0121	42.25	Pk	19.8	-30.9	31.15	43.52	-12.37	0-360	198	H
4	31.0193	38.33	Pk	26	-31.6	32.73	40	-7.27	300	102	V
	31.0193	32.52	Qp	26	-31.6	26.92	40	-13.08	300	102	V
5	90.7057	49.79	Pk	13.8	-31.1	32.49	43.52	-11.03	0-360	101	V
3	701.4652	40.83	Pk	26.1	-29	37.93	46.02	-8.09	0-360	101	H
6	780.2754	37.9	Pk	27.1	-28.4	36.6	46.02	-9.42	0-360	101	V

* - indicates frequency in CFR47 Pt 15 / IC RSS-Restricted Band
Pk - Peak detector
Qp - Quasi-Peak detector

UL VERIFICATION SERVICES INC.
47173 Benicia Street, Fremont, CA 94538; USA TEL:(510) 319-4000 FAX:(510) 661-0888
This report shall not be reproduced except in full, without the written approval of UL Verification Services Inc.

9.5. WORST CASE 18-26 GHZ

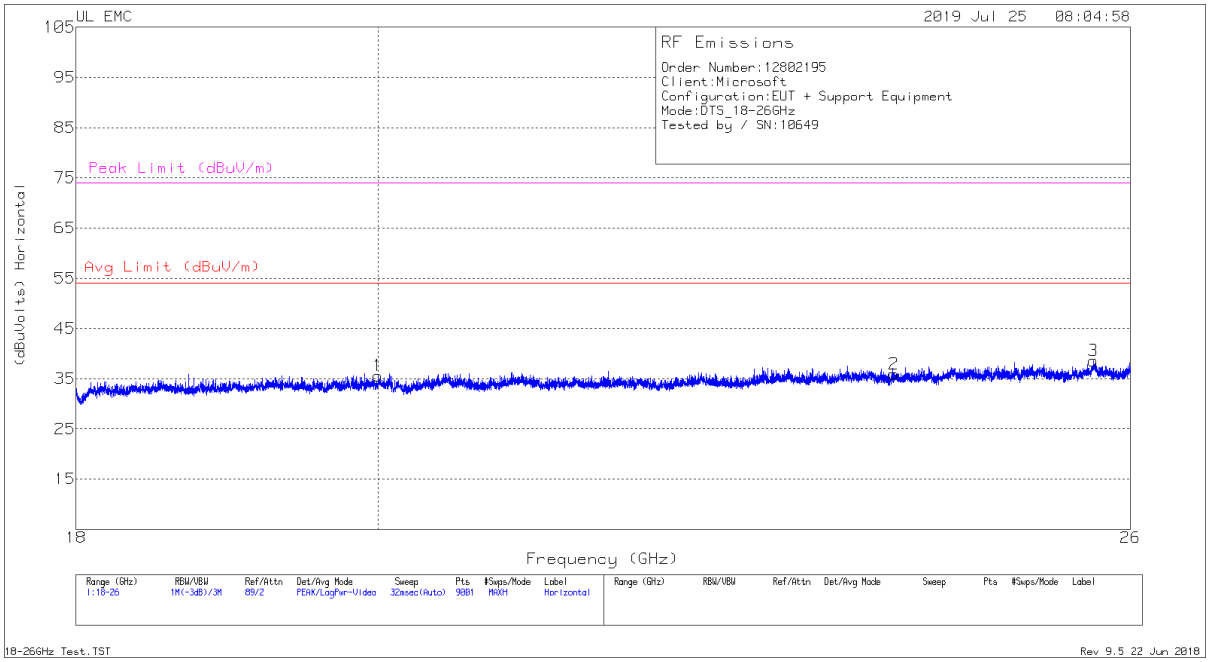

HORIZONTAL

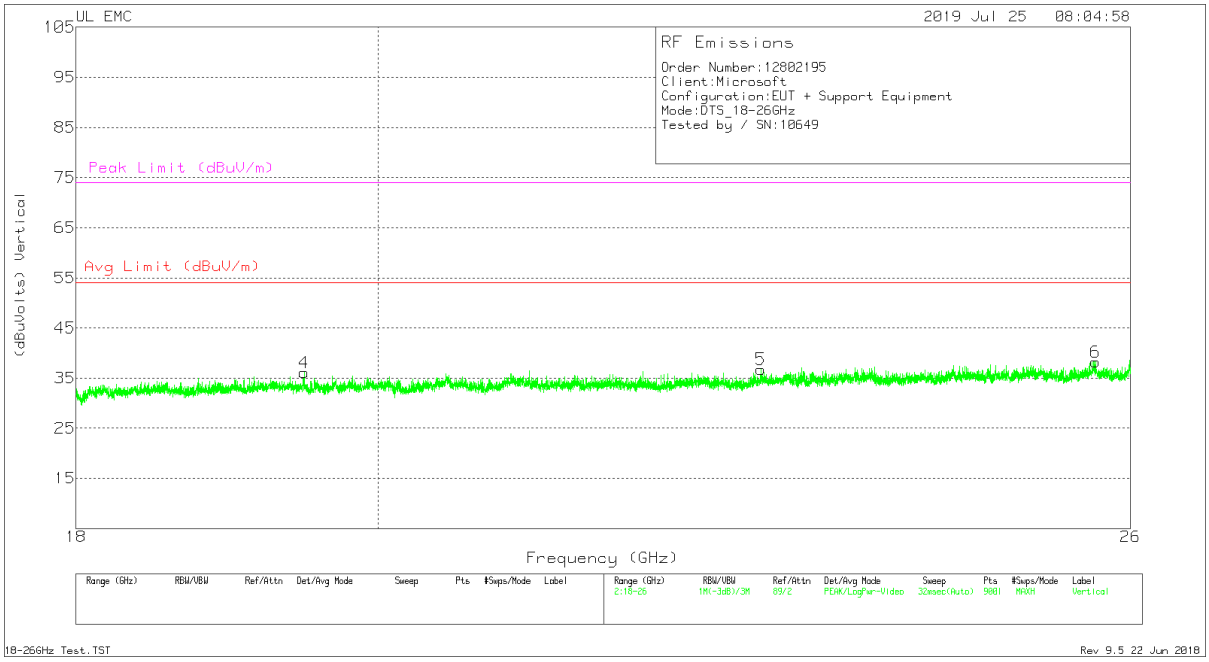

VERTICAL

UL VERIFICATION SERVICES INC.
47173 Benicia Street, Fremont, CA 94538; USA TEL:(510) 319-4000 FAX:(510) 661-0888
This report shall not be reproduced except in full, without the written approval of UL Verification Services Inc.

18 – 26GHz DATA

Marker	Frequency (GHz)	Meter Reading (dBuV)	Det	AF PRE0182188 (dB/m)	Amp/Cbl (dB)	Dist Corr (dB)	Corrected Reading (dBuVolts)	Avg Limit (dBuV/m)	Margin (dB)	Peak Limit (dBuV/m)	PK Margin (dB)
1	19.998	68.5	Pk	33.2	-56.6	-9.5	35.6	54	-18.4	74	-38.4
2	23.94	67.55	Pk	34.6	-56.7	-9.5	35.95	54	-18.05	74	-38.05
3	25.667	67.85	Pk	35.1	-54.9	-9.5	38.55	54	-15.45	74	-35.45
4	19.49	69.4	Pk	33.3	-57.1	-9.5	36.1	54	-17.9	74	-37.9
5	22.857	69.54	Pk	34.2	-57.5	-9.5	36.74	54	-17.26	74	-37.26
6	25.685	67.51	Pk	35.1	-54.9	-9.5	38.21	54	-15.79	74	-35.79

Pk - Peak detector

UL VERIFICATION SERVICES INC.
47173 Benicia Street, Fremont, CA 94538; USA TEL:(510) 319-4000 FAX:(510) 661-0888
This report shall not be reproduced except in full, without the written approval of UL Verification Services Inc.

10. AC POWER LINE CONDUCTED EMISSIONS

LIMITS

FCC §15.207 (a)

RSS-Gen 8.8

Frequency of Emission (MHz)	Conducted Limit (dBuV)	
	Quasi-peak	Average
0.15-0.5	66 to 56 *	56 to 46 *
0.5-5	56	46
5-30	60	50

* Decreases with the logarithm of the frequency.

TEST PROCEDURE

The EUT is placed on a non-conducting table 40 cm from the vertical ground plane and 80 cm above the horizontal ground plane. The EUT is configured in accordance with ANSI C63.10.

The receiver is set to a resolution bandwidth of 9 kHz. Peak detection is used unless otherwise noted as quasi-peak or average.

Line conducted data is recorded for both NEUTRAL and HOT lines.

RESULTS

UL VERIFICATION SERVICES INC.
47173 Benicia Street, Fremont, CA 94538; USA TEL:(510) 319-4000 FAX:(510) 661-0888
This report shall not be reproduced except in full, without the written approval of UL Verification Services Inc.

10.1.1. AC Power Line Norm

LINE 1 RESULTS

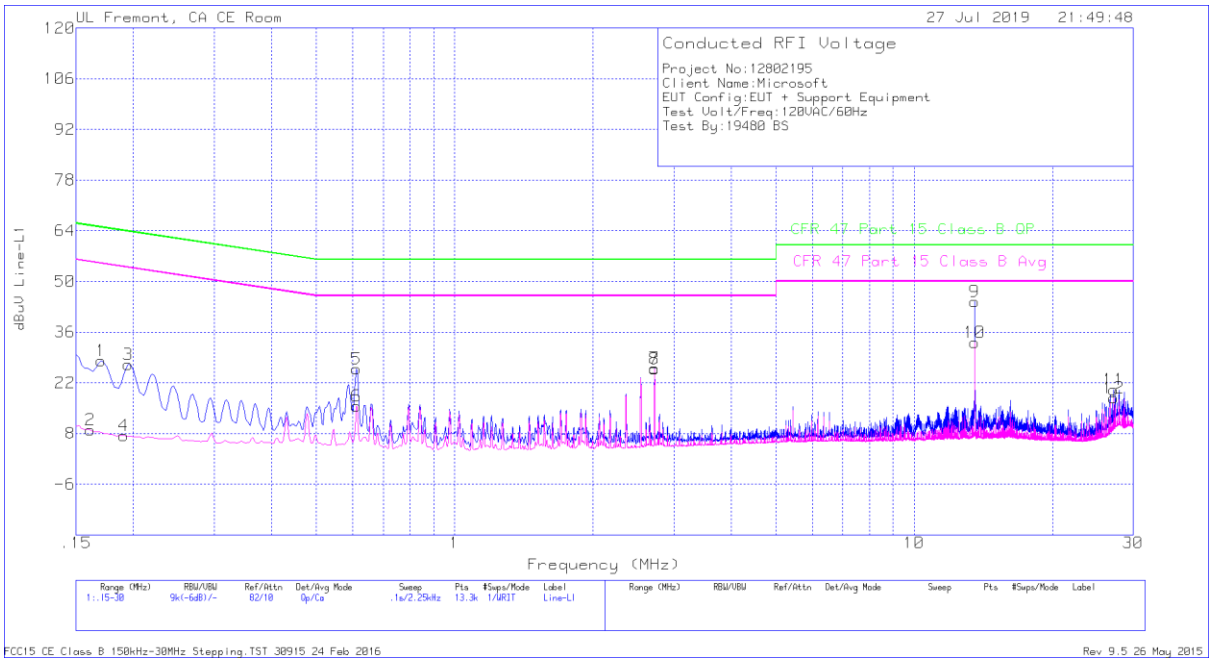

Trace Markers

Range 1: Line-L1 .15 - 30MHz											
Marker	Frequency (MHz)	Meter Reading (dBuV)	Det	LISN L1	LC Cables C1&C3	Limiter (dB)	Corrected Reading dBuV	CFR 47 Part 15 Class B QP	QP Margin (dB)	CFR 47 Part 15 Class B Avg	Av(CISPR) Margin (dB)
1	.17025	17.97	Qp	0	0	10.1	28.07	64.95	-36.88	-	-
2	.16125	-1.18	Ca	.1	0	10.1	9.02	-	-	55.4	-46.38
3	.195	16.97	Qp	0	0	10.1	27.07	63.82	-36.75	-	-
4	.1905	-2.7	Ca	0	0	10.1	7.4	-	-	54.01	-46.61
5	.61125	15.81	Qp	0	0	10.1	25.91	56	-30.09	-	-
6	.61125	5.47	Ca	0	0	10.1	15.57	-	-	46	-30.43
7	2.724	15.78	Qp	0	.1	10.1	25.98	56	-30.02	-	-
8	2.724	15.59	Ca	0	.1	10.1	25.79	-	-	46	-20.21
9	13.56	33.94	Qp	.1	.2	10.2	44.44	60	-15.56	-	-
10	13.56	22.62	Ca	.1	.2	10.2	33.12	-	-	50	-16.88
11	27.1635	9.12	Qp	.1	.4	10.5	20.12	60	-39.88	-	-
12	27.1635	6.89	Ca	.1	.4	10.5	17.89	-	-	50	-32.11

Qp - Quasi-Peak detector
Ca - CISPR average detection
NOTE: Markers 9 and 10, 13.56MHz is an external NFC signal unrelated to the EUT.

UL VERIFICATION SERVICES INC.
47173 Benicia Street, Fremont, CA 94538; USA TEL:(510) 319-4000 FAX:(510) 661-0888
This report shall not be reproduced except in full, without the written approval of UL Verification Services Inc.

LINE 2 RESULTS

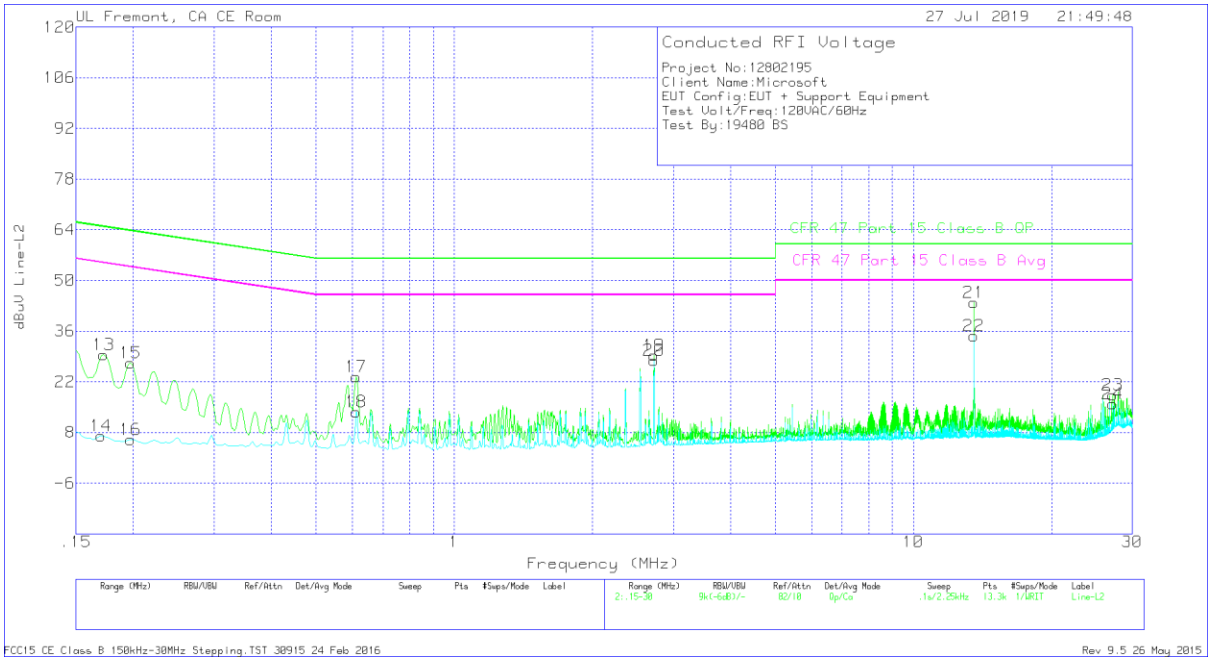

Trace Markers

Range 2: Line-L2 .15 - 30MHz											
Marker	Frequency (MHz)	Meter Reading (dBuV)	Det	LISN L2	LC Cables C2&C3	Limiter (dB)	Corrected Reading dBuV	CFR 47 Part 15 Class B QP	QP Margin (dB)	CFR 47 Part 15 Class B Avg	Av(CISPR) Margin (dB)
13	.1725	19.34	Qp	0	0	10.1	29.44	64.84	-35.4	-	-
14	.17025	-3.04	Ca	0	0	10.1	7.06	-	-	54.95	-47.89
15	.19725	17.08	Qp	0	0	10.1	27.18	63.73	-36.55	-	-
16	.19725	-4.07	Ca	0	0	10.1	6.03	-	-	53.73	-47.7
17	.61125	13.3	Qp	0	0	10.1	23.4	56	-32.6	-	-
18	.61125	3.65	Ca	0	0	10.1	13.75	-	-	46	-32.25
19	2.724	19.13	Qp	0	.1	10.1	29.33	56	-26.67	-	-
20	2.724	17.72	Ca	0	.1	10.1	27.92	-	-	46	-18.08
21	13.56	33.46	Qp	.1	.2	10.2	43.96	60	-16.04	-	-
22	13.56	24.26	Ca	.1	.2	10.2	34.76	-	-	50	-15.24
23	27.231	7.34	Qp	.1	.4	10.5	18.34	60	-41.66	-	-
24	27.231	4.95	Ca	.1	.4	10.5	15.95	-	-	50	-34.05

Qp - Quasi-Peak detector
Ca - CISPR average detection
NOTE: Markers 21 and 22, 13.56MHz is an external NFC signal unrelated to the EUT.

UL VERIFICATION SERVICES INC.
47173 Benicia Street, Fremont, CA 94538; USA TEL:(510) 319-4000 FAX:(510) 661-0888
This report shall not be reproduced except in full, without the written approval of UL Verification Services Inc.