RADIO TEST SETUP PHOTOS

For

MODEL NO.:1962
FCC ID: C3K1962
IC ID: 3048A-1962

Test Report No. R-TR5733-FCCISED-TS-1
Issue Date: May 26, 2021

FCC CFR47 Part 15 Subpart C
Innovation, Science and Economic Development
Canada RSS-247 Issue 2

Prepared by
Microsoft EMC Laboratory
17760 NE 67th Ct,
Redmond WA, 98052, U.S.A.
425-421-8641
dasalina@microsoft.com

TESTING CERT #3472.01

1 Record of Revisions

Revision	Date	Section	Page(s)	Summary of Changes	Author/Revised By:
1.0	06/29/2021	All	All	Version 1.0	Pooja Akhoury

1. Test Setup Pictures



Figure 1 Radiated Spurious Emissions Test Setup (9k-30MHz)



Figure 2 Radiated Spurious Emissions Test Setup (30M-1GHz)



Figure 3 Radiated Spurious Emissions Test Setup (1-18GHz)



Figure 4 Radiated Spurious Emissions Test Setup (18-26.5GHz)



Figure 5 Conducted Test Setup



Figure 7 AC Line Conducted Emissions Test Setup - Charger Rear



Figure 8 AC Line Conducted Emissions Test Setup - Keyboard Charger Front

End of Report