# RADIO TEST SETUP PHOTOS

For

MODEL NO.:1995
FCC ID: C3K1995

Test Report No. R-TR1008-FCC-TS-1
Issue Date: Sept 21st, 2021

FCC CFR47 Part 15 Subpart C

*Prepared by*
Microsoft EMC Laboratory
17760 NE 67th Ct,
Redmond WA, 98052, U.S.A.
425-421-8641
dasalina@microsoft.com

ACCREDITED
TESTING CERT #3472.01

# 1 Record of Revisions

| Revision | Date | Section | Page(s) | Summary of Changes | Author/Revised By: |
|---|---|---|---|---|---|
| 1.0 | 09/21/2021 | All | All | Version 1.0 | Vishwas |
| | | | | | |
| | | | | | |
| | | | | | |
| | | | | | |
| | | | | | |
| | | | | | |
| | | | | | |
| | | | | | |
| | | | | | |
| | | | | | |
| | | | | | |
| | | | | | |
| | | | | | |
| | | | | | |
| | | | | | |
| | | | | | |
| | | | | | |
| | | | | | |

# 1. Test Setup Pictures



**Figure 1 Radiated Spurious Emissions Test Setup (9k-30MHz) – Flat Posture – Y - Parallel**

**Figure 2 Radiated Spurious Emissions Test Setup (9k-30MHz) – Flat Posture – Z - Perpendicular**

**Figure 3 Radiated Spurious Emissions Test Setup (9k-30MHz) – Flat Posture – X – Ground Parallel**

**Figure 4 Radiated Spurious Emissions Test Setup (30M-1GHz) – Flat Posture – X**

**Figure 5 Radiated Spurious Emissions Test Setup (30M-1GHz) – Flat Posture – Y**

**Figure 6 Radiated Spurious Emissions Test Setup (30M-1GHz) – Flat Posture – Z**




**Figure 7 Conducted Test Setup for variable voltage**

**Figure 8 Conducted Test Setup for variable temperature**



**Figure 9 AC Line Conducted Emissions Test Setup**

# End of Report