5320 MHz (High BE)

SUMMED BANDEDGE DATA (Pk)

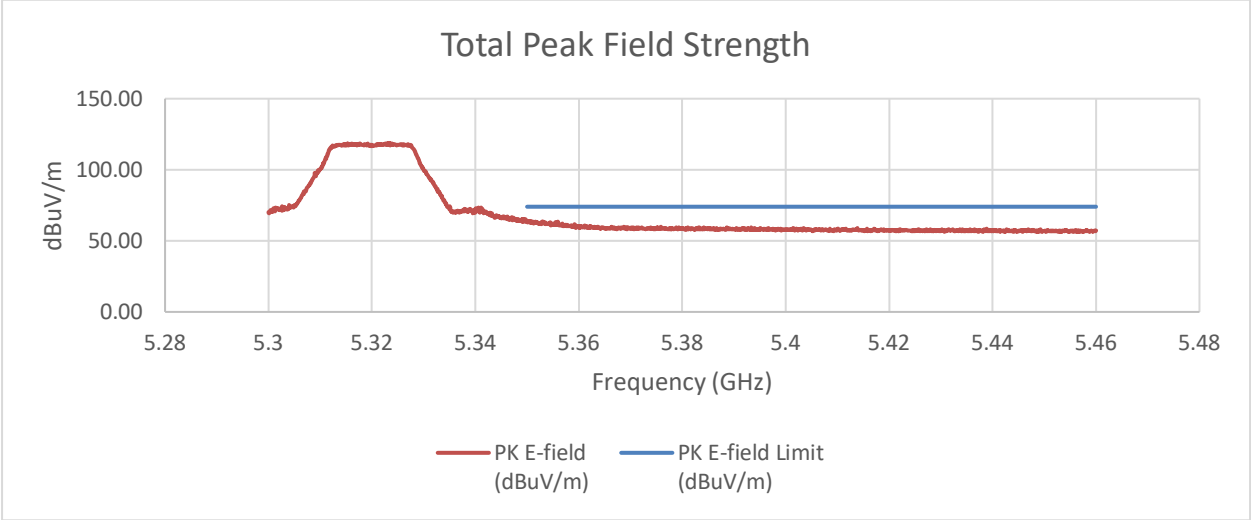

SUMMED BANDEDGE DATA (Av)

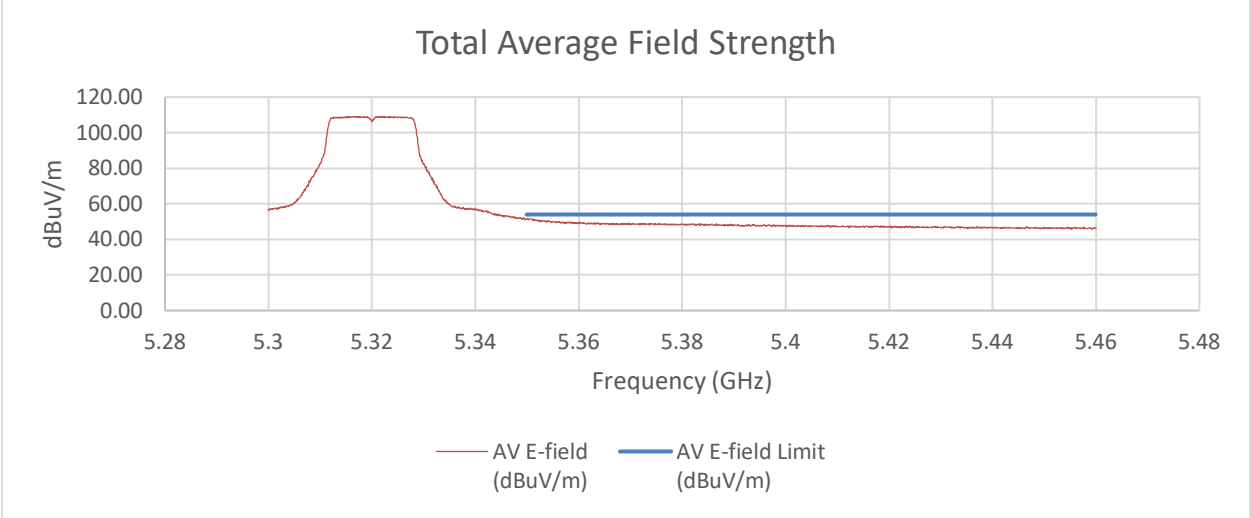

Summed Pk and Av Data at Restricted Band

Frequency (GHz)	PK Reading C1 (dBm)	PK Reading C2 (dBm)	PK EIRP (dBm)	PK E-field (dBuV/m)	PK E-field Limit (dBuV/m)	Margin (dB)
5.35	-42.16	-45.06	-32.15	63.11	74.00	-10.89
Frequency (GHz)	**AV Reading C1 (dBm)**	**AV Reading C2 (dBm)**	**AV EIRP (dBm)**	**AV E-field (dBuV/m)**	**AV E-field Limit (dBuV/m)**	**Margin (dB)**
5.35	-54.96	-54.92	-43.72	51.54	54.00	-2.46

An array gain of 8.21 dBi was used in the calculation of the summed data.

UL LLC
12 Laboratory Drive, Research Triangle Park, NC 27709; USA TEL:(919)549-1400
This report shall not be reproduced except in full, without the written approval of UL LLC

2TX CHAIN 0 + CHAIN 1 MODE (Mid Gain)

5320 MHz (High BE)

SUMMED BANDEDGE DATA (Pk)

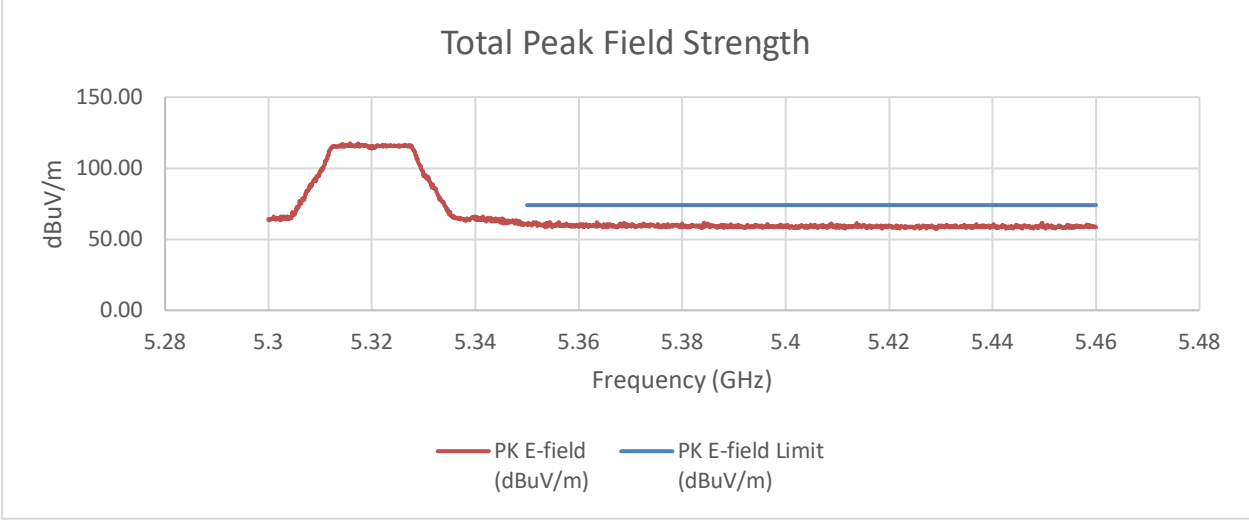

SUMMED BANDEDGE DATA (Av)

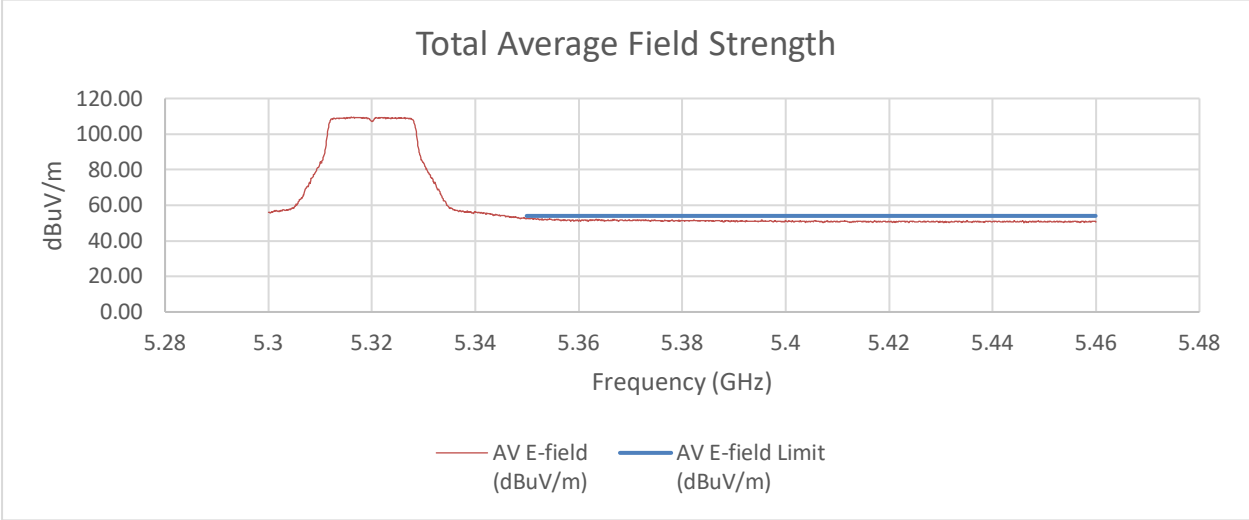

Summed Pk and Av Data at Restricted Band

Frequency (GHz)	PK Reading C1 (dBm)	PK Reading C2 (dBm)	PK EIRP (dBm)	PK E-field (dBuV/m)	PK E-field Limit (dBuV/m)	Margin (dB)
5.35	-48.59	-47.97	-34.95	60.31	74.00	-13.69
Frequency (GHz)	**AV Reading C1 (dBm)**	**AV Reading C2 (dBm)**	**AV EIRP (dBm)**	**AV E-field (dBuV/m)**	**AV E-field Limit (dBuV/m)**	**Margin (dB)**
5.35	-56.65	-55.64	-42.80	52.46	54.00	-1.54

An array gain of 10.31 dBi was used in the calculation of the summed data.

UL LLC
12 Laboratory Drive, Research Triangle Park, NC 27709; USA TEL:(919)549-1400
This report shall not be reproduced except in full, without the written approval of UL LLC

2TX CHAIN 0 + CHAIN 1 MODE (High Gain)

PK MEASUREMENT

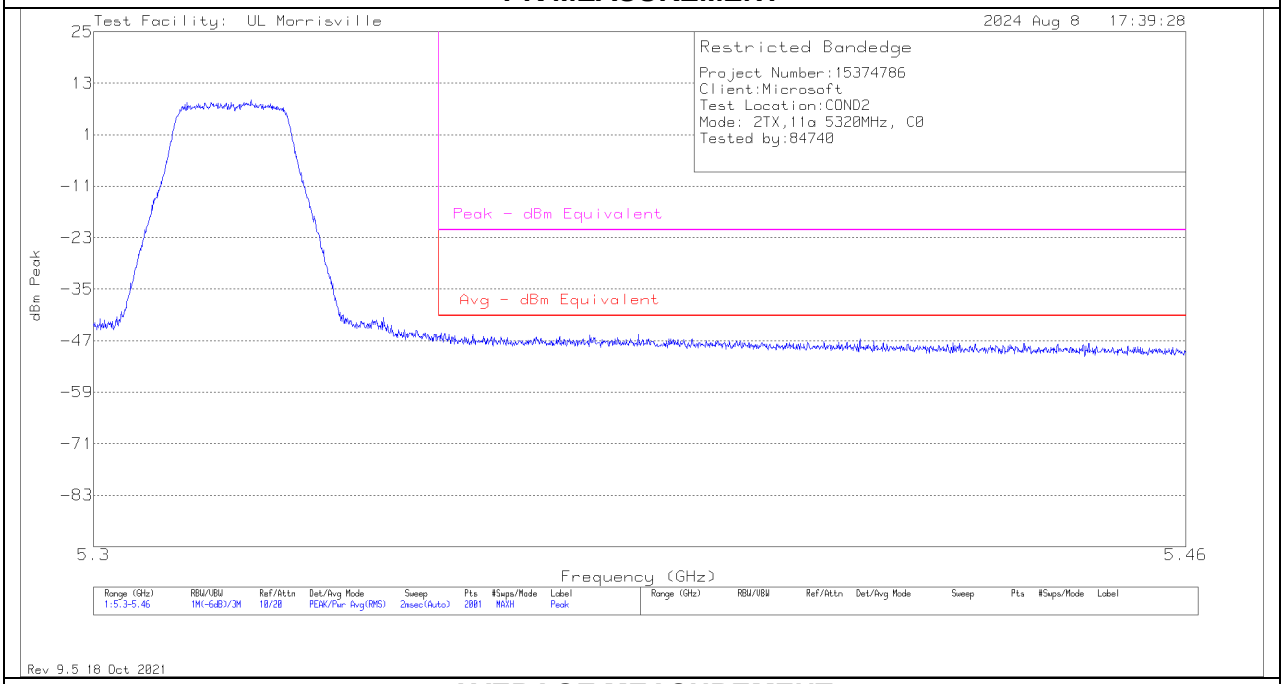

AVERAGE MEASUREMENT

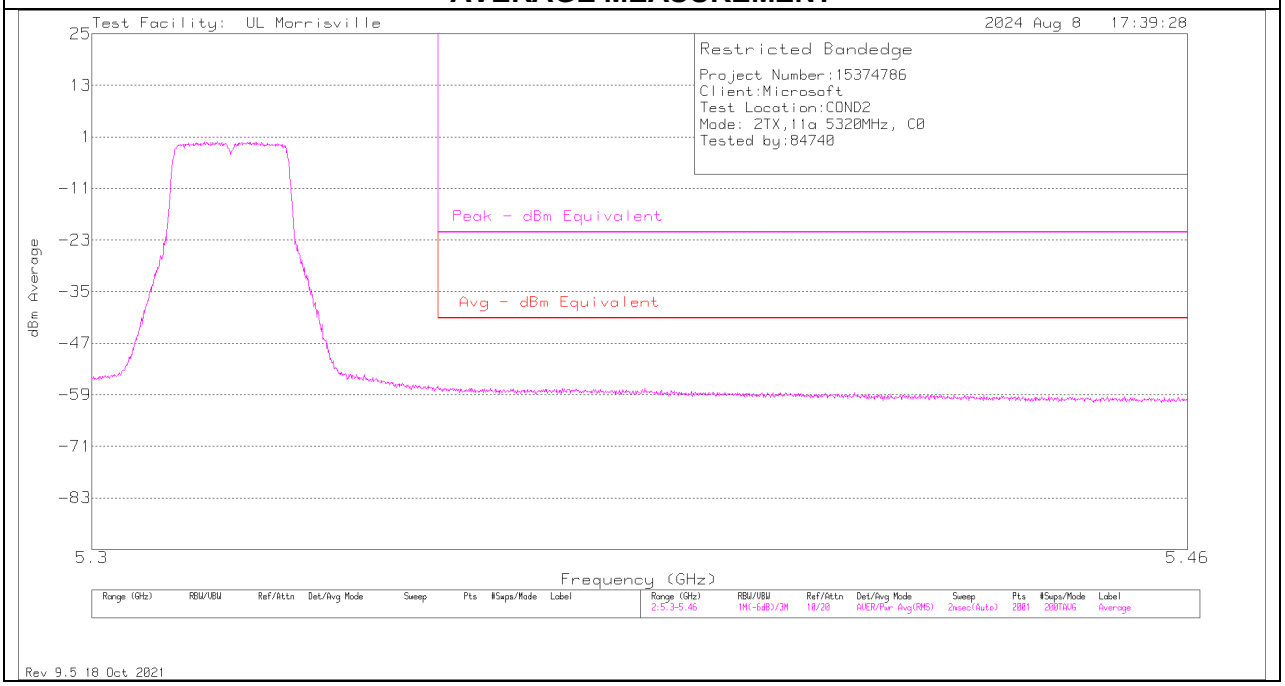

UL LLC
12 Laboratory Drive, Research Triangle Park, NC 27709; USA TEL:(919)549-1400

This report shall not be reproduced except in full, without the written approval of UL LLC

SUMMED BANDEDGE DATA (Pk)

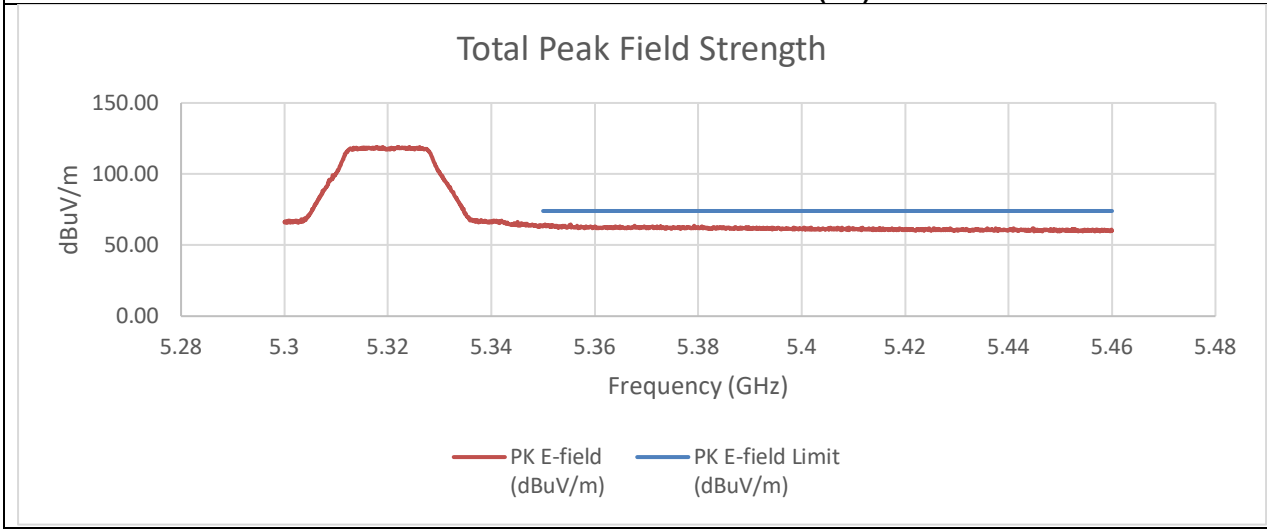

SUMMED BANDEDGE DATA (Av)

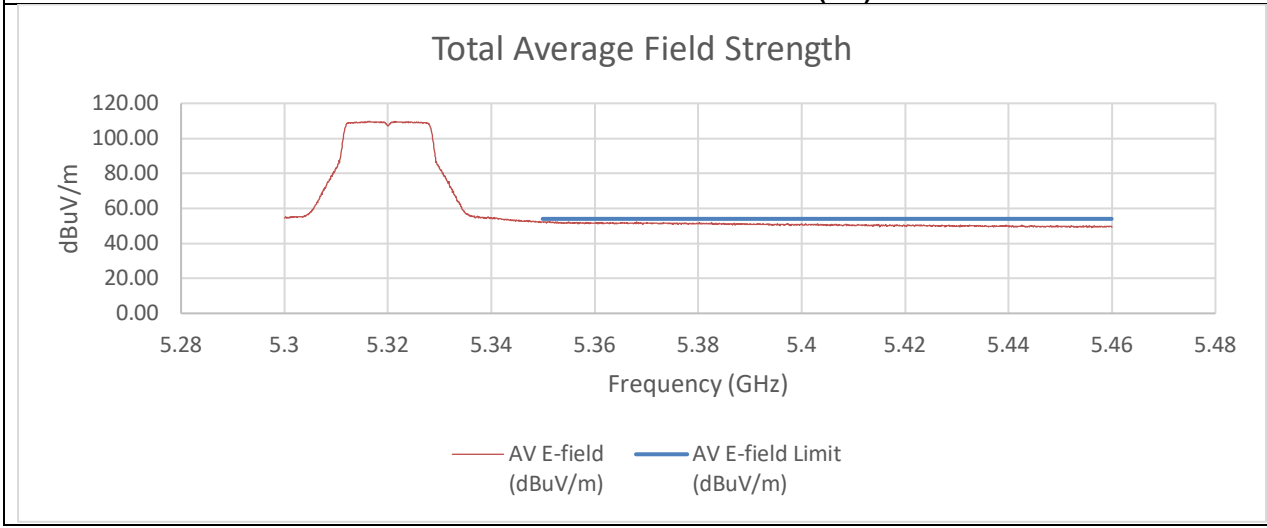

Summed Pk and Av Data at Restricted Band

Frequency (GHz)	PK Reading C1 (dBm)	PK Reading C2 (dBm)	PK EIRP (dBm)	PK E-field (dBuV/m)	PK E-field Limit (dBuV/m)	Margin (dB)
5.35	-45.92	-47.31	-31.88	63.38	74.00	-10.62
Frequency (GHz)	**AV Reading C1 (dBm)**	**AV Reading C2 (dBm)**	**AV EIRP (dBm)**	**AV E-field (dBuV/m)**	**AV E-field Limit (dBuV/m)**	**Margin (dB)**
5.35	-57.06	-57.96	-42.81	52.45	54.00	-1.55

An array gain of 11.67 dBi was used in the calculation of the summed data.

UL LLC
12 Laboratory Drive, Research Triangle Park, NC 27709; USA TEL:(919)549-1400
This report shall not be reproduced except in full, without the written approval of UL LLC

HARMONICS AND SPURIOUS EMISSIONS

LOW CHANNEL RESULTS

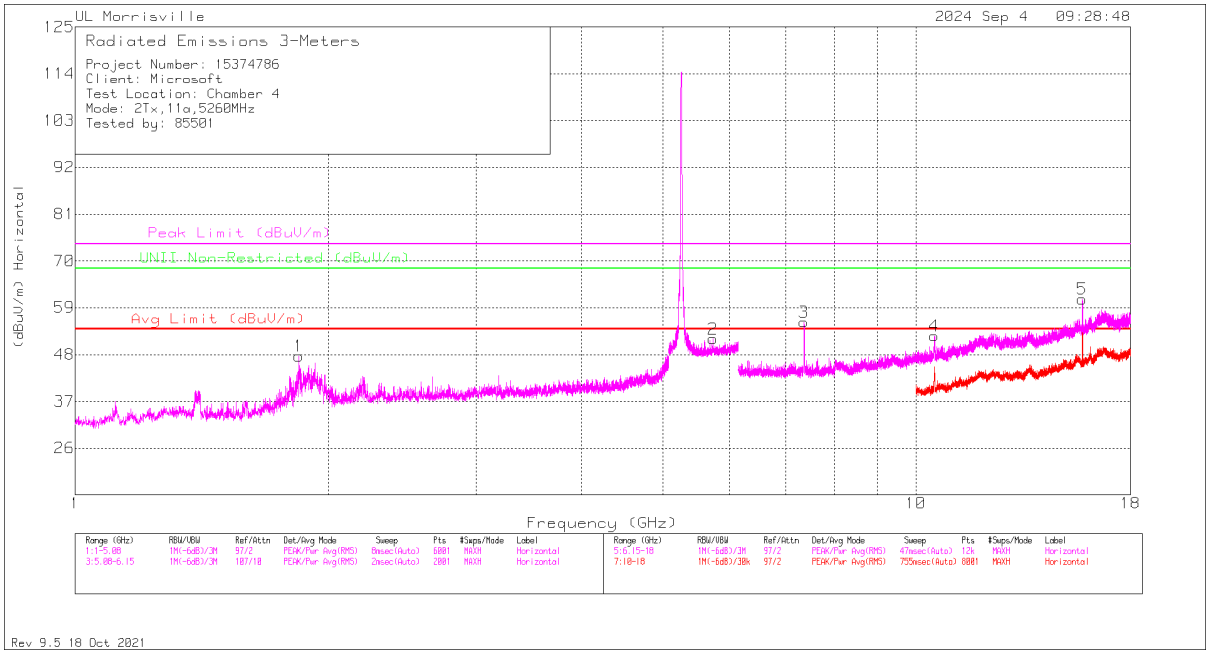

HORIZONTAL

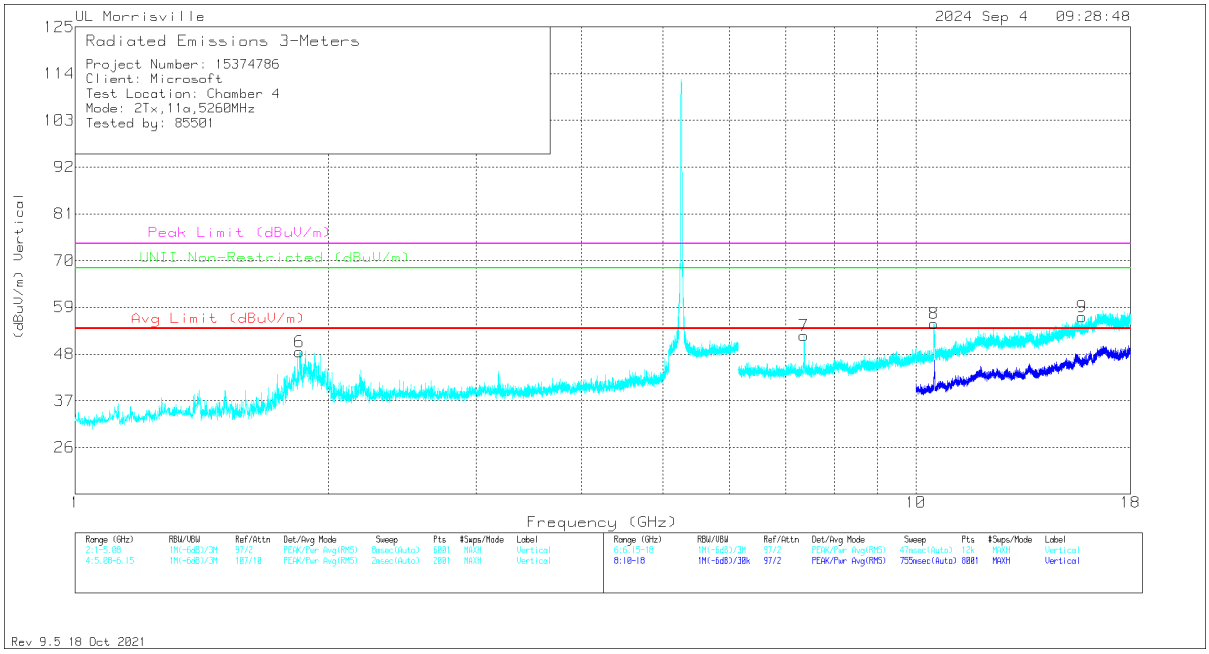

VERTICAL

UL LLC
12 Laboratory Drive, Research Triangle Park, NC 27709; USA TEL:(919)549-1400

This report shall not be reproduced except in full, without the written approval of UL LLC

RADIATED EMISSIONS

Marker	Frequency (GHz)	Meter Reading (dBuV)	Det	89509 ACF (dB/m)	Gain/Loss (dB)	Corrected Reading (dBuV/m)	Avg Limit (dBuV/m)	Margin (dB)	Peak Limit (dBuV/m)	PK Margin (dB)	UNII Non-Restricted (dBuV/m)	PK Margin (dB)	Azimuth (Degs)	Height (cm)	Polarity
1	** 1.84456	52.84	Pk	30.4	-35.6	47.64	54	-6.36	74	-26.36	68.2	-20.56	0-360	100	H
6	** 1.84757	58.69	PK-U	30.5	-35.7	53.49	-	-	74	-20.51	68.2	-14.71	299	320	V
	** 1.84947	35.57	ADV	30.5	-35.7	30.37	54	-23.63	-	-	-	-	299	320	V
3	* ** 7.35703	47.49	PK-U	35.5	-26.6	56.39	-	-	74	-17.61	-	-	258	242	H
	* ** 7.35669	36.5	ADV	35.5	-26.6	45.4	54	-8.6	-	-	-	-	258	242	H
5	* ** 15.77355	43.27	PK-U	40.4	-18.3	65.37	-	-	74	-8.63	-	-	283	173	H
	* ** 15.77439	29.22	ADV	40.4	-18.3	51.32	54	-2.68	-	-	-	-	283	173	H
7	* ** 7.36037	44.17	PK-U	35.5	-26.5	53.17	-	-	74	-20.83	-	-	279	230	V
	* ** 7.36003	33.21	ADV	35.5	-26.5	42.21	54	-11.79	-	-	-	-	279	230	V
9	* ** 15.77432	39.66	PK-U	40.4	-18.3	61.76	-	-	74	-12.24	-	-	252	186	V
	* ** 15.77447	26.24	ADV	40.4	-18.3	48.34	54	-5.66	-	-	-	-	252	186	V
2	5.73431	34.99	Pk	34.7	-18	51.69	-	-	-	-	68.2	-16.51	0-360	100	H
8	10.50784	42.19	Pk	37.6	-24.6	55.19	-	-	-	-	68.2	-13.01	0-360	200	V
4	10.52068	39.82	Pk	37.6	-25	52.42	-	-	-	-	68.2	-15.78	0-360	100	H

* - indicates frequency in CFR47 Pt 15 / IC RSS-Restricted Band
** - indicates frequency in Taiwan NCC LP0002 Restricted Band
Pk - Peak detector
PK-U - Maximum Peak
ADV - Linear Voltage Average

UL LLC
12 Laboratory Drive, Research Triangle Park, NC 27709; USA TEL:(919)549-1400
This report shall not be reproduced except in full, without the written approval of UL LLC

MID CHANNEL RESULTS

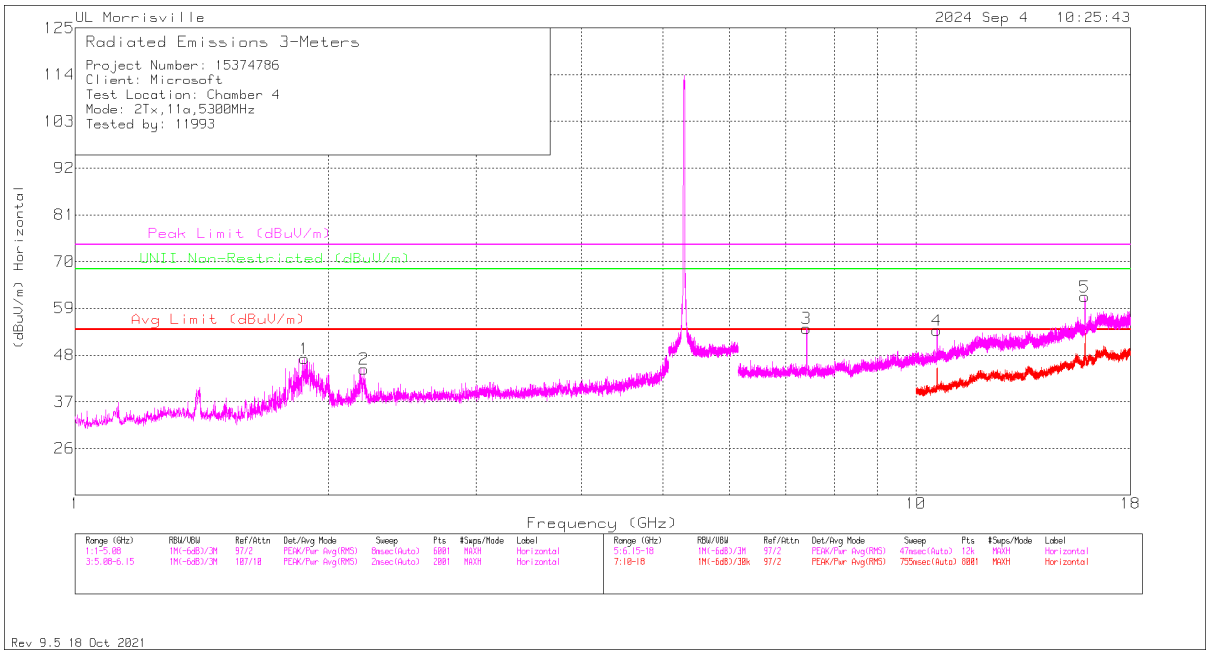

HORIZONTAL

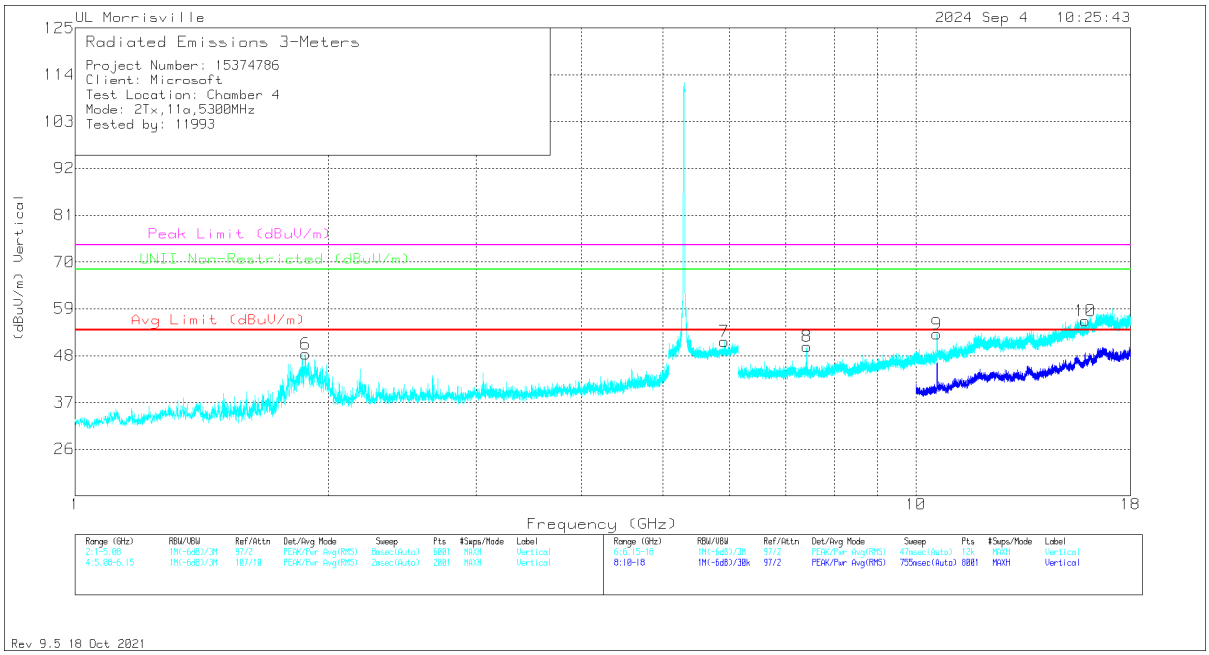

VERTICAL

UL LLC
12 Laboratory Drive, Research Triangle Park, NC 27709; USA TEL:(919)549-1400

This report shall not be reproduced except in full, without the written approval of UL LLC

RADIATED EMISSIONS

Marker	Frequency (GHz)	Meter Reading (dBuV)	Det	89509 ACF (dB/m)	Gain/Loss (dB)	Corrected Reading (dBuV/m)	Avg Limit (dBuV/m)	Margin (dB)	Peak Limit (dBuV/m)	PK Margin (dB)	UNII Non-Restricted (dBuV/m)	PK Margin (dB)	Azimuth (Degs)	Height (cm)	Polarity
1	** 1.8738	52.23	Pk	30.7	-35.8	47.13	54	-6.87	74	-26.87	68.2	-21.07	0-360	100	H
2	* ** 2.20632	48.42	Pk	31.6	-35.3	44.72	54	-9.28	74	-29.28	-	-	0-360	100	H
3	* ** 7.41649	48.34	PK-U	35.6	-27.2	56.74	-	-	74	-17.26	-	-	253	231	H
	* ** 7.41701	38.15	ADV	35.6	-27.2	46.55	54	-7.45	-	-	-	-	253	231	H
5	* ** 15.8894	41.65	PK-U	40.6	-17.7	64.55	-	-	74	-9.45	-	-	243	115	H
	* ** 15.8893	27.61	ADV	40.6	-17.7	50.51	54	-3.49	-	-	-	-	243	115	H
8	* ** 7.41696	42.72	PK-U	35.6	-27.2	51.12	-	-	74	-22.88	-	-	2	196	V
	* ** 7.41644	31.66	ADV	35.6	-27.2	40.06	54	-13.94	-	-	-	-	2	196	V
10	* ** 15.9046	38.42	PK-U	40.6	-17.8	61.22	-	-	74	-12.78	-	-	251	186	V
	* ** 15.8989	25.38	ADV	40.6	-17.8	48.18	54	-5.82	-	-	-	-	251	186	V
6	1.88128	53.26	Pk	30.7	-35.6	48.36	-	-	-	-	68.2	-19.84	0-360	200	V
7	5.91353	34.3	Pk	34.9	-17.9	51.3	-	-	-	-	68.2	-16.9	0-360	200	V
9	10.59276	40.06	Pk	37.6	-24.6	53.06	-	-	-	-	68.2	-15.14	0-360	200	V
4	10.59671	40.66	Pk	37.6	-24.5	53.76	-	-	-	-	68.2	-14.44	0-360	100	H

* - indicates frequency in CFR47 Pt 15 / IC RSS-Restricted Band
** - indicates frequency in Taiwan NCC LP0002 Restricted Band
Pk - Peak detector
PK-U - Maximum Peak
ADV - Linear Voltage Average

UL LLC
12 Laboratory Drive, Research Triangle Park, NC 27709; USA TEL:(919)549-1400
This report shall not be reproduced except in full, without the written approval of UL LLC

HIGH CHANNEL RESULTS

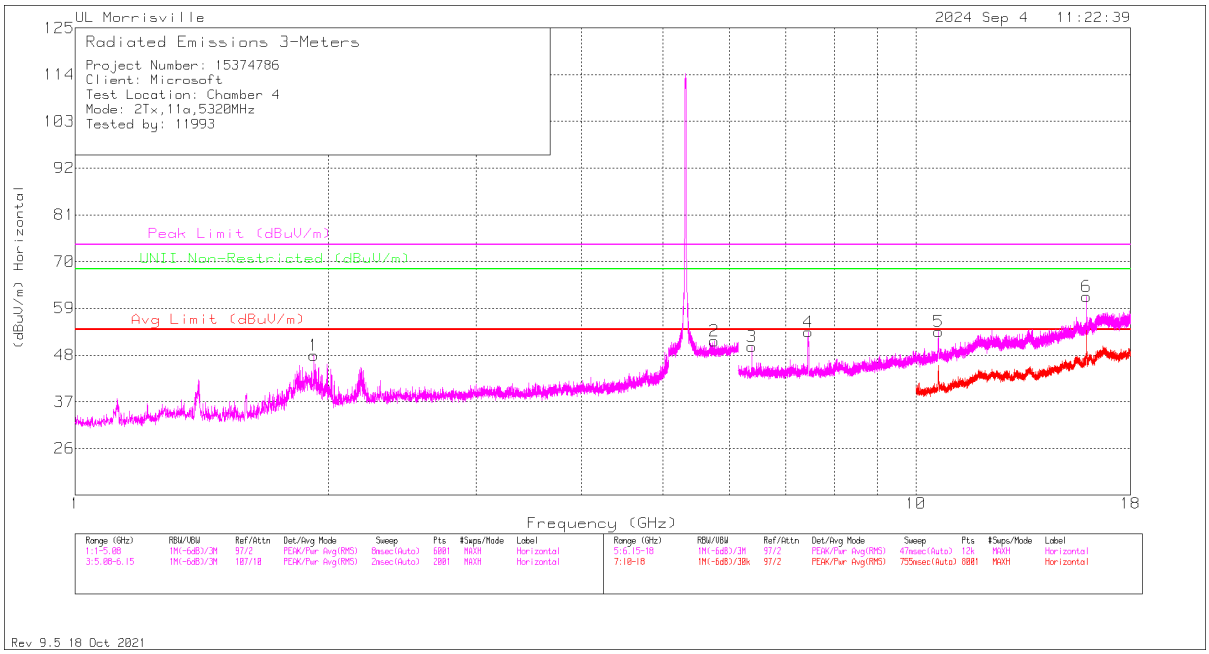

HORIZONTAL

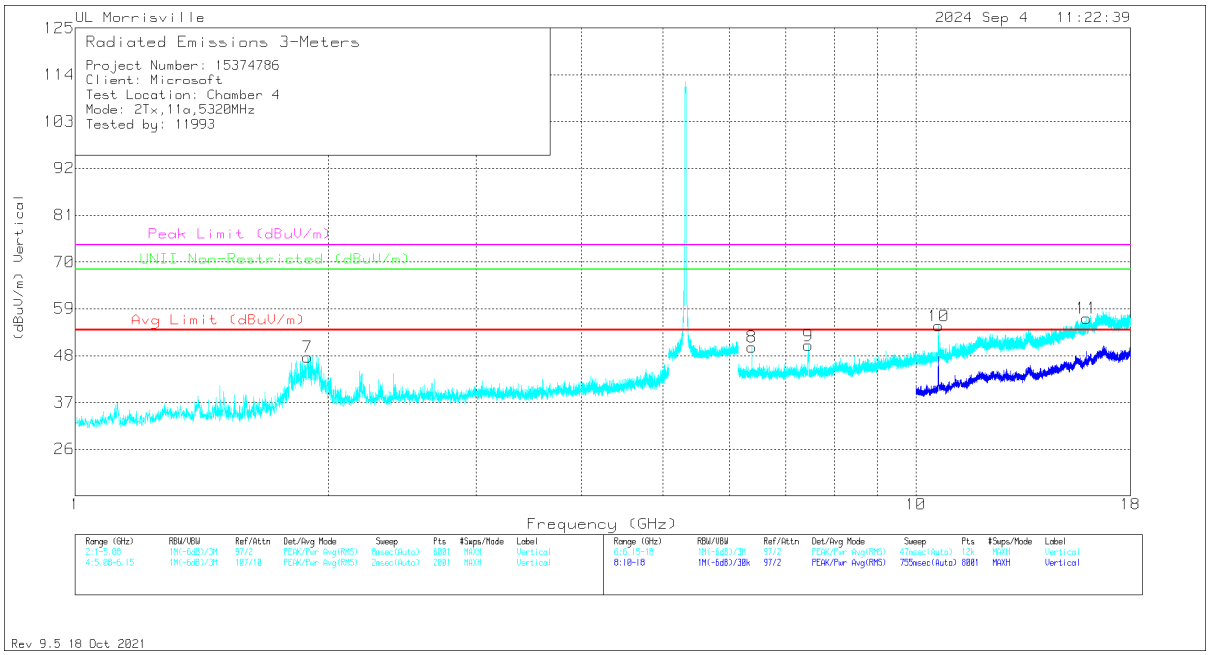

VERTICAL

UL LLC
12 Laboratory Drive, Research Triangle Park, NC 27709; USA TEL:(919)549-1400

This report shall not be reproduced except in full, without the written approval of UL LLC

RADIATED EMISSIONS

Marker	Frequency (GHz)	Meter Reading (dBuV)	Det	89509 ACF (dB/m)	Gain/Loss (dB)	Corrected Reading (dBuV/m)	Avg Limit (dBuV/m)	Margin (dB)	Peak Limit (dBuV/m)	PK Margin (dB)	UNII Non-Restricted (dBuV/m)	PK Margin (dB)	Azimuth (Degs)	Height (cm)	Polarity
1	** 1.92208	52.89	Pk	30.6	-35.6	47.89	54	-6.11	74	-26.11	68.2	-20.31	0-360	100	H
7	** 1.8908	52.42	Pk	30.7	-35.5	47.62	54	-6.38	74	-26.38	68.2	-20.58	0-360	200	V
4	* ** 7.44398	46.78	PK-U	35.7	-27.6	54.88	-	-	74	-19.12	-	-	258	261	H
	* ** 7.44469	35.58	ADV	35.7	-27.6	43.68	54	-10.32	-	-	-	-	258	261	H
5	* ** 10.64133	43.56	PK-U	37.7	-23.9	57.36	-	-	74	-16.64	-	-	273	218	H
	* ** 10.64199	30.28	ADV	37.7	-23.9	44.08	54	-9.92	-	-	-	-	273	218	H
6	* ** 15.96416	42.92	PK-U	40.6	-18.2	65.32	-	-	74	-8.68	-	-	241	122	H
	* ** 15.96398	29.37	ADV	40.6	-18.2	51.77	54	-2.23	-	-	-	-	241	122	H
9	* ** 7.45127	43.47	PK-U	35.7	-27.6	51.57	-	-	74	-22.43	-	-	6	201	V
	* ** 7.44939	31.84	ADV	35.7	-27.6	39.94	54	-14.06	-	-	-	-	6	201	V
10	* ** 10.63675	44.83	PK-U	37.7	-24	58.53	-	-	74	-15.47	-	-	202	216	V
	* ** 10.63664	31.03	ADV	37.7	-24	44.73	54	-9.27	-	-	-	-	202	216	V
11	* ** 15.96401	38.1	PK-U	40.6	-18.2	60.5	-	-	74	-13.5	-	-	251	198	V
	* ** 15.96427	25.25	ADV	40.6	-18.2	47.65	54	-6.35	-	-	-	-	251	198	V
2	5.76052	34.63	Pk	34.7	-18	51.33	-	-	-	-	68.2	-16.87	0-360	100	H
8	6.38354	42.79	Pk	35.4	-28.2	49.99	-	-	-	-	68.2	-18.21	0-360	200	V
3	6.38404	42.79	Pk	35.4	-28.2	49.99	-	-	-	-	68.2	-18.21	0-360	100	H

* - indicates frequency in CFR47 Pt 15 / IC RSS-Restricted Band
** - indicates frequency in Taiwan NCC LP0002 Restricted Band
Pk - Peak detector
PK-U - Maximum Peak
ADV - Linear Voltage Average

UL LLC
12 Laboratory Drive, Research Triangle Park, NC 27709; USA TEL:(919)549-1400
This report shall not be reproduced except in full, without the written approval of UL LLC

10.1.11. TX ABOVE 1 GHz 802.11n HT20 MODE IN THE 5.3 GHz BAND

2TX CHAIN 0 + CHAIN 1 MODE (Low Gain)

5300 MHz (High BE)

SUMMED BANDEDGE DATA (Pk)

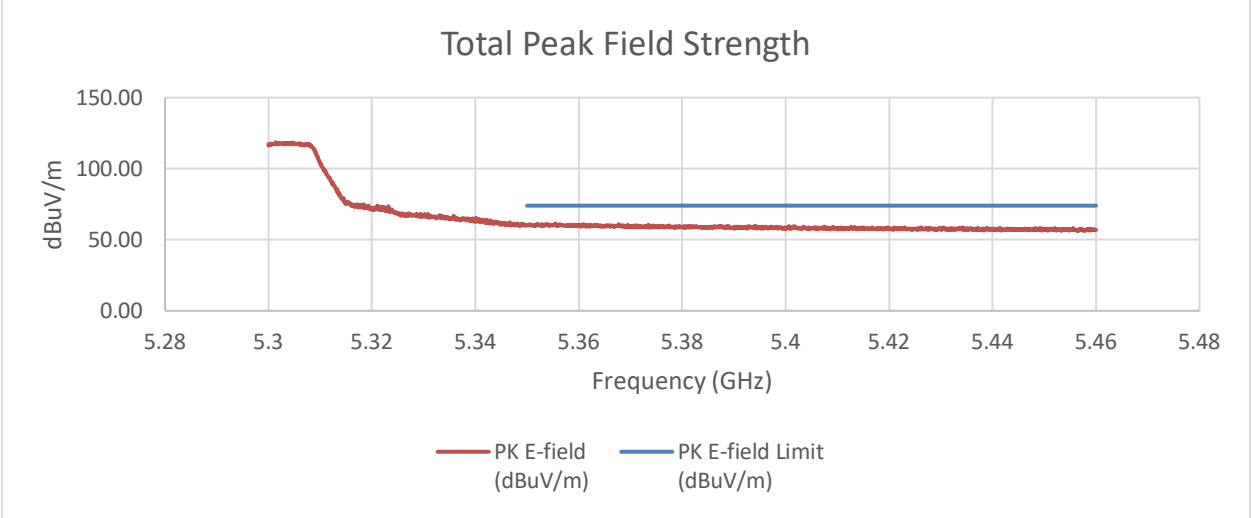

SUMMED BANDEDGE DATA (Av)

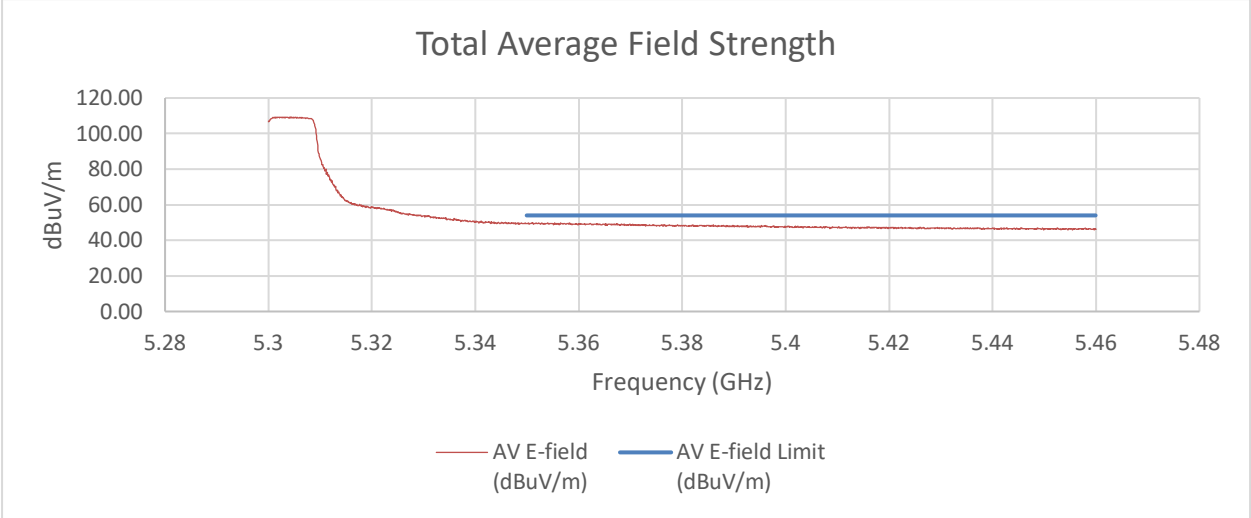

Summed Pk and Av Data at Restricted Band

Frequency (GHz)	PK Reading C1 (dBm)	PK Reading C2 (dBm)	PK EIRP (dBm)	PK E-field (dBuV/m)	PK E-field Limit (dBuV/m)	Margin (dB)
5.35	-46.66	-45.68	-34.91	60.35	74.00	-13.65
Frequency (GHz)	**AV Reading C1 (dBm)**	**AV Reading C2 (dBm)**	**AV EIRP (dBm)**	**AV E-field (dBuV/m)**	**AV E-field Limit (dBuV/m)**	**Margin (dB)**
5.35	-56.67	-57.21	-45.70	49.56	54.00	-4.44

An array gain of 8.21 dBi was used in the calculation of the summed data.

UL LLC
12 Laboratory Drive, Research Triangle Park, NC 27709; USA TEL:(919)549-1400
This report shall not be reproduced except in full, without the written approval of UL LLC

5320 MHz (High BE)

SUMMED BANDEDGE DATA (Pk)

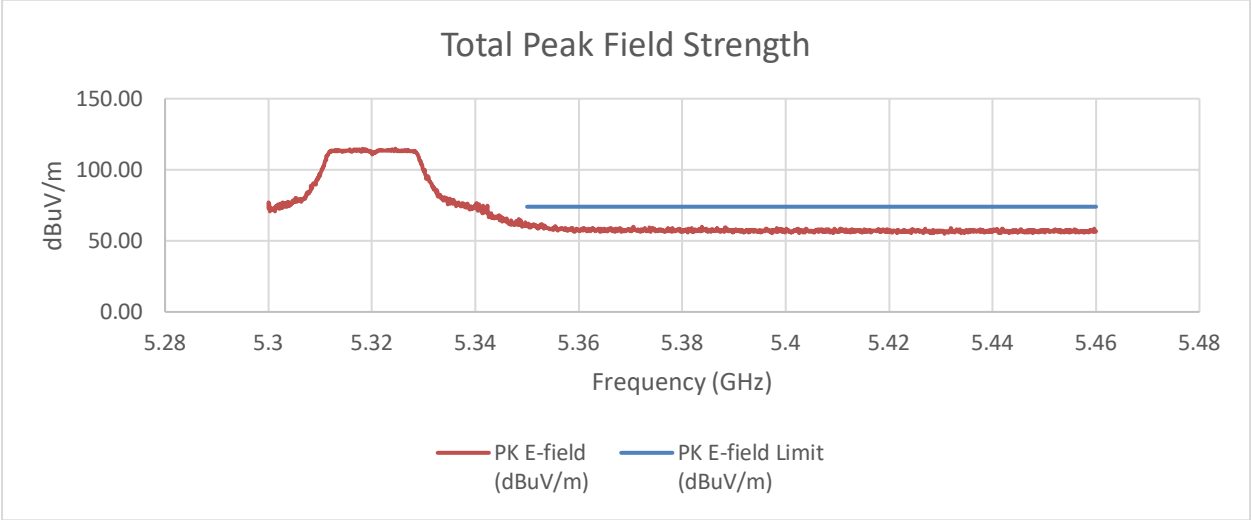

SUMMED BANDEDGE DATA (Av)

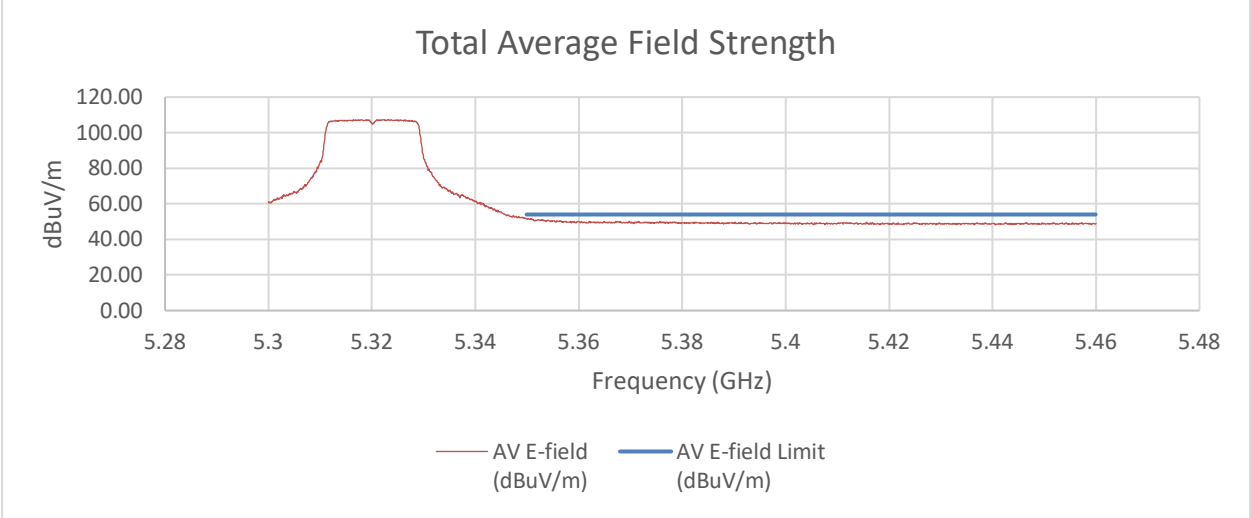

Summed Pk and Av Data at Restricted Band

Frequency (GHz)	PK Reading C1 (dBm)	PK Reading C2 (dBm)	PK EIRP (dBm)	PK E-field (dBuV/m)	PK E-field Limit (dBuV/m)	Margin (dB)
5.35	-44.52	-46.08	-34.02	61.24	74.00	-12.76
Frequency (GHz)	**AV Reading C1 (dBm)**	**AV Reading C2 (dBm)**	**AV EIRP (dBm)**	**AV E-field (dBuV/m)**	**AV E-field Limit (dBuV/m)**	**Margin (dB)**
5.35	-55.87	-54.20	-43.74	51.51	54.00	-2.49

An array gain of 8.21 dBi was used in the calculation of the summed data.

UL LLC
12 Laboratory Drive, Research Triangle Park, NC 27709; USA TEL:(919)549-1400
This report shall not be reproduced except in full, without the written approval of UL LLC

2TX CHAIN 0 + CHAIN 1 MODE (Mid Gain)

5320 MHz (High BE)

SUMMED BANDEDGE DATA (Pk)

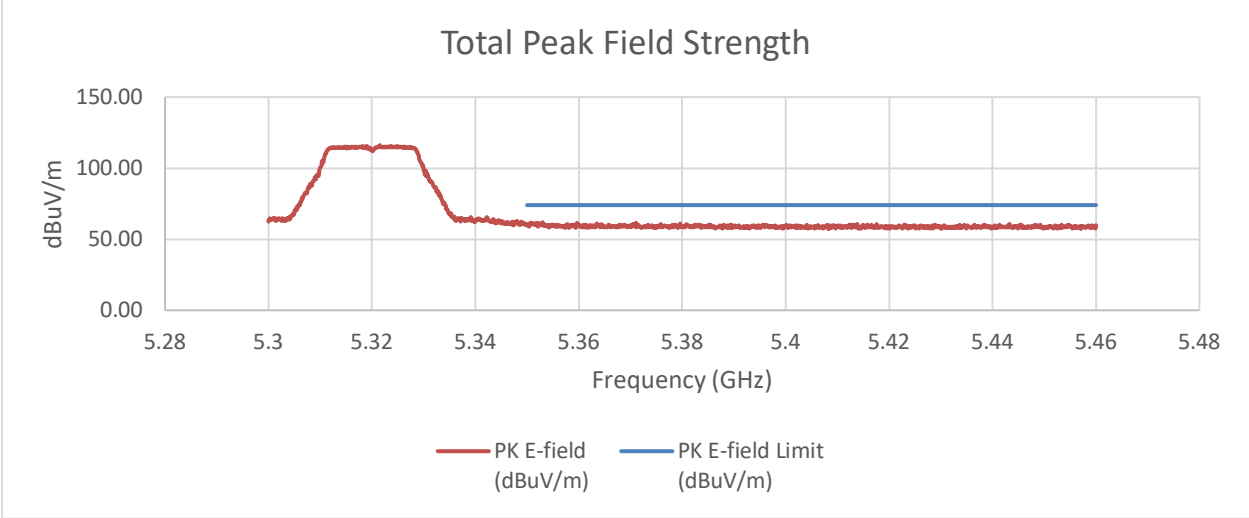

SUMMED BANDEDGE DATA (Av)

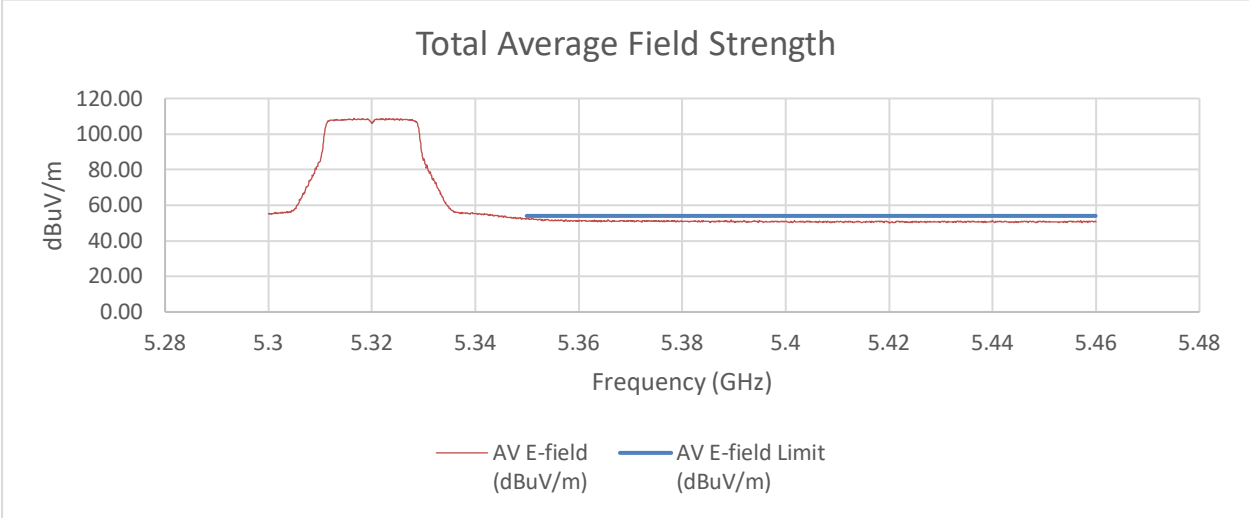

Summed Pk and Av Data at Restricted Band

Frequency (GHz)	PK Reading C1 (dBm)	PK Reading C2 (dBm)	PK EIRP (dBm)	PK E-field (dBuV/m)	PK E-field Limit (dBuV/m)	Margin (dB)
5.35	-48.18	-49.53	-35.48	59.78	74.00	-14.22
Frequency (GHz)	**AV Reading C1 (dBm)**	**AV Reading C2 (dBm)**	**AV EIRP (dBm)**	**AV E-field (dBuV/m)**	**AV E-field Limit (dBuV/m)**	**Margin (dB)**
5.35	-55.87	-56.68	-42.94	52.32	54.00	-1.68

An array gain of 10.31 dBi was used in the calculation of the summed data.

UL LLC
12 Laboratory Drive, Research Triangle Park, NC 27709; USA TEL:(919)549-1400
This report shall not be reproduced except in full, without the written approval of UL LLC

2TX CHAIN 0 + CHAIN 1 MODE (High Gain)

PK MEASUREMENT

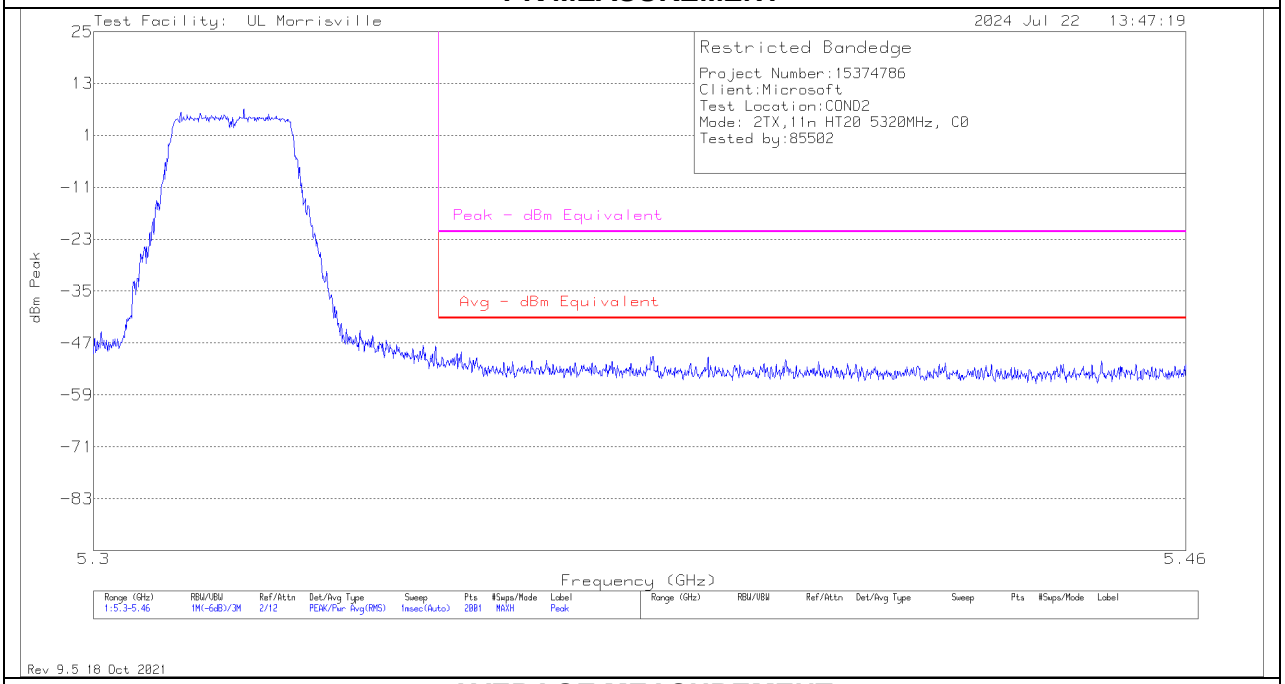

AVERAGE MEASUREMENT

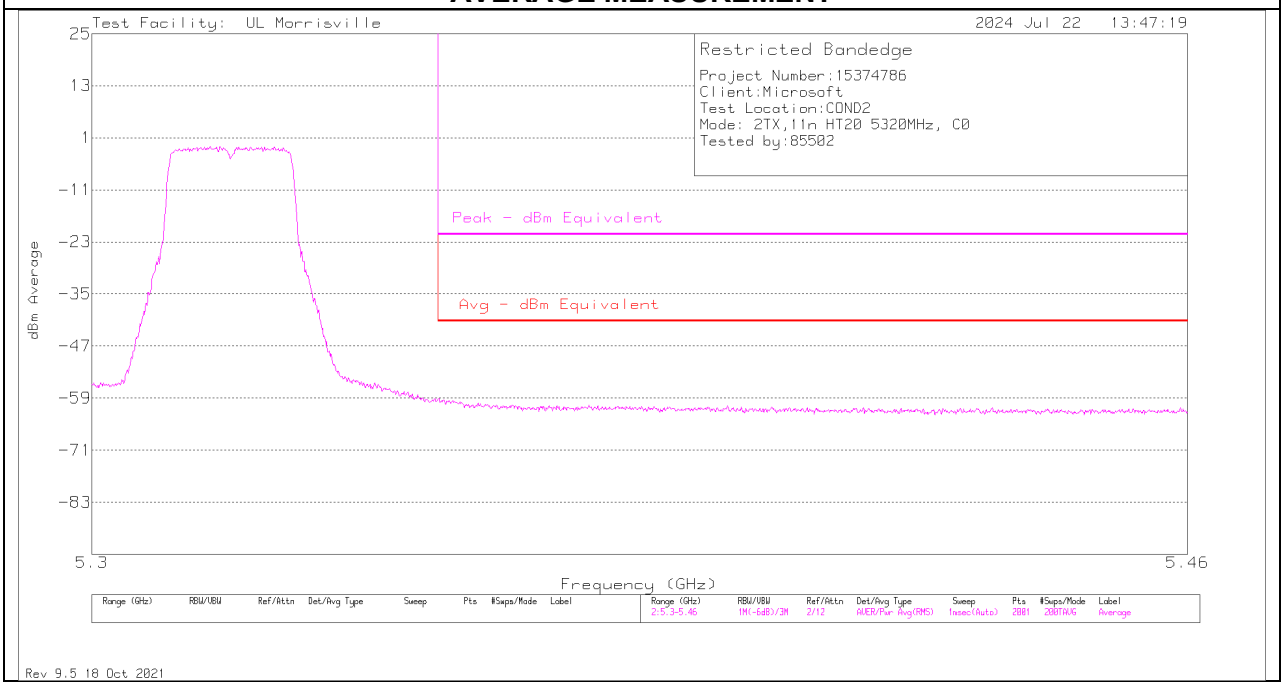

UL LLC
12 Laboratory Drive, Research Triangle Park, NC 27709; USA TEL:(919)549-1400
This report shall not be reproduced except in full, without the written approval of UL LLC

SUMMED BANDEDGE DATA (Pk)

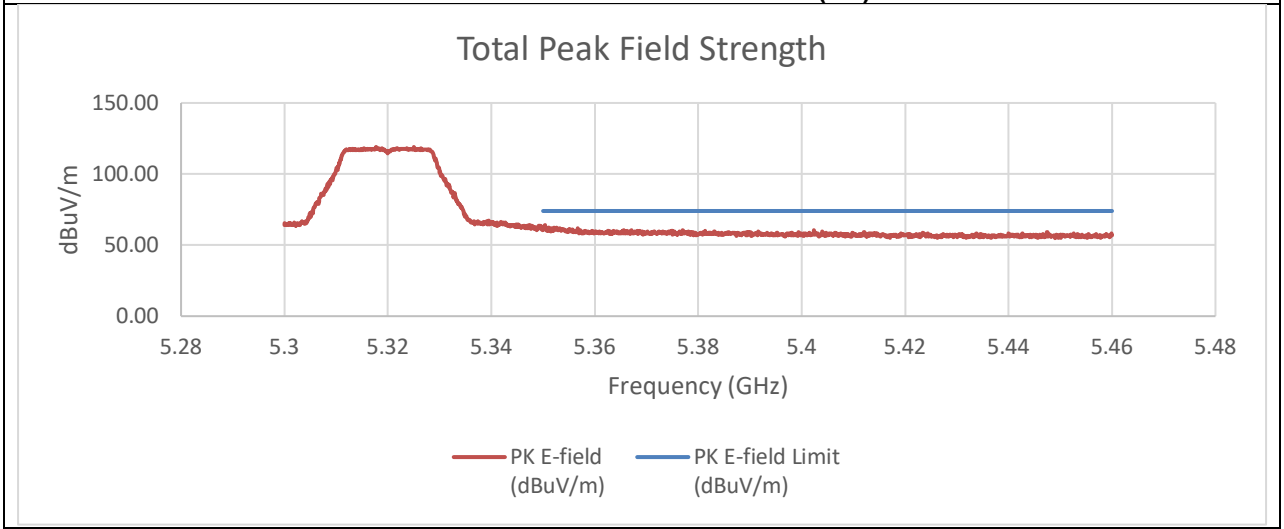

SUMMED BANDEDGE DATA (Av)

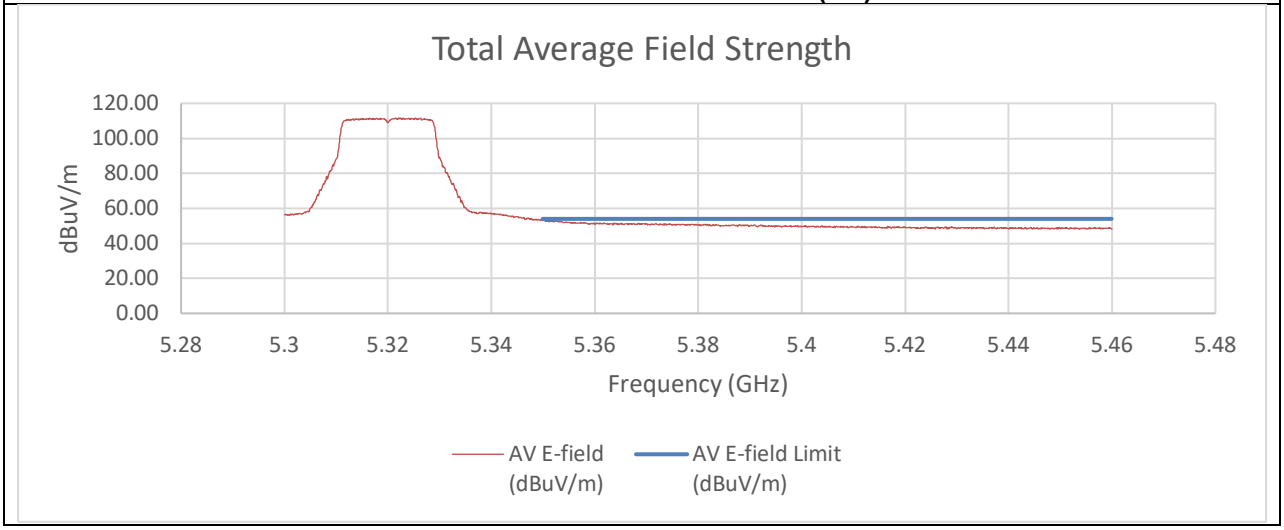

Summed Pk and Av Data at Restricted Band

Frequency (GHz)	PK Reading C1 (dBm)	PK Reading C2 (dBm)	PK EIRP (dBm)	PK E-field (dBuV/m)	PK E-field Limit (dBuV/m)	Margin (dB)
5.35	-51.78	-45.03	-32.53	62.73	74.00	-11.27
Frequency (GHz)	**AV Reading C1 (dBm)**	**AV Reading C2 (dBm)**	**AV EIRP (dBm)**	**AV E-field (dBuV/m)**	**AV E-field Limit (dBuV/m)**	**Margin (dB)**
5.35	-59.19	-54.97	-41.91	53.35	54.00	-0.65

An array gain of 11.67 dBi was used in the calculation of the summed data.

UL LLC
12 Laboratory Drive, Research Triangle Park, NC 27709; USA TEL:(919)549-1400
This report shall not be reproduced except in full, without the written approval of UL LLC

10.1.12. TX ABOVE 1 GHz 802.11n HT40 MODE IN THE 5.3 GHz BAND

2TX CHAIN 0 + CHAIN 1 MODE (Low Gain)

5270 MHz (High BE)

SUMMED BANDEDGE DATA (Pk)

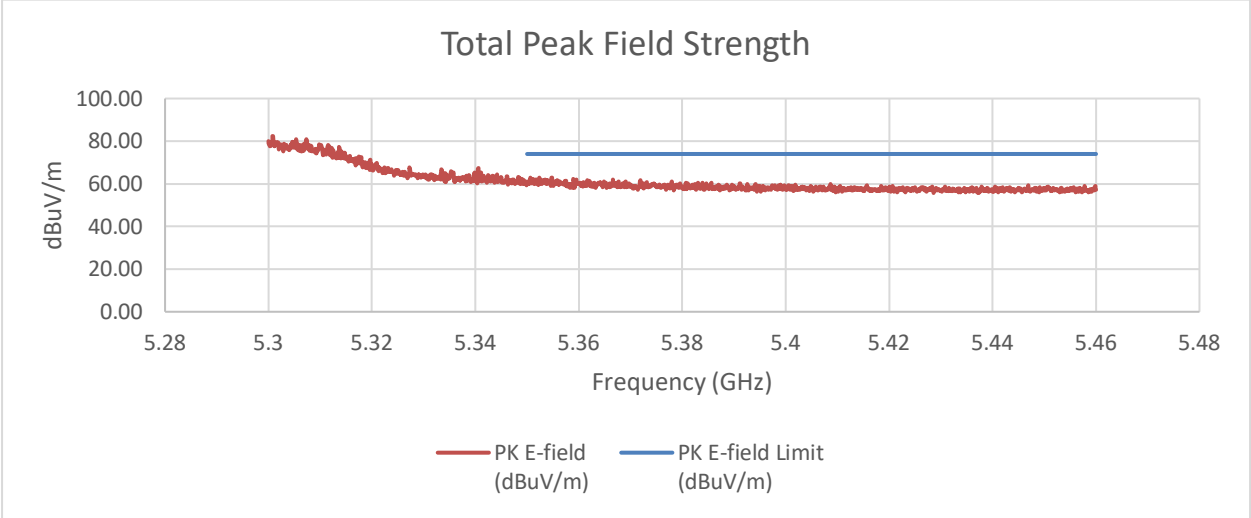

SUMMED BANDEDGE DATA (Av)

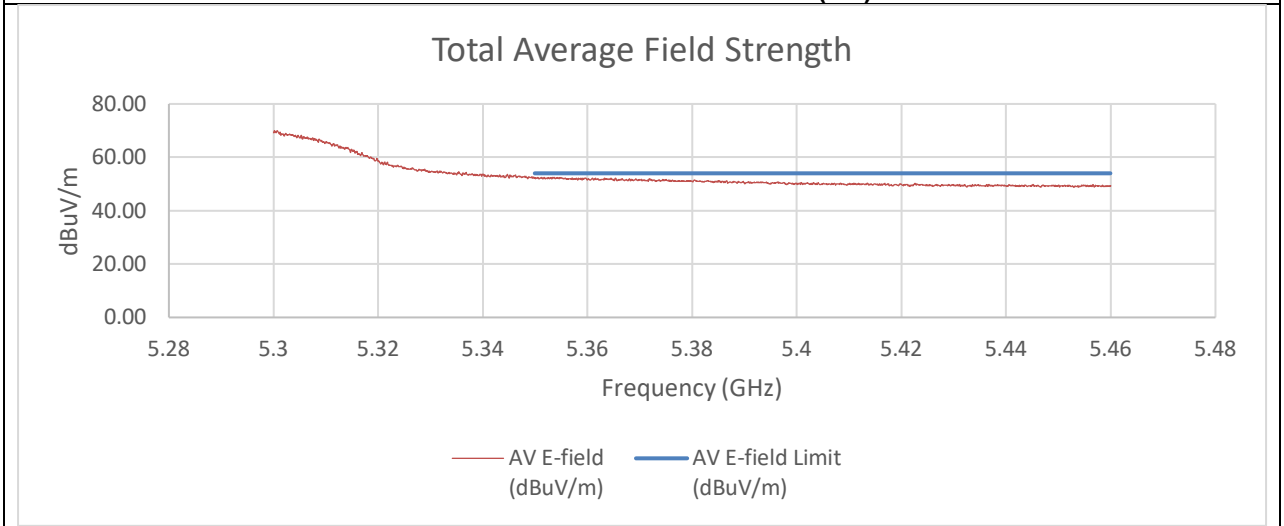

Summed Pk and Av Data at Restricted Band

Frequency (GHz)	PK Reading C1 (dBm)	PK Reading C2 (dBm)	PK EIRP (dBm)	PK E-field (dBuV/m)	PK E-field Limit (dBuV/m)	Margin (dB)
5.35	-44.00	-47.61	-34.22	61.04	74.00	-12.96
Frequency (GHz)	**PK Reading C1 (dBm)**	**PK Reading C2 (dBm)**	**PK EIRP (dBm)**	**PK E-field (dBuV/m)**	**PK E-field Limit (dBuV/m)**	**Margin (dB)**
5.35	-53.38	-55.76	-43.19	52.07	54.00	-1.93

An array gain of 8.21 dBi was used in the calculation of the summed data.

UL LLC
12 Laboratory Drive, Research Triangle Park, NC 27709; USA TEL:(919)549-1400
This report shall not be reproduced except in full, without the written approval of UL LLC

5310 MHz (High BE)

SUMMED BANDEDGE DATA (Pk)

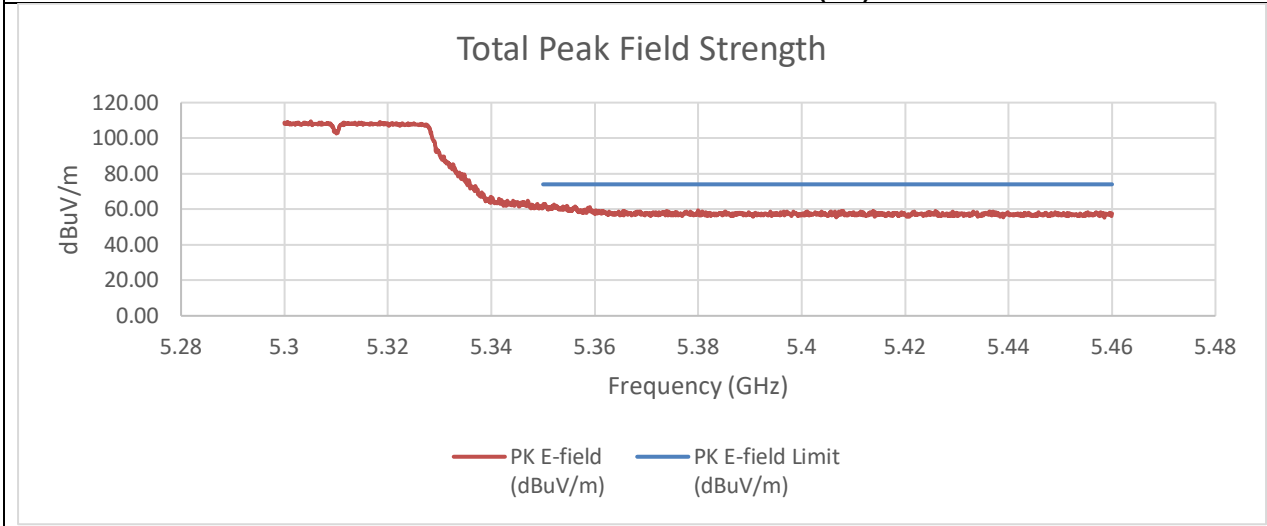

SUMMED BANDEDGE DATA (Av)

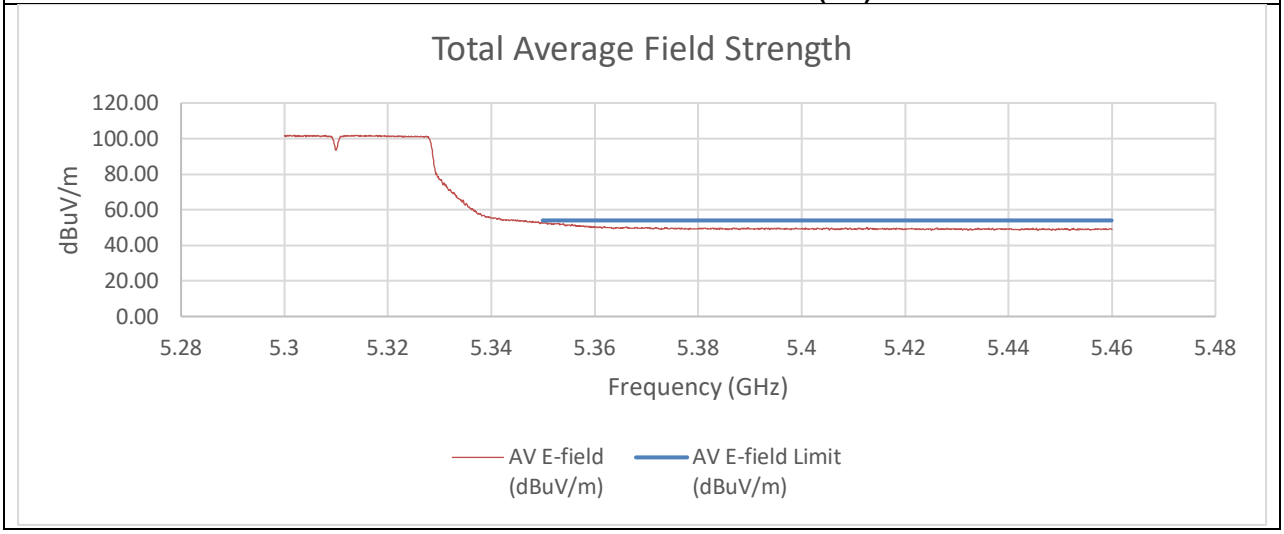

Summed Pk and Av Data at Restricted Band

Frequency (GHz)	PK Reading C1 (dBm)	PK Reading C2 (dBm)	PK EIRP (dBm)	PK E-field (dBuV/m)	PK E-field Limit (dBuV/m)	Margin (dB)
5.35	-47.10	-42.09	-32.70	62.56	74.00	-11.44
Frequency (GHz)	**PK Reading C1 (dBm)**	**PK Reading C2 (dBm)**	**PK EIRP (dBm)**	**PK E-field (dBuV/m)**	**PK E-field Limit (dBuV/m)**	**Margin (dB)**
5.35	-54.60	-53.28	-42.68	52.58	54.00	-1.42

An array gain of 8.21 dBi was used in the calculation of the summed data.

UL LLC
12 Laboratory Drive, Research Triangle Park, NC 27709; USA TEL:(919)549-1400
This report shall not be reproduced except in full, without the written approval of UL LLC

2TX CHAIN 0 + CHAIN 1 MODE (Mid Gain)
5270 MHz (High BE)

SUMMED BANDEDGE DATA (Pk)

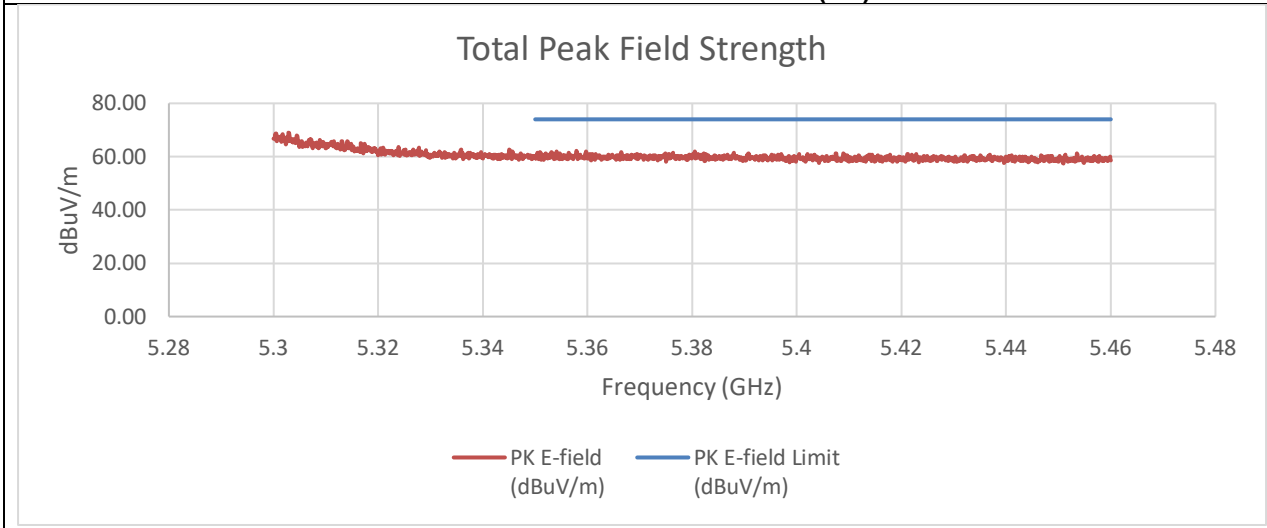

SUMMED BANDEDGE DATA (Av)

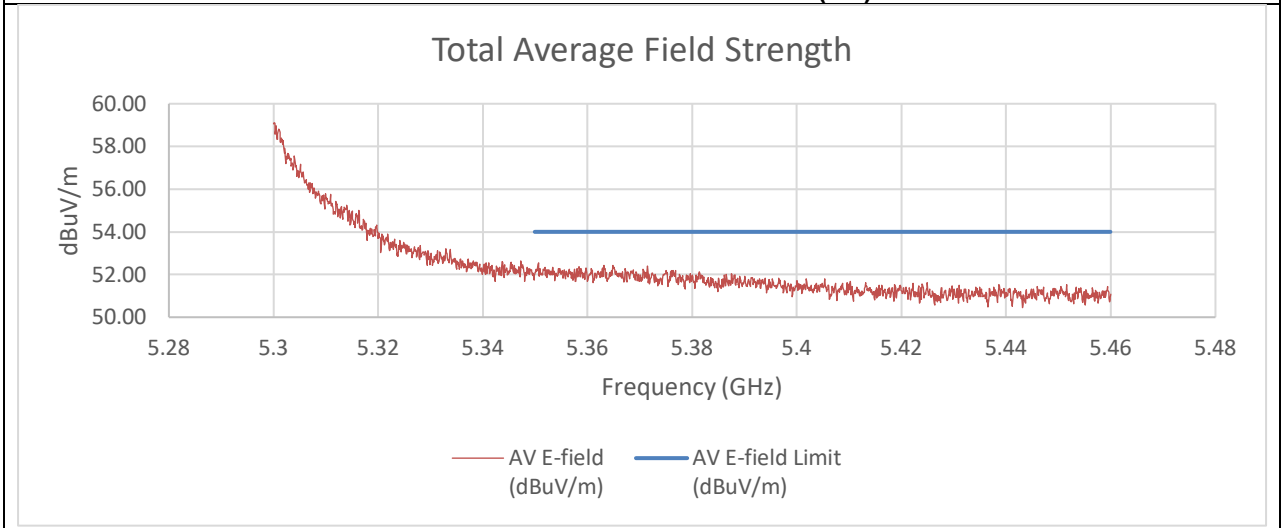

Summed Pk and Av Data at Restricted Band

Frequency (GHz)	PK Reading C1 (dBm)	PK Reading C2 (dBm)	PK EIRP (dBm)	PK E-field (dBuV/m)	PK E-field Limit (dBuV/m)	Margin (dB)
5.35	-48.89	-49.52	-35.87	59.38	74.00	-14.62
Frequency (GHz)	**PK Reading C1 (dBm)**	**PK Reading C2 (dBm)**	**PK EIRP (dBm)**	**PK E-field (dBuV/m)**	**PK E-field Limit (dBuV/m)**	**Margin (dB)**
5.35	-56.87	-56.07	-43.13	52.13	54.00	-1.87

An array gain of 10.31 dBi was used in the calculation of the summed data.

UL LLC
12 Laboratory Drive, Research Triangle Park, NC 27709; USA TEL:(919)549-1400
This report shall not be reproduced except in full, without the written approval of UL LLC

5310 MHz (High BE)

SUMMED BANDEDGE DATA (Pk)

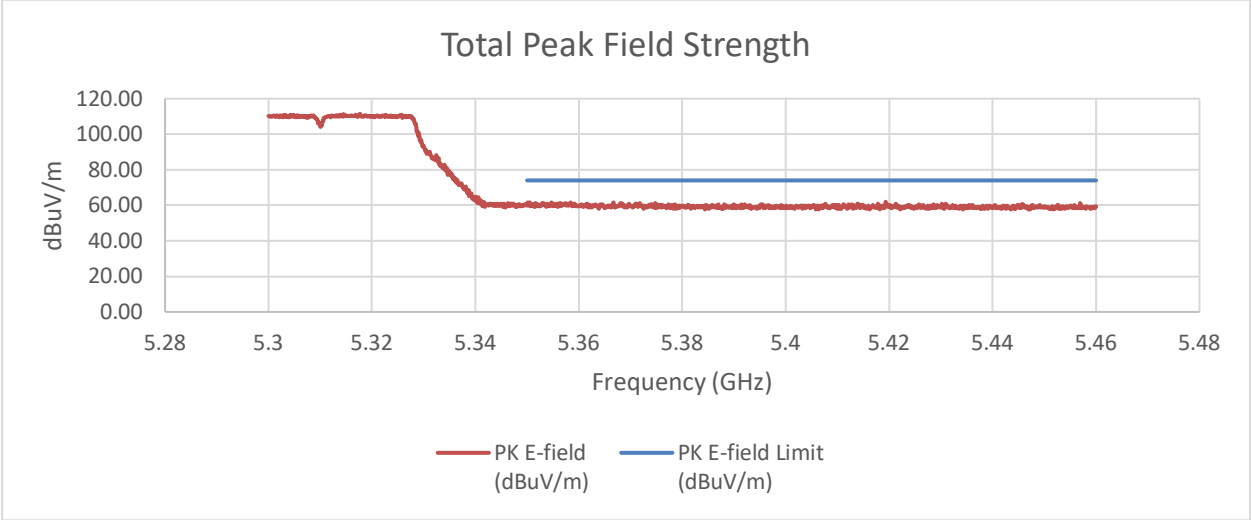

SUMMED BANDEDGE DATA (Av)

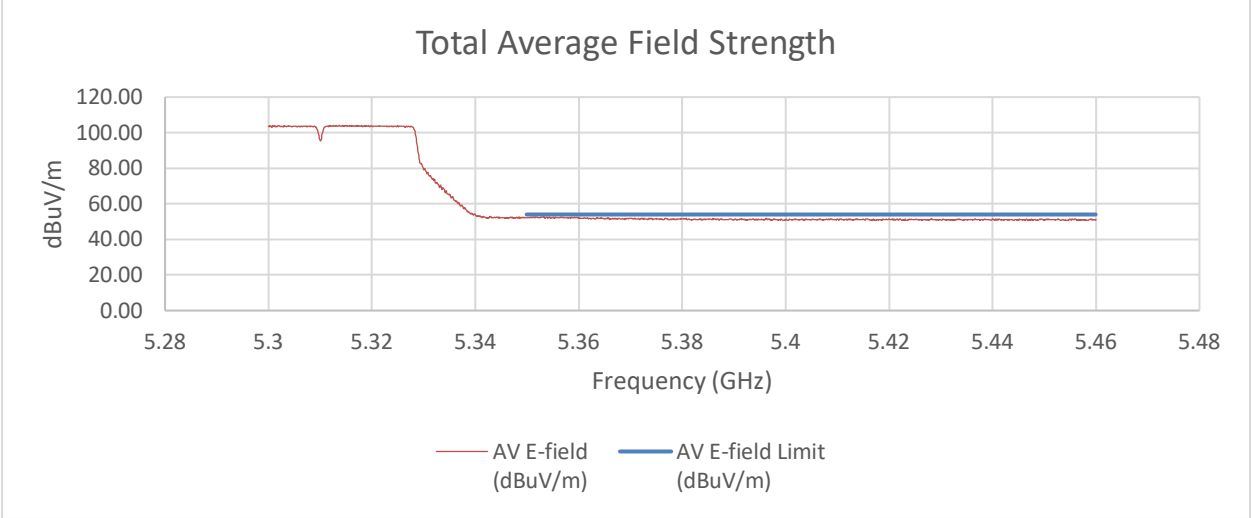

Summed Pk and Av Data at Restricted Band

Frequency (GHz)	PK Reading C1 (dBm)	PK Reading C2 (dBm)	PK EIRP (dBm)	PK E-field (dBuV/m)	PK E-field Limit (dBuV/m)	Margin (dB)
5.35	-47.09	-48.12	-34.25	61.00	74.00	-13.00
Frequency (GHz)	**PK Reading C1 (dBm)**	**PK Reading C2 (dBm)**	**PK EIRP (dBm)**	**PK E-field (dBuV/m)**	**PK E-field Limit (dBuV/m)**	**Margin (dB)**
5.35	-55.42	-57.36	-42.96	52.30	54.00	-1.70

An array gain of 10.31 dBi was used in the calculation of the summed data.

UL LLC
12 Laboratory Drive, Research Triangle Park, NC 27709; USA TEL:(919)549-1400
This report shall not be reproduced except in full, without the written approval of UL LLC

2TX CHAIN 0 + CHAIN 1 MODE (High Gain)

PK MEASUREMENT

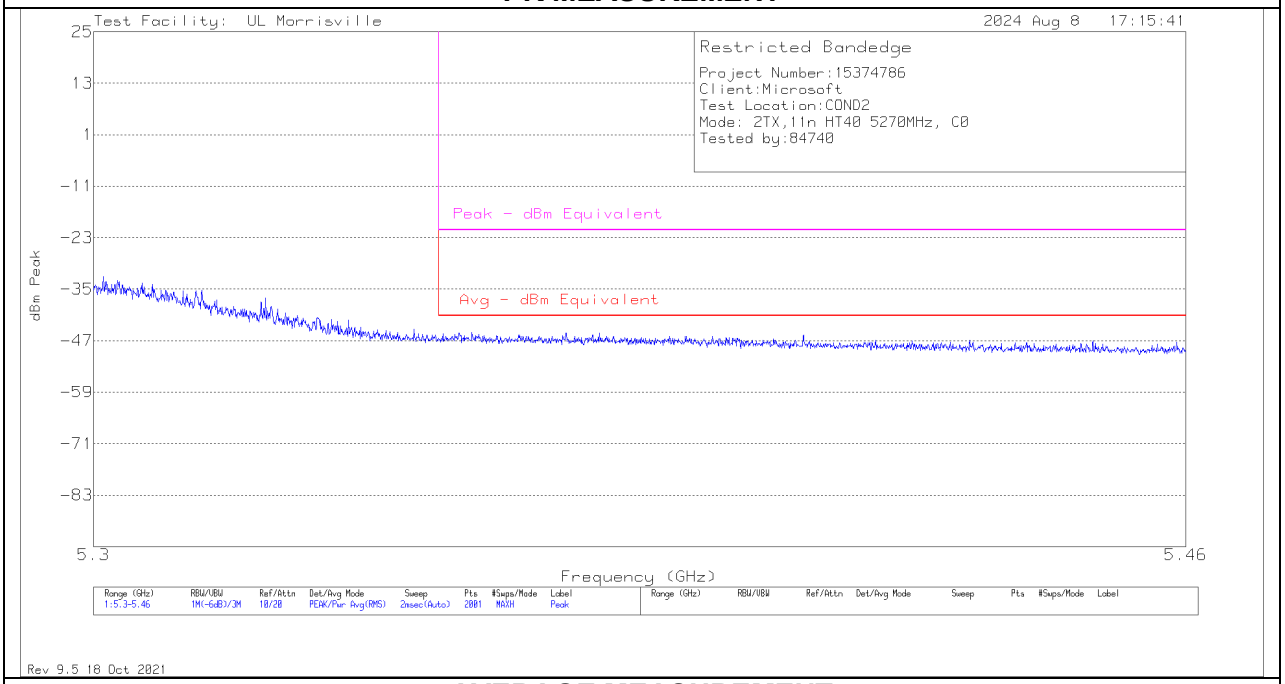

AVERAGE MEASUREMENT

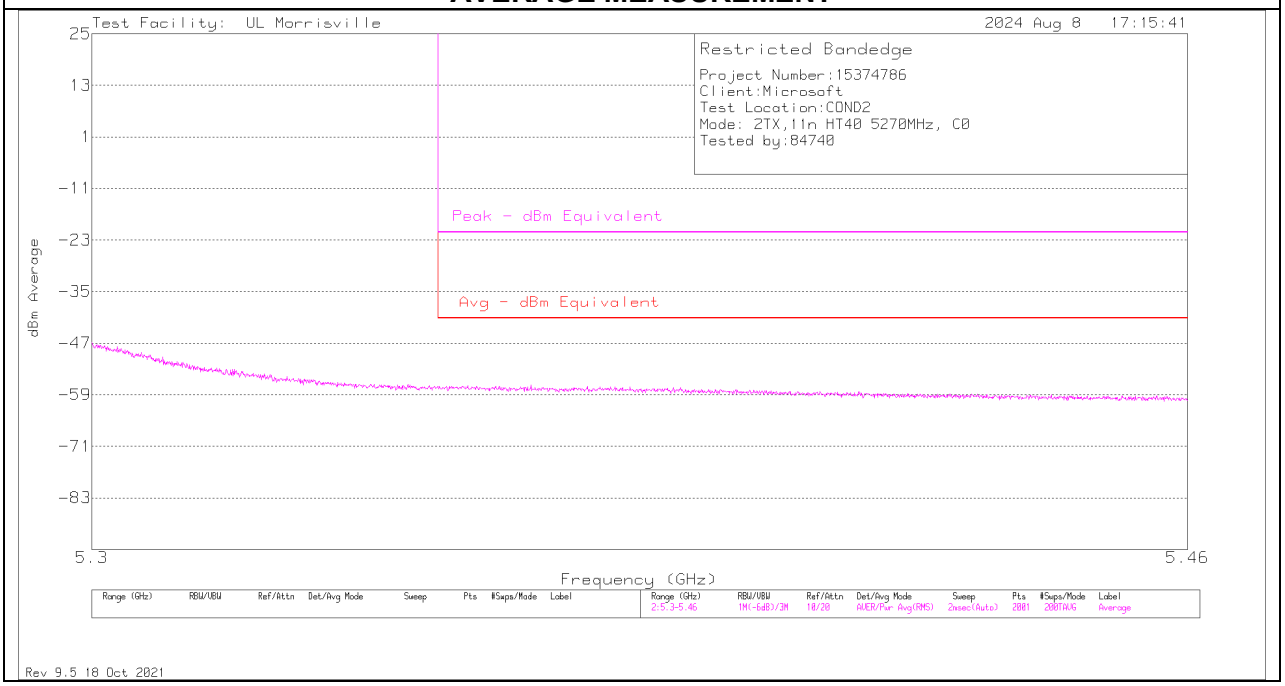

UL LLC
12 Laboratory Drive, Research Triangle Park, NC 27709; USA TEL:(919)549-1400
This report shall not be reproduced except in full, without the written approval of UL LLC

SUMMED BANDEDGE DATA (Pk)

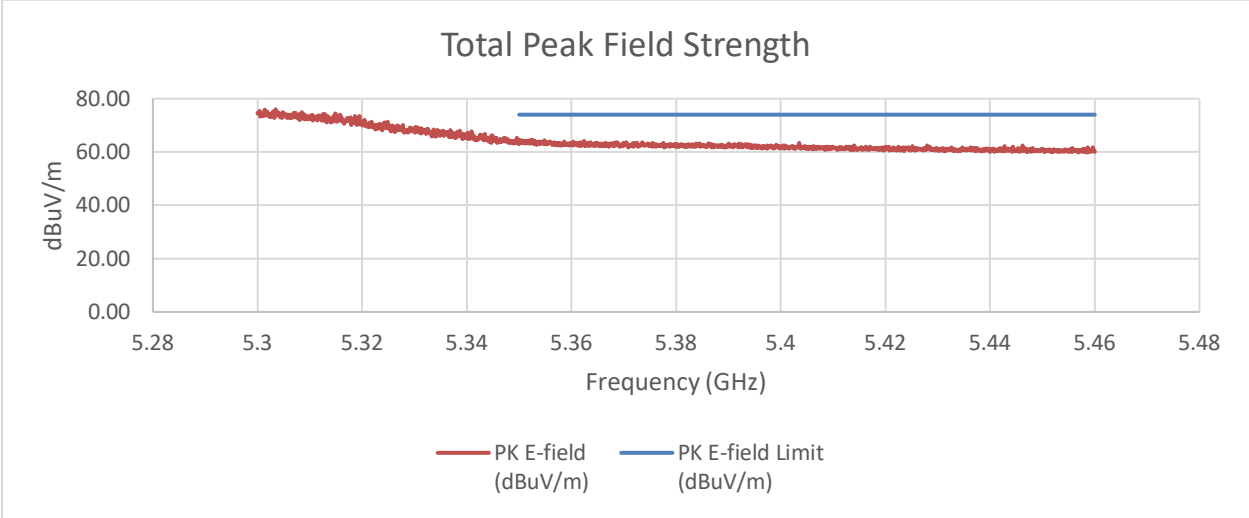

SUMMED BANDEDGE DATA (Av)

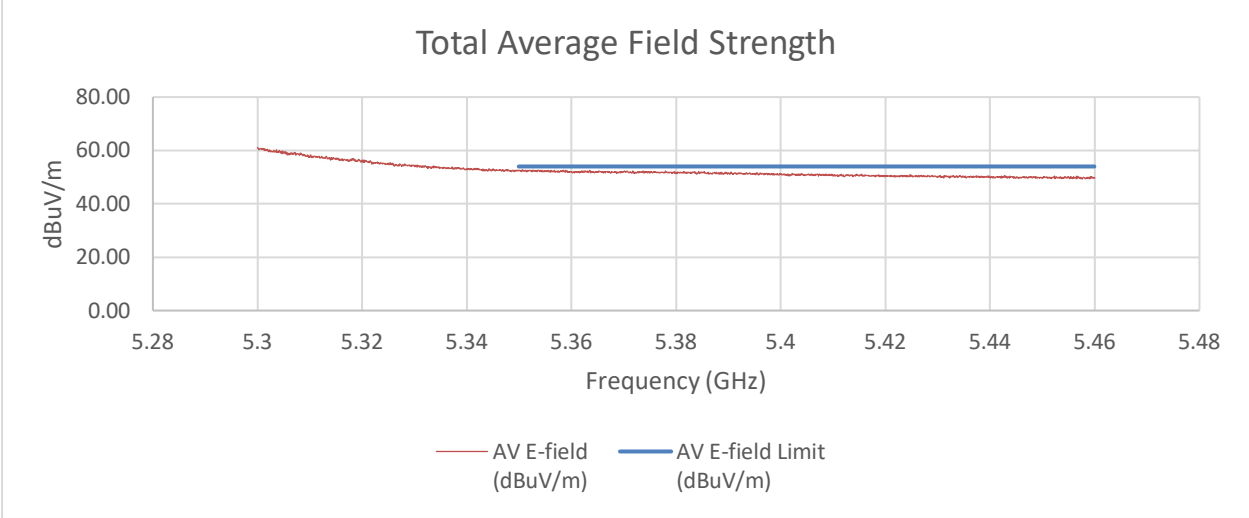

Summed Pk and Av Data at Restricted Band

Frequency (GHz)	PK Reading C1 (dBm)	PK Reading C2 (dBm)	PK EIRP (dBm)	PK E-field (dBuV/m)	PK E-field Limit (dBuV/m)	Margin (dB)
5.35	-46.38	-46.08	-31.55	63.71	74.00	-10.29
Frequency (GHz)	**PK Reading C1 (dBm)**	**PK Reading C2 (dBm)**	**PK EIRP (dBm)**	**PK E-field (dBuV/m)**	**PK E-field Limit (dBuV/m)**	**Margin (dB)**
5.35	-57.10	-57.51	-42.62	52.64	54.00	-1.36

An array gain of 11.67 dBi was used in the calculation of the summed data.

UL LLC
12 Laboratory Drive, Research Triangle Park, NC 27709; USA TEL:(919)549-1400
This report shall not be reproduced except in full, without the written approval of UL LLC

PK MEASUREMENT

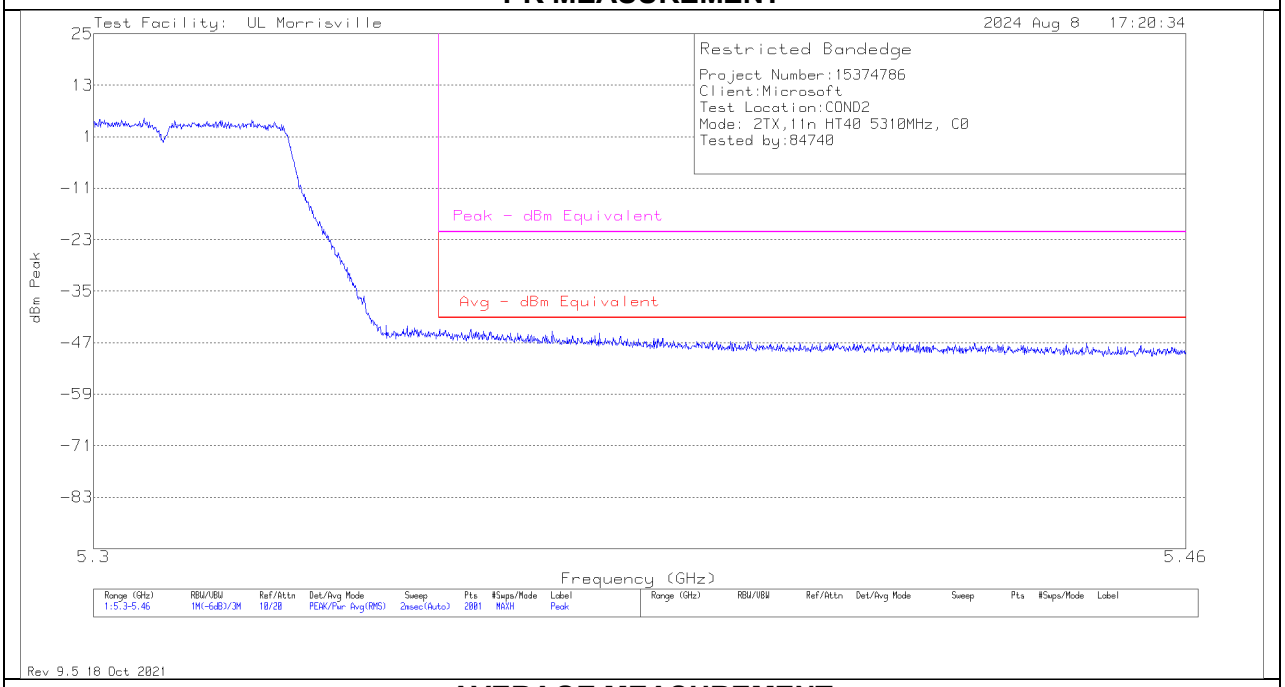

AVERAGE MEASUREMENT

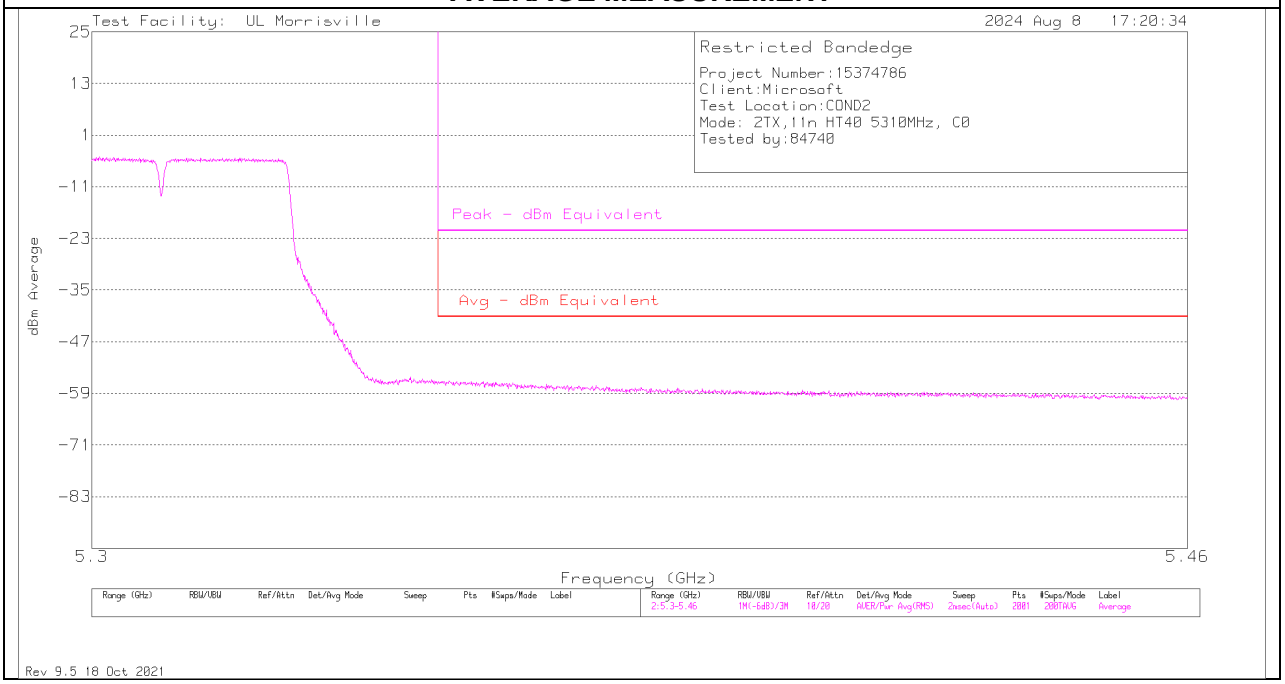

UL LLC
12 Laboratory Drive, Research Triangle Park, NC 27709; USA TEL:(919)549-1400

This report shall not be reproduced except in full, without the written approval of UL LLC

SUMMED BANDEDGE DATA (Pk)

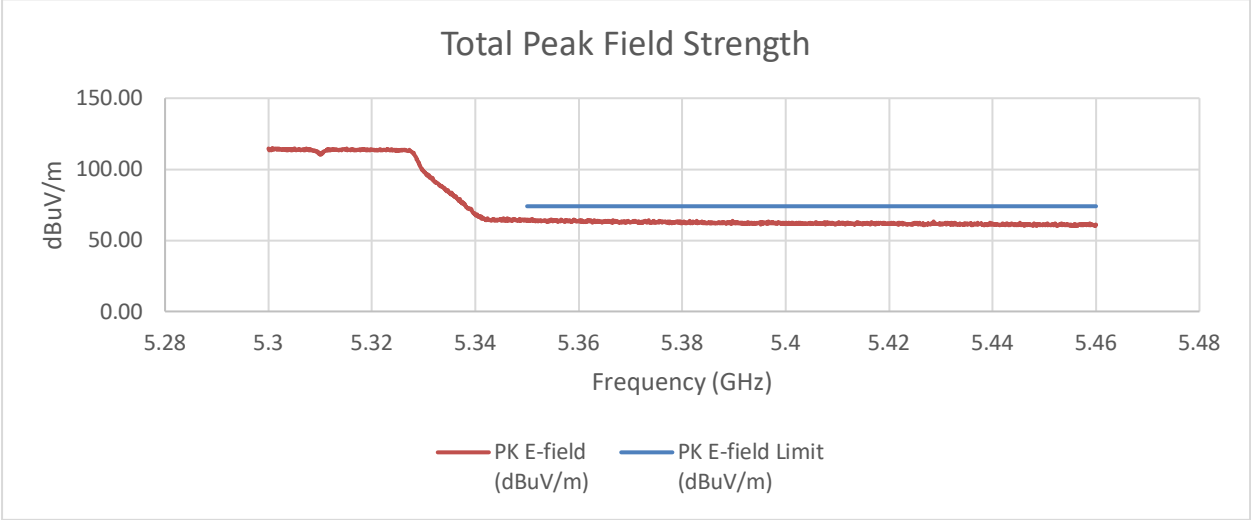

SUMMED BANDEDGE DATA (Av)

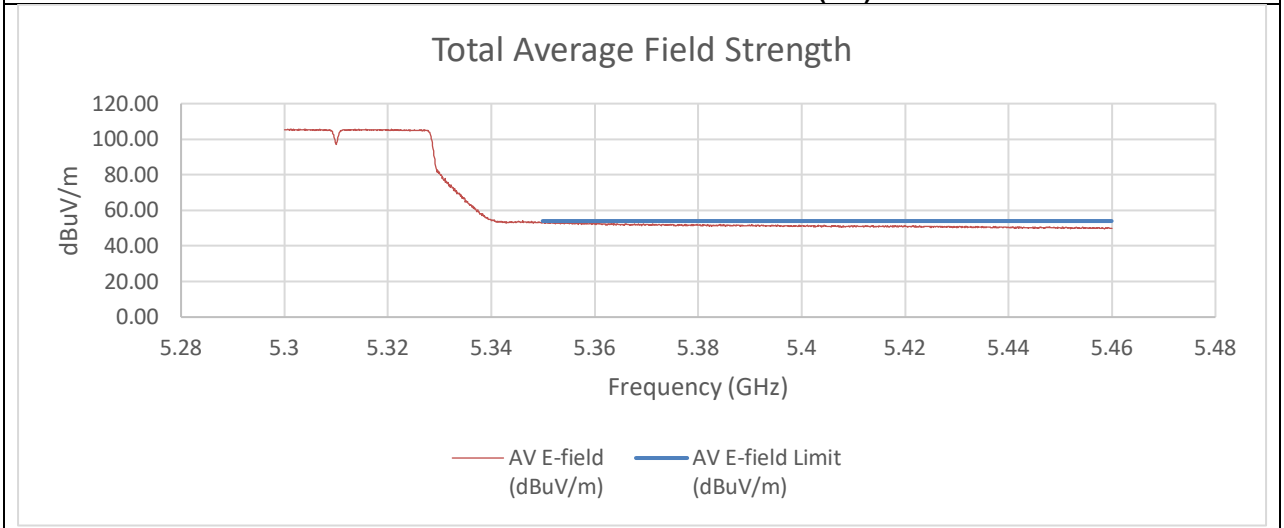

Summed Pk and Av Data at Restricted Band

Frequency (GHz)	PK Reading C1 (dBm)	PK Reading C2 (dBm)	PK EIRP (dBm)	PK E-field (dBuV/m)	PK E-field Limit (dBuV/m)	Margin (dB)
5.35	-45.45	-47.12	-31.52	63.73	74.00	-10.27
Frequency (GHz)	**PK Reading C1 (dBm)**	**PK Reading C2 (dBm)**	**PK EIRP (dBm)**	**PK E-field (dBuV/m)**	**PK E-field Limit (dBuV/m)**	**Margin (dB)**
5.35	-56.50	-57.17	-42.14	53.12	54.00	-0.88

An array gain of 11.67 dBi was used in the calculation of the summed data.

UL LLC
12 Laboratory Drive, Research Triangle Park, NC 27709; USA TEL:(919)549-1400
This report shall not be reproduced except in full, without the written approval of UL LLC

10.1.13. TX ABOVE 1 GHz 802.11n VHT80 MODE IN THE 5.3 GHz BAND

2TX CHAIN 0 + CHAIN 1 MODE (Low Gain)

5290 MHz (High BE)

SUMMED BANDEDGE DATA (Pk) Fast Method

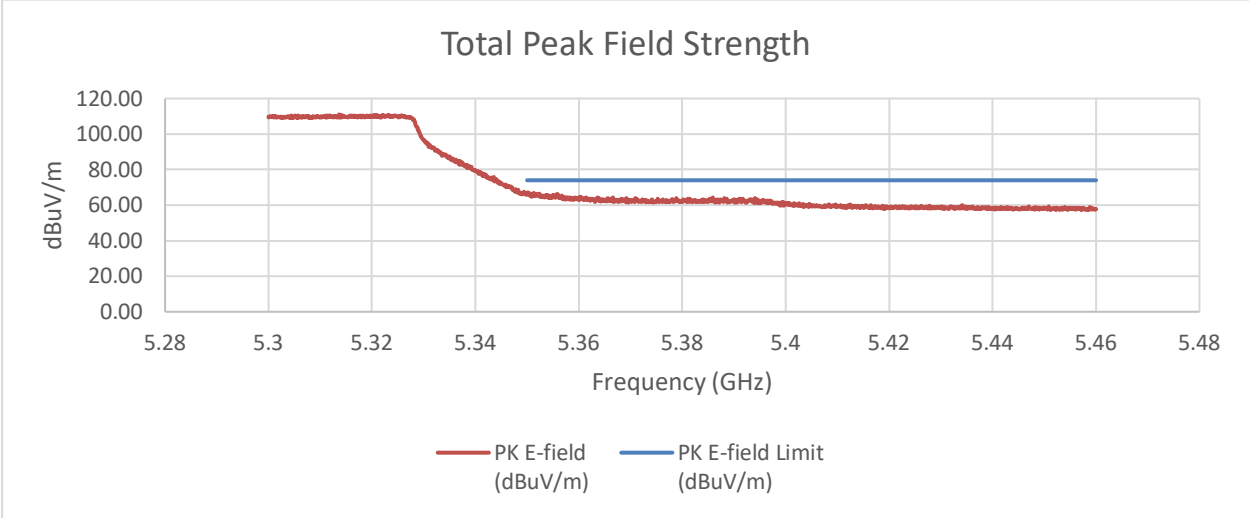

SUMMED BANDEDGE DATA (Av) Fast Method

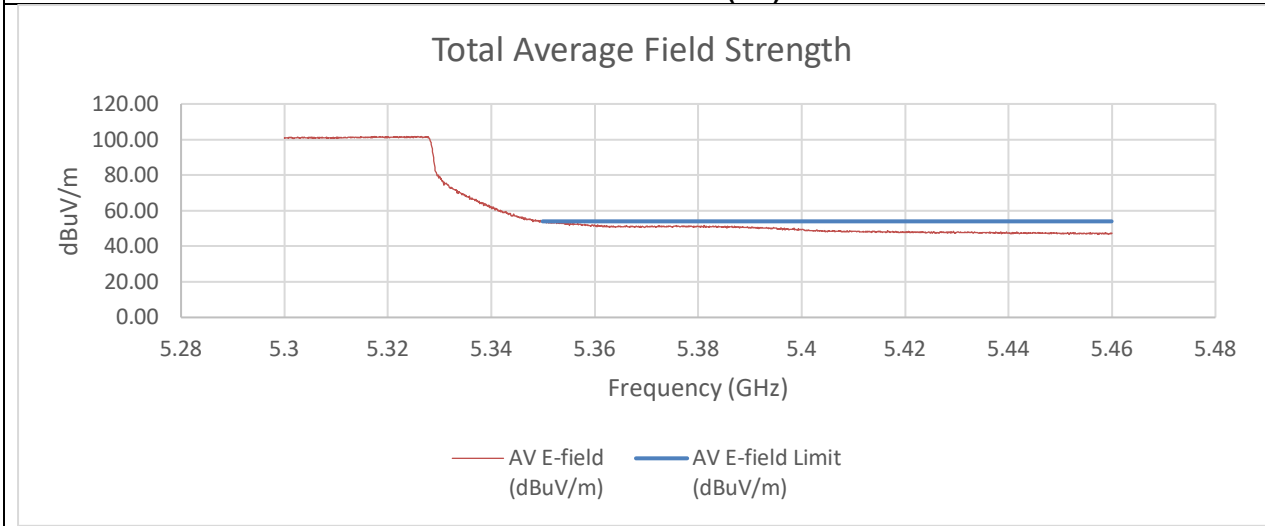

UL LLC
12 Laboratory Drive, Research Triangle Park, NC 27709; USA TEL:(919)549-1400
This report shall not be reproduced except in full, without the written approval of UL LLC

SUMMED BANDEDGE DATA (Pk) Slow Sweep

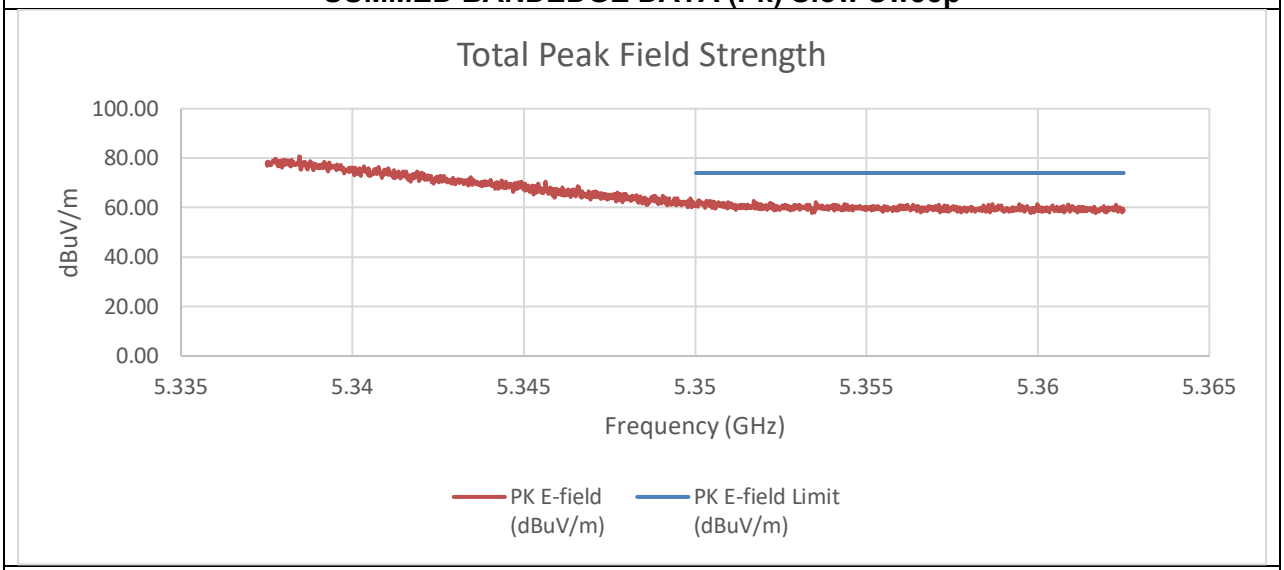

SUMMED BANDEDGE DATA (Av) Slow Sweep

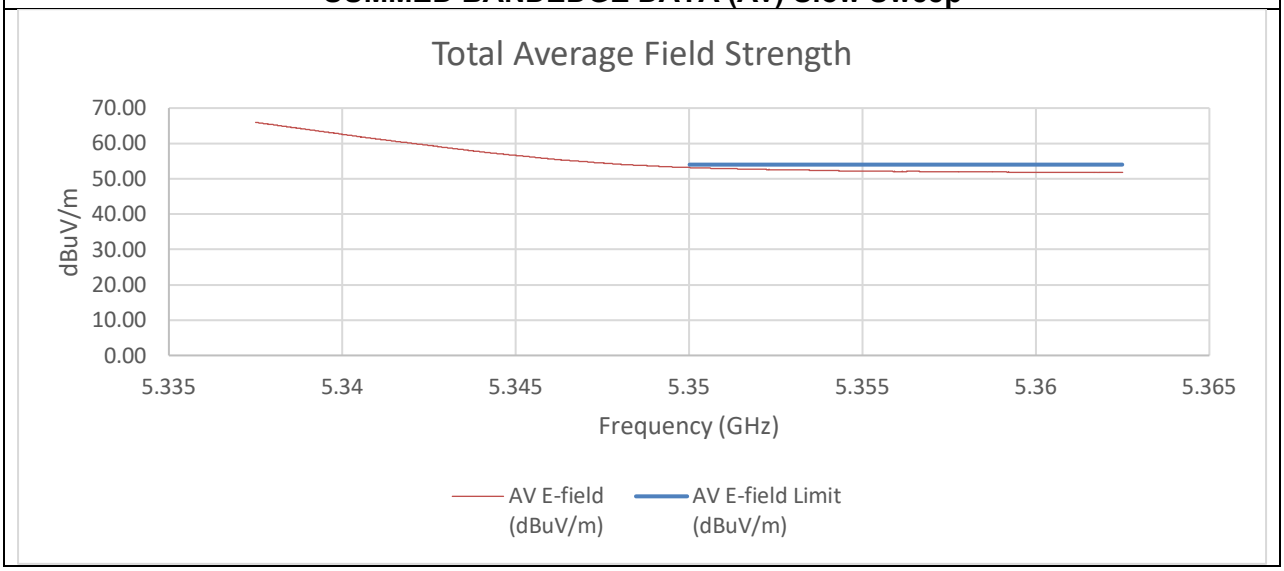

Summed Pk and Av Data at Restricted Band

Frequency (GHz)	PK Reading C1 (dBm)	PK Reading C2 (dBm)	PK EIRP (dBm)	PK E-field (dBuV/m)	PK E-field Limit (dBuV/m)	Margin (dB)
5.35	-45.74	-45.07	-34.17	61.09	74.00	-12.91
Frequency (GHz)	**AV Reading C1 (dBm)**	**AV Reading C2 (dBm)**	**AV EIRP (dBm)**	**AV E-field (dBuV/m)**	**AV E-field Limit (dBuV/m)**	**Margin (dB)**
5.35	-53.70	-52.96	-42.09	53.16	54.00	-0.84

An array gain of 8.21 dBi was used in the calculation of the summed data. Fast sweep was performed just to show that no other emissions existed outside of the frequencies observed by the slow sweep measurement.

UL LLC
12 Laboratory Drive, Research Triangle Park, NC 27709; USA TEL:(919)549-1400
This report shall not be reproduced except in full, without the written approval of UL LLC

2TX CHAIN 0 + CHAIN 1 MODE (Mid Gain)

5290 MHz (High BE)

SUMMED BANDEDGE DATA (Pk) Fast Method

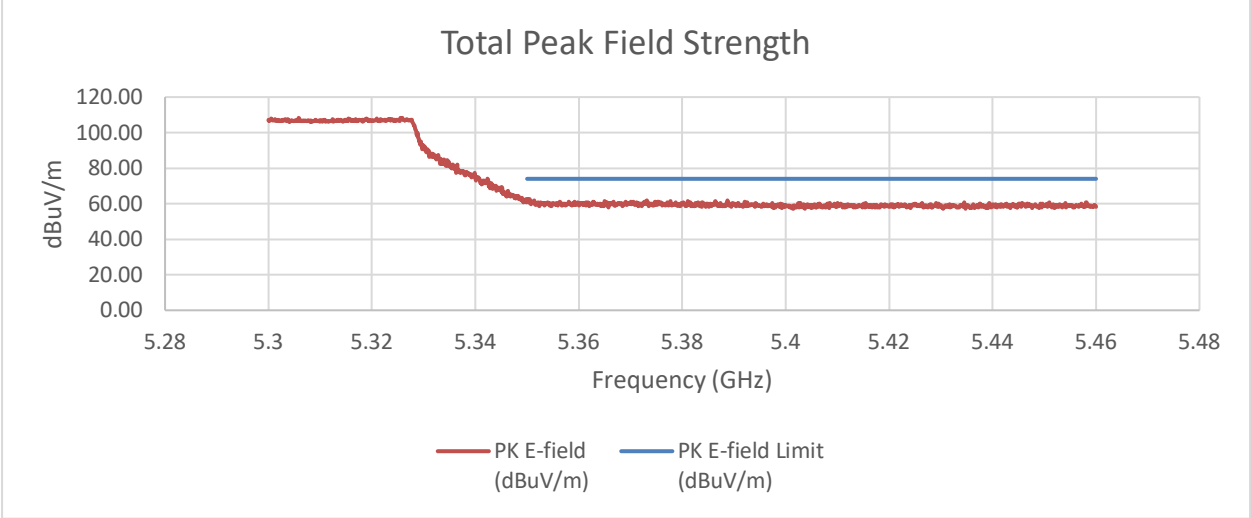

SUMMED BANDEDGE DATA (Av) Fast Method

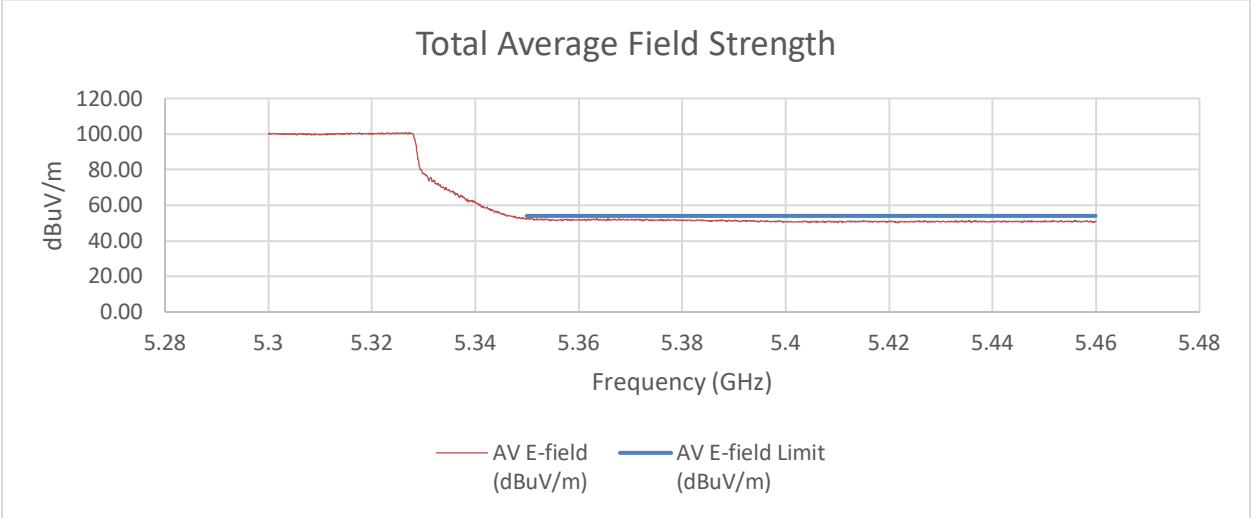

UL LLC
12 Laboratory Drive, Research Triangle Park, NC 27709; USA TEL:(919)549-1400
This report shall not be reproduced except in full, without the written approval of UL LLC

SUMMED BANDEDGE DATA (Pk) Slow Sweep

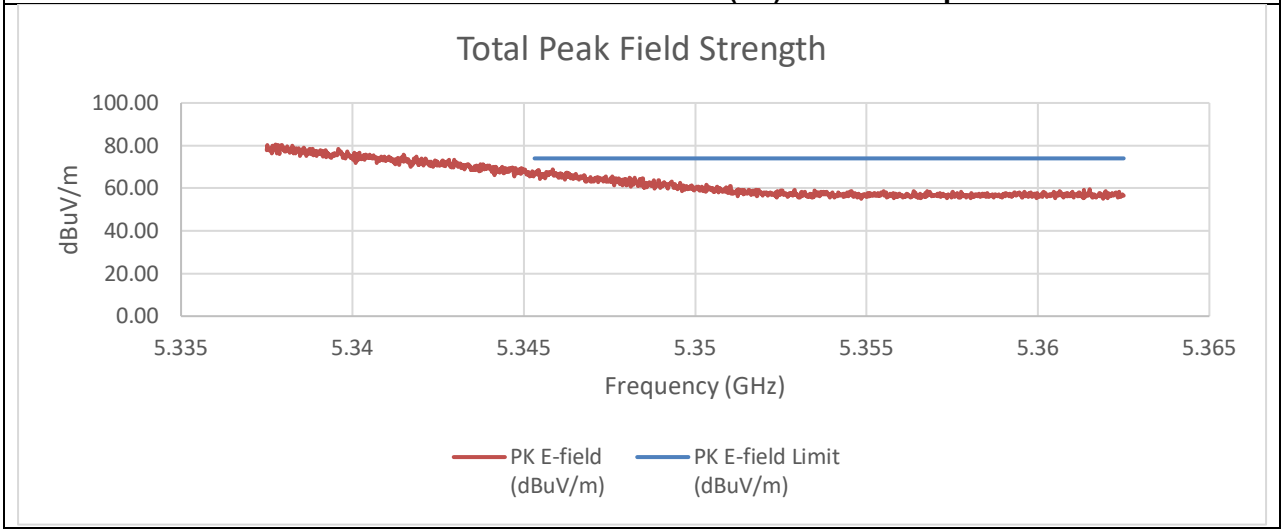

SUMMED BANDEDGE DATA (Av) Slow Sweep

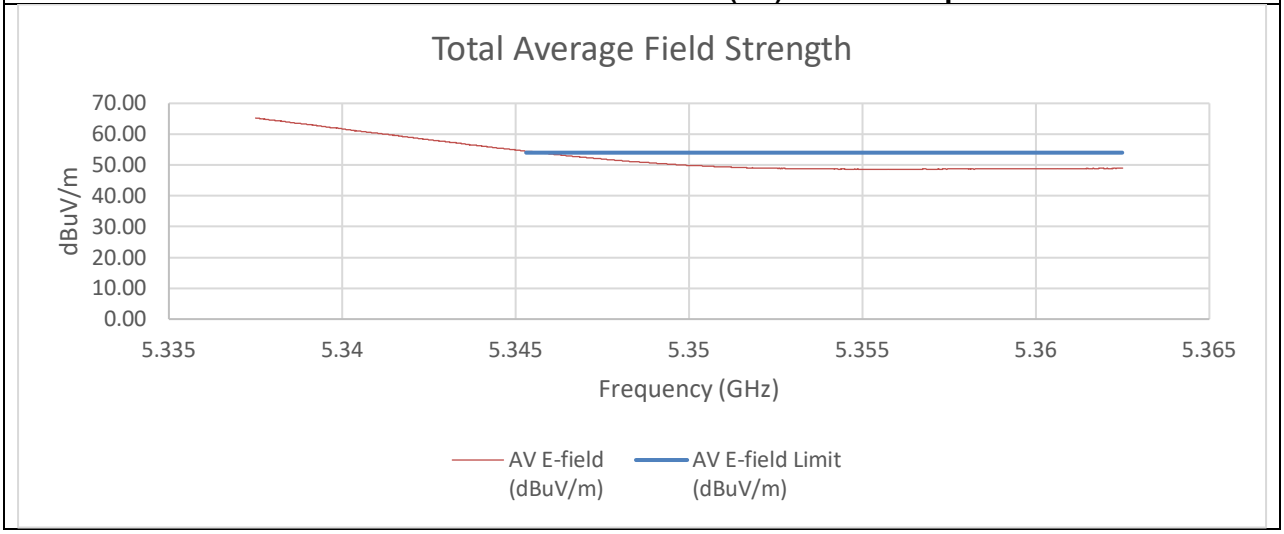

Summed Pk and Av Data at Restricted Band

Frequency (GHz)	PK Reading C1 (dBm)	PK Reading C2 (dBm)	PK EIRP (dBm)	PK E-field (dBuV/m)	PK E-field Limit (dBuV/m)	Margin (dB)
5.35	-48.99	-48.23	-35.27	59.98	74.00	-14.02
Frequency (GHz)	**AV Reading C1 (dBm)**	**AV Reading C2 (dBm)**	**AV EIRP (dBm)**	**AV E-field (dBuV/m)**	**AV E-field Limit (dBuV/m)**	**Margin (dB)**
5.35	-59.02	-58.41	-45.38	49.87	54.00	-4.13

An array gain of 10.31 dBi was used in the calculation of the summed data. Fast sweep was performed just to show that no other emissions existed outside of the frequencies observed by the slow sweep measurement.

UL LLC
12 Laboratory Drive, Research Triangle Park, NC 27709; USA TEL:(919)549-1400
This report shall not be reproduced except in full, without the written approval of UL LLC

2TX CHAIN 0 + CHAIN 1 MODE (High Gain)

PK MEASUREMENT

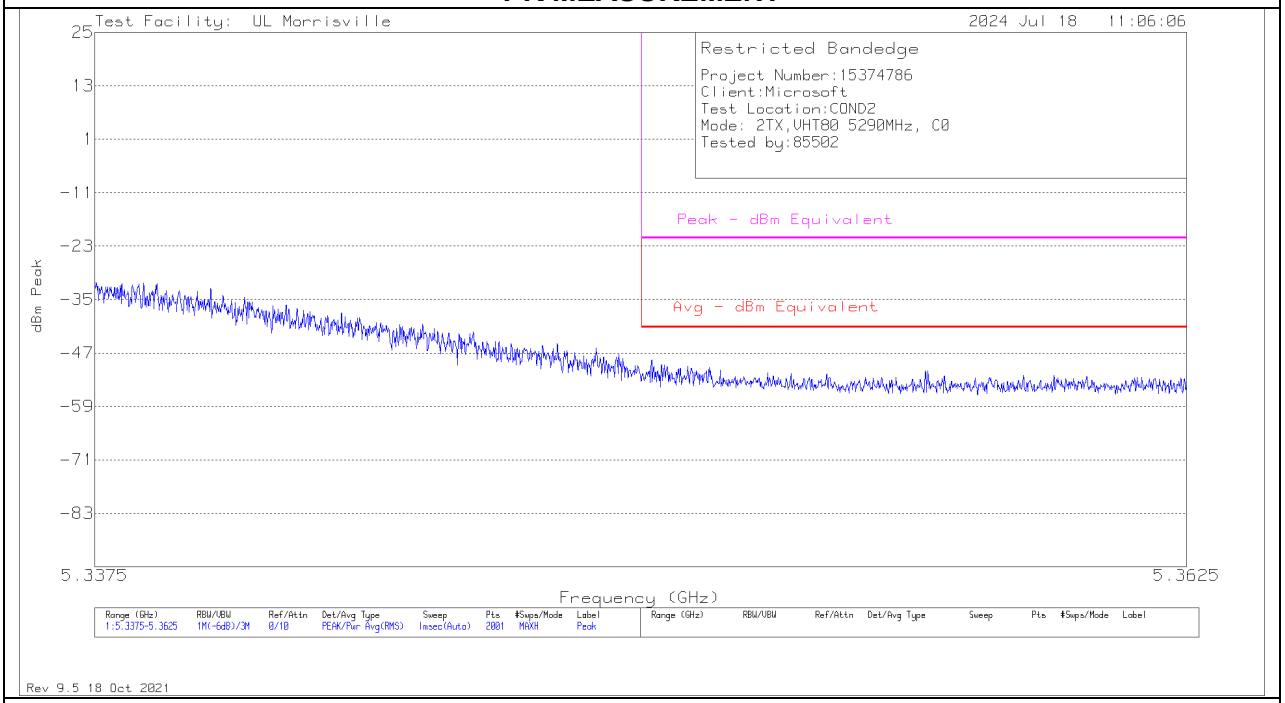

AVERAGE MEASUREMENT

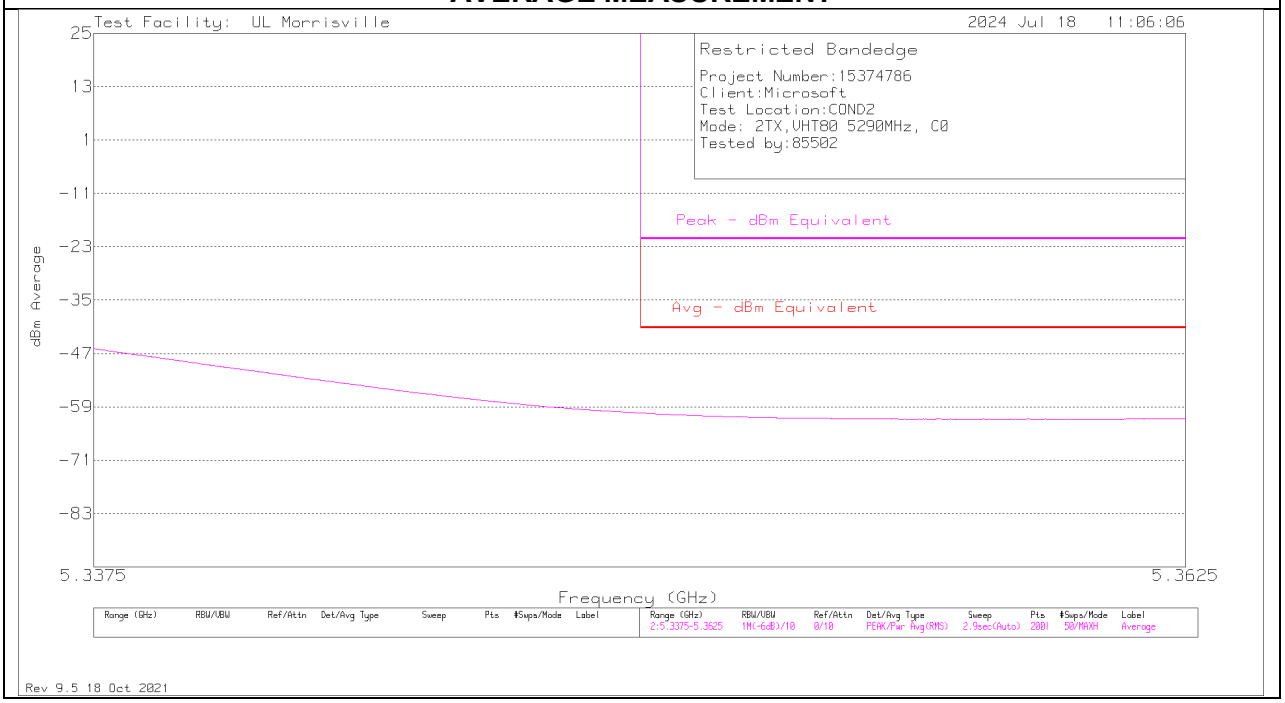

UL LLC
12 Laboratory Drive, Research Triangle Park, NC 27709; USA TEL:(919)549-1400
This report shall not be reproduced except in full, without the written approval of UL LLC

SUMMED BANDEDGE DATA (Pk) Fast Method

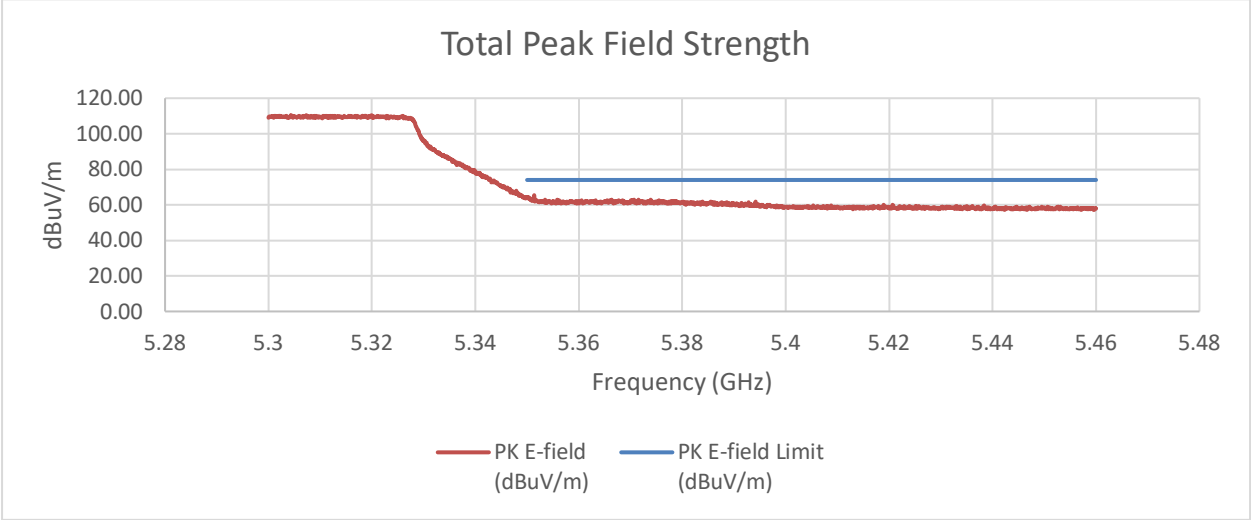

SUMMED BANDEDGE DATA (Av) Fast Method

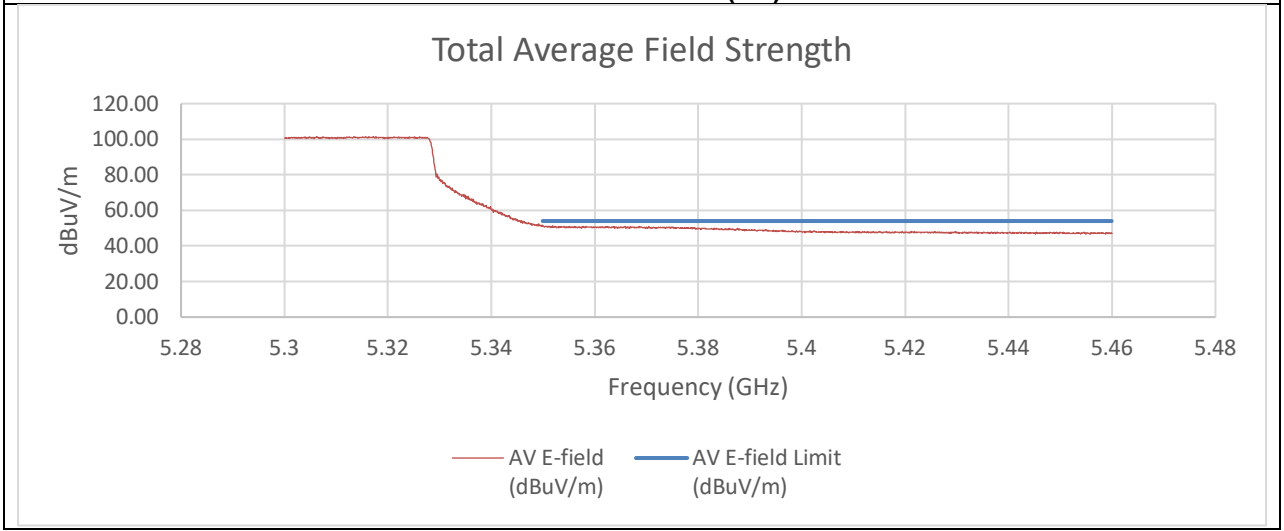

UL LLC
12 Laboratory Drive, Research Triangle Park, NC 27709; USA TEL:(919)549-1400
This report shall not be reproduced except in full, without the written approval of UL LLC

SUMMED BANDEDGE DATA (Pk) Slow Sweep

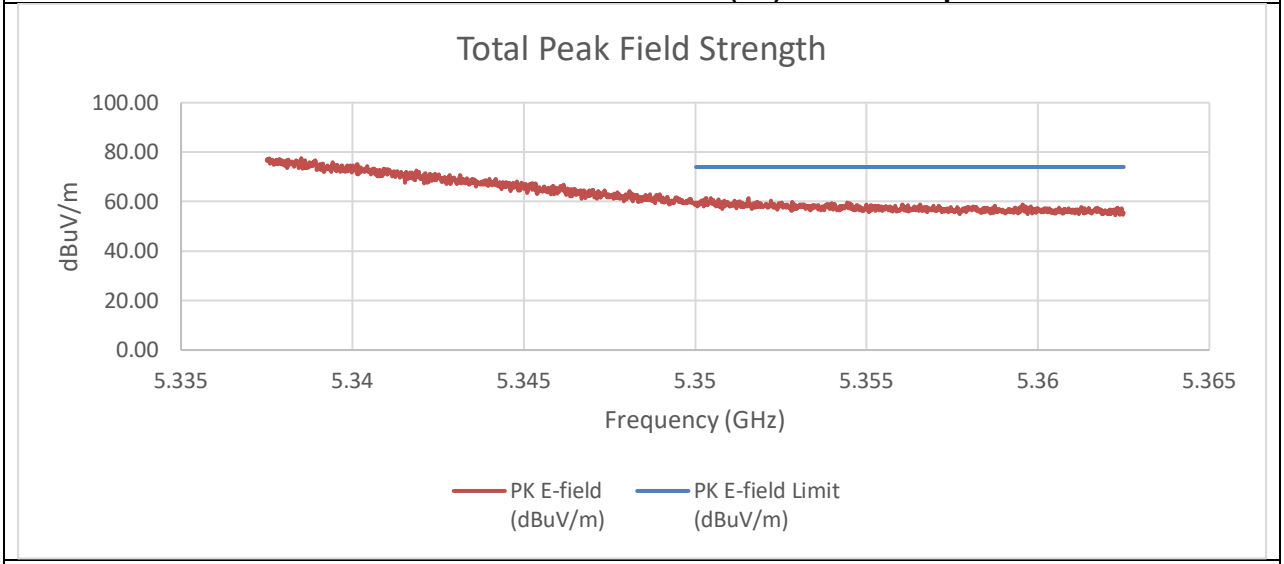

SUMMED BANDEDGE DATA (Av) Slow Sweep

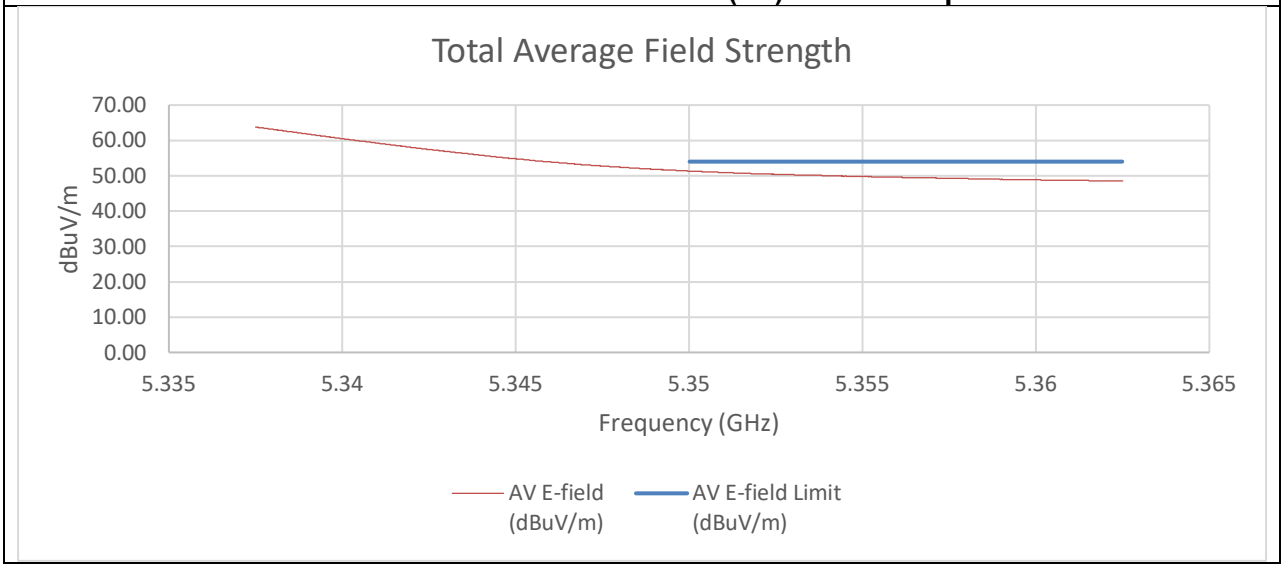

Summed Pk and Av Data at Restricted Band

Frequency (GHz)	PK Reading C1 (dBm)	PK Reading C2 (dBm)	PK EIRP (dBm)	PK E-field (dBuV/m)	PK E-field Limit (dBuV/m)	Margin (dB)
5.35	-53.19	-50.16	-36.74	58.52	74.00	-15.48
Frequency (GHz)	**AV Reading C1 (dBm)**	**AV Reading C2 (dBm)**	**AV EIRP (dBm)**	**AV E-field (dBuV/m)**	**AV E-field Limit (dBuV/m)**	**Margin (dB)**
5.35	-60.40	-57.35	-43.93	51.33	54.00	-2.67

An array gain of 11.67 dBi was used in the calculation of the summed data. Fast sweep was performed just to show that no other emissions existed outside of the frequencies observed by the slow sweep measurement.

UL LLC
12 Laboratory Drive, Research Triangle Park, NC 27709; USA TEL:(919)549-1400
This report shall not be reproduced except in full, without the written approval of UL LLC

10.1.14. TX ABOVE 1 GHz 802.11BE EHT20 MODE IN THE 5.3 GHz BAND

TX ABOVE 1 GHz 802.11be EHT20 26T MODE IN THE 5.3 GHz BAND

2TX CHAIN 0 + CHAIN 1 MODE (Low Gain)

5320 MHz (High BE)

SUMMED BANDEDGE DATA (Pk)

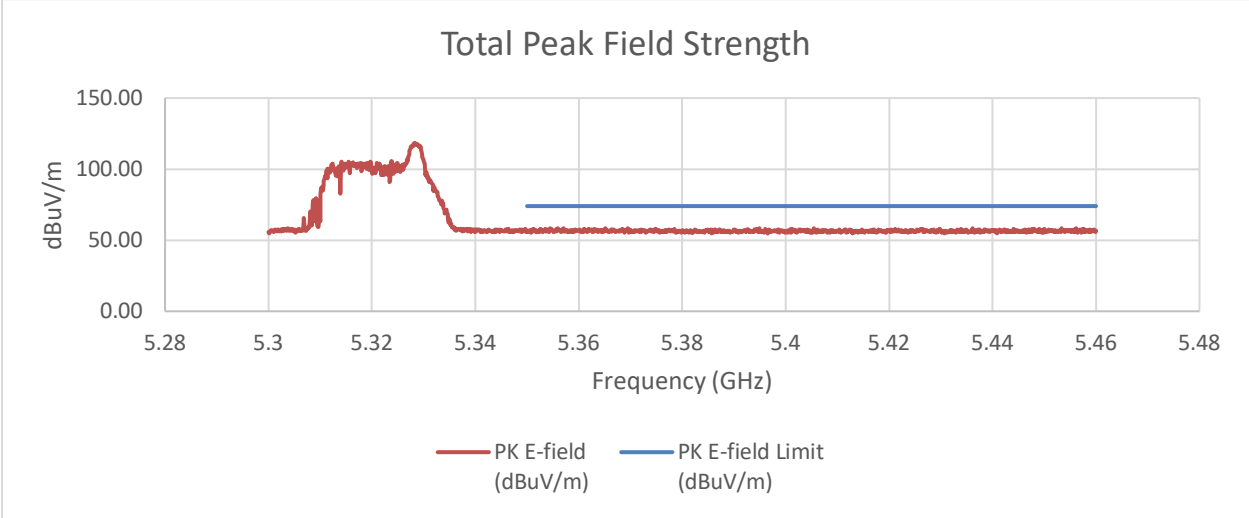

SUMMED BANDEDGE DATA (Av)

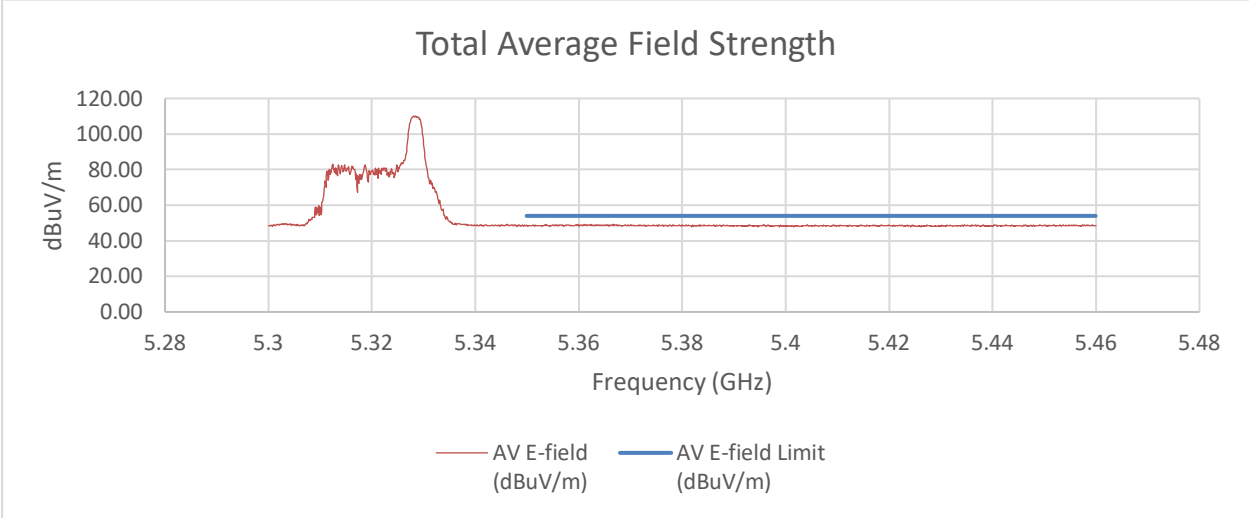

Summed Pk and Av Data at Restricted Band

Frequency (GHz)	PK Reading C1 (dBm)	PK Reading C2 (dBm)	PK EIRP (dBm)	PK E-field (dBuV/m)	PK E-field Limit (dBuV/m)	Margin (dB)
5.35	-50.74	-50.05	-39.16	56.10	74.00	-17.90
Frequency (GHz)	**AV Reading C1 (dBm)**	**AV Reading C2 (dBm)**	**AV EIRP (dBm)**	**AV E-field (dBuV/m)**	**AV E-field Limit (dBuV/m)**	**Margin (dB)**
5.35	-57.99	-57.78	-46.66	48.59	54.00	-5.41

An array gain of 8.21 dBi was used in the calculation of the summed data.

UL LLC
12 Laboratory Drive, Research Triangle Park, NC 27709; USA TEL:(919)549-1400
This report shall not be reproduced except in full, without the written approval of UL LLC

2TX CHAIN 0 + CHAIN 1 MODE (Mid Gain)

5320 MHz (High BE)

SUMMED BANDEDGE DATA (Pk)

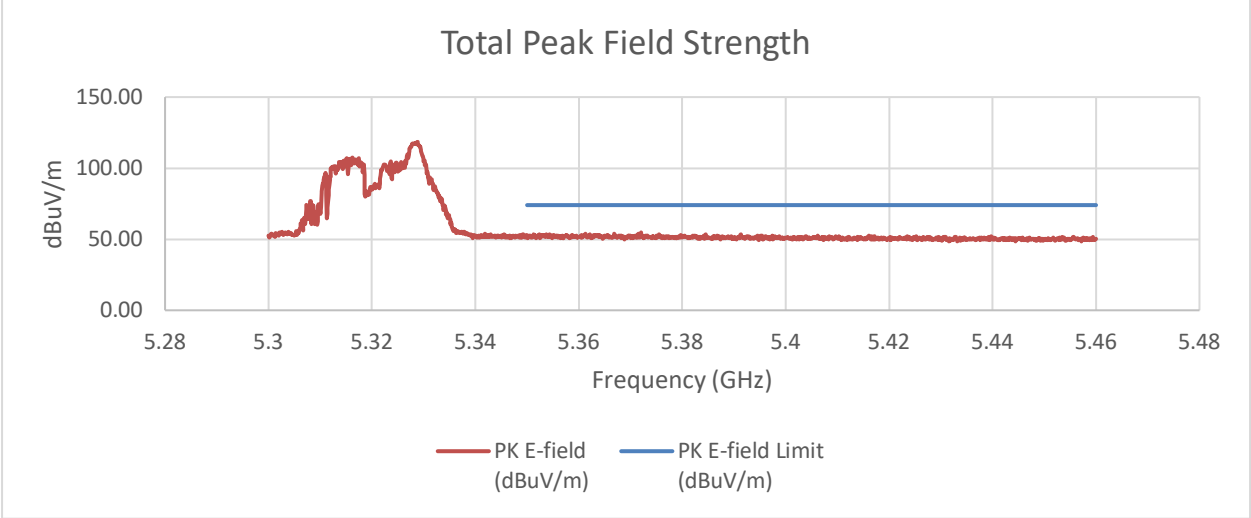

SUMMED BANDEDGE DATA (Av)

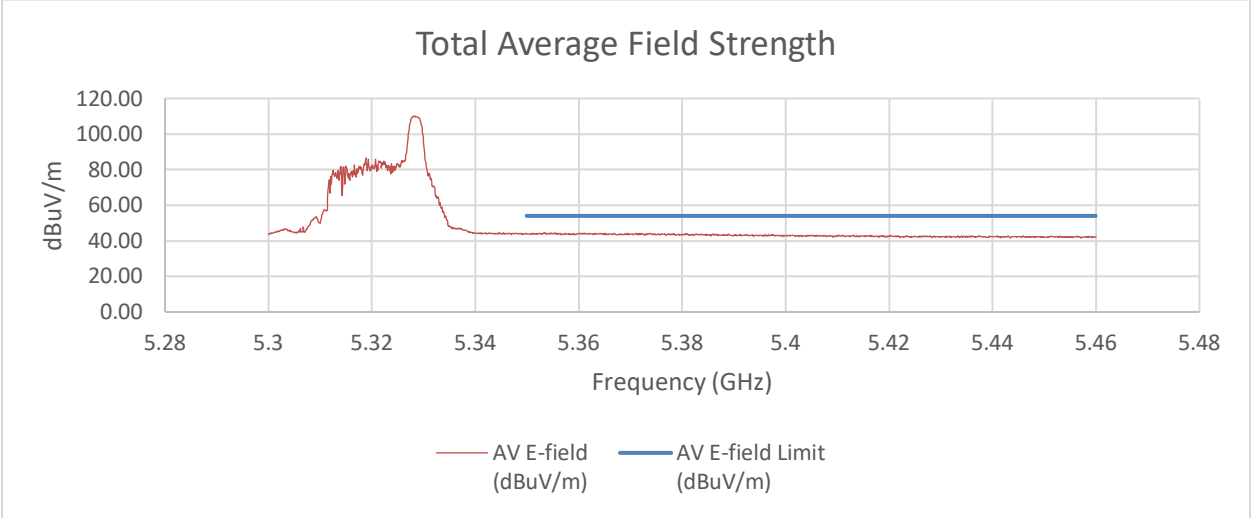

Summed Pk and Av Data at Restricted Band

Frequency (GHz)	PK Reading C1 (dBm)	PK Reading C2 (dBm)	PK EIRP (dBm)	PK E-field (dBuV/m)	PK E-field Limit (dBuV/m)	Margin (dB)
5.35	-56.79	-58.19	-44.11	51.14	74.00	-22.86
Frequency (GHz)	**AV Reading C1 (dBm)**	**AV Reading C2 (dBm)**	**AV EIRP (dBm)**	**AV E-field (dBuV/m)**	**AV E-field Limit (dBuV/m)**	**Margin (dB)**
5.35	-65.02	-64.64	-51.51	43.75	54.00	-10.25

An array gain of 10.31 dBi was used in the calculation of the summed data.

UL LLC
12 Laboratory Drive, Research Triangle Park, NC 27709; USA TEL:(919)549-1400
This report shall not be reproduced except in full, without the written approval of UL LLC

2TX CHAIN 0 + CHAIN 1 MODE (High Gain)

PK MEASUREMENT

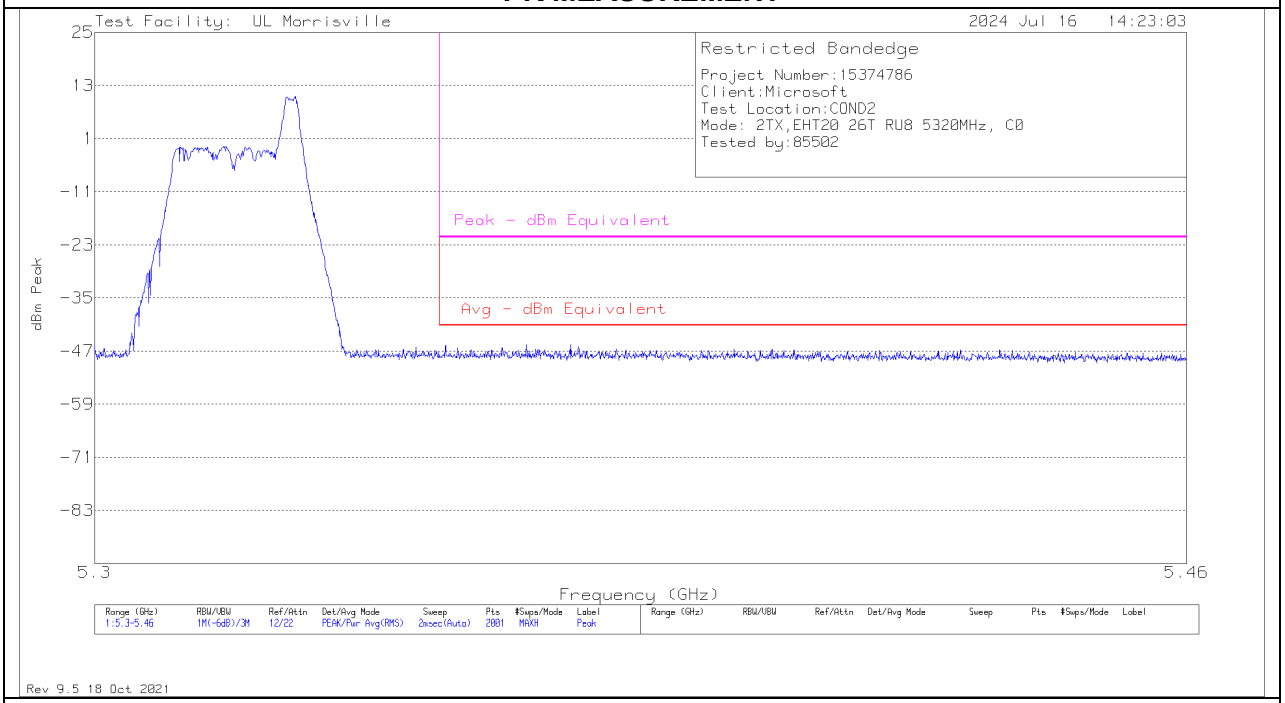

AVERAGE MEASUREMENT

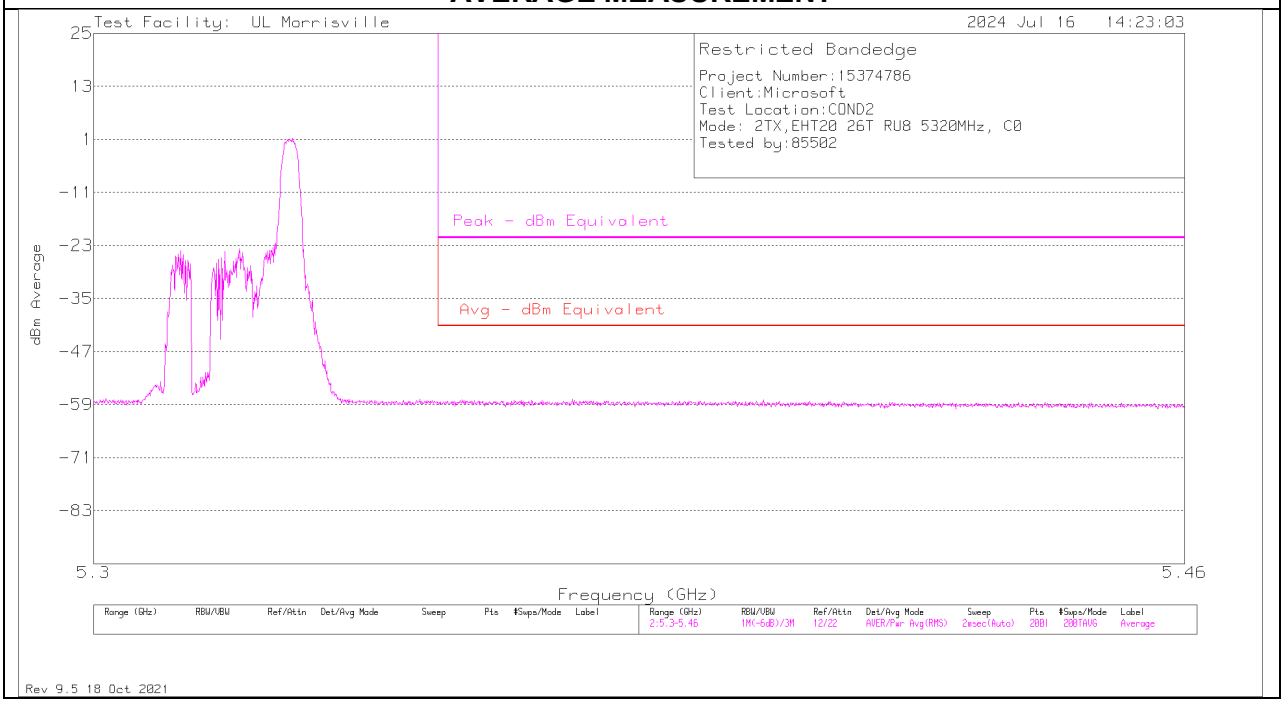

UL LLC
12 Laboratory Drive, Research Triangle Park, NC 27709; USA TEL:(919)549-1400
This report shall not be reproduced except in full, without the written approval of UL LLC

SUMMED BANDEDGE DATA (Pk)

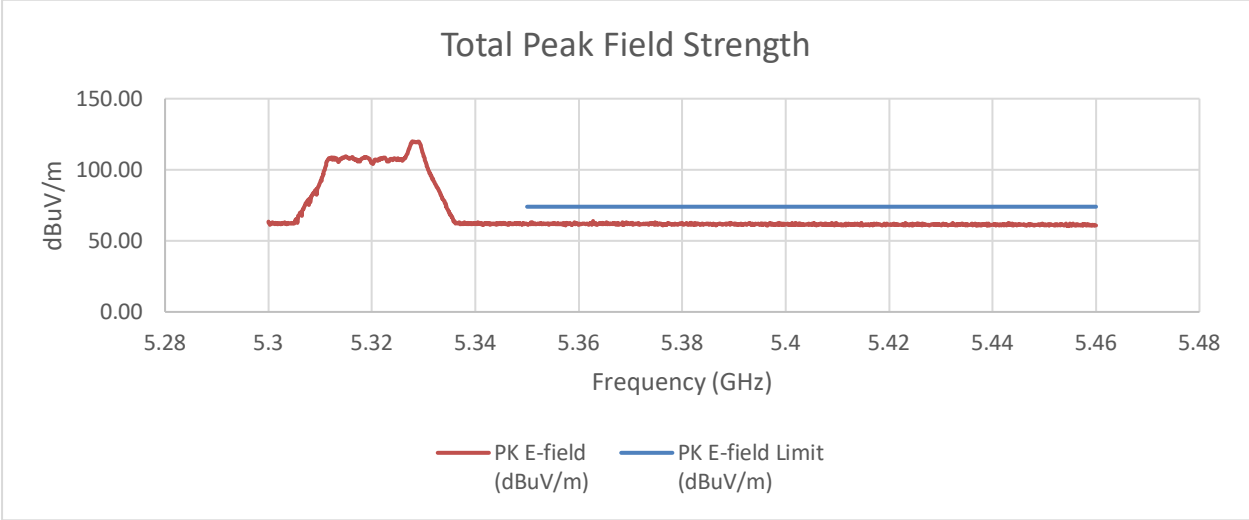

SUMMED BANDEDGE DATA (Av)

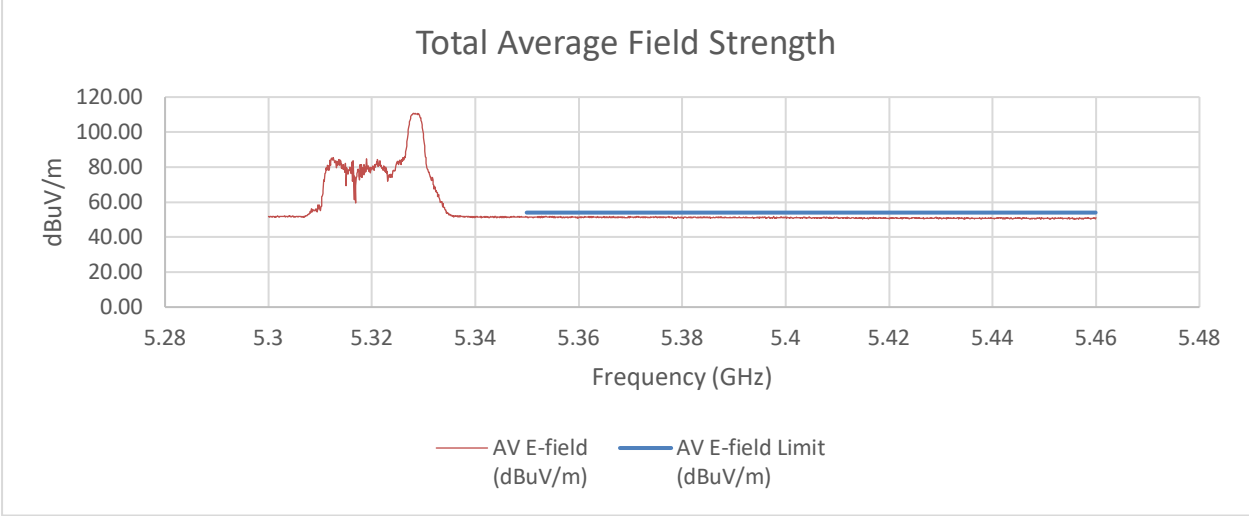

Summed Pk and Av Data at Restricted Band

Frequency (GHz)	PK Reading C1 (dBm)	PK Reading C2 (dBm)	PK EIRP (dBm)	PK E-field (dBuV/m)	PK E-field Limit (dBuV/m)	Margin (dB)
5.35	-48.28	-48.14	-33.53	61.73	74.00	-12.27
Frequency (GHz)	**AV Reading C1 (dBm)**	**AV Reading C2 (dBm)**	**AV EIRP (dBm)**	**AV E-field (dBuV/m)**	**AV E-field Limit (dBuV/m)**	**Margin (dB)**
5.35	-58.51	-58.27	-43.71	51.55	54.00	-2.45

An array gain of 11.67 dBi was used in the calculation of the summed data.

UL LLC
12 Laboratory Drive, Research Triangle Park, NC 27709; USA TEL:(919)549-1400
This report shall not be reproduced except in full, without the written approval of UL LLC

TX ABOVE 1 GHz 802.11be EHT20 52T MODE IN THE 5.3 GHz BAND

2TX CHAIN 0 + CHAIN 1 MODE (Low Gain)

5320 MHz (High BE)

SUMMED BANDEDGE DATA (Pk)

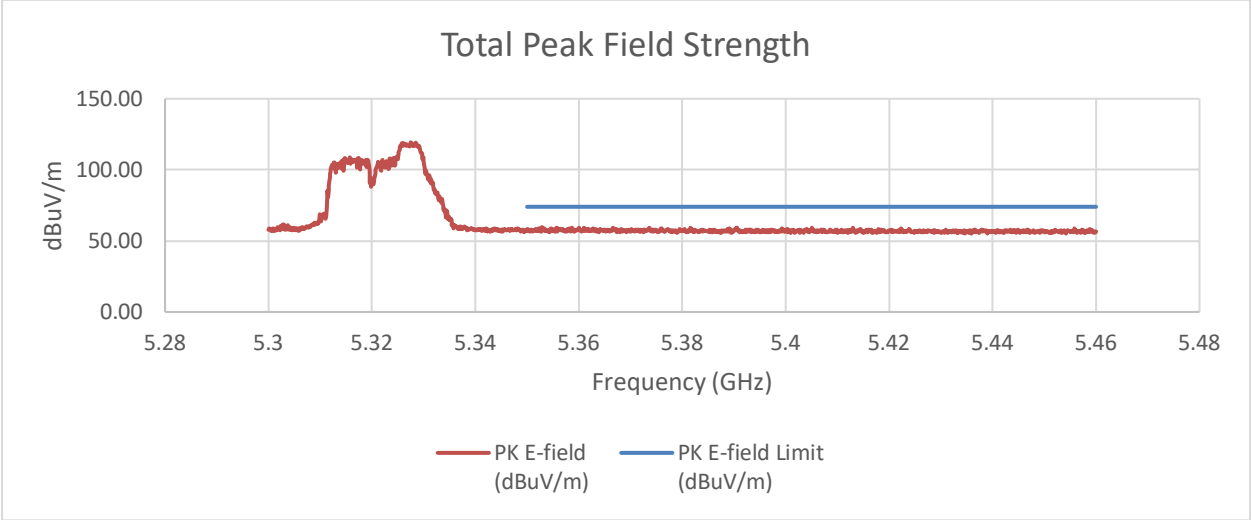

SUMMED BANDEDGE DATA (Av)

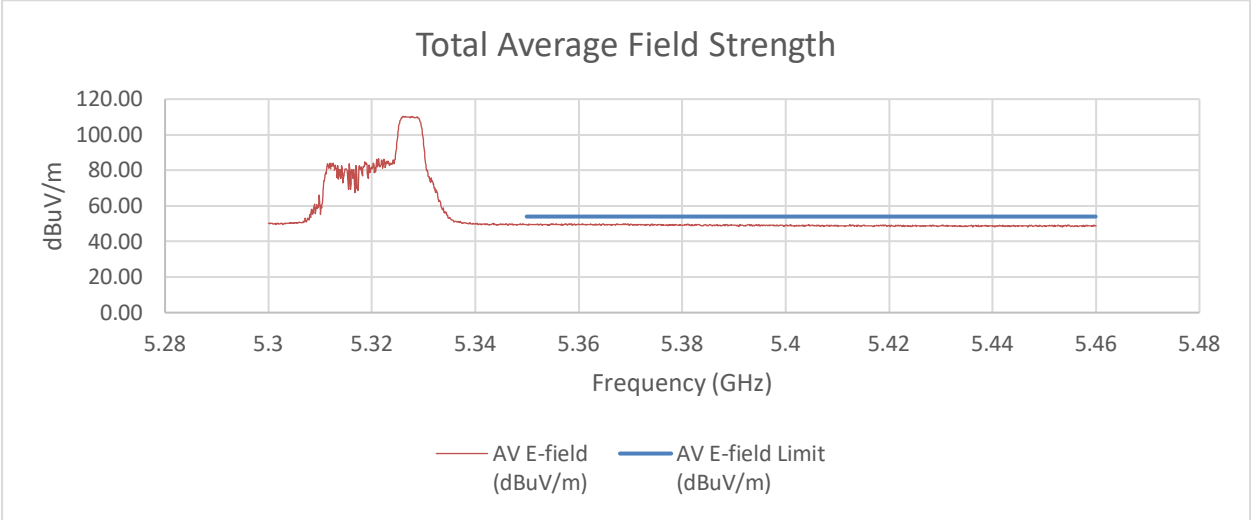

Summed Pk and Av Data at Restricted Band

Frequency (GHz)	PK Reading C1 (dBm)	PK Reading C2 (dBm)	PK EIRP (dBm)	PK E-field (dBuV/m)	PK E-field Limit (dBuV/m)	Margin (dB)
5.35	-48.41	-50.34	-38.05	57.21	74.00	-16.79
Frequency (GHz)	**AV Reading C1 (dBm)**	**AV Reading C2 (dBm)**	**AV EIRP (dBm)**	**AV E-field (dBuV/m)**	**AV E-field Limit (dBuV/m)**	**Margin (dB)**
5.35	-56.86	-57.08	-45.75	49.51	54.00	-4.49

An array gain of 8.21 dBi was used in the calculation of the summed data.

UL LLC
12 Laboratory Drive, Research Triangle Park, NC 27709; USA TEL:(919)549-1400
This report shall not be reproduced except in full, without the written approval of UL LLC

2TX CHAIN 0 + CHAIN 1 MODE (Mid Gain)

5320 MHz (High BE)

SUMMED BANDEDGE DATA (Pk)

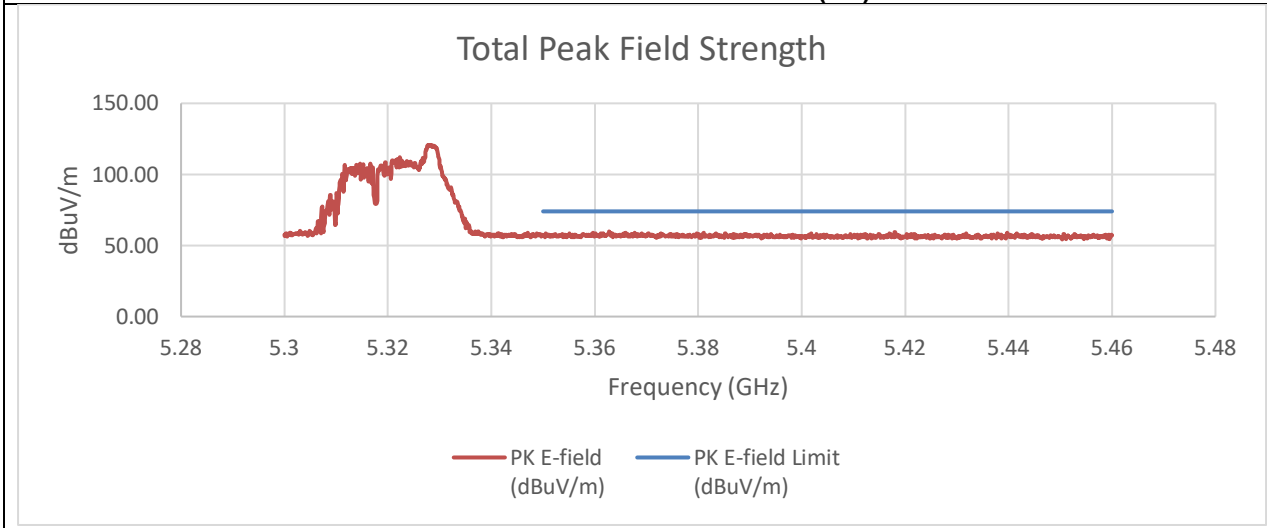

SUMMED BANDEDGE DATA (Av)

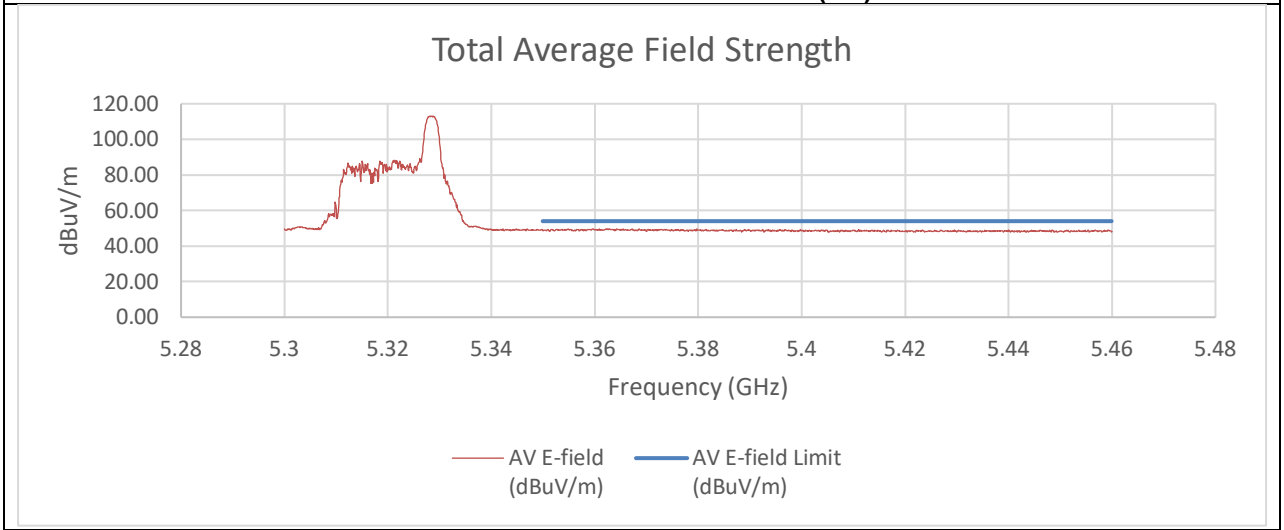

Summed Pk and Av Data at Restricted Band

Frequency (GHz)	PK Reading C1 (dBm)	PK Reading C2 (dBm)	PK EIRP (dBm)	PK E-field (dBuV/m)	PK E-field Limit (dBuV/m)	Margin (dB)
5.35	-48.41	-50.34	-38.05	57.21	74.00	-16.79
Frequency (GHz)	**AV Reading C1 (dBm)**	**AV Reading C2 (dBm)**	**AV EIRP (dBm)**	**AV E-field (dBuV/m)**	**AV E-field Limit (dBuV/m)**	**Margin (dB)**
5.35	-58.01	-63.13	-46.54	48.72	54.00	-5.28

An array gain of 10.31 dBi was used in the calculation of the summed data.

UL LLC
12 Laboratory Drive, Research Triangle Park, NC 27709; USA TEL:(919)549-1400
This report shall not be reproduced except in full, without the written approval of UL LLC

2TX CHAIN 0 + CHAIN 1 MODE (High Gain)

PK MEASUREMENT

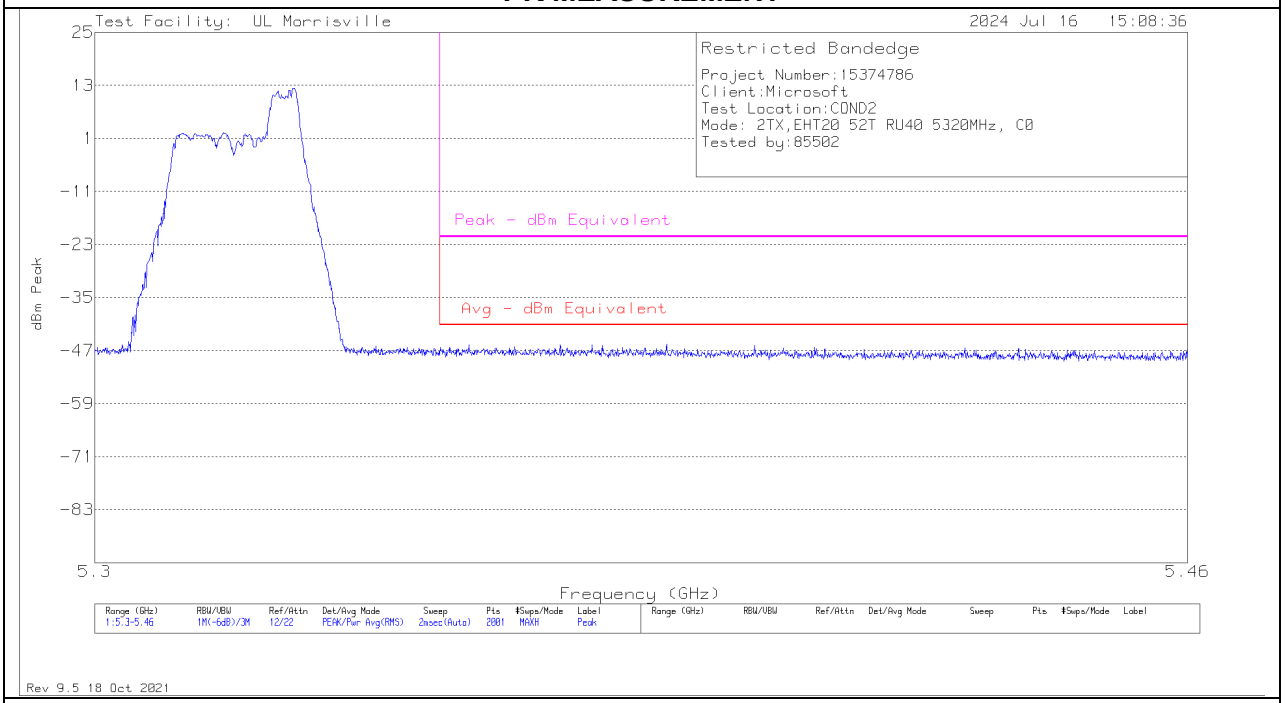

AVERAGE MEASUREMENT

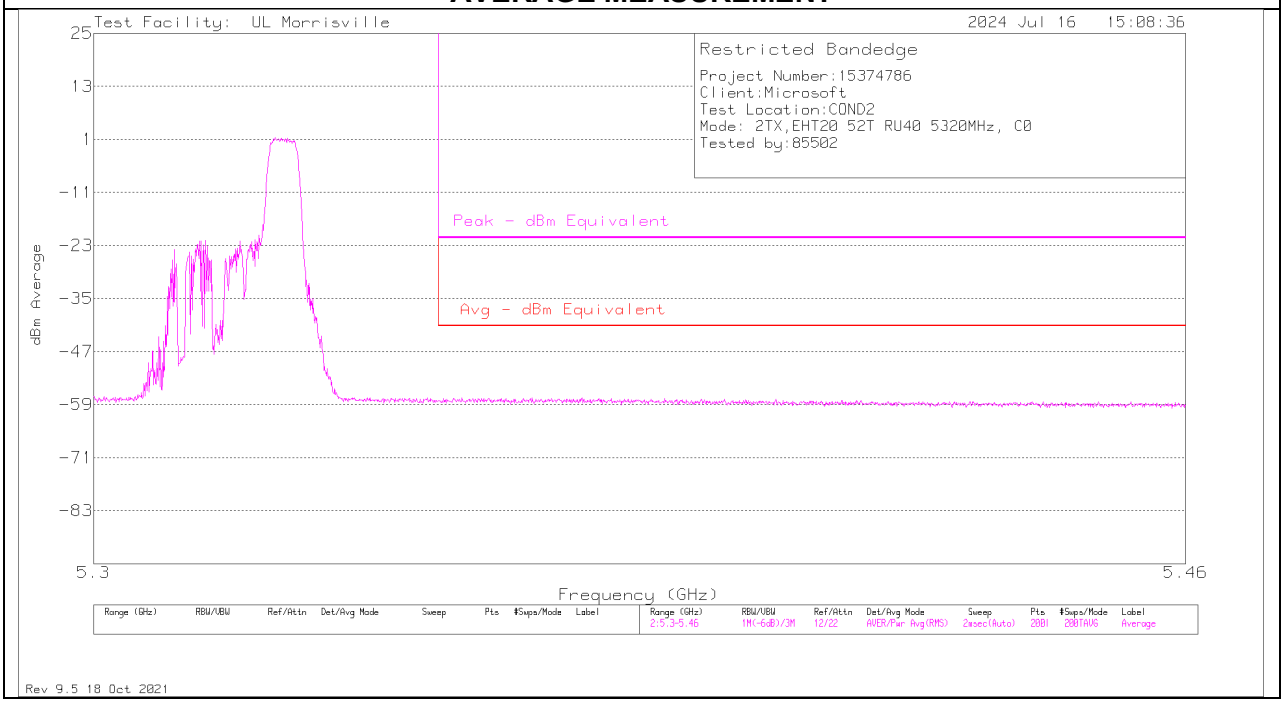

UL LLC
12 Laboratory Drive, Research Triangle Park, NC 27709; USA TEL:(919)549-1400
This report shall not be reproduced except in full, without the written approval of UL LLC

SUMMED BANDEDGE DATA (Pk)

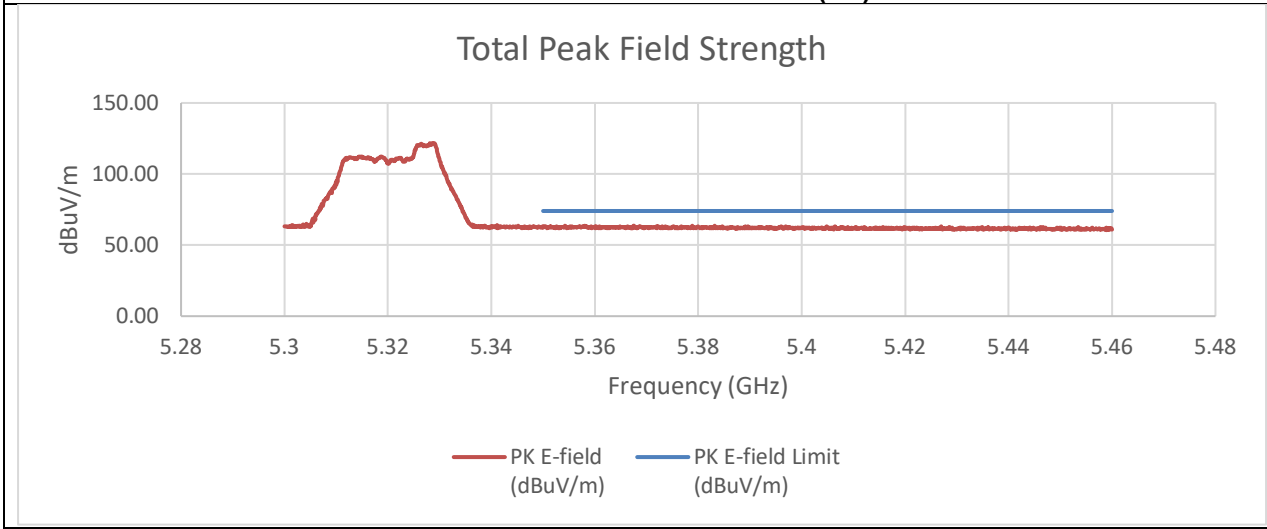

SUMMED BANDEDGE DATA (Av)

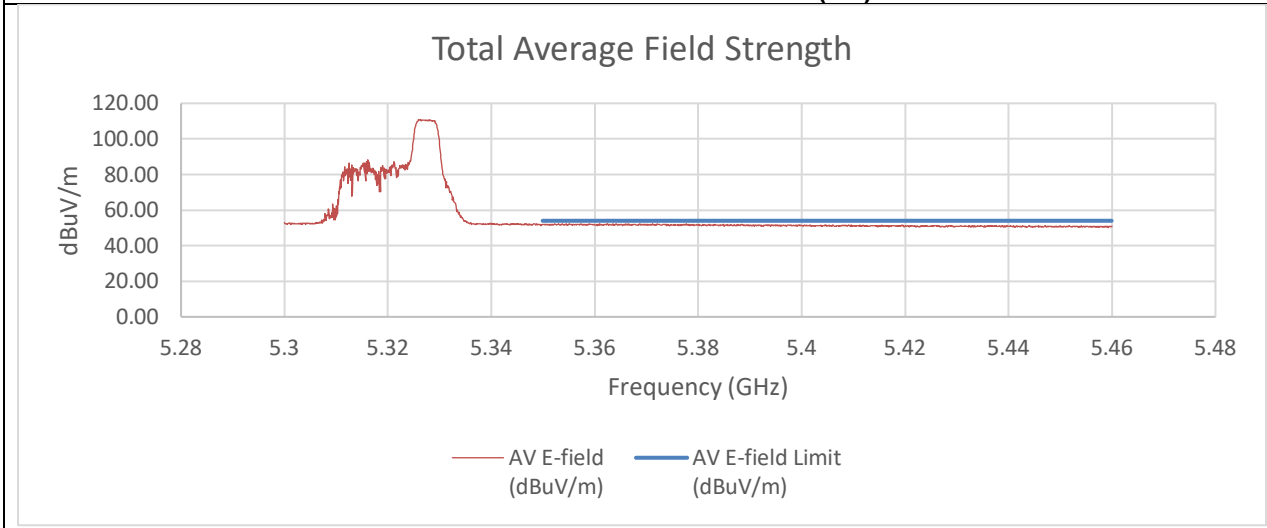

Summed Pk and Av Data at Restricted Band

Frequency (GHz)	PK Reading C1 (dBm)	PK Reading C2 (dBm)	PK EIRP (dBm)	PK E-field (dBuV/m)	PK E-field Limit (dBuV/m)	Margin (dB)
5.35	-48.05	-46.97	-32.80	62.46	74.00	-11.54
Frequency (GHz)	**AV Reading C1 (dBm)**	**AV Reading C2 (dBm)**	**AV EIRP (dBm)**	**AV E-field (dBuV/m)**	**AV E-field Limit (dBuV/m)**	**Margin (dB)**
5.35	-58.08	-57.48	-43.09	52.17	54.00	-1.83

An array gain of 11.67 dBi was used in the calculation of the summed data.

UL LLC
12 Laboratory Drive, Research Triangle Park, NC 27709; USA TEL:(919)549-1400
This report shall not be reproduced except in full, without the written approval of UL LLC

HARMONICS AND SPURIOUS EMISSIONS

LOW CHANNEL RESULTS

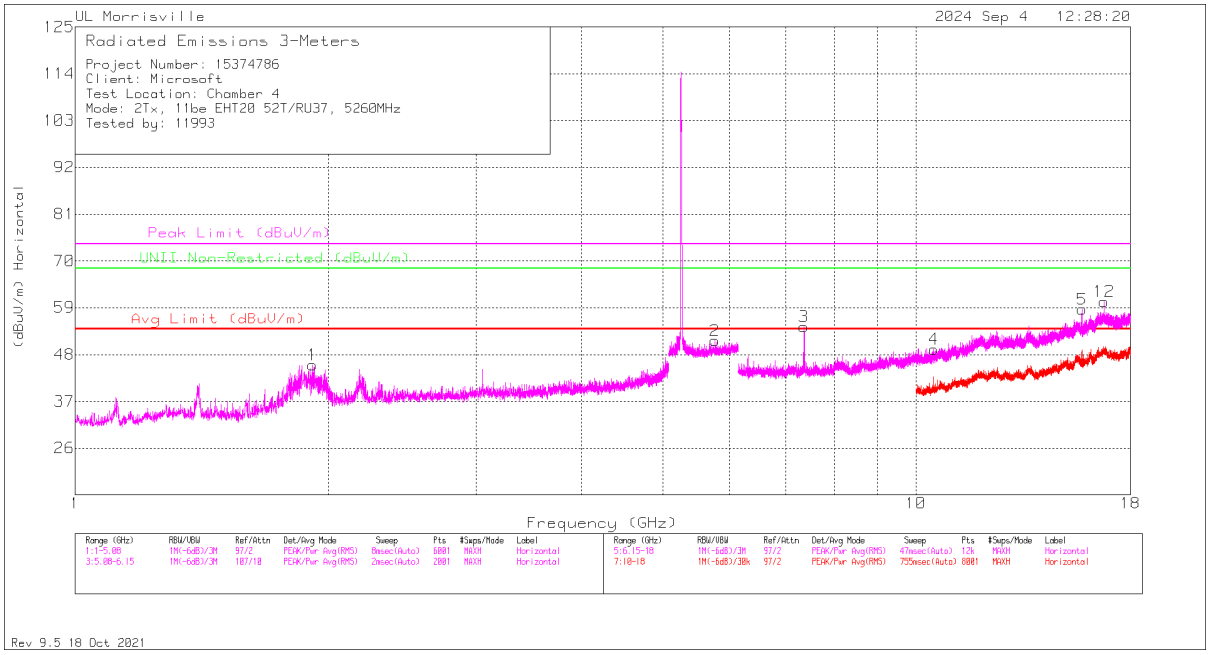

HORIZONTAL

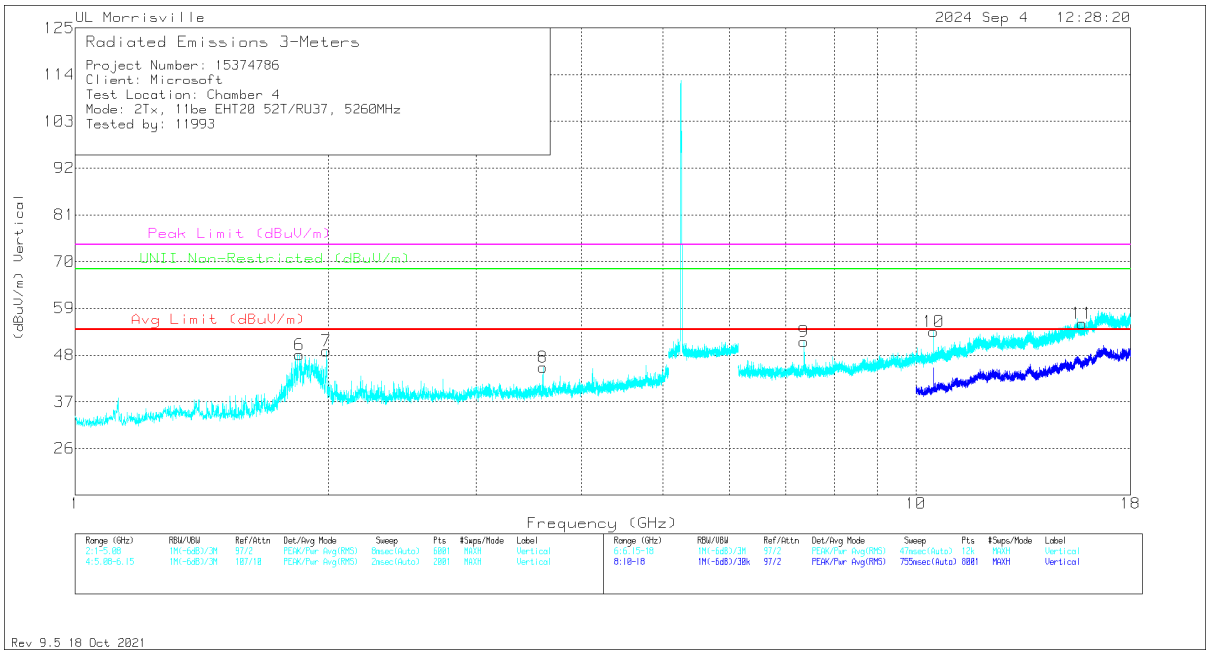

VERTICAL

UL LLC
12 Laboratory Drive, Research Triangle Park, NC 27709; USA TEL:(919)549-1400

This report shall not be reproduced except in full, without the written approval of UL LLC

RADIATED EMISSIONS

Marker	Frequency (GHz)	Meter Reading (dBuV)	Det	89509 ACF (dB/m)	Gain/Loss (dB)	Corrected Reading (dBuV/m)	Avg Limit (dBuV/m)	Margin (dB)	Peak Limit (dBuV/m)	PK Margin (dB)	UNII Non-Restricted (dBuV/m)	PK Margin (dB)	Azimuth (Degs)	Height (cm)	Polarity
1	** 1.91528	50.6	Pk	30.6	-35.6	45.6	54	-8.4	74	-28.4	68.2	-22.6	0-360	100	H
6	** 1.84569	60.45	PK-U	30.5	-35.6	55.35	-	-	74	-18.65	68.2	-12.85	298	210	V
	** 1.84709	35.14	ADV	30.5	-35.7	29.94	54	-24.06	-	-	-	-	298	210	V
8	* ** 3.60032	45.31	Pk	32.9	-33.1	45.11	54	-8.89	74	-28.89	-	-	0-360	200	V
3	* ** 7.35664	48.74	PK-U	35.5	-26.6	57.64	-	-	74	-16.36	-	-	254	233	H
	* ** 7.35574	37.63	ADV	35.5	-26.7	46.43	54	-7.57	-	-	-	-	254	233	H
5	* ** 15.75789	41.11	PK-U	40.4	-18.6	62.91	-	-	74	-11.09	-	-	252	112	H
	* ** 15.75693	26.34	ADV	40.4	-18.5	48.24	54	-5.76	-	-	-	-	252	112	H
9	* ** 7.35647	45.28	PK-U	35.5	-26.6	54.18	-	-	74	-19.82	-	-	220	108	V
	* ** 7.35595	33.79	ADV	35.5	-26.7	42.59	54	-11.41	-	-	-	-	220	108	V
11	* ** 15.75612	36.83	PK-U	40.4	-18.5	58.73	-	-	74	-15.27	-	-	254	158	V
	* ** 15.75563	23.19	ADV	40.4	-18.5	45.09	54	-8.91	-	-	-	-	254	158	V
7	1.99008	53.69	Pk	30.9	-35.6	48.99	-	-	-	-	68.2	-19.21	0-360	200	V
2	5.76855	34.55	Pk	34.7	-18	51.25	-	-	-	-	68.2	-16.95	0-360	100	H
10	10.50586	40.55	Pk	37.6	-24.6	53.55	-	-	-	-	68.2	-14.65	0-360	200	V
4	10.50784	36.28	Pk	37.6	-24.6	49.28	-	-	-	-	68.2	-18.92	0-360	100	H
12	16.73501	35.8	Pk	41.9	-17.2	60.5	-	-	-	-	68.2	-7.7	0-360	100	H

* - indicates frequency in CFR47 Pt 15 / IC RSS-Restricted Band
** - indicates frequency in Taiwan NCC LP0002 Restricted Band
Pk - Peak detector
PK-U - Maximum Peak
ADV - Linear Voltage Average

UL LLC
12 Laboratory Drive, Research Triangle Park, NC 27709; USA TEL:(919)549-1400
This report shall not be reproduced except in full, without the written approval of UL LLC

MID CHANNEL RESULTS

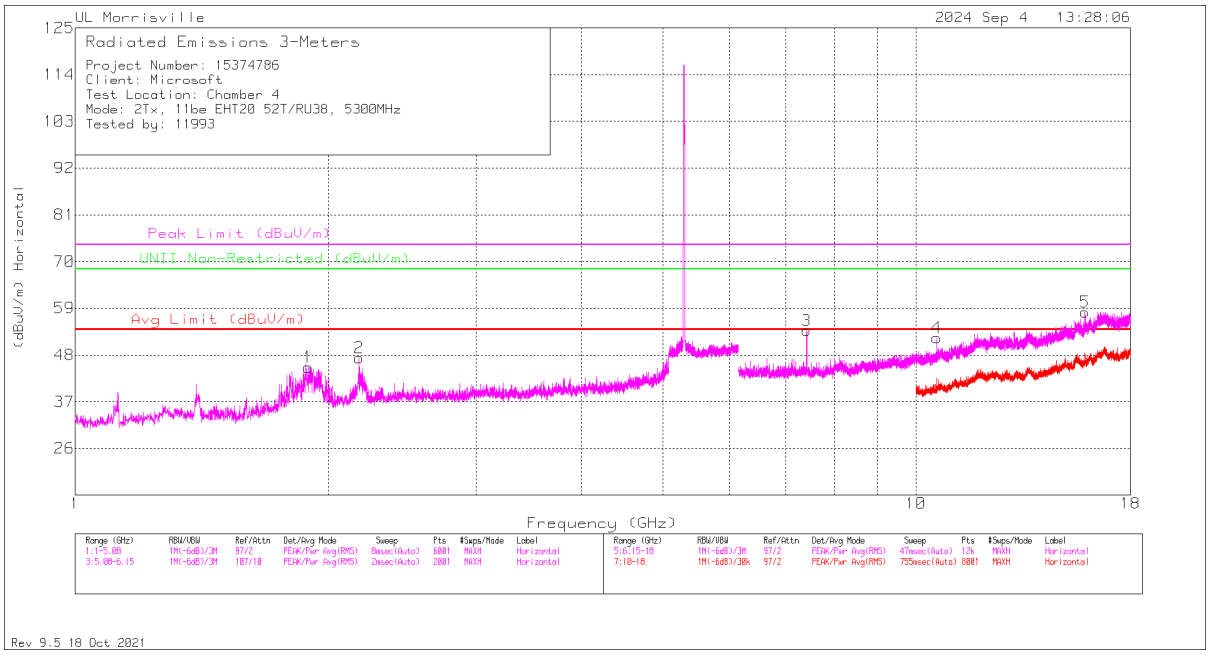

HORIZONTAL

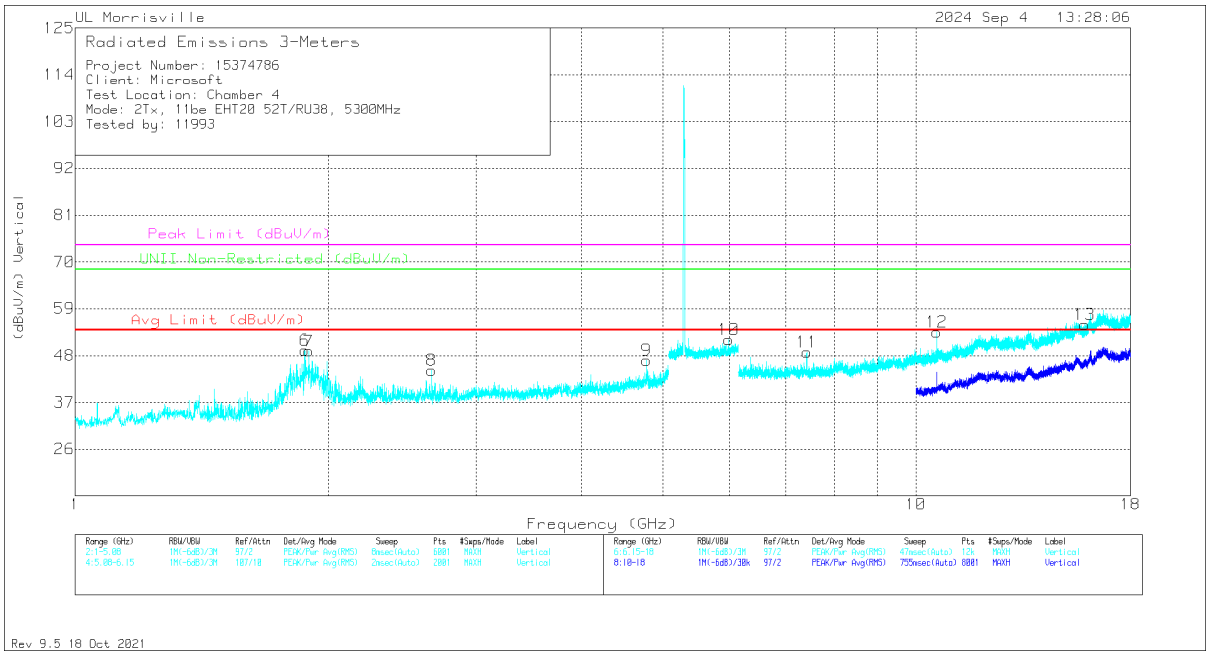

VERTICAL

UL LLC
12 Laboratory Drive, Research Triangle Park, NC 27709; USA TEL:(919)549-1400

This report shall not be reproduced except in full, without the written approval of UL LLC

RADIATED EMISSIONS

Marker	Frequency (GHz)	Meter Reading (dBuV)	Det	89509 ACF (dB/m)	Gain/Loss (dB)	Corrected Reading (dBuV/m)	Avg Limit (dBuV/m)	Margin (dB)	Peak Limit (dBuV/m)	PK Margin (dB)	UNII Non-Restricted (dBuV/m)	PK Margin (dB)	Azimuth (Degs)	Height (cm)	Polarity
1	** 1.89352	50.08	Pk	30.7	-35.6	45.18	54	-8.82	74	-28.82	68.2	-23.02	0-360	100	H
6	** 1.87413	60.72	PK-U	30.7	-35.8	55.62	-	-	74	-18.38	-	-	302	264	V
	** 1.87234	35.28	ADV	30.7	-35.7	30.28	54	-23.72	-	-	-	-	302	264	V
7	** 1.89803	61.14	PK-U	30.8	-35.7	56.24	-	-	74	-17.76	-	-	308	329	V
	** 1.89914	36.27	ADV	30.8	-35.7	31.37	54	-22.63	-	-	-	-	308	329	V
8	* ** 2.6558	47.61	Pk	32.4	-35.5	44.51	54	-9.49	74	-29.49	-	-	0-360	200	V
9	* ** 4.78624	42.75	Pk	34.1	-30	46.85	54	-7.15	74	-27.15	-	-	0-360	200	V
3	* ** 7.41825	47.55	PK-U	35.6	-27.3	55.85	-	-	74	-18.15	-	-	256	239	H
	* ** 7.4177	35.91	ADV	35.6	-27.2	44.31	54	-9.69	-	-	-	-	256	239	H
5	* ** 15.8907	40.06	PK-U	40.6	-17.7	62.96	-	-	74	-11.04	-	-	243	139	H
	* ** 15.8908	25.41	ADV	40.6	-17.7	48.31	54	-5.69	-	-	-	-	243	139	H
11	* ** 7.41779	43.43	PK-U	35.6	-27.2	51.83	-	-	74	-22.17	-	-	0	221	V
	* ** 7.4175	31.49	ADV	35.6	-27.2	39.89	54	-14.11	-	-	-	-	0	221	V
13	* ** 15.8894	34.72	PK-U	40.6	-17.7	57.62	-	-	74	-16.38	-	-	172	213	V
	* ** 15.8889	22.15	ADV	40.6	-17.7	45.05	54	-8.95	-	-	-	-	172	213	V
2	2.17708	51.41	Pk	31.6	-35.7	47.31	-	-	-	-	68.2	-20.89	0-360	100	H
10	5.98576	34.78	Pk	35	-18	51.78	-	-	-	-	68.2	-16.42	0-360	200	V
4	10.59178	39.1	Pk	37.6	-24.6	52.1	-	-	-	-	68.2	-16.1	0-360	100	H
12	10.59178	40.5	Pk	37.6	-24.6	53.5	-	-	-	-	68.2	-14.7	0-360	200	V

* - indicates frequency in CFR47 Pt 15 / IC RSS-Restricted Band
** - indicates frequency in Taiwan NCC LP0002 Restricted Band
Pk - Peak detector
PK-U - Maximum Peak
ADV - Linear Voltage Average

UL LLC
12 Laboratory Drive, Research Triangle Park, NC 27709; USA TEL:(919)549-1400
This report shall not be reproduced except in full, without the written approval of UL LLC

HIGH CHANNEL RESULTS

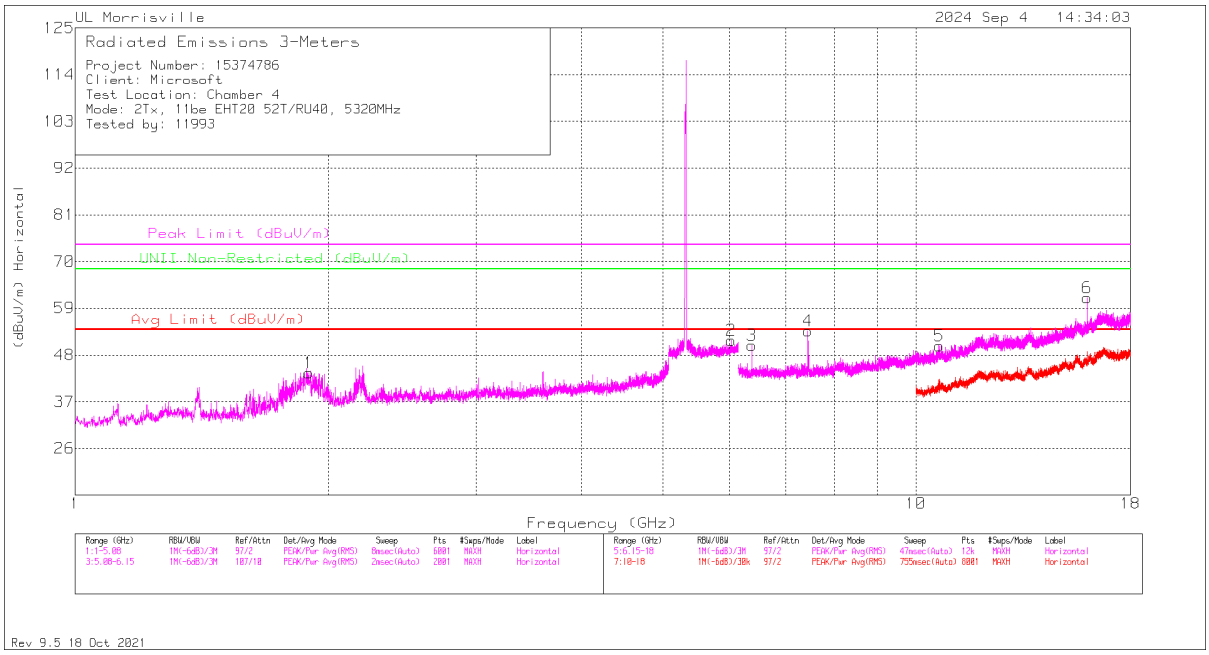

HORIZONTAL

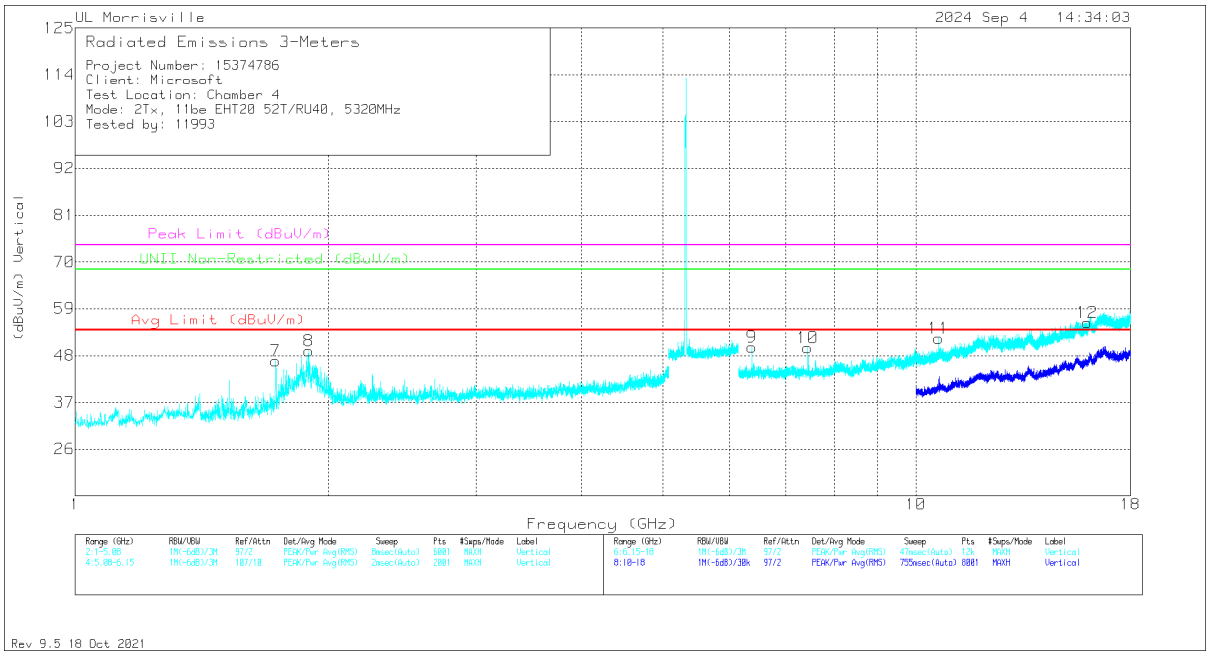

VERTICAL

UL LLC
12 Laboratory Drive, Research Triangle Park, NC 27709; USA TEL:(919)549-1400

This report shall not be reproduced except in full, without the written approval of UL LLC

RADIATED EMISSIONS

Marker	Frequency (GHz)	Meter Reading (dBuV)	Det	89509 ACF (dB/m)	Gain/Loss (dB)	Corrected Reading (dBuV/m)	Avg Limit (dBuV/m)	Margin (dB)	Peak Limit (dBuV/m)	PK Margin (dB)	UNII Non-Restricted (dBuV/m)	PK Margin (dB)	Azimuth (Degs)	Height (cm)	Polarity
1	** 1.89556	48.69	Pk	30.8	-35.7	43.79	54	-10.21	74	-30.21	68.2	-24.41	0-360	100	H
7	** 1.73168	52.93	Pk	29.4	-35.6	46.73	54	-7.27	74	-27.27	68.2	-21.47	0-360	200	V
8	** 1.89877	60.58	PK-U	30.8	-35.7	55.68	-	-	74	-18.32	-	-	285	324	V
	** 1.89889	36.39	ADV	30.8	-35.7	31.49	54	-22.51	-	-	-	-	285	324	V
4	* ** 7.43969	48.22	PK-U	35.7	-27.4	56.52	-	-	74	-17.48	-	-	256	256	H
	* ** 7.44057	36.53	ADV	35.7	-27.5	44.73	54	-9.27	-	-	-	-	256	256	H
5	* ** 10.65234	40.34	PK-U	37.7	-24.2	53.84	-	-	74	-20.16	-	-	249	146	H
	* ** 10.65467	26.77	ADV	37.7	-24.3	40.17	54	-13.83	-	-	-	-	249	146	H
6	* ** 15.97822	40.73	PK-U	40.7	-18.6	62.83	-	-	74	-11.17	-	-	207	145	H
	* ** 15.98027	24.19	ADV	40.7	-18.5	46.39	54	-7.61	-	-	-	-	207	145	H
10	* ** 7.44023	43.67	PK-U	35.7	-27.5	51.87	-	-	74	-22.13	-	-	12	193	V
	* ** 7.44016	32.12	ADV	35.7	-27.5	40.32	54	-13.68	-	-	-	-	12	193	V
11	* ** 10.65208	42.46	PK-U	37.7	-24.2	55.96	-	-	74	-18.04	-	-	207	176	V
	* ** 10.65405	28.26	ADV	37.7	-24.2	41.76	54	-12.24	-	-	-	-	207	176	V
12	* ** 15.98293	34.83	PK-U	40.7	-18.5	57.03	-	-	74	-16.97	-	-	195	230	V
	* ** 15.98298	22.36	ADV	40.7	-18.5	44.56	54	-9.44	-	-	-	-	195	230	V
2	6.02749	34.16	Pk	35.1	-17.8	51.46	-	-	-	-	68.2	-16.74	0-360	100	H
3	6.38305	43.11	Pk	35.4	-28.2	50.31	-	-	-	-	68.2	-17.89	0-360	100	H
9	6.38404	42.83	Pk	35.4	-28.2	50.03	-	-	-	-	68.2	-18.17	0-360	200	V

* - indicates frequency in CFR47 Pt 15 / IC RSS-Restricted Band
** - indicates frequency in Taiwan NCC LP0002 Restricted Band
Pk - Peak detector
PK-U - Maximum Peak
ADV - Linear Voltage Average

UL LLC
12 Laboratory Drive, Research Triangle Park, NC 27709; USA TEL:(919)549-1400
This report shall not be reproduced except in full, without the written approval of UL LLC

TX ABOVE 1 GHz 802.11be EHT20 52T+26T MODE IN THE 5.3 GHz BAND

2TX CHAIN 0 + CHAIN 1 MODE (Low Gain)

5320 MHz (High BE)

SUMMED BANDEDGE DATA (Pk)

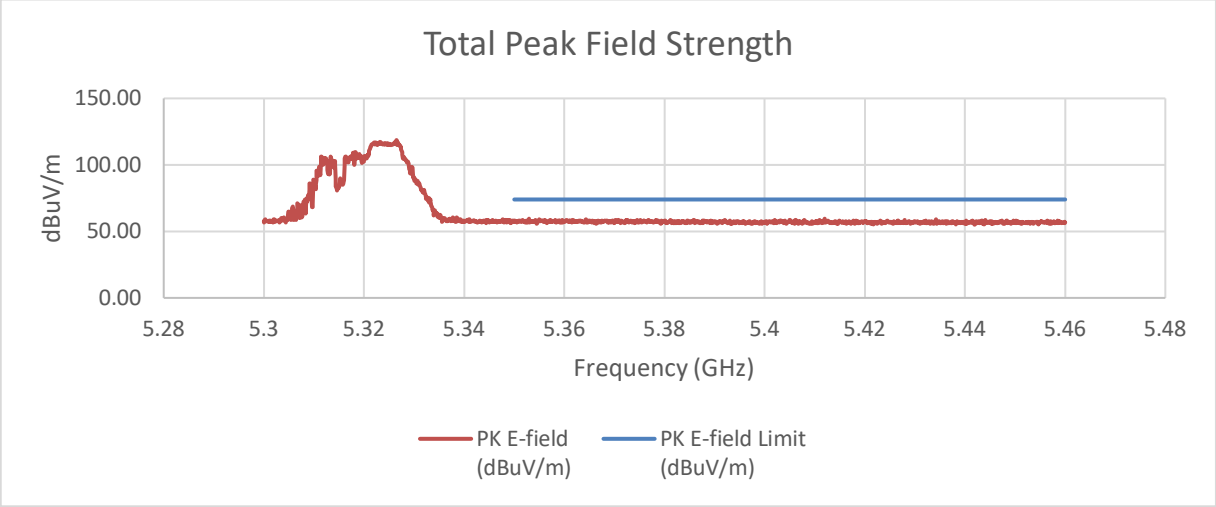

SUMMED BANDEDGE DATA (Av)

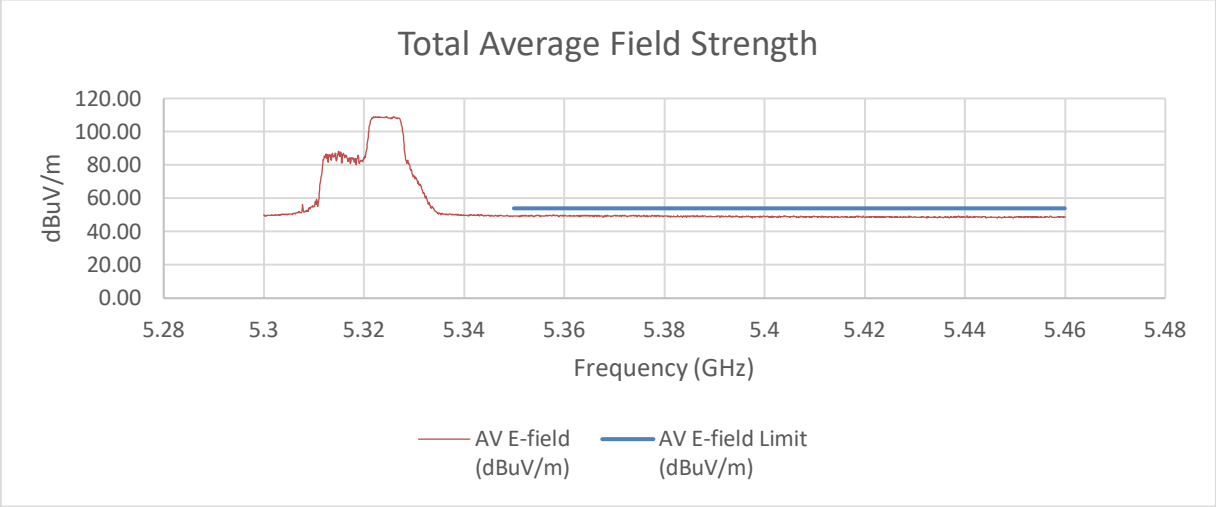

Summed Pk and Av Data at Restricted Band

Frequency (GHz)	PK Reading C1 (dBm)	PK Reading C2 (dBm)	PK EIRP (dBm)	PK E-field (dBuV/m)	PK E-field Limit (dBuV/m)	Margin (dB)
5.35	-48.99	-49.36	-37.95	57.31	74.00	-16.69
Frequency (GHz)	**AV Reading C1 (dBm)**	**AV Reading C2 (dBm)**	**AV EIRP (dBm)**	**AV E-field (dBuV/m)**	**AV E-field Limit (dBuV/m)**	**Margin (dB)**
5.35	-57.00	-57.28	-45.92	49.34	54.00	-4.66

An array gain of 8.21 dBi was used in the calculation of the summed data.

UL LLC
12 Laboratory Drive, Research Triangle Park, NC 27709; USA TEL:(919)549-1400
This report shall not be reproduced except in full, without the written approval of UL LLC

2TX CHAIN 0 + CHAIN 1 MODE (Mid Gain)

5320 MHz (High BE)

SUMMED BANDEDGE DATA (Pk)

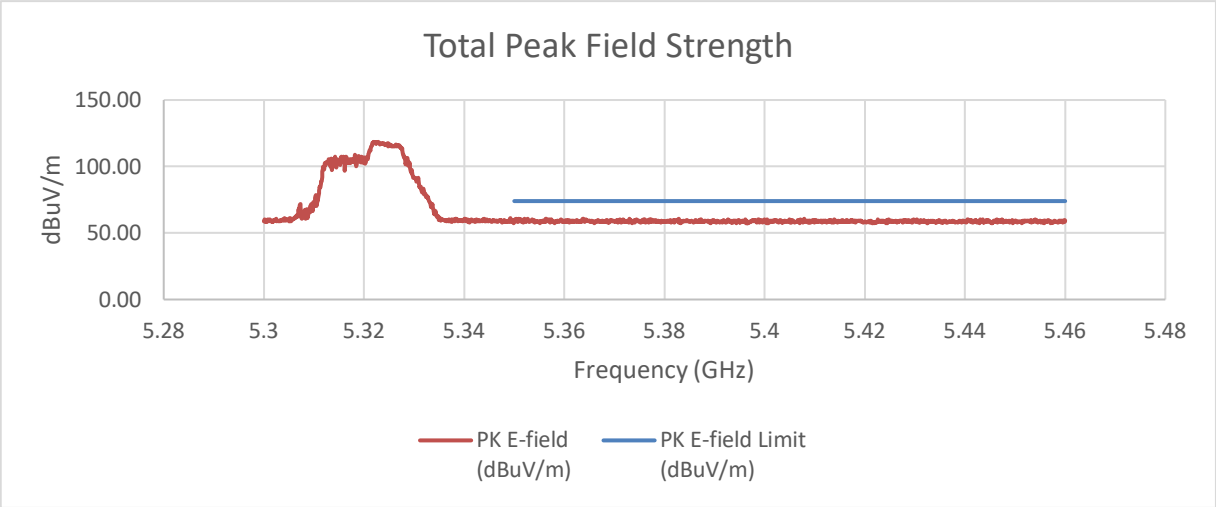

SUMMED BANDEDGE DATA (Av)

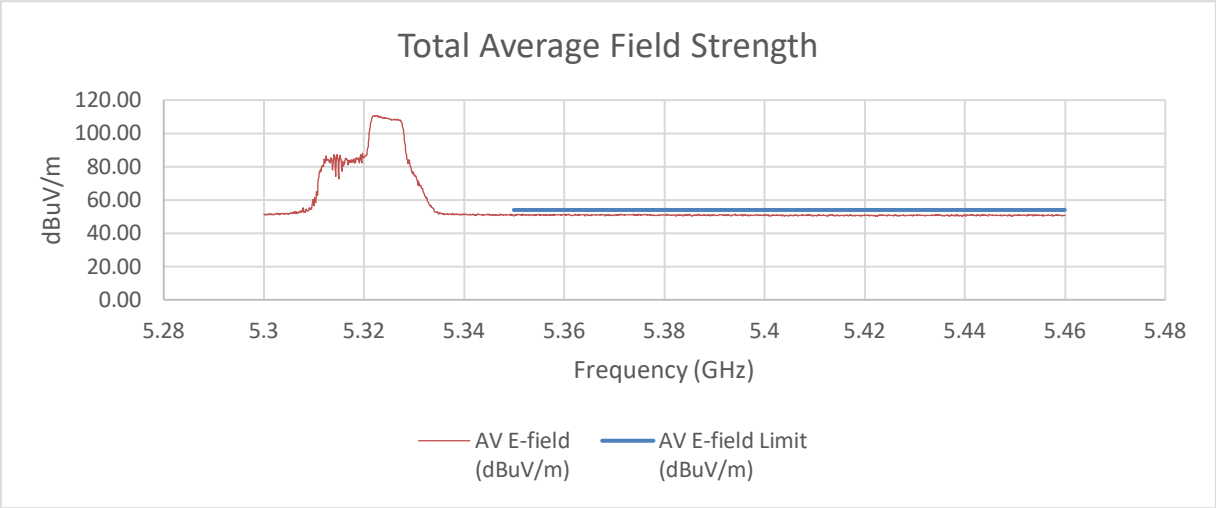

Summed Pk and Av Data at Restricted Band

Frequency (GHz)	PK Reading C1 (dBm)	PK Reading C2 (dBm)	PK EIRP (dBm)	PK E-field (dBuV/m)	PK E-field Limit (dBuV/m)	Margin (dB)
5.35	-49.49	-51.05	-36.88	58.38	74.00	-15.62
Frequency (GHz)	**AV Reading C1 (dBm)**	**AV Reading C2 (dBm)**	**AV EIRP (dBm)**	**AV E-field (dBuV/m)**	**AV E-field Limit (dBuV/m)**	**Margin (dB)**
5.35	-58.05	-57.92	-44.66	50.59	54.00	-3.41

An array gain of 10.31 dBi was used in the calculation of the summed data.

UL LLC
12 Laboratory Drive, Research Triangle Park, NC 27709; USA TEL:(919)549-1400
This report shall not be reproduced except in full, without the written approval of UL LLC

2TX CHAIN 0 + CHAIN 1 MODE (High Gain)

PK MEASUREMENT

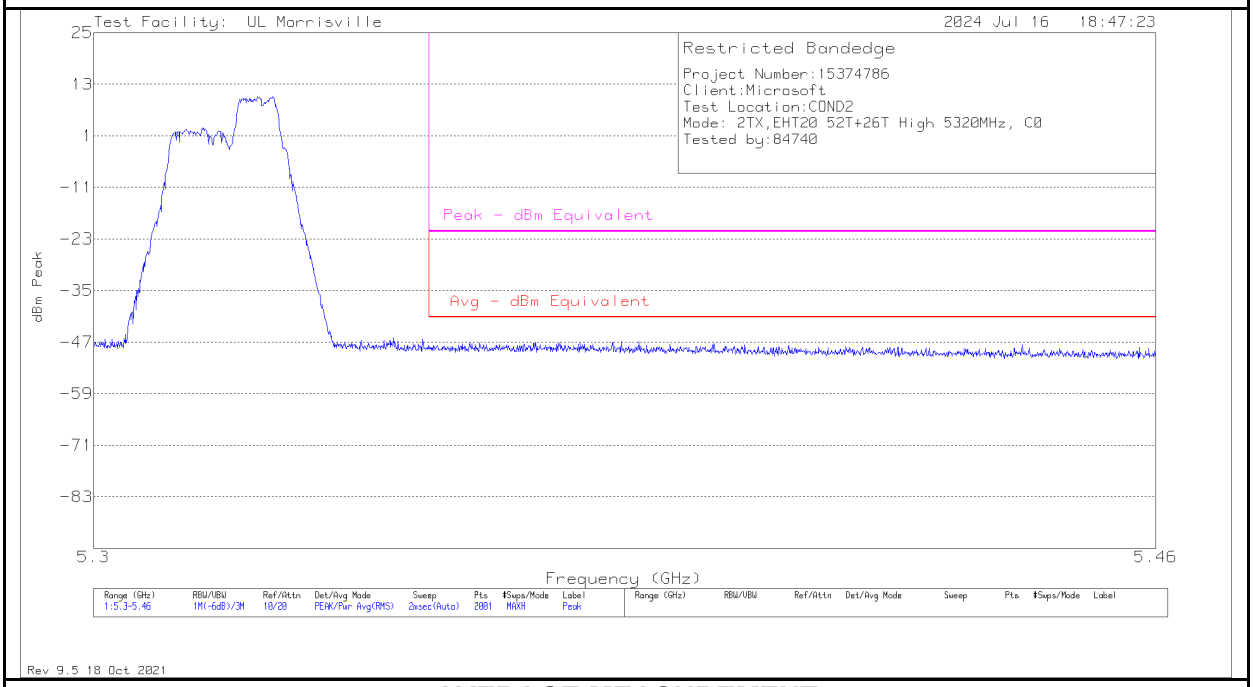

AVERAGE MEASUREMENT

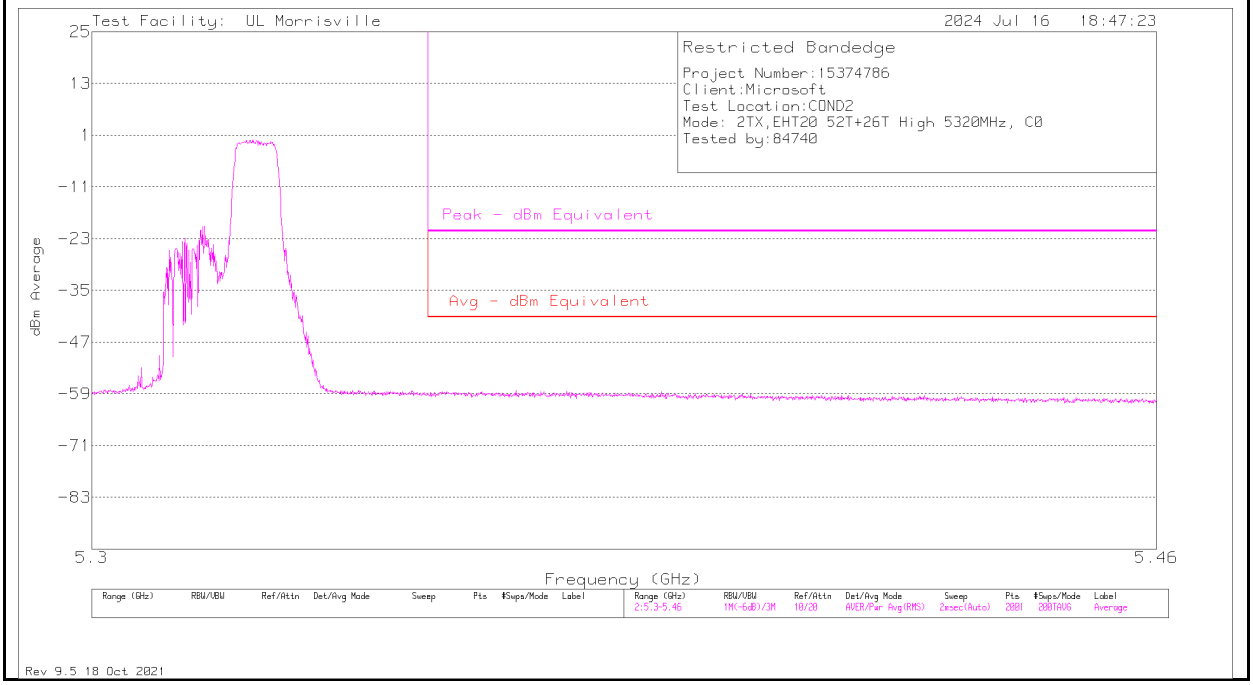

UL LLC
12 Laboratory Drive, Research Triangle Park, NC 27709; USA TEL:(919)549-1400
This report shall not be reproduced except in full, without the written approval of UL LLC

SUMMED BANDEDGE DATA (Pk)

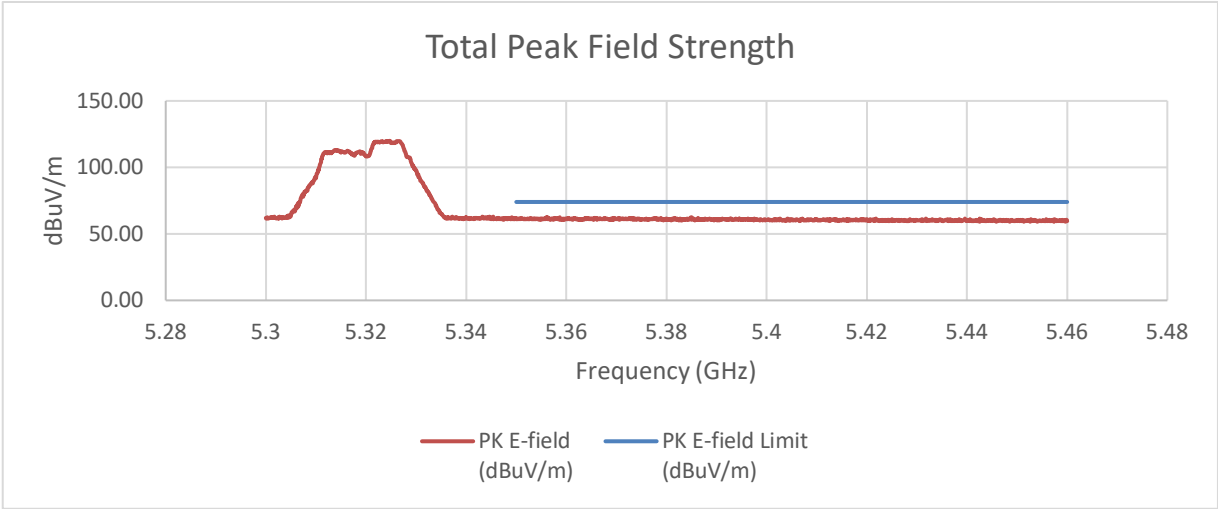

SUMMED BANDEDGE DATA (Av)

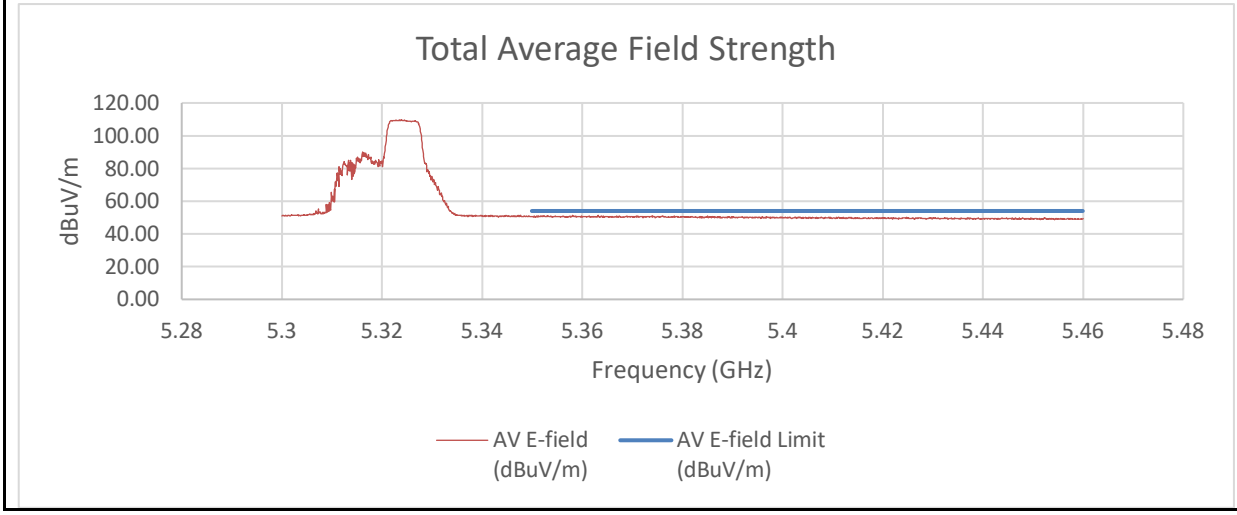

Summed Pk and Av Data at Restricted Band

Frequency (GHz)	PK Reading C1 (dBm)	PK Reading C2 (dBm)	PK EIRP (dBm)	PK E-field (dBuV/m)	PK E-field Limit (dBuV/m)	Margin (dB)
5.35	-48.71	-48.79	-34.07	61.19	74.00	-12.81
Frequency (GHz)	**AV Reading C1 (dBm)**	**AV Reading C2 (dBm)**	**AV EIRP (dBm)**	**AV E-field (dBuV/m)**	**AV E-field Limit (dBuV/m)**	**Margin (dB)**
5.35	-58.85	-59.53	-44.50	50.76	54.00	-3.24

An array gain of 11.67 dBi was used in the calculation of the summed data.

UL LLC
12 Laboratory Drive, Research Triangle Park, NC 27709; USA TEL:(919)549-1400
This report shall not be reproduced except in full, without the written approval of UL LLC

TX ABOVE 1 GHz 802.11be EHT20 106T MODE IN THE 5.3 GHz BAND

2TX CHAIN 0 + CHAIN 1 MODE (Low Gain)

5320 MHz (High BE)

SUMMED BANDEDGE DATA (Pk)

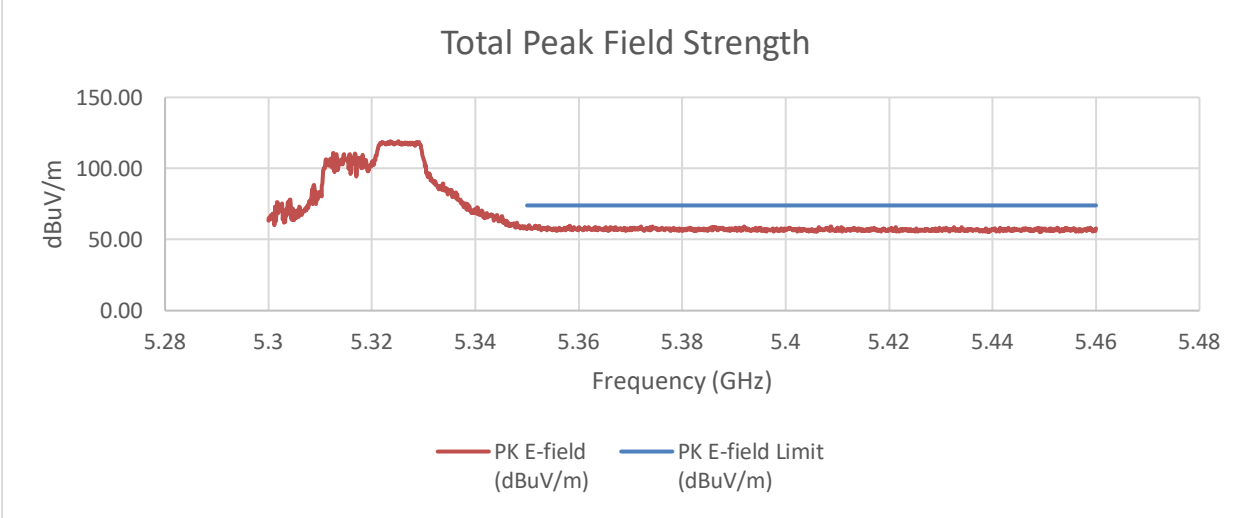

SUMMED BANDEDGE DATA (Av)

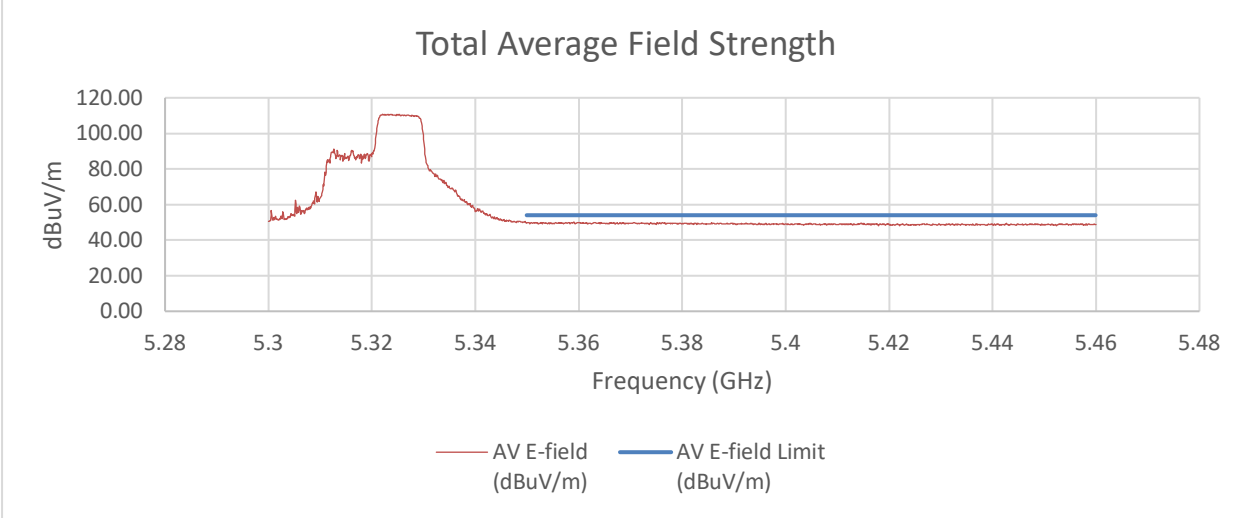

Summed Pk and Av Data at Restricted Band

Frequency (GHz)	PK Reading C1 (dBm)	PK Reading C2 (dBm)	PK EIRP (dBm)	PK E-field (dBuV/m)	PK E-field Limit (dBuV/m)	Margin (dB)
5.35	-48.15	-47.63	-36.66	58.60	74.00	-15.40
Frequency (GHz)	**AV Reading C1 (dBm)**	**AV Reading C2 (dBm)**	**AV EIRP (dBm)**	**AV E-field (dBuV/m)**	**AV E-field Limit (dBuV/m)**	**Margin (dB)**
5.35	-56.82	-56.36	-45.36	49.89	54.00	-4.11

An array gain of 8.21 dBi was used in the calculation of the summed data.

UL LLC
12 Laboratory Drive, Research Triangle Park, NC 27709; USA TEL:(919)549-1400
This report shall not be reproduced except in full, without the written approval of UL LLC

2TX CHAIN 0 + CHAIN 1 MODE (Mid Gain)

5320 MHz (High BE)

SUMMED BANDEDGE DATA (Pk)

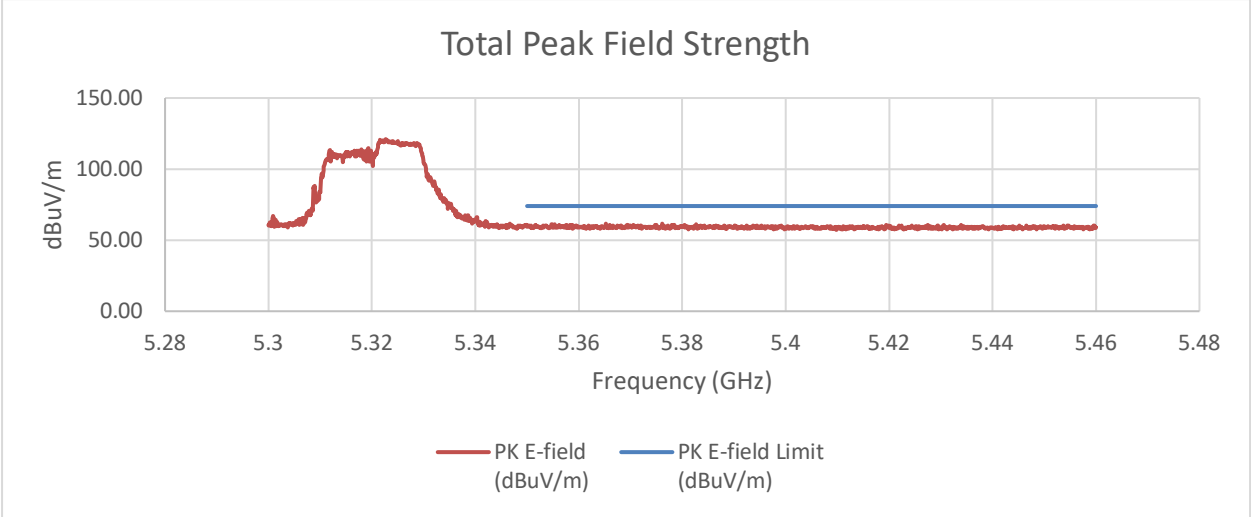

SUMMED BANDEDGE DATA (Av)

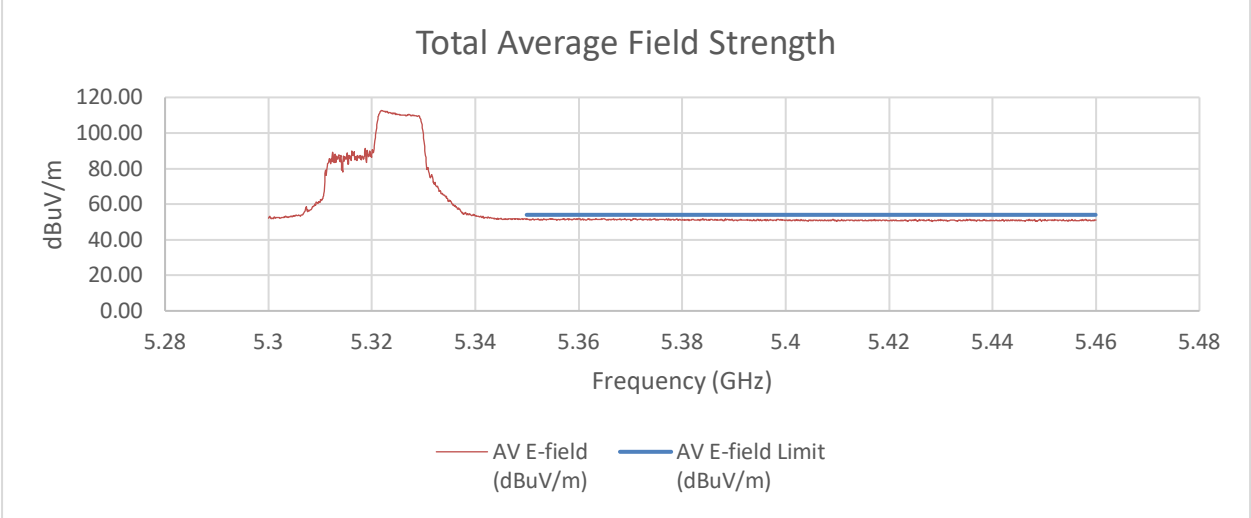

Summed Pk and Av Data at Restricted Band

Frequency (GHz)	PK Reading C1 (dBm)	PK Reading C2 (dBm)	PK EIRP (dBm)	PK E-field (dBuV/m)	PK E-field Limit (dBuV/m)	Margin (dB)
5.35	-50.53	-48.33	-35.97	59.29	74.00	-14.71
Frequency (GHz)	**AV Reading C1 (dBm)**	**AV Reading C2 (dBm)**	**AV EIRP (dBm)**	**AV E-field (dBuV/m)**	**AV E-field Limit (dBuV/m)**	**Margin (dB)**
5.35	-57.15	-56.70	-43.60	51.66	54.00	-2.34

An array gain of 10.31 dBi was used in the calculation of the summed data.

UL LLC
12 Laboratory Drive, Research Triangle Park, NC 27709; USA TEL:(919)549-1400
This report shall not be reproduced except in full, without the written approval of UL LLC

2TX CHAIN 0 + CHAIN 1 MODE (High Gain)

PK MEASUREMENT

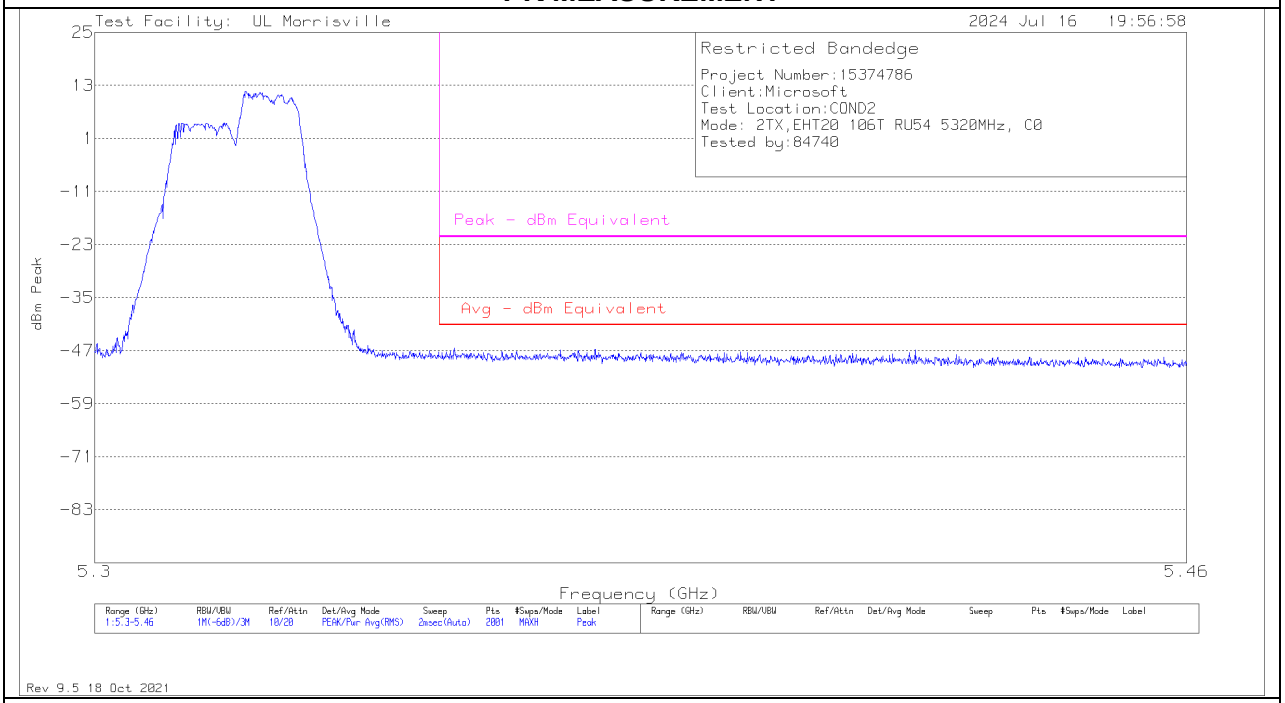

AVERAGE MEASUREMENT

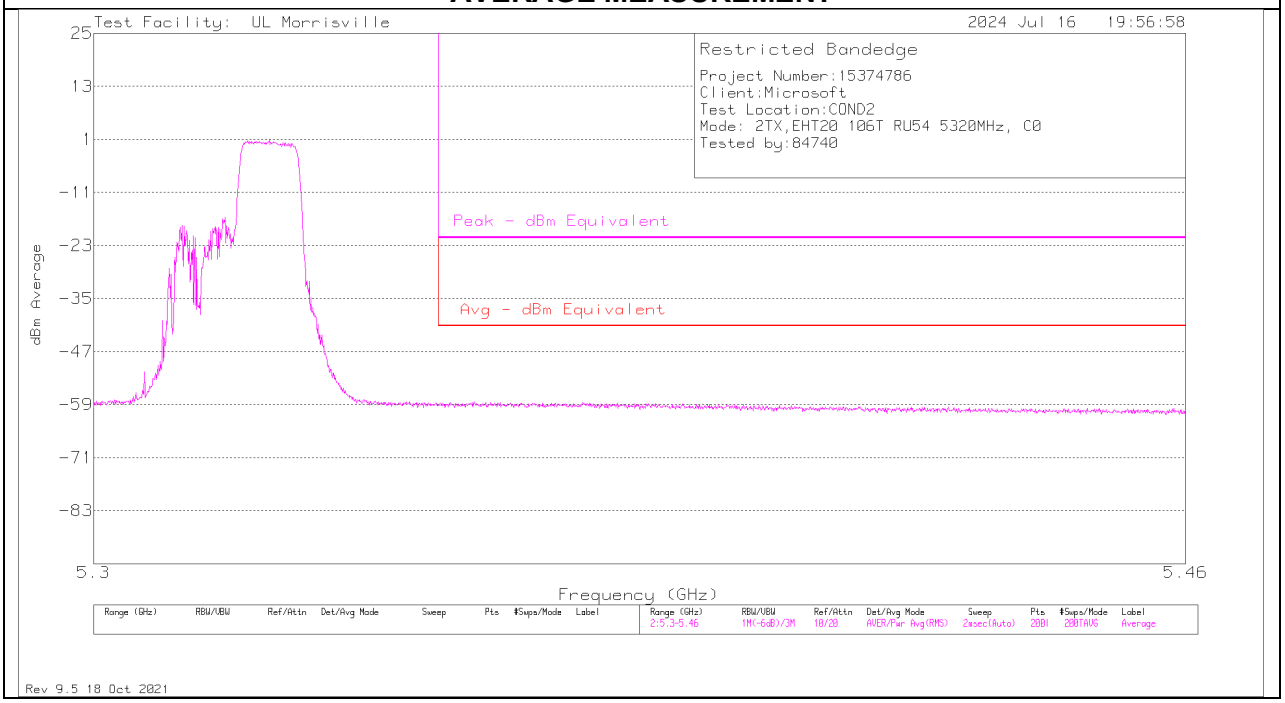

UL LLC
12 Laboratory Drive, Research Triangle Park, NC 27709; USA TEL:(919)549-1400
This report shall not be reproduced except in full, without the written approval of UL LLC

SUMMED BANDEDGE DATA (Pk)

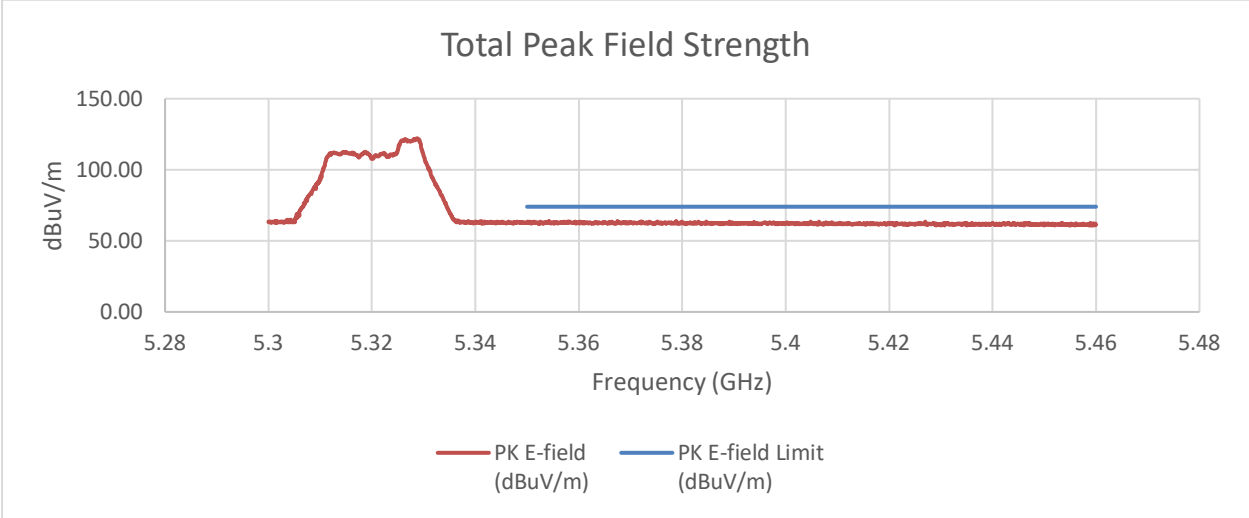

SUMMED BANDEDGE DATA (Av)

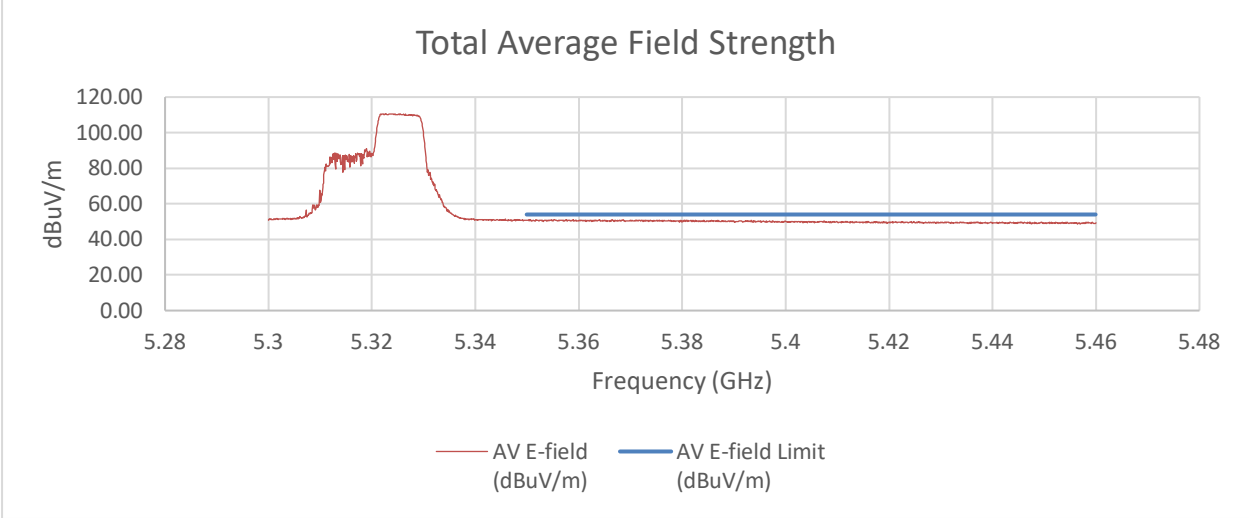

Summed Pk and Av Data at Restricted Band

Frequency (GHz)	PK Reading C1 (dBm)	PK Reading C2 (dBm)	PK EIRP (dBm)	PK E-field (dBuV/m)	PK E-field Limit (dBuV/m)	Margin (dB)
5.35	-48.05	-46.97	-32.80	62.46	74.00	-11.54
Frequency (GHz)	**AV Reading C1 (dBm)**	**AV Reading C2 (dBm)**	**AV EIRP (dBm)**	**AV E-field (dBuV/m)**	**AV E-field Limit (dBuV/m)**	**Margin (dB)**
5.35	-59.09	-59.16	-44.44	50.81	54.00	-3.19

An array gain of 11.67 dBi was used in the calculation of the summed data.

UL LLC
12 Laboratory Drive, Research Triangle Park, NC 27709; USA TEL:(919)549-1400
This report shall not be reproduced except in full, without the written approval of UL LLC

TX ABOVE 1 GHz 802.11be EHT20 106T+26T MODE IN THE 5.3 GHz BAND

2TX CHAIN 0 + CHAIN 1 MODE (Low Gain)

5320 MHz (High BE)

SUMMED BANDEDGE DATA (Pk)

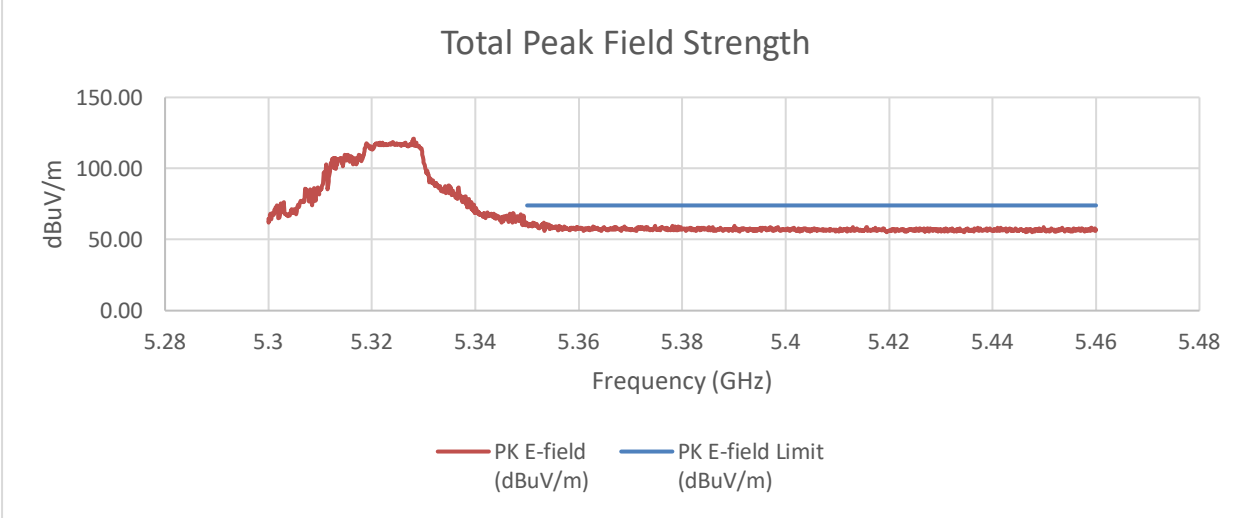

SUMMED BANDEDGE DATA (Av)

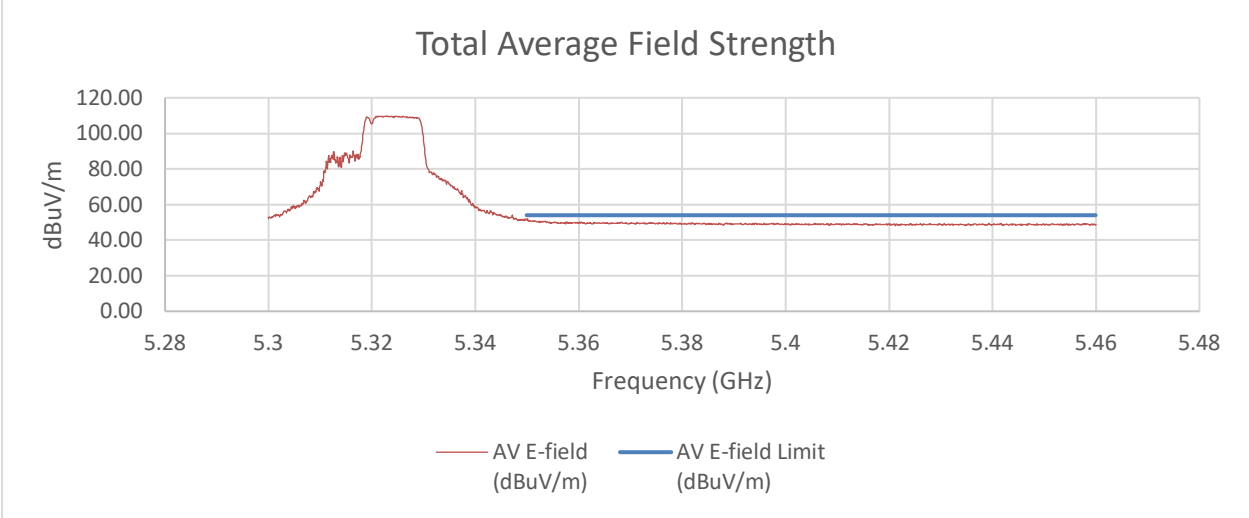

Summed Pk and Av Data at Restricted Band

Frequency (GHz)	PK Reading C1 (dBm)	PK Reading C2 (dBm)	PK EIRP (dBm)	PK E-field (dBuV/m)	PK E-field Limit (dBuV/m)	Margin (dB)
5.35	-42.85	-50.18	-33.90	61.35	74.00	-12.65
Frequency (GHz)	**AV Reading C1 (dBm)**	**AV Reading C2 (dBm)**	**AV EIRP (dBm)**	**AV E-field (dBuV/m)**	**AV E-field Limit (dBuV/m)**	**Margin (dB)**
5.35	-53.07	-56.81	-43.33	51.93	54.00	-2.07

An array gain of 8.21 dBi was used in the calculation of the summed data.

UL LLC
12 Laboratory Drive, Research Triangle Park, NC 27709; USA TEL:(919)549-1400
This report shall not be reproduced except in full, without the written approval of UL LLC

2TX CHAIN 0 + CHAIN 1 MODE (Mid Gain)

5320 MHz (High BE)

SUMMED BANDEDGE DATA (Pk)

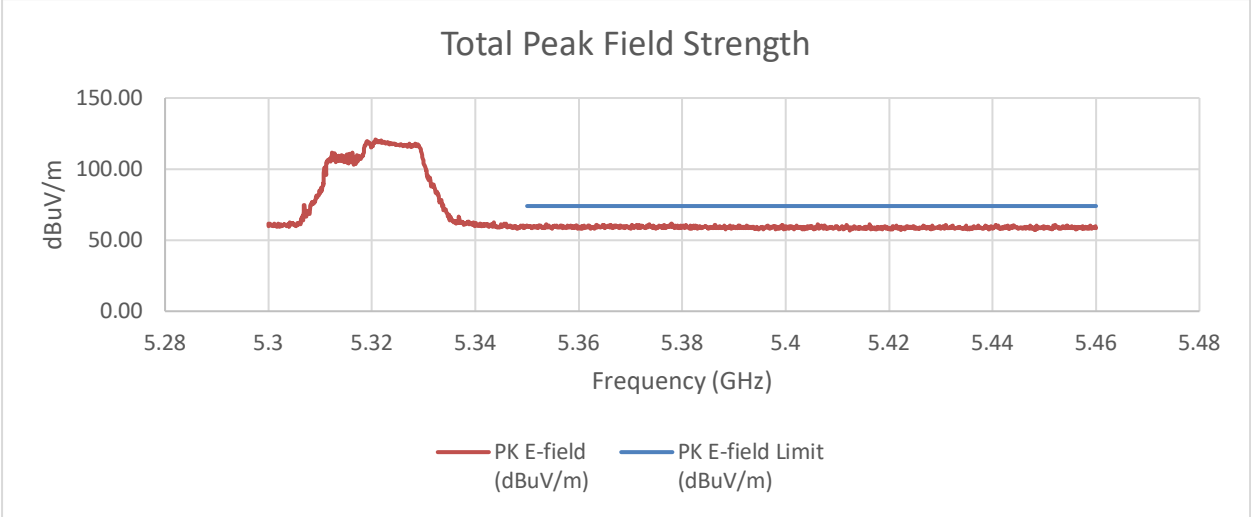

SUMMED BANDEDGE DATA (Av)

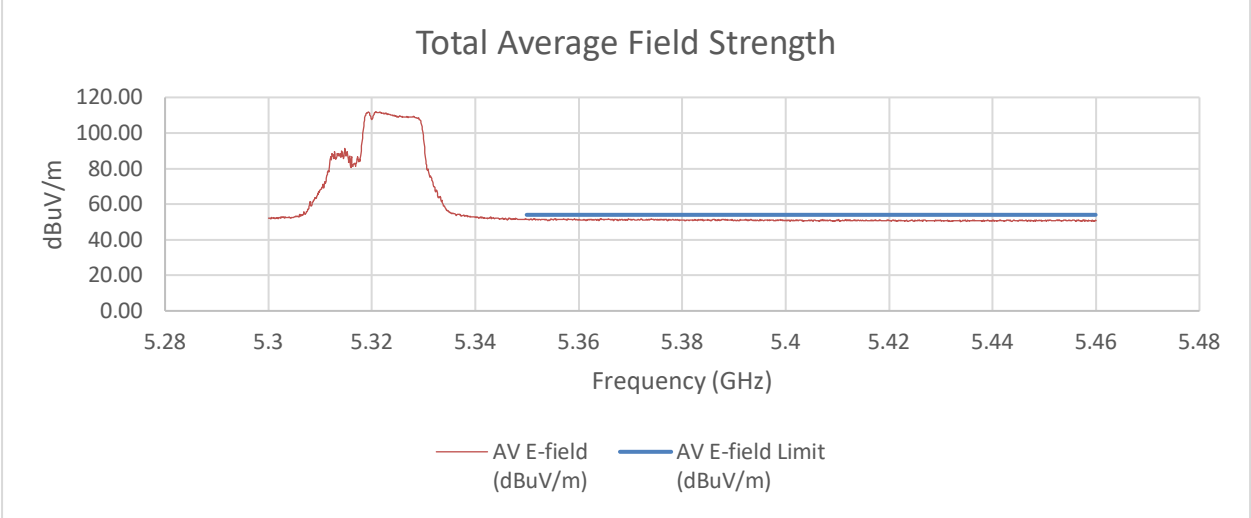

Summed Pk and Av Data at Restricted Band

Frequency (GHz)	PK Reading C1 (dBm)	PK Reading C2 (dBm)	PK EIRP (dBm)	PK E-field (dBuV/m)	PK E-field Limit (dBuV/m)	Margin (dB)
5.35	-47.51	-49.06	-34.90	60.36	74.00	-13.64
Frequency (GHz)	**AV Reading C1 (dBm)**	**AV Reading C2 (dBm)**	**AV EIRP (dBm)**	**AV E-field (dBuV/m)**	**AV E-field Limit (dBuV/m)**	**Margin (dB)**
5.35	-57.67	-56.49	-43.72	51.54	54.00	-2.46

An array gain of 10.31 dBi was used in the calculation of the summed data.

UL LLC
12 Laboratory Drive, Research Triangle Park, NC 27709; USA TEL:(919)549-1400
This report shall not be reproduced except in full, without the written approval of UL LLC

2TX CHAIN 0 + CHAIN 1 MODE (High Gain)

PK MEASUREMENT

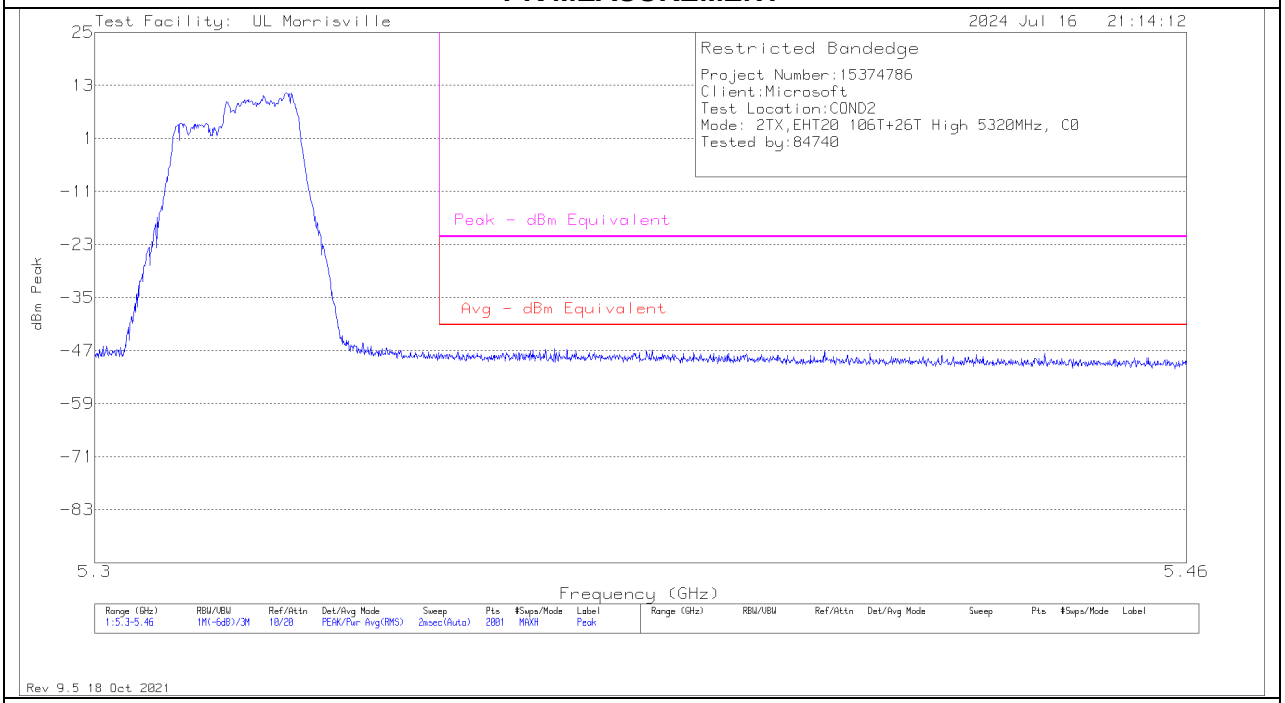

AVERAGE MEASUREMENT

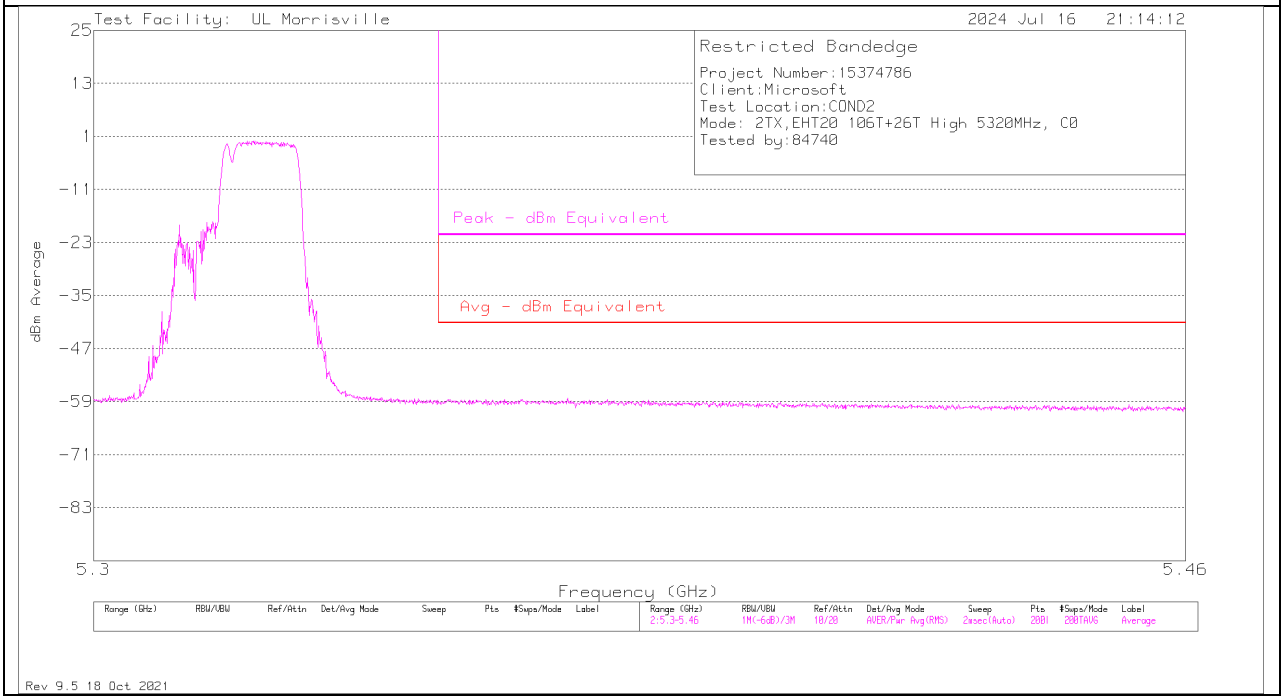

UL LLC
12 Laboratory Drive, Research Triangle Park, NC 27709; USA TEL:(919)549-1400
This report shall not be reproduced except in full, without the written approval of UL LLC

SUMMED BANDEDGE DATA (Pk)

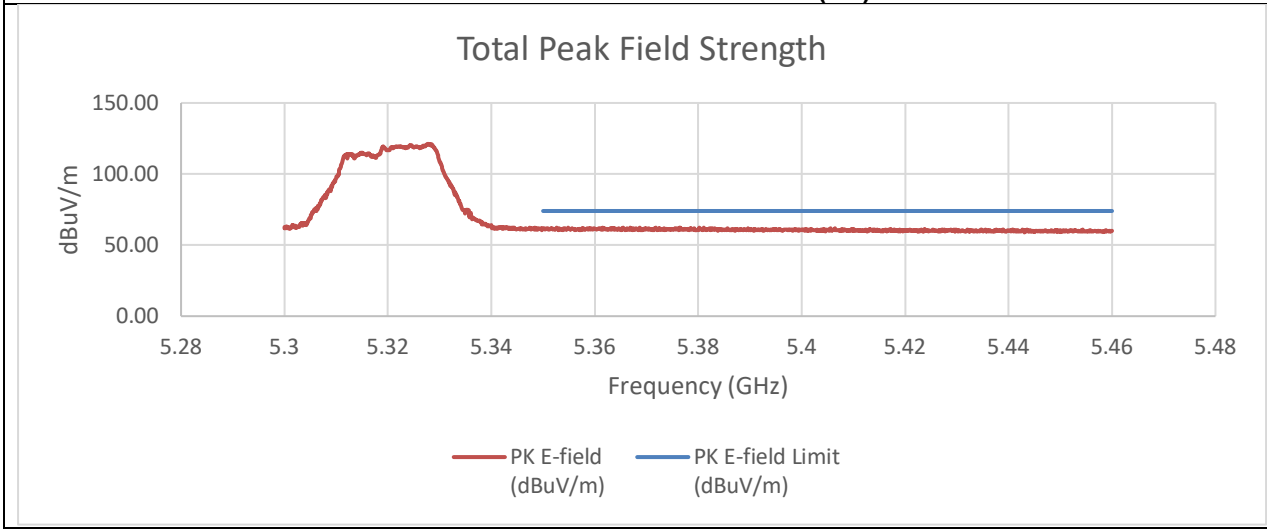

SUMMED BANDEDGE DATA (Av)

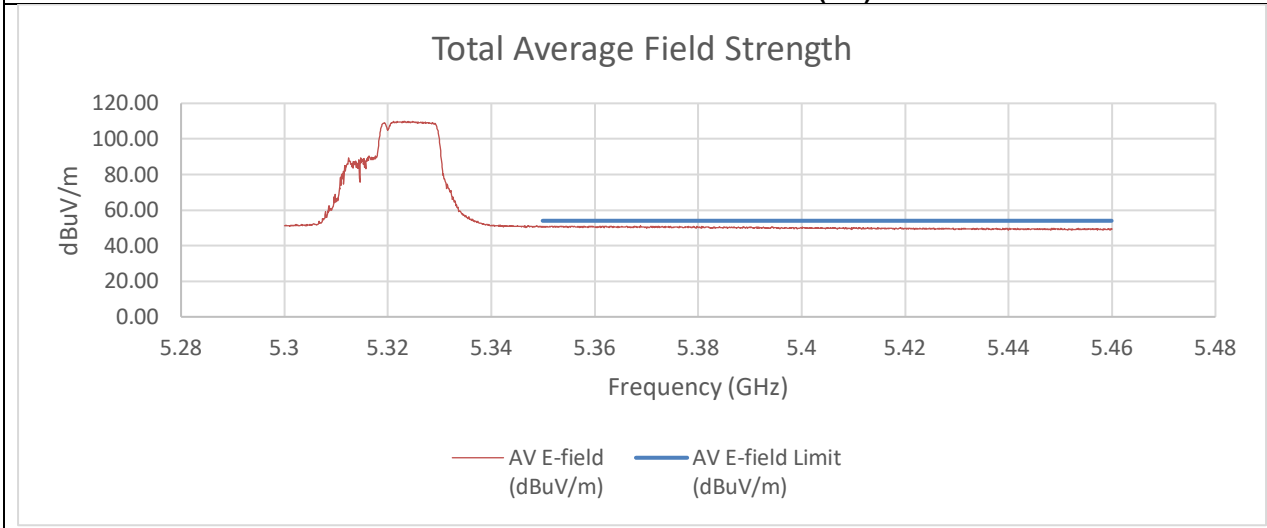

Summed Pk and Av Data at Restricted Band

Frequency (GHz)	PK Reading C1 (dBm)	PK Reading C2 (dBm)	PK EIRP (dBm)	PK E-field (dBuV/m)	PK E-field Limit (dBuV/m)	Margin (dB)
5.35	-48.74	-48.70	-34.04	61.22	74.00	-12.78
Frequency (GHz)	**AV Reading C1 (dBm)**	**AV Reading C2 (dBm)**	**AV EIRP (dBm)**	**AV E-field (dBuV/m)**	**AV E-field Limit (dBuV/m)**	**Margin (dB)**
5.35	-59.29	-59.72	-44.82	50.44	54.00	-3.56

An array gain of 11.67 dBi was used in the calculation of the summed data.

UL LLC
12 Laboratory Drive, Research Triangle Park, NC 27709; USA TEL:(919)549-1400
This report shall not be reproduced except in full, without the written approval of UL LLC

TX ABOVE 1 GHz 802.11be EHT20 242T MODE IN THE 5.3 GHz BAND

2TX CHAIN 0 + CHAIN 1 MODE (Low Gain)

5320 MHz (High BE)

SUMMED BANDEDGE DATA (Pk)

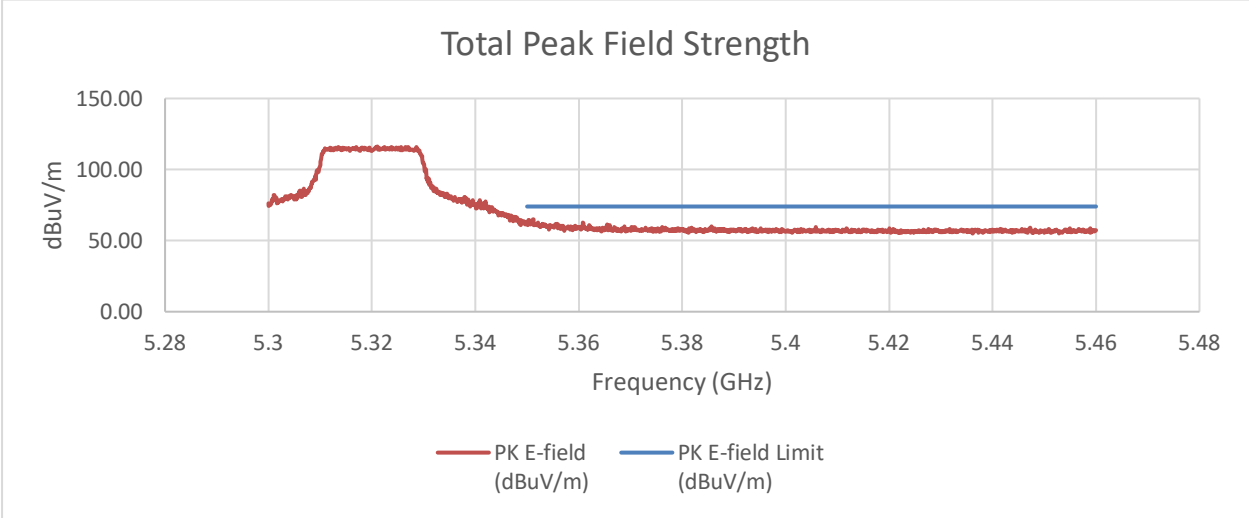

SUMMED BANDEDGE DATA (Av)

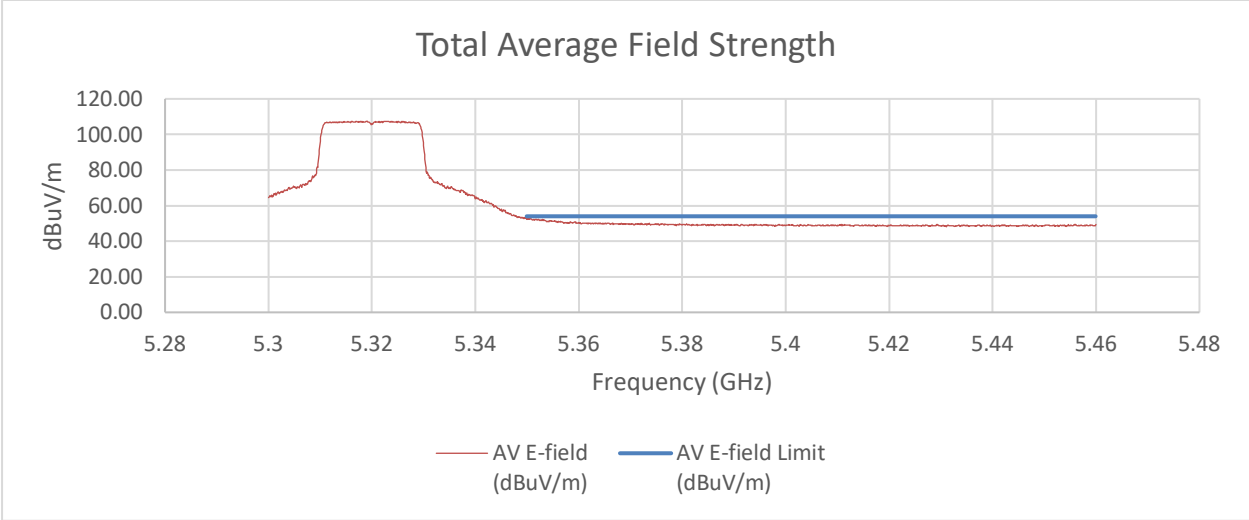

Summed Pk and Av Data at Restricted Band

Frequency (GHz)	PK Reading C1 (dBm)	PK Reading C2 (dBm)	PK EIRP (dBm)	PK E-field (dBuV/m)	PK E-field Limit (dBuV/m)	Margin (dB)
5.35	-47.06	-43.96	-34.02	61.24	74.00	-12.76
Frequency (GHz)	**AV Reading C1 (dBm)**	**AV Reading C2 (dBm)**	**AV EIRP (dBm)**	**AV E-field (dBuV/m)**	**AV E-field Limit (dBuV/m)**	**Margin (dB)**
5.35	-55.30	-53.14	-42.87	52.39	54.00	-1.61

An array gain of 8.21 dBi was used in the calculation of the summed data.

UL LLC
12 Laboratory Drive, Research Triangle Park, NC 27709; USA TEL:(919)549-1400
This report shall not be reproduced except in full, without the written approval of UL LLC

2TX CHAIN 0 + CHAIN 1 MODE (Mid Gain)

5320 MHz (High BE)

SUMMED BANDEDGE DATA (Pk)

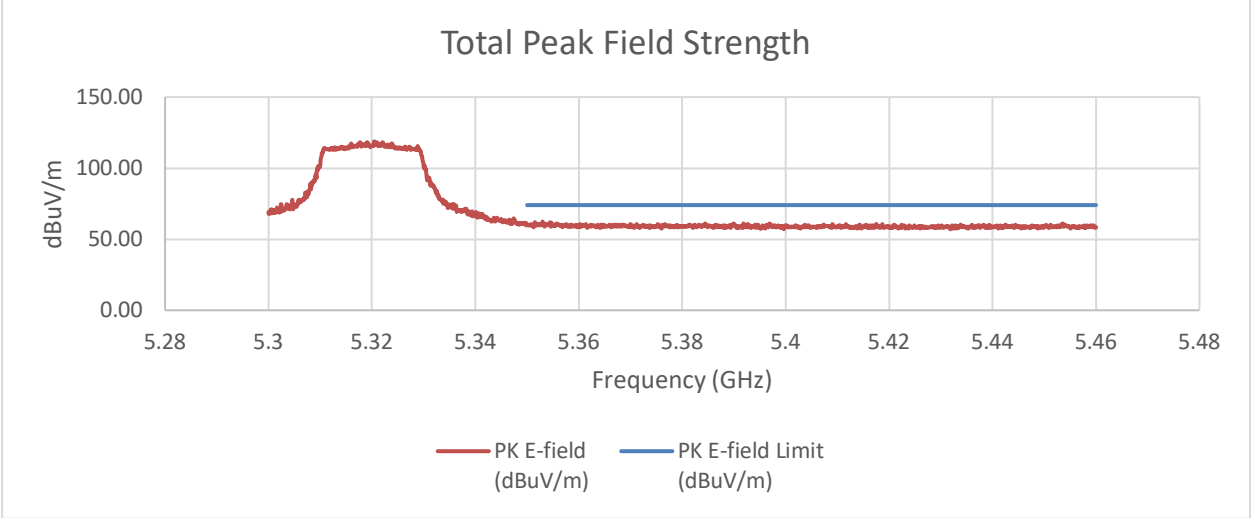

SUMMED BANDEDGE DATA (Av)

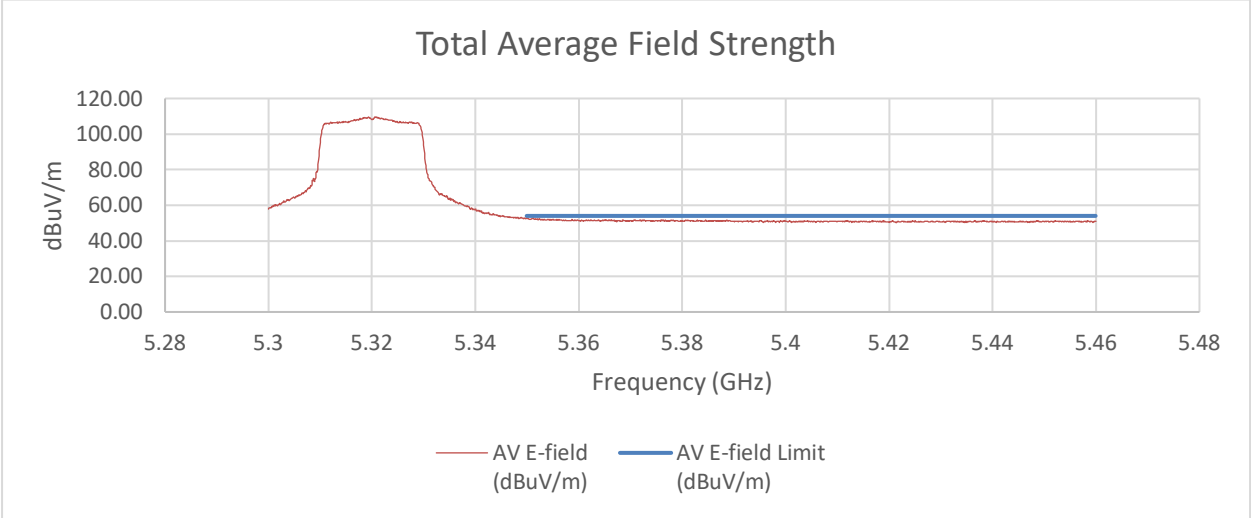

Summed Pk and Av Data at Restricted Band

Frequency (GHz)	PK Reading C1 (dBm)	PK Reading C2 (dBm)	PK EIRP (dBm)	PK E-field (dBuV/m)	PK E-field Limit (dBuV/m)	Margin (dB)
5.35	-47.88	-49.03	-35.10	60.16	74.00	-13.84
Frequency (GHz)	**AV Reading C1 (dBm)**	**AV Reading C2 (dBm)**	**AV EIRP (dBm)**	**AV E-field (dBuV/m)**	**AV E-field Limit (dBuV/m)**	**Margin (dB)**
5.35	-55.66	-56.43	-42.71	52.55	54.00	-1.45

An array gain of 10.31 dBi was used in the calculation of the summed data.

UL LLC
12 Laboratory Drive, Research Triangle Park, NC 27709; USA TEL:(919)549-1400
This report shall not be reproduced except in full, without the written approval of UL LLC

2TX CHAIN 0 + CHAIN 1 MODE (High Gain)

PK MEASUREMENT

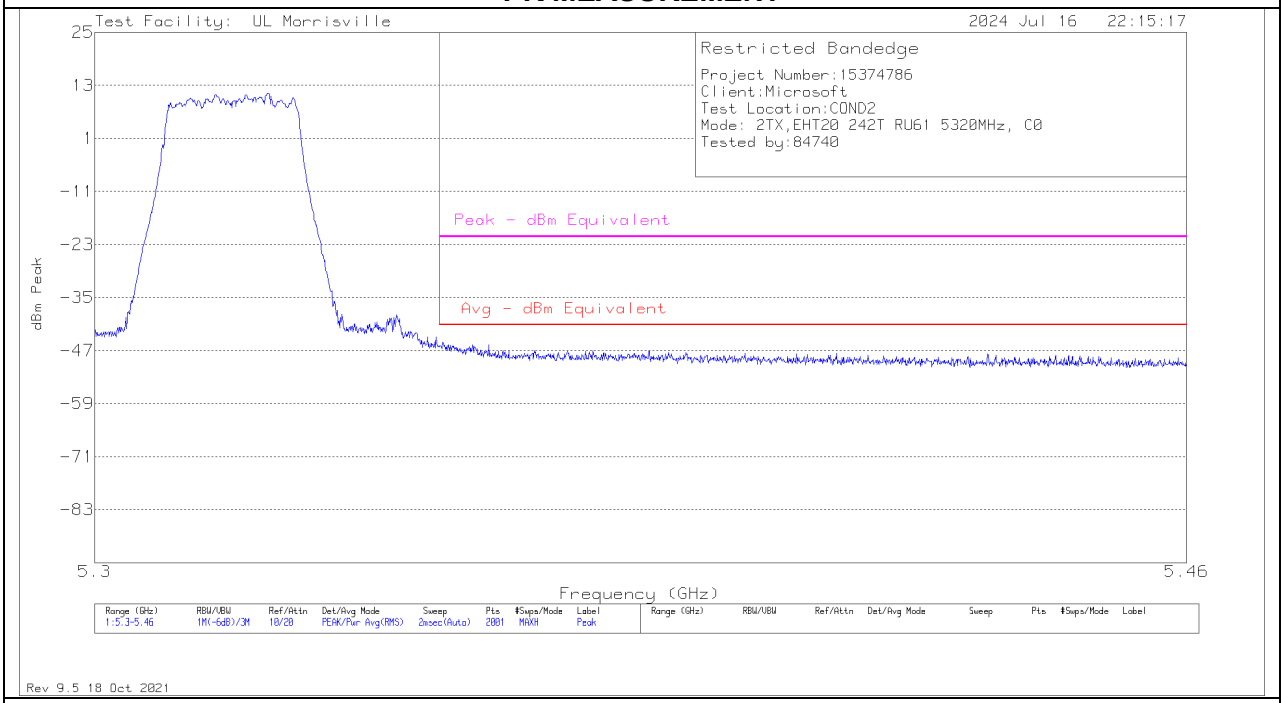

AVERAGE MEASUREMENT

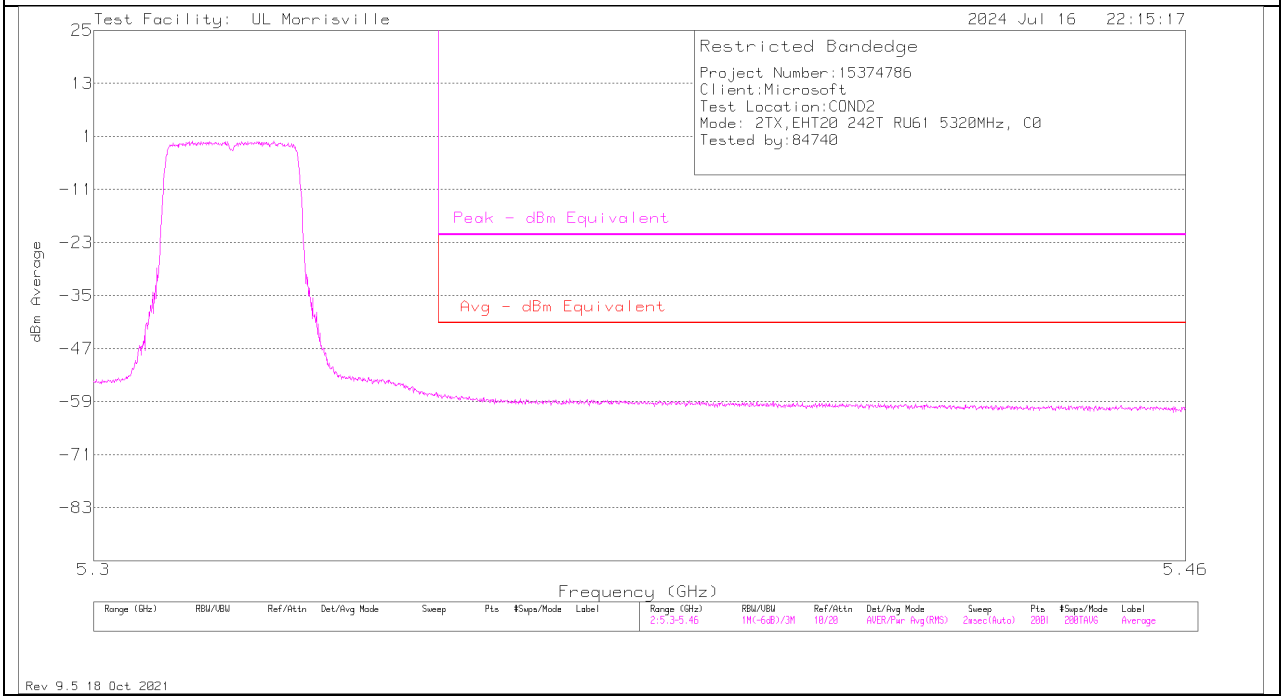

UL LLC
12 Laboratory Drive, Research Triangle Park, NC 27709; USA TEL:(919)549-1400
This report shall not be reproduced except in full, without the written approval of UL LLC

SUMMED BANDEDGE DATA (Pk)

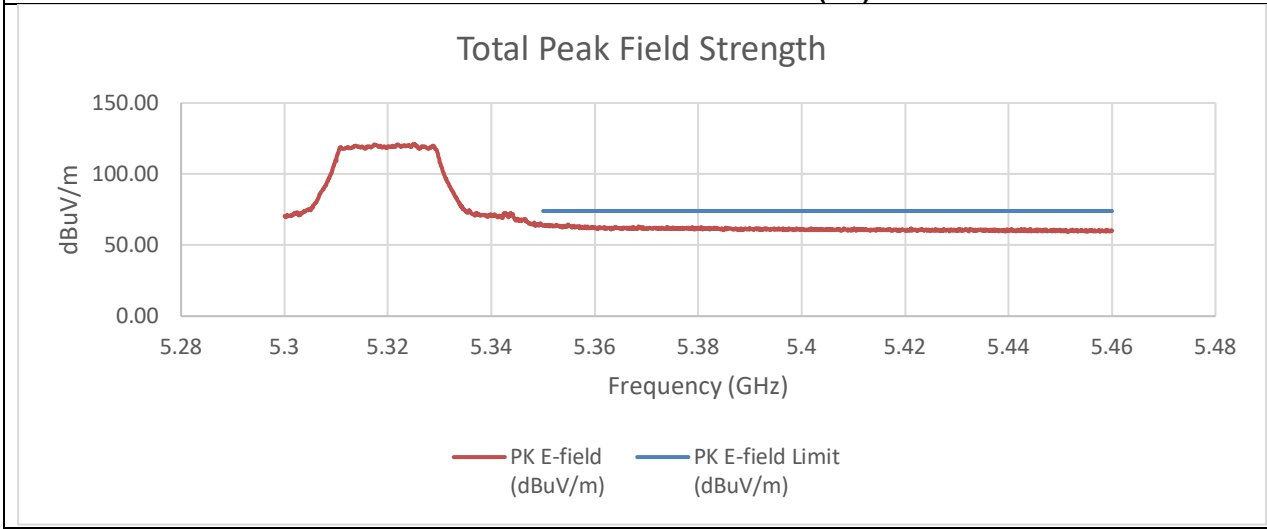

SUMMED BANDEDGE DATA (Av)

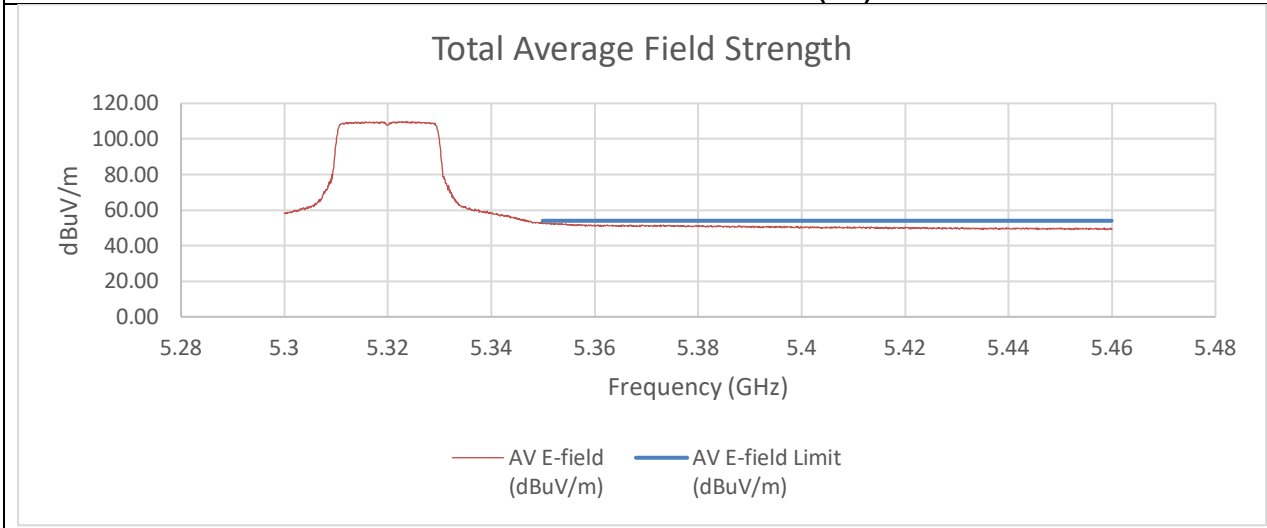

Summed Pk and Av Data at Restricted Band

Frequency (GHz)	PK Reading C1 (dBm)	PK Reading C2 (dBm)	PK EIRP (dBm)	PK E-field (dBuV/m)	PK E-field Limit (dBuV/m)	Margin (dB)
5.35	-46.19	-46.02	-31.42	63.83	74.00	-10.17
Frequency (GHz)	**AV Reading C1 (dBm)**	**AV Reading C2 (dBm)**	**AV EIRP (dBm)**	**AV E-field (dBuV/m)**	**AV E-field Limit (dBuV/m)**	**Margin (dB)**
5.35	-58.08	-57.09	-42.88	52.38	54.00	-1.62

An array gain of 11.67 dBi was used in the calculation of the summed data.

UL LLC
12 Laboratory Drive, Research Triangle Park, NC 27709; USA TEL:(919)549-1400
This report shall not be reproduced except in full, without the written approval of UL LLC

10.1.15. TX ABOVE 1 GHz 802.11BE EHT40 MODE IN THE 5.3 GHz BAND

TX ABOVE 1 GHz 802.11be EHT40 484T MODE IN THE 5.3 GHz BAND

2TX CHAIN 0 + CHAIN 1 MODE (Low Gain)

5270 MHz (High BE)

SUMMED BANDEDGE DATA (Pk)

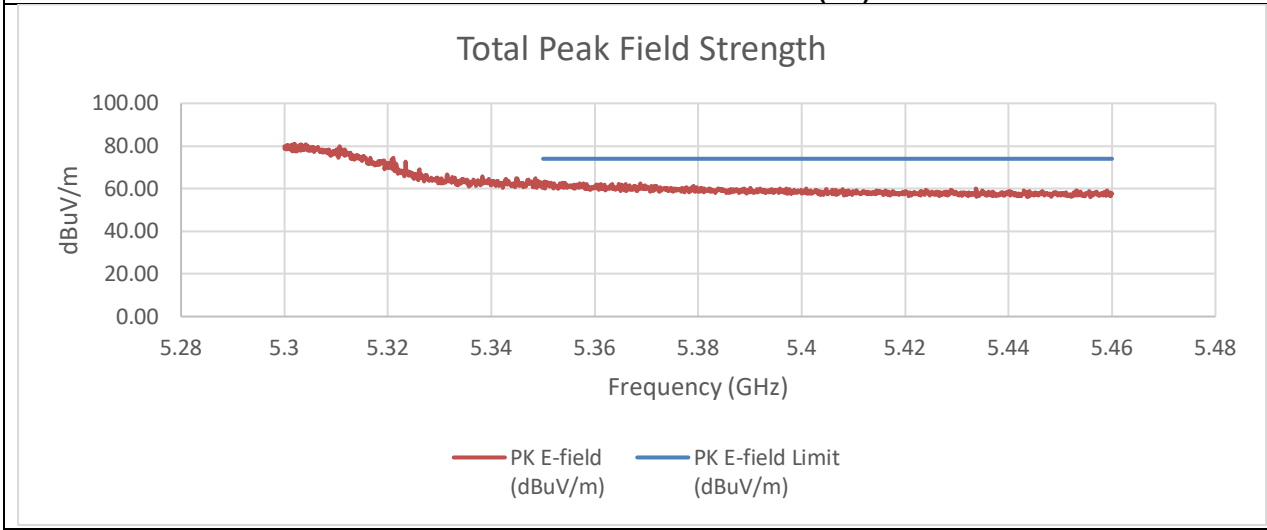

SUMMED BANDEDGE DATA (Av)

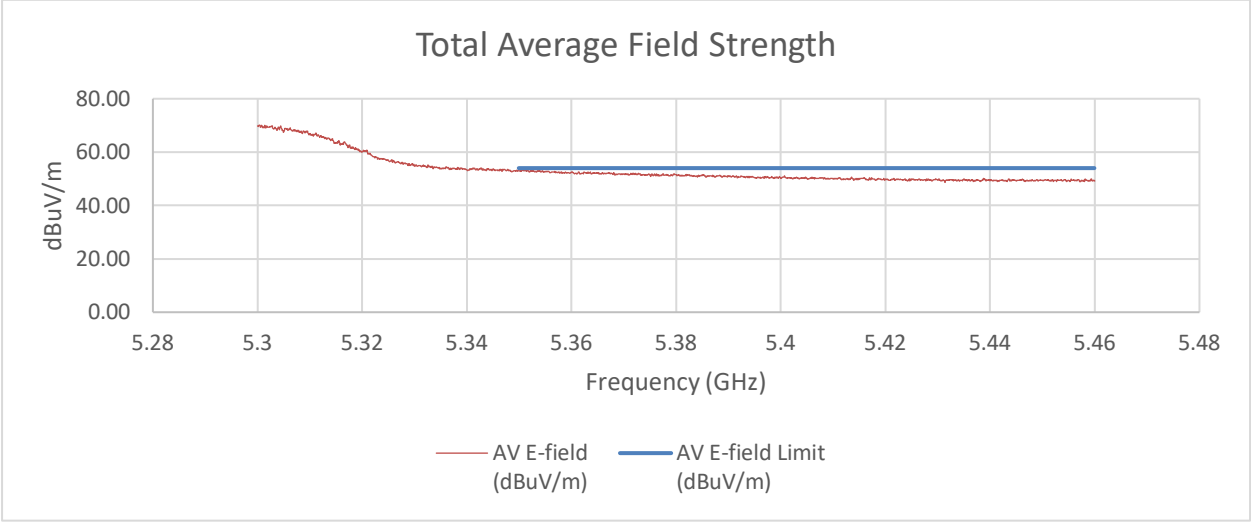

Summed Pk and Av Data at Restricted Band

Frequency (GHz)	PK Reading C1 (dBm)	PK Reading C2 (dBm)	PK EIRP (dBm)	PK E-field (dBuV/m)	PK E-field Limit (dBuV/m)	Margin (dB)
5.35	-43.26	-46.77	-33.45	61.81	74.00	-12.19
Frequency (GHz)	**AV Reading C1 (dBm)**	**AV Reading C2 (dBm)**	**AV EIRP (dBm)**	**AV E-field (dBuV/m)**	**AV E-field Limit (dBuV/m)**	**Margin (dB)**
5.35	-52.30	-54.93	-42.20	53.06	54.00	-0.94

An array gain of 8.21 dBi was used in the calculation of the summed data.

UL LLC
12 Laboratory Drive, Research Triangle Park, NC 27709; USA TEL:(919)549-1400
This report shall not be reproduced except in full, without the written approval of UL LLC

5310 MHz (High BE)

SUMMED BANDEDGE DATA (Pk)

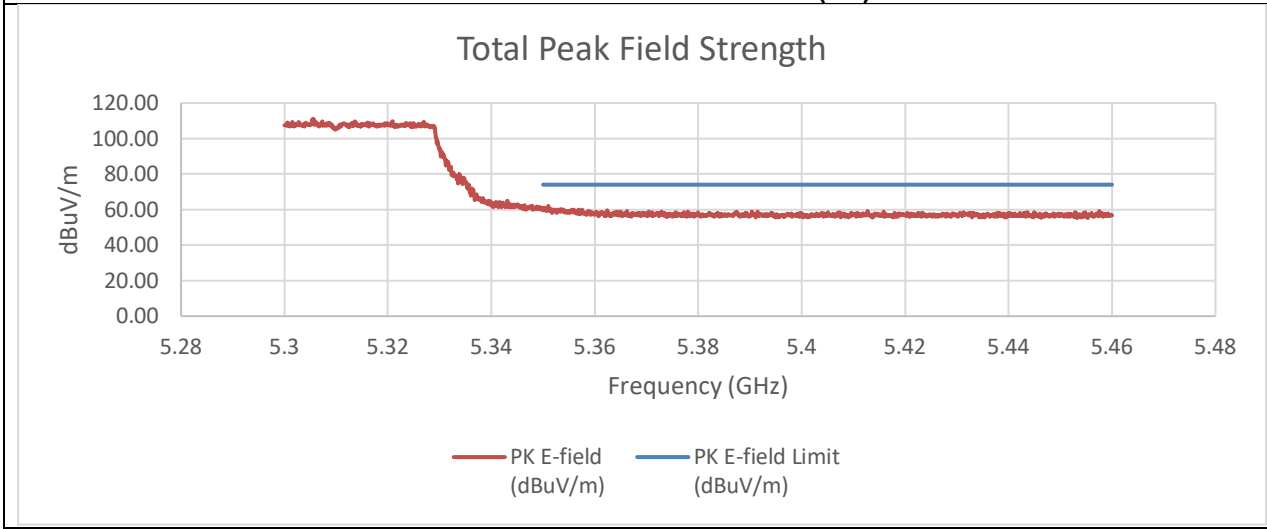

SUMMED BANDEDGE DATA (Av)

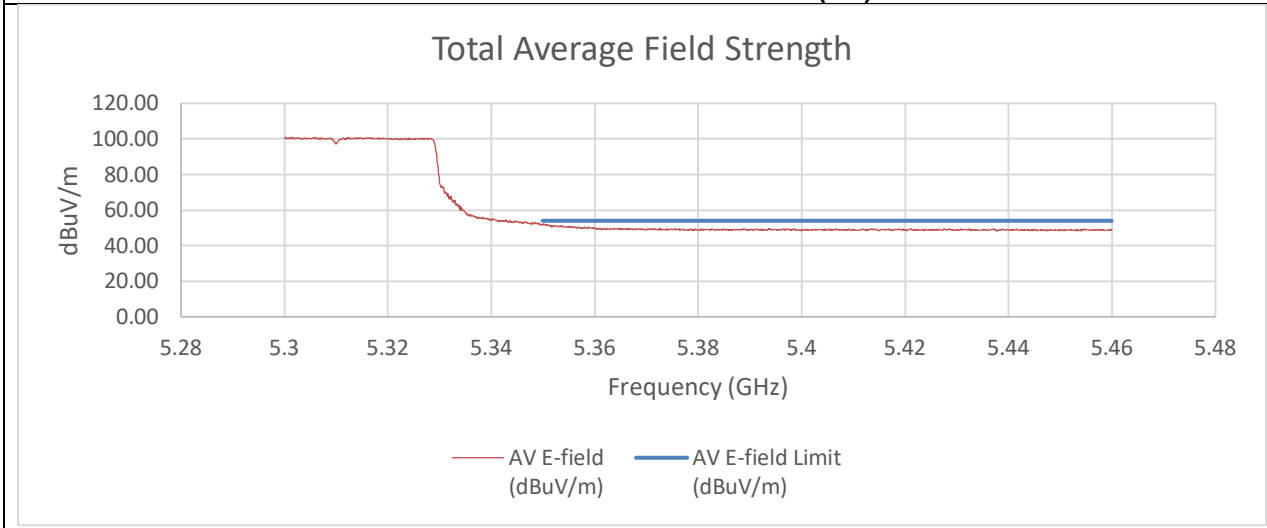

Summed Pk and Av Data at Restricted Band

Frequency (GHz)	PK Reading C1 (dBm)	PK Reading C2 (dBm)	PK EIRP (dBm)	PK E-field (dBuV/m)	PK E-field Limit (dBuV/m)	Margin (dB)
5.35	-44.70	-46.77	-34.39	60.87	74.00	-13.13
Frequency (GHz)	**AV Reading C1 (dBm)**	**AV Reading C2 (dBm)**	**AV EIRP (dBm)**	**AV E-field (dBuV/m)**	**AV E-field Limit (dBuV/m)**	**Margin (dB)**
5.35	-53.32	-57.07	-43.58	51.68	54.00	-2.32

An array gain of 8.21 dBi was used in the calculation of the summed data.

UL LLC
12 Laboratory Drive, Research Triangle Park, NC 27709; USA TEL:(919)549-1400
This report shall not be reproduced except in full, without the written approval of UL LLC

2TX CHAIN 0 + CHAIN 1 MODE (Mid Gain)

5270 MHz (High BE)

SUMMED BANDEDGE DATA (Pk)

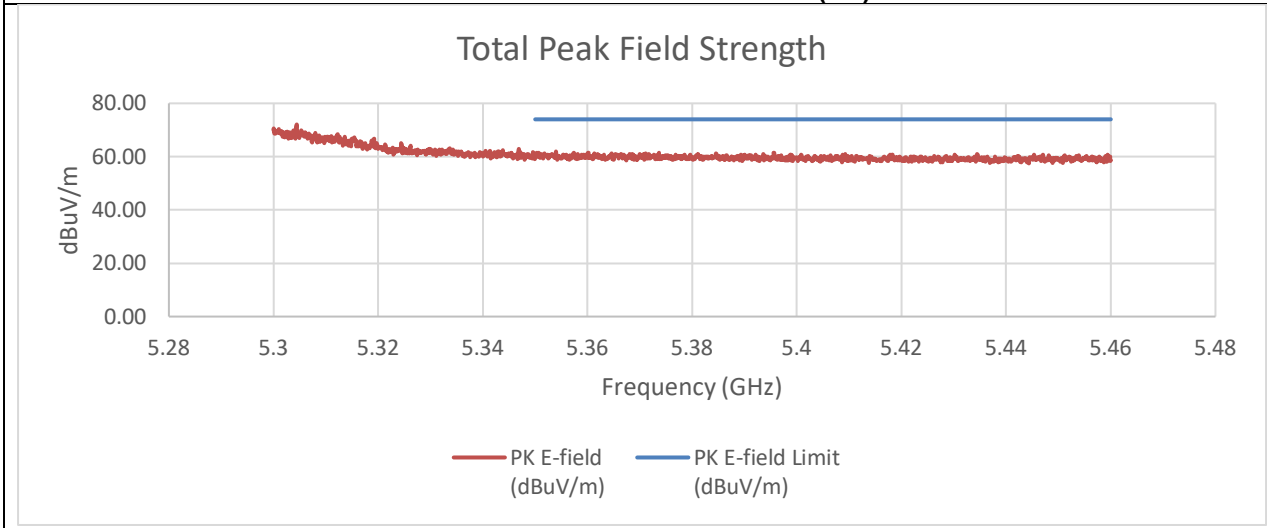

SUMMED BANDEDGE DATA (Av)

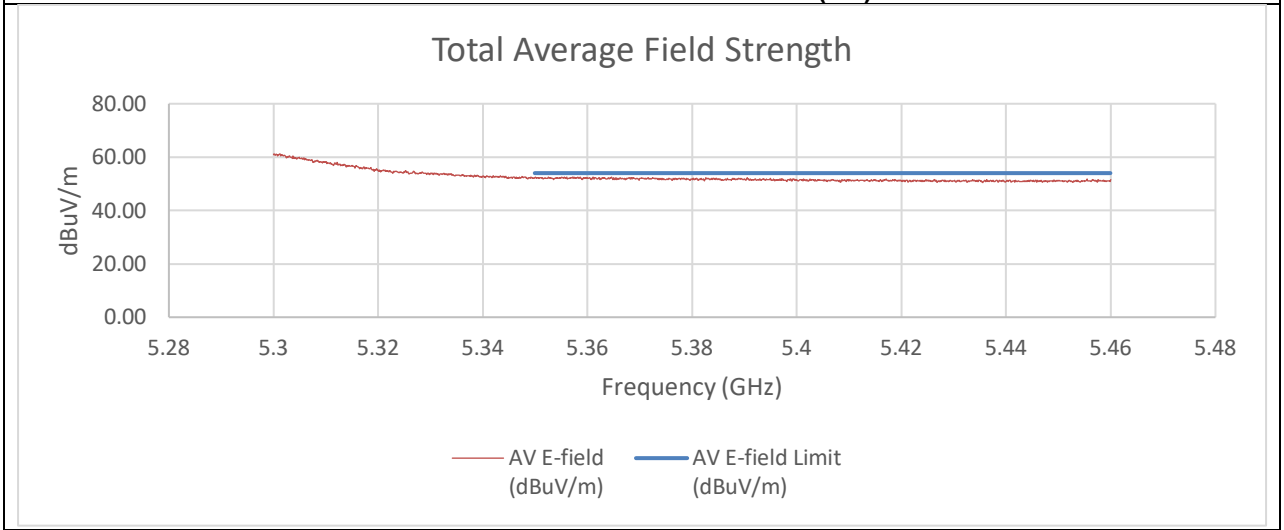

Summed Pk and Av Data at Restricted Band

Frequency (GHz)	PK Reading C1 (dBm)	PK Reading C2 (dBm)	PK EIRP (dBm)	PK E-field (dBuV/m)	PK E-field Limit (dBuV/m)	Margin (dB)
5.35	-48.49	-49.23	-35.52	59.73	74.00	-14.27
Frequency (GHz)	**AV Reading C1 (dBm)**	**AV Reading C2 (dBm)**	**AV EIRP (dBm)**	**AV E-field (dBuV/m)**	**AV E-field Limit (dBuV/m)**	**Margin (dB)**
5.35	-56.32	-56.02	-42.85	52.41	54.00	-1.59

An array gain of 10.31 dBi was used in the calculation of the summed data.

UL LLC
12 Laboratory Drive, Research Triangle Park, NC 27709; USA TEL:(919)549-1400
This report shall not be reproduced except in full, without the written approval of UL LLC

5310 MHz (High BE)

SUMMED BANDEDGE DATA (Pk)

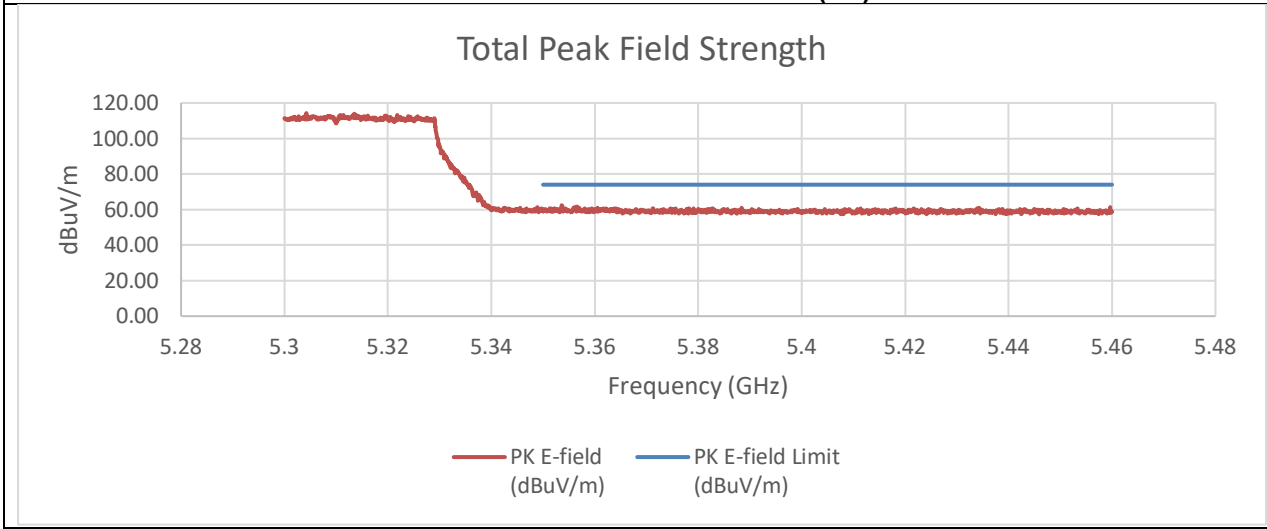

SUMMED BANDEDGE DATA (Av)

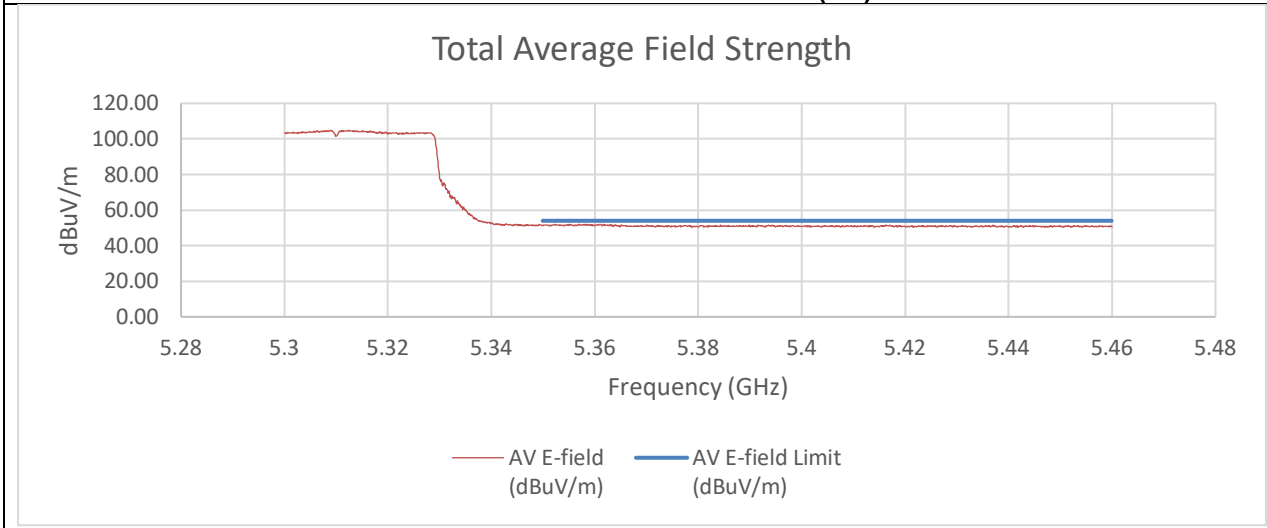

Summed Pk and Av Data at Restricted Band

Frequency (GHz)	PK Reading C1 (dBm)	PK Reading C2 (dBm)	PK EIRP (dBm)	PK E-field (dBuV/m)	PK E-field Limit (dBuV/m)	Margin (dB)
5.35	-49.55	-49.70	-36.30	58.95	74.00	-15.05
Frequency (GHz)	**AV Reading C1 (dBm)**	**AV Reading C2 (dBm)**	**AV EIRP (dBm)**	**AV E-field (dBuV/m)**	**AV E-field Limit (dBuV/m)**	**Margin (dB)**
5.35	-57.21	-57.34	-43.95	51.30	54.00	-2.70

An array gain of 10.31 dBi was used in the calculation of the summed data.

UL LLC
12 Laboratory Drive, Research Triangle Park, NC 27709; USA TEL:(919)549-1400
This report shall not be reproduced except in full, without the written approval of UL LLC

2TX CHAIN 0 + CHAIN 1 MODE (High Gain)

PK MEASUREMENT

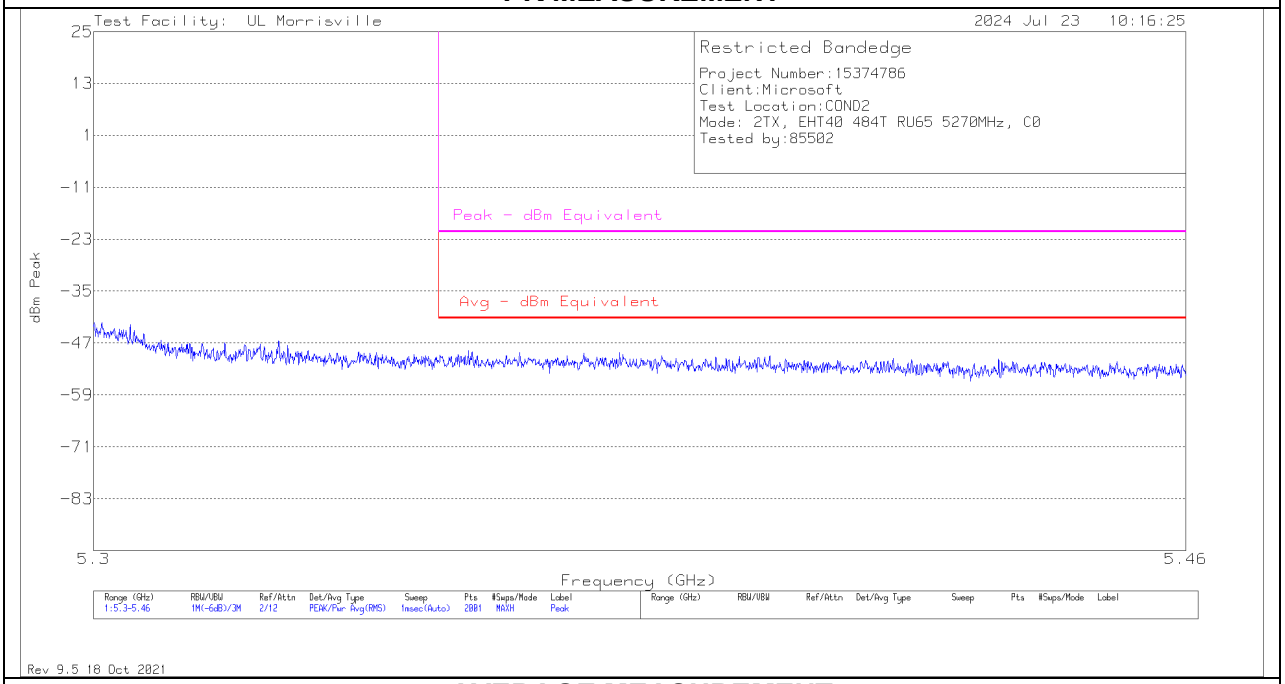

AVERAGE MEASUREMENT

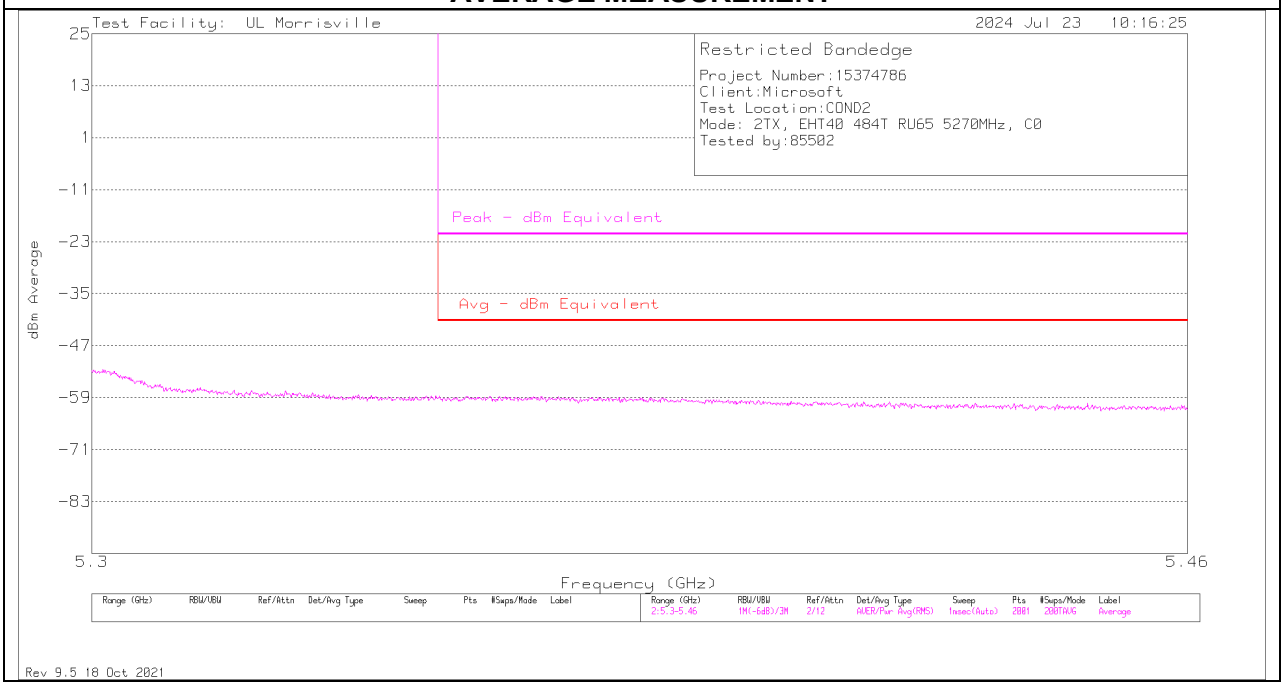

UL LLC
12 Laboratory Drive, Research Triangle Park, NC 27709; USA TEL:(919)549-1400
This report shall not be reproduced except in full, without the written approval of UL LLC

SUMMED BANDEDGE DATA (Pk)

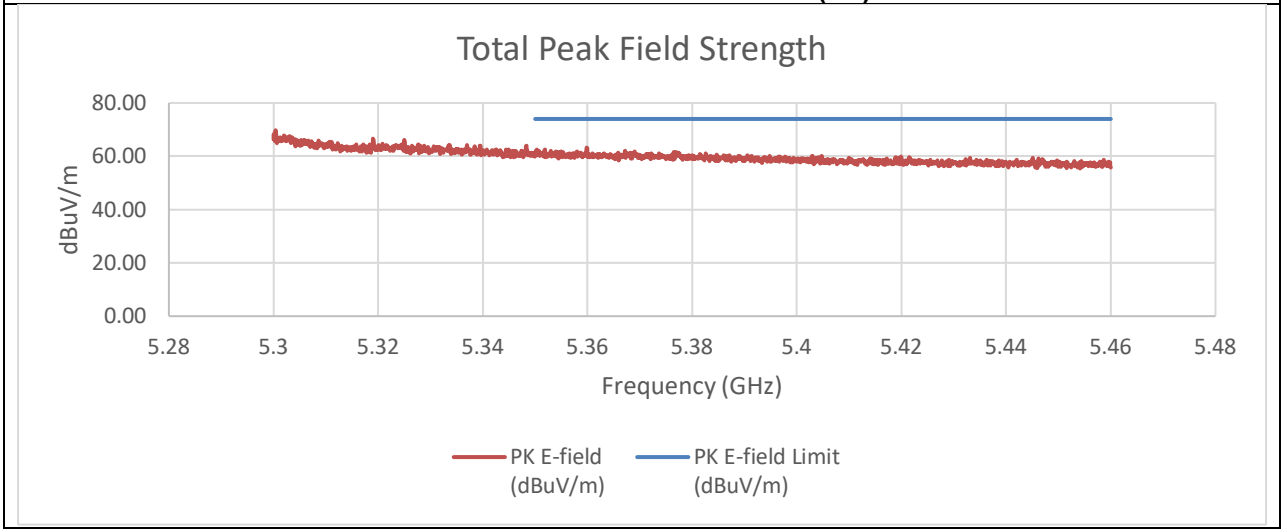

SUMMED BANDEDGE DATA (Av)

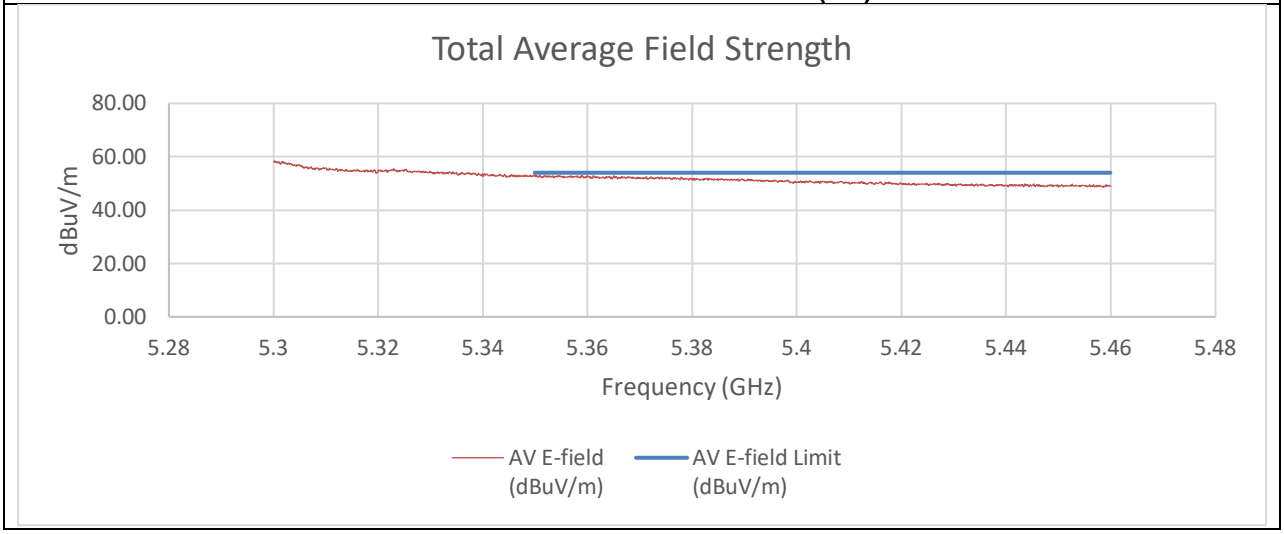

Summed Pk and Av Data at Restricted Band

Frequency (GHz)	PK Reading C1 (dBm)	PK Reading C2 (dBm)	PK EIRP (dBm)	PK E-field (dBuV/m)	PK E-field Limit (dBuV/m)	Margin (dB)
5.35	-51.08	-47.77	-34.44	60.82	74.00	-13.18
Frequency (GHz)	**AV Reading C1 (dBm)**	**AV Reading C2 (dBm)**	**AV EIRP (dBm)**	**AV E-field (dBuV/m)**	**AV E-field Limit (dBuV/m)**	**Margin (dB)**
5.35	-59.24	-56.03	-42.66	52.59	54.00	-1.41

An array gain of 11.67 dBi was used in the calculation of the summed data.

UL LLC
12 Laboratory Drive, Research Triangle Park, NC 27709; USA TEL:(919)549-1400
This report shall not be reproduced except in full, without the written approval of UL LLC

PK MEASUREMENT

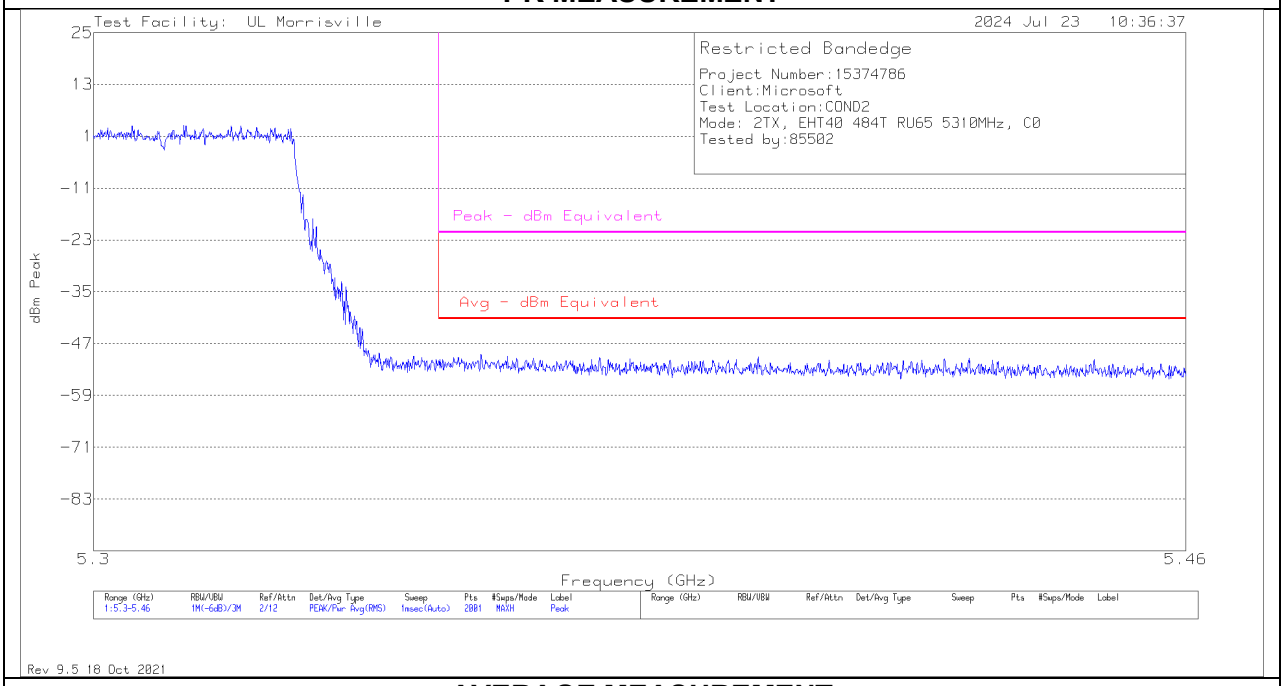

AVERAGE MEASUREMENT

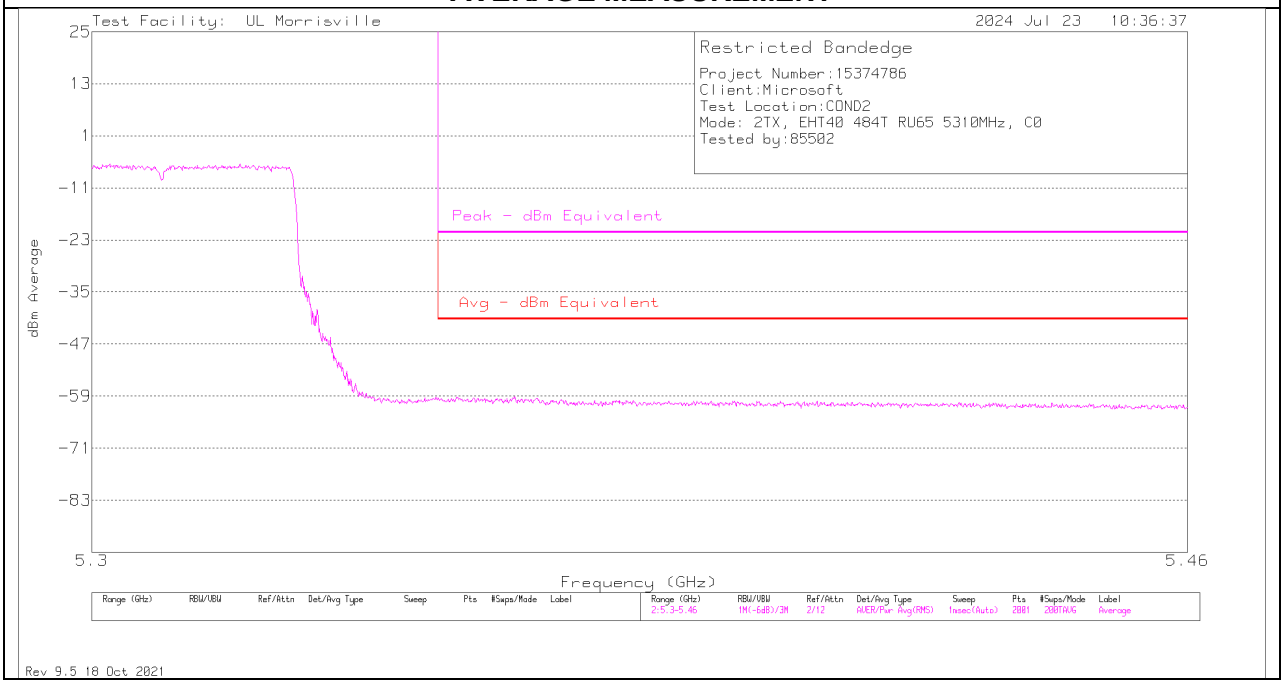

UL LLC
12 Laboratory Drive, Research Triangle Park, NC 27709; USA TEL:(919)549-1400
This report shall not be reproduced except in full, without the written approval of UL LLC

SUMMED BANDEDGE DATA (Pk)

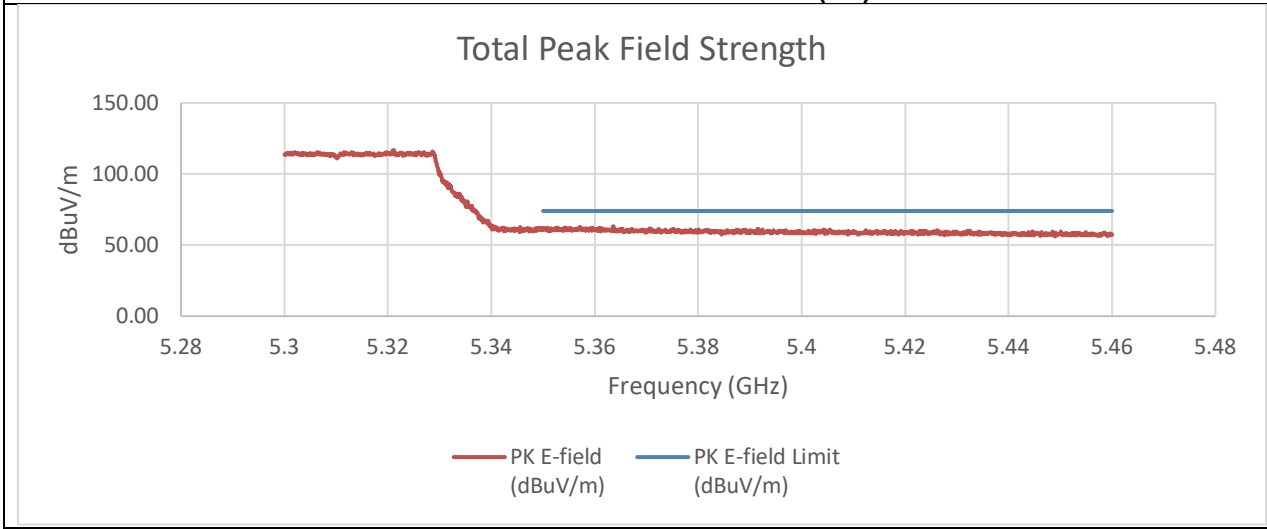

SUMMED BANDEDGE DATA (Av)

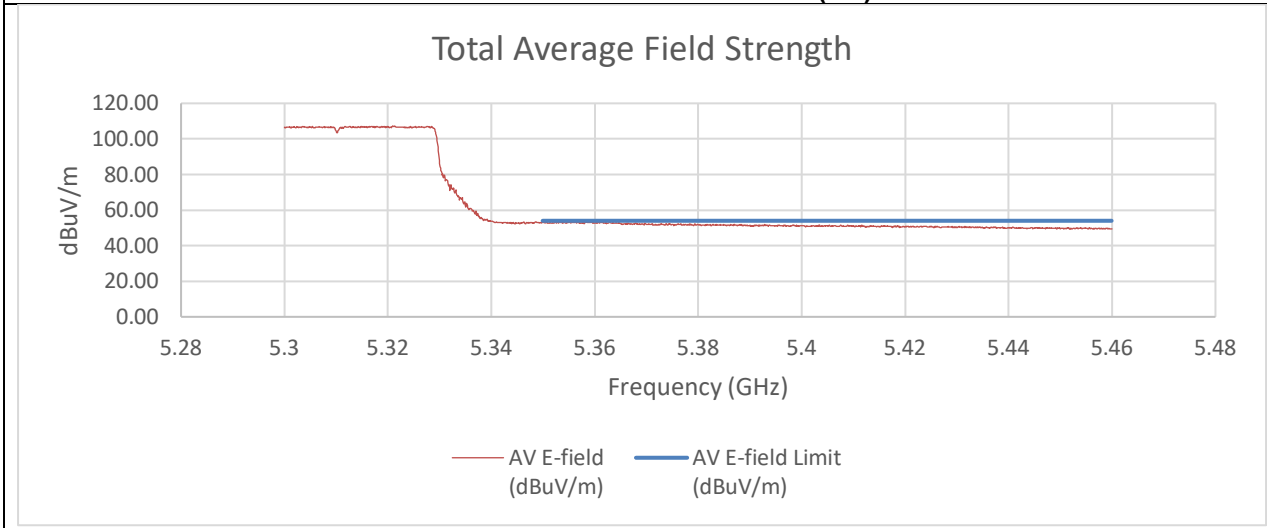

Summed Pk and Av Data at Restricted Band

Frequency (GHz)	PK Reading C1 (dBm)	PK Reading C2 (dBm)	PK EIRP (dBm)	PK E-field (dBuV/m)	PK E-field Limit (dBuV/m)	Margin (dB)
5.35	-51.05	-47.62	-34.32	60.93	74.00	-13.07
Frequency (GHz)	**AV Reading C1 (dBm)**	**AV Reading C2 (dBm)**	**AV EIRP (dBm)**	**AV E-field (dBuV/m)**	**AV E-field Limit (dBuV/m)**	**Margin (dB)**
5.35	-59.45	-55.39	-42.28	52.98	54.00	-1.02

An array gain of 11.67 dBi was used in the calculation of the summed data.

UL LLC
12 Laboratory Drive, Research Triangle Park, NC 27709; USA TEL:(919)549-1400
This report shall not be reproduced except in full, without the written approval of UL LLC

10.1.16. TX ABOVE 1 GHz 802.11BE EHT80 MODE IN THE 5.3 GHz BAND

TX ABOVE 1 GHz 802.11be EHT80 484T+242T (C) MODE IN THE 5.3 GHz BAND

2TX CHAIN 0 + CHAIN 1 MODE (Low Gain)

5290 MHz (High BE)

SUMMED BANDEDGE DATA (Pk) Fast Method

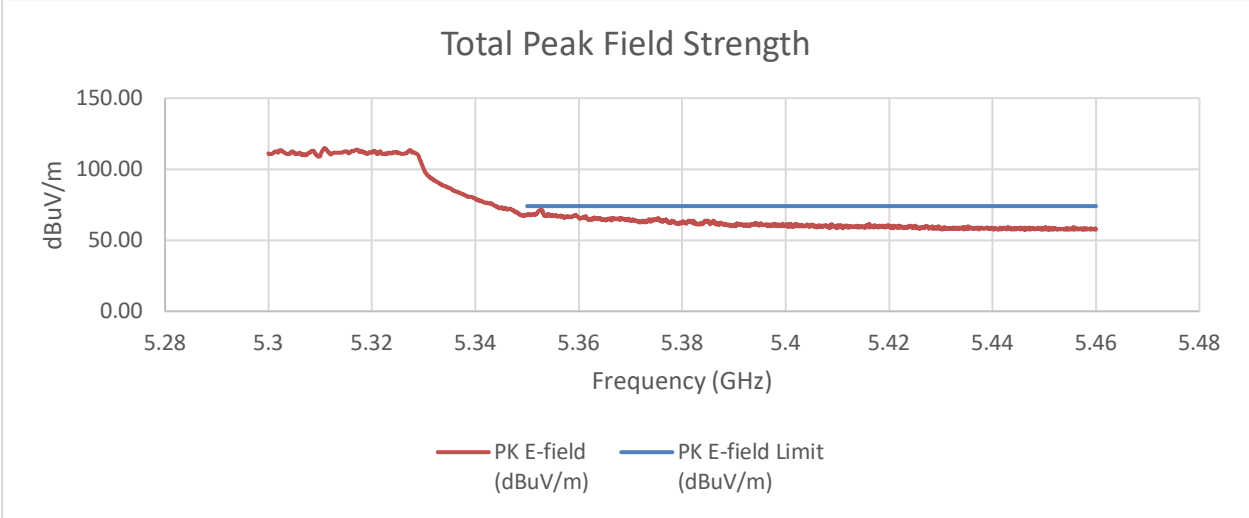

SUMMED BANDEDGE DATA (Av) Fast Method

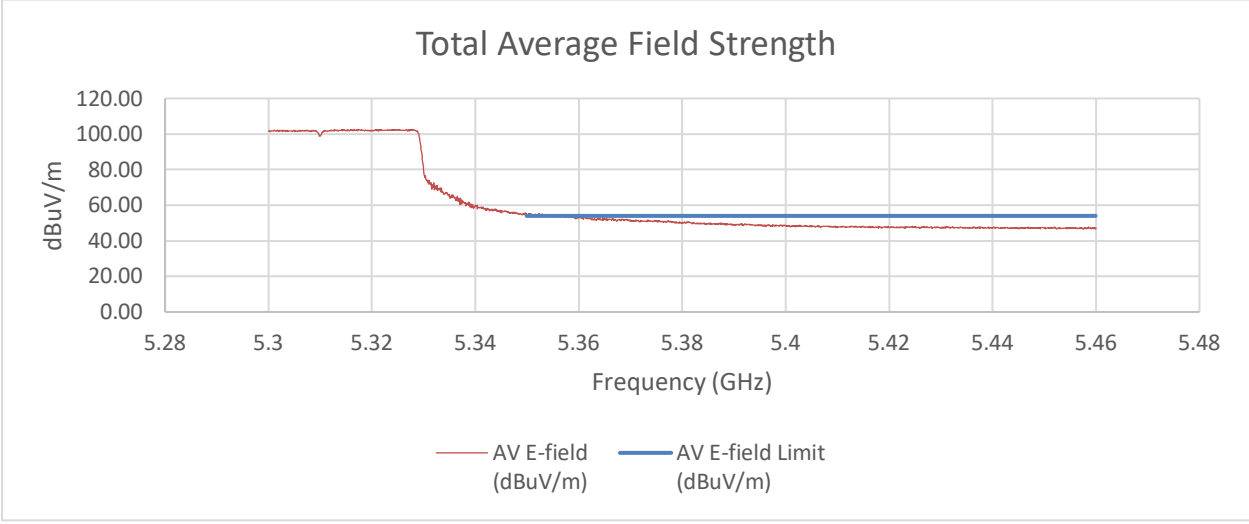

UL LLC
12 Laboratory Drive, Research Triangle Park, NC 27709; USA TEL:(919)549-1400
This report shall not be reproduced except in full, without the written approval of UL LLC

SUMMED BANDEDGE DATA (Pk) Slow Sweep

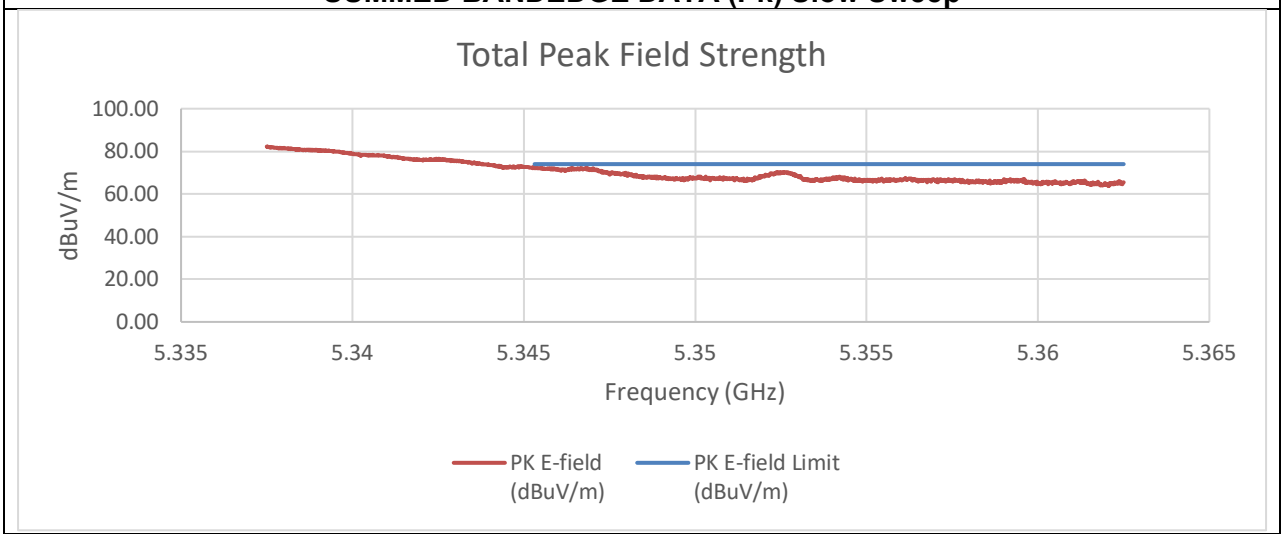

SUMMED BANDEDGE DATA (Av) Slow Sweep

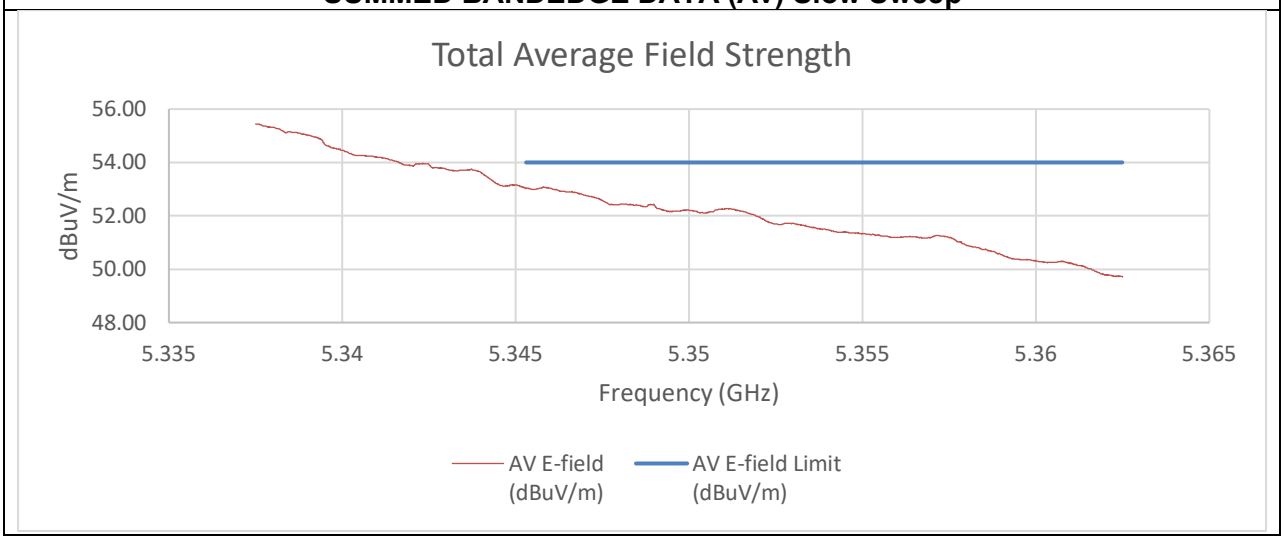

Summed Pk and Av Data at Restricted Band

Frequency (GHz)	PK Reading C1 (dBm)	PK Reading C2 (dBm)	PK EIRP (dBm)	PK E-field (dBuV/m)	PK E-field Limit (dBuV/m)	Margin (dB)
5.35	-37.97	-40.31	-27.76	67.49	74.00	-6.51
Frequency (GHz)	**AV Reading C1 (dBm)**	**AV Reading C2 (dBm)**	**AV EIRP (dBm)**	**AV E-field (dBuV/m)**	**AV E-field Limit (dBuV/m)**	**Margin (dB)**
5.35	-53.14	-55.81	-43.05	52.20	54.00	-1.80

An array gain of 8.21 dBi was used in the calculation of the summed data. Fast sweep was performed just to show that no other emissions existed outside of the frequencies observed by the slow sweep measurement.

UL LLC
12 Laboratory Drive, Research Triangle Park, NC 27709; USA TEL:(919)549-1400
This report shall not be reproduced except in full, without the written approval of UL LLC

2TX CHAIN 0 + CHAIN 1 MODE (Mid Gain)

5290 MHz (High BE)

SUMMED BANDEDGE DATA (Pk) Fast Method

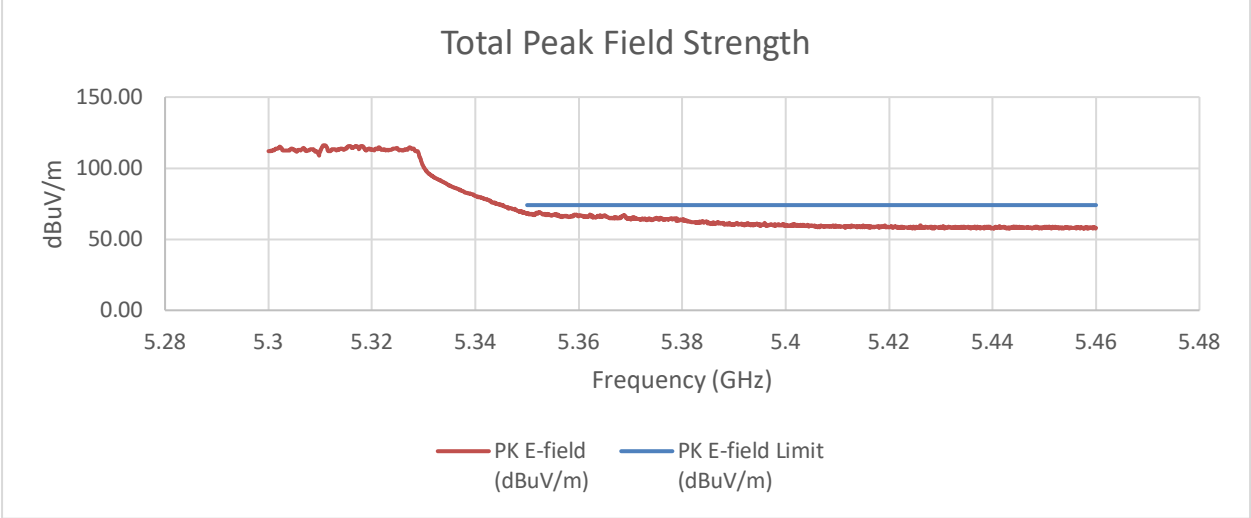

SUMMED BANDEDGE DATA (Av) Fast Method

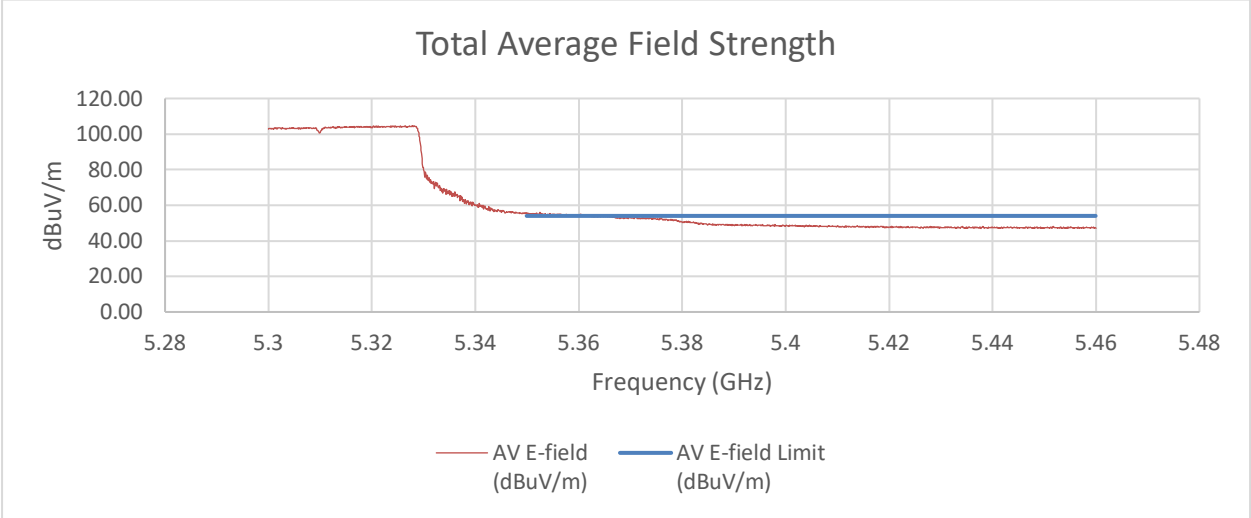

UL LLC
12 Laboratory Drive, Research Triangle Park, NC 27709; USA TEL:(919)549-1400
This report shall not be reproduced except in full, without the written approval of UL LLC

SUMMED BANDEDGE DATA (Pk) Slow Sweep

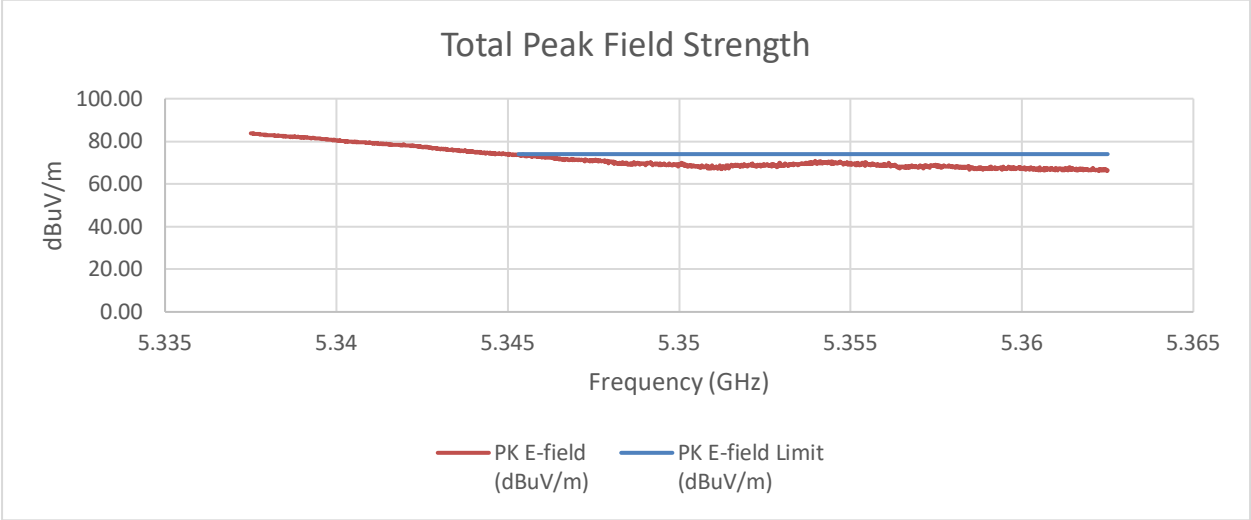

SUMMED BANDEDGE DATA (Av) Slow Sweep

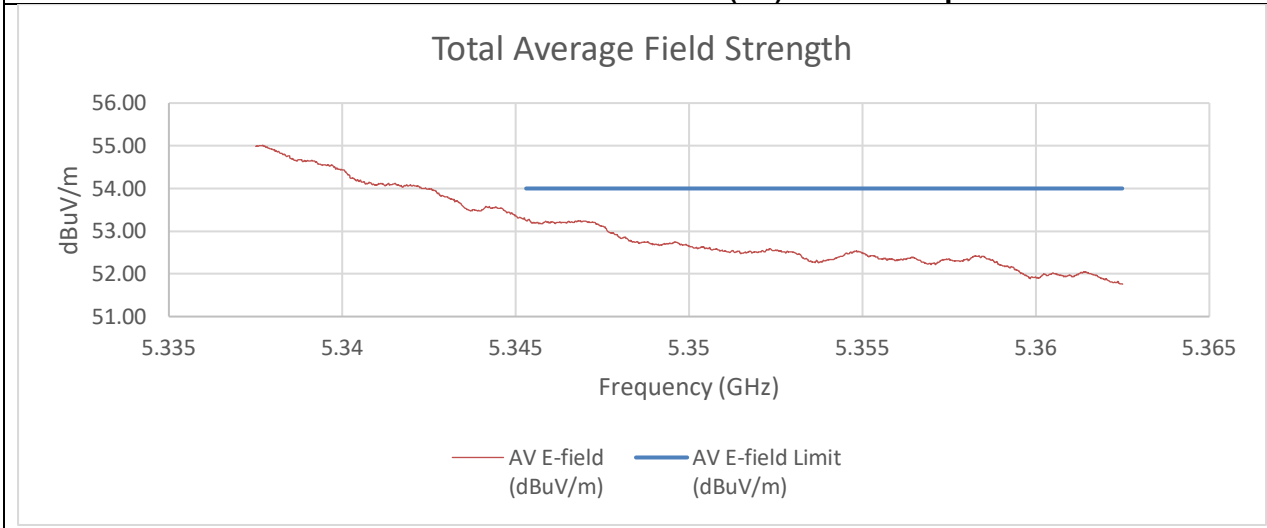

Summed Pk and Av Data at Restricted Band

Frequency (GHz)	PK Reading C1 (dBm)	PK Reading C2 (dBm)	PK EIRP (dBm)	PK E-field (dBuV/m)	PK E-field Limit (dBuV/m)	Margin (dB)
5.35	-38.52	-40.22	-25.97	69.29	74.00	-4.71
Frequency (GHz)	**AV Reading C1 (dBm)**	**AV Reading C2 (dBm)**	**AV EIRP (dBm)**	**AV E-field (dBuV/m)**	**AV E-field Limit (dBuV/m)**	**Margin (dB)**
5.35	-56.04	-55.83	-42.61	52.64	54.00	-1.36

An array gain of 10.31 dBi was used in the calculation of the summed data. Fast sweep was performed just to show that no other emissions existed outside of the frequencies observed by the slow sweep measurement.

UL LLC
12 Laboratory Drive, Research Triangle Park, NC 27709; USA TEL:(919)549-1400
This report shall not be reproduced except in full, without the written approval of UL LLC

2TX CHAIN 0 + CHAIN 1 MODE (High Gain)

PK MEASUREMENT

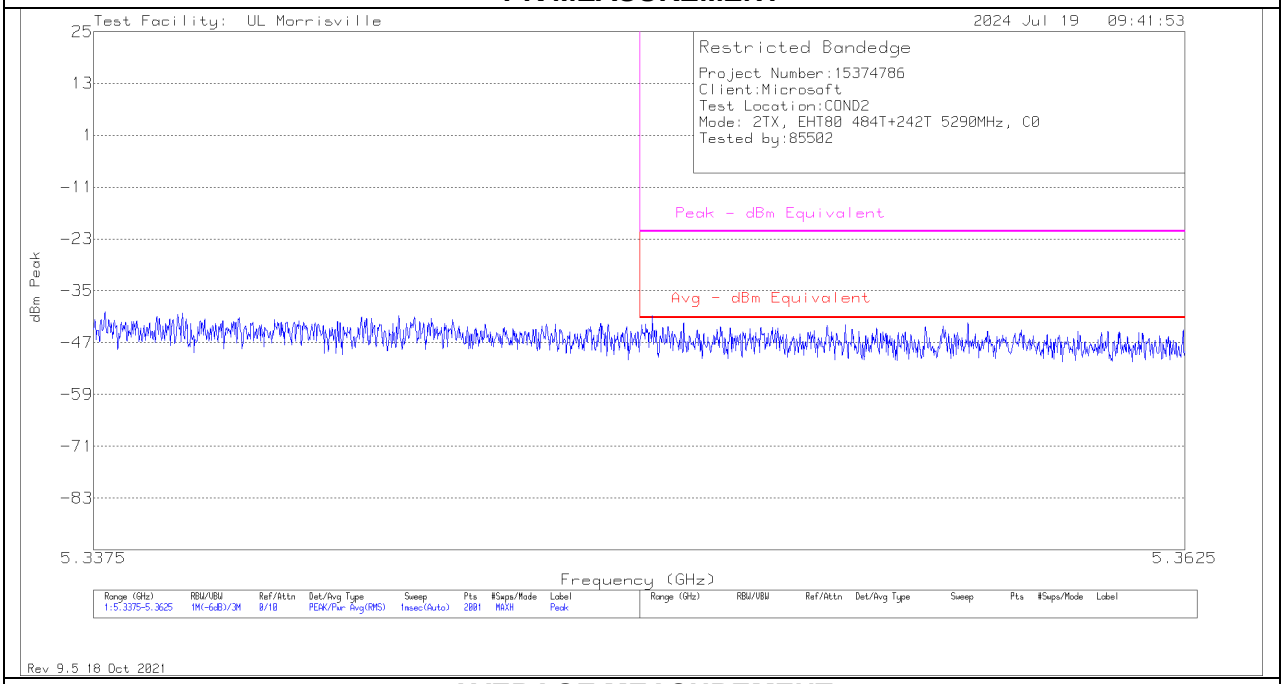

AVERAGE MEASUREMENT

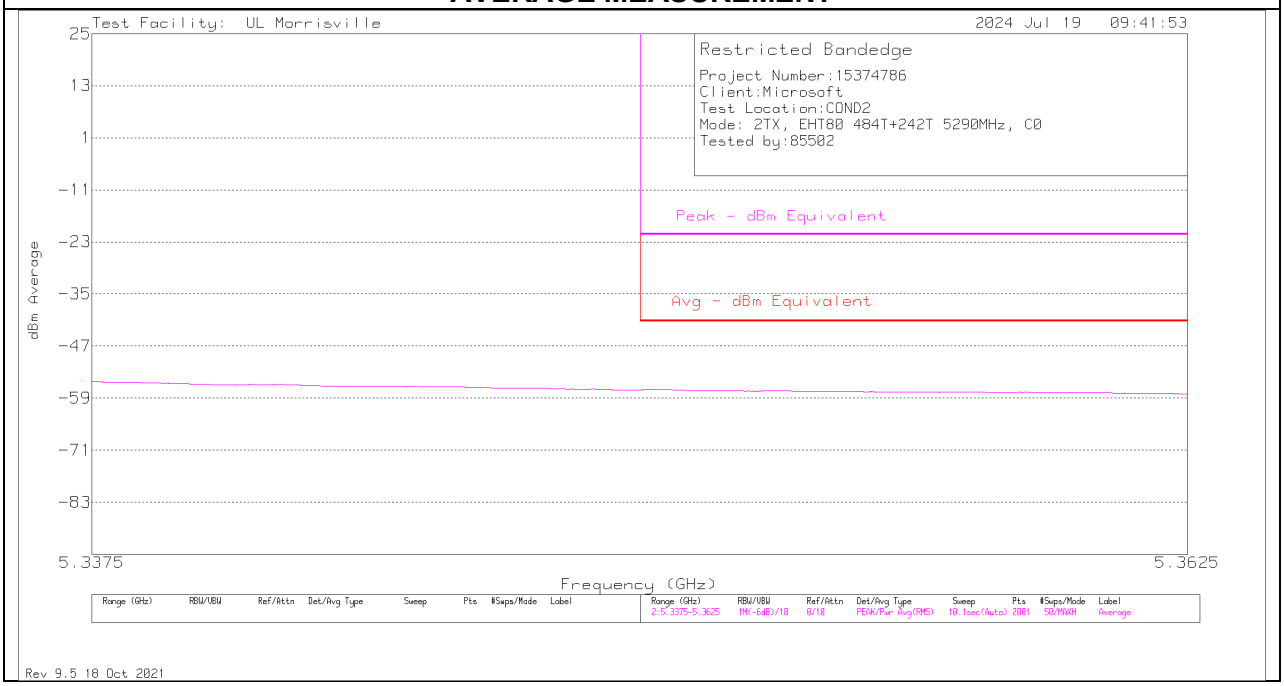

UL LLC
12 Laboratory Drive, Research Triangle Park, NC 27709; USA TEL:(919)549-1400

This report shall not be reproduced except in full, without the written approval of UL LLC

SUMMED BANDEDGE DATA (Pk) Fast Method

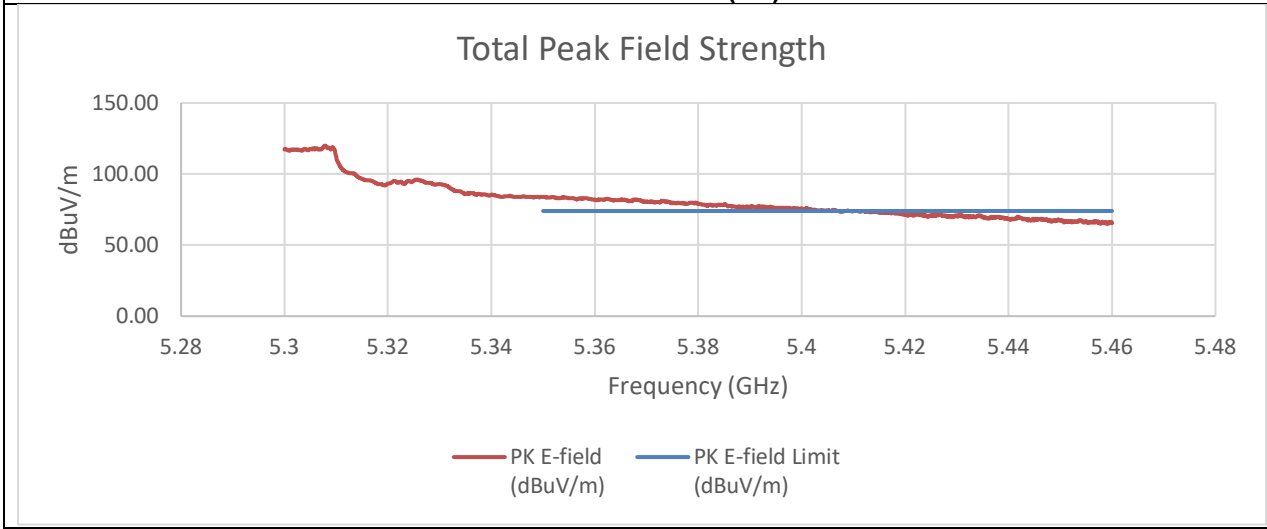

SUMMED BANDEDGE DATA (Av) Fast Method

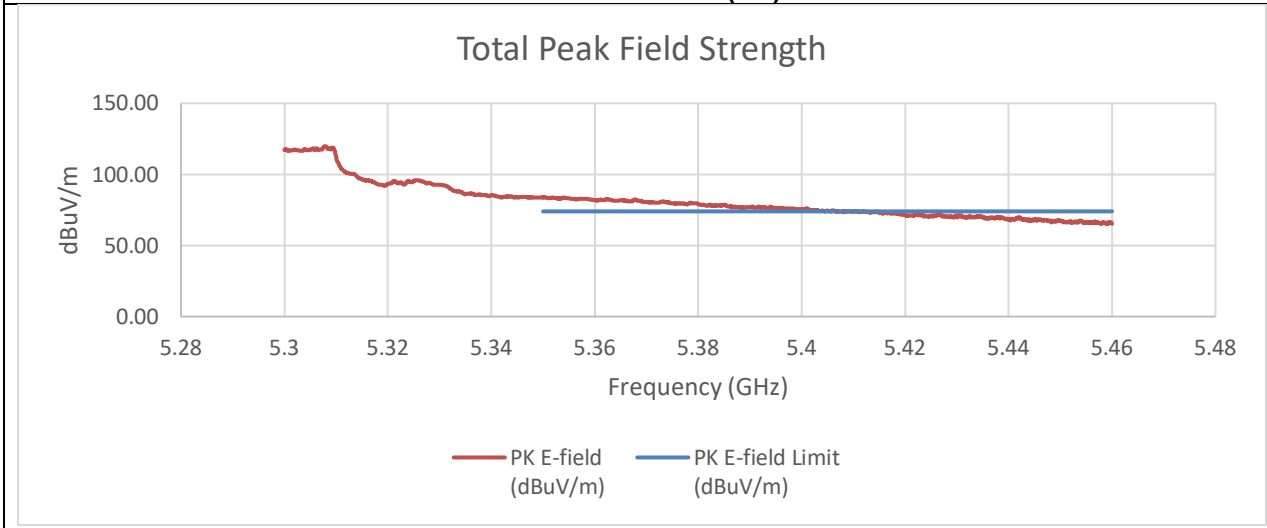

UL LLC
12 Laboratory Drive, Research Triangle Park, NC 27709; USA TEL:(919)549-1400

This report shall not be reproduced except in full, without the written approval of UL LLC

SUMMED BANDEDGE DATA (Pk) Slow Sweep

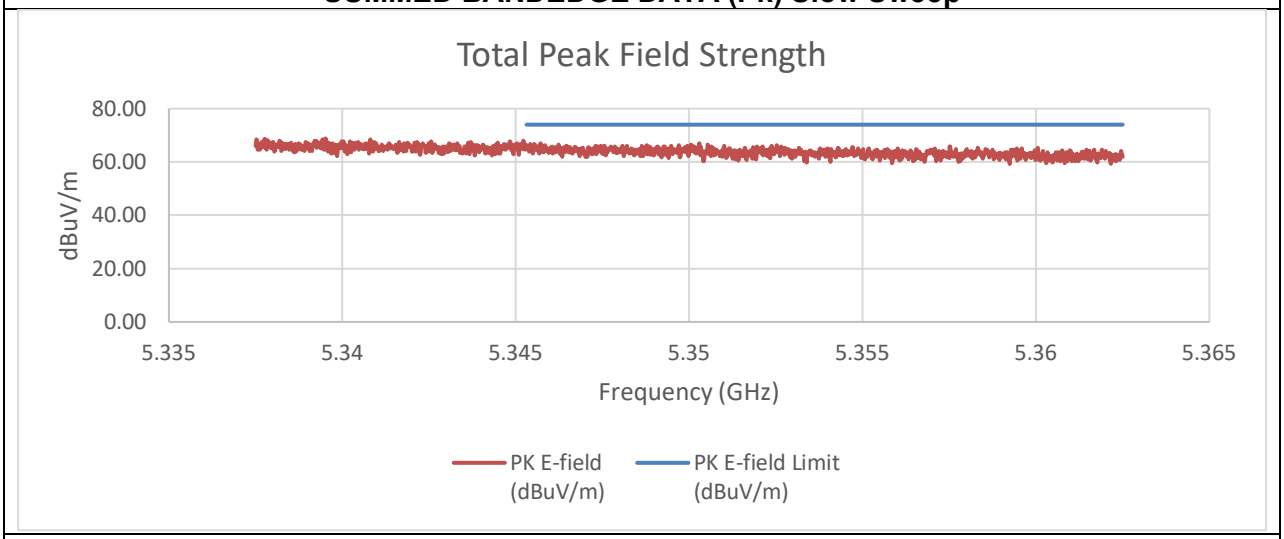

SUMMED BANDEDGE DATA (Av) Slow Sweep

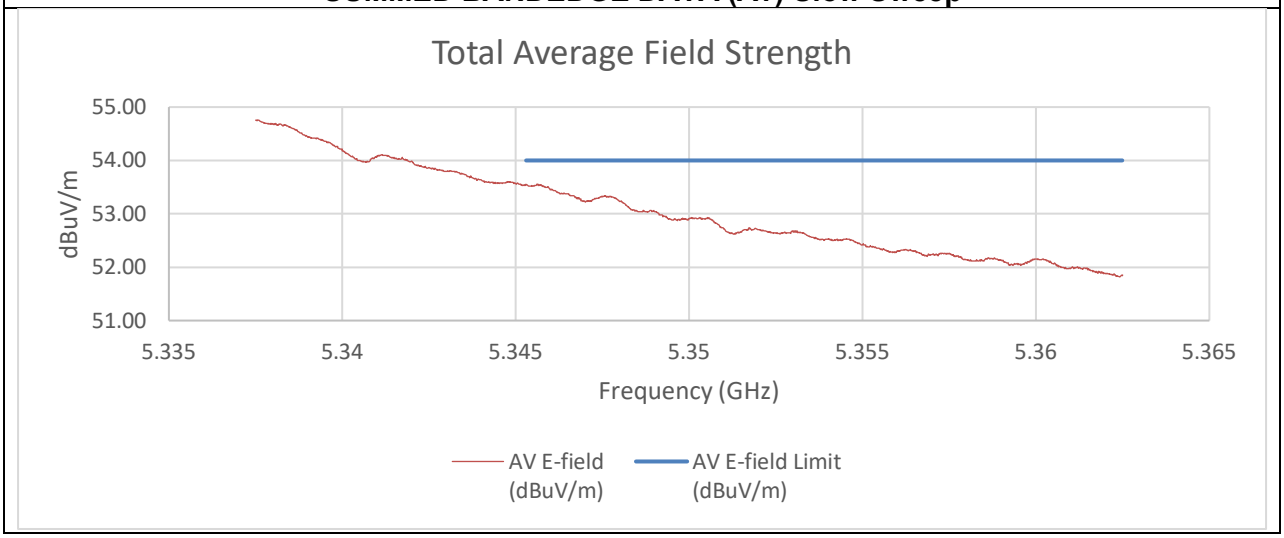

Summed Pk and Av Data at Restricted Band

Frequency (GHz)	PK Reading C1 (dBm)	PK Reading C2 (dBm)	PK EIRP (dBm)	PK E-field (dBuV/m)	PK E-field Limit (dBuV/m)	Margin (dB)
5.35	-46.37	-45.22	-31.08	64.18	74.00	-9.82
Frequency (GHz)	**AV Reading C1 (dBm)**	**AV Reading C2 (dBm)**	**AV EIRP (dBm)**	**AV E-field (dBuV/m)**	**AV E-field Limit (dBuV/m)**	**Margin (dB)**
5.35	-57.10	-57.10	-42.42	52.84	54.00	-1.16

An array gain of 11.67 dBi was used in the calculation of the summed data. Fast sweep was performed just to show that no other emissions existed outside of the frequencies observed by the slow sweep measurement.

UL LLC
12 Laboratory Drive, Research Triangle Park, NC 27709; USA TEL:(919)549-1400
This report shall not be reproduced except in full, without the written approval of UL LLC

TX ABOVE 1 GHz 802.11be EHT80 242T+484T (N) MODE IN THE 5.3 GHz BAND

2TX CHAIN 0 + CHAIN 1 MODE (Low Gain)

5290 MHz (High BE)

SUMMED BANDEDGE DATA (Pk) Fast Method

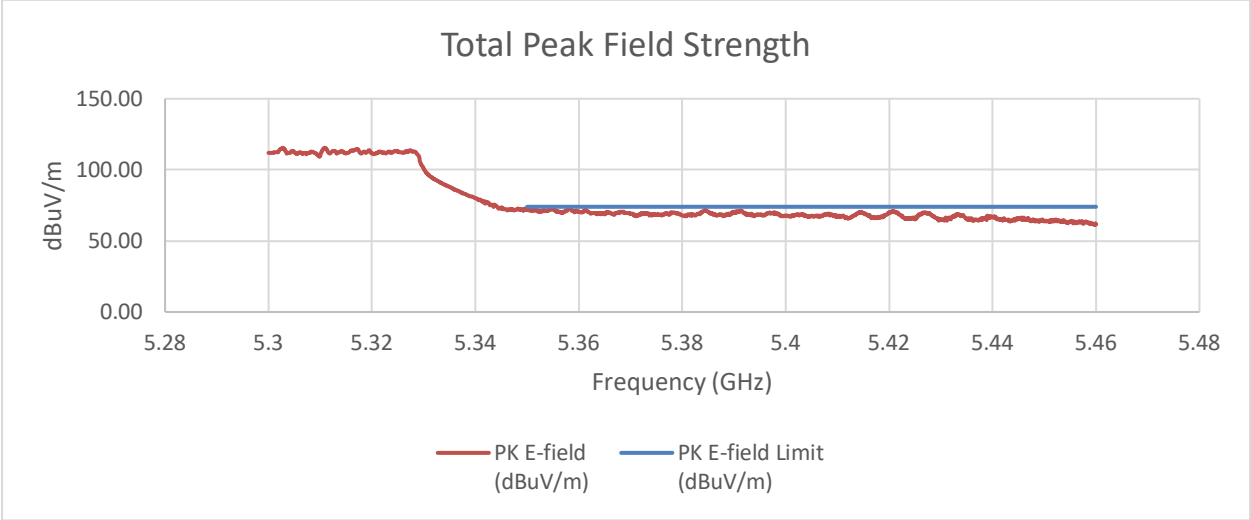

SUMMED BANDEDGE DATA (Av) Fast Method

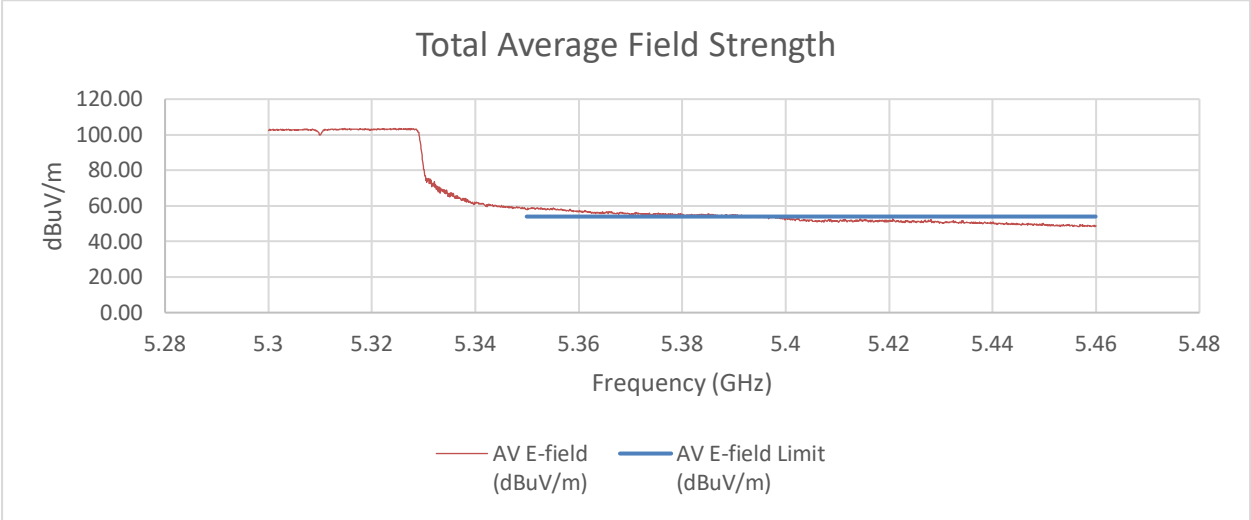

UL LLC
12 Laboratory Drive, Research Triangle Park, NC 27709; USA TEL:(919)549-1400
This report shall not be reproduced except in full, without the written approval of UL LLC

SUMMED BANDEDGE DATA (Pk) Slow Sweep

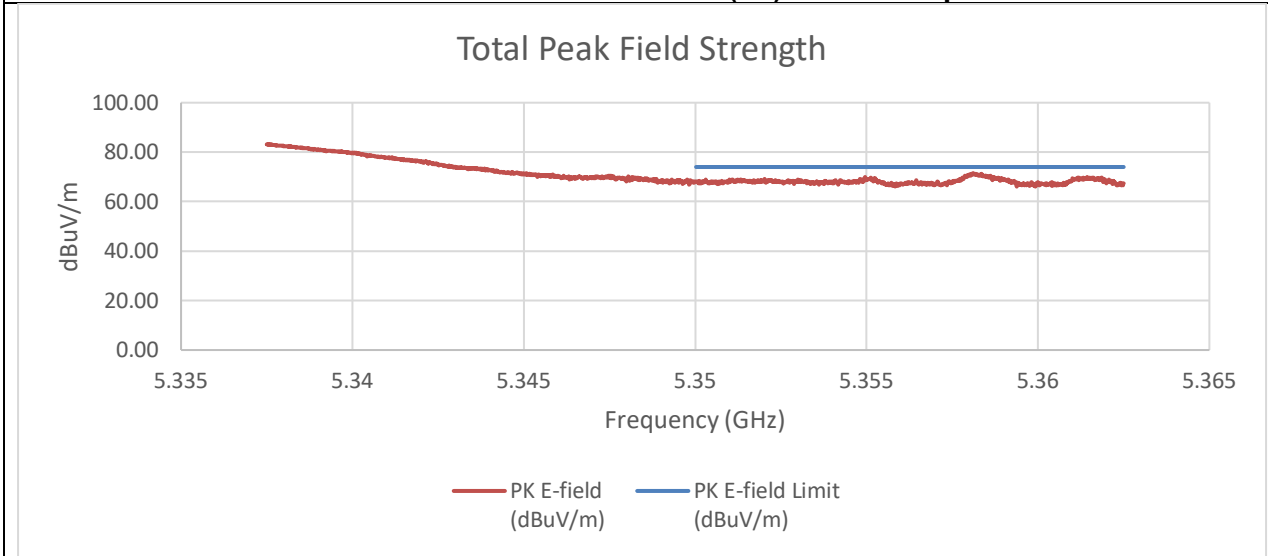

SUMMED BANDEDGE DATA (Av) Slow Sweep

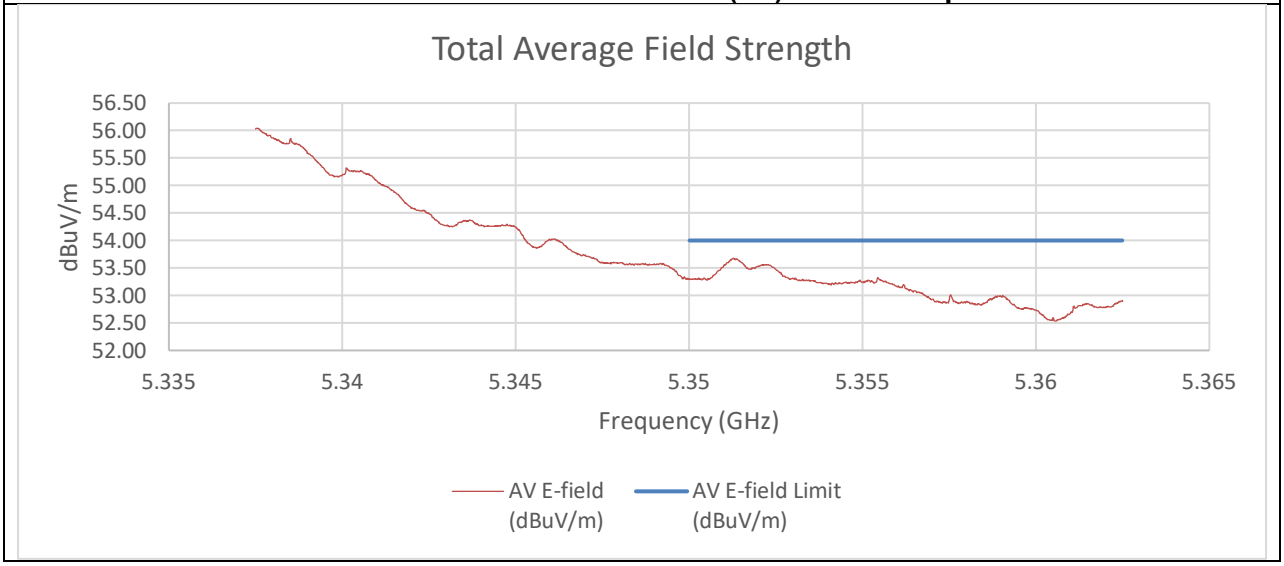

Summed Pk and Av Data at Restricted Band

Frequency (GHz)	PK Reading C1 (dBm)	PK Reading C2 (dBm)	PK EIRP (dBm)	PK E-field (dBuV/m)	PK E-field Limit (dBuV/m)	Margin (dB)
5.35	-39.27	-37.60	-27.13	68.12	74.00	-5.88
Frequency (GHz)	**AV Reading C1 (dBm)**	**AV Reading C2 (dBm)**	**AV EIRP (dBm)**	**AV E-field (dBuV/m)**	**AV E-field Limit (dBuV/m)**	**Margin (dB)**
5.35	-53.84	-52.61	-41.96	53.30	54.00	-0.70

An array gain of 8.21 dBi was used in the calculation of the summed data. Fast sweep was performed just to show that no other emissions existed outside of the frequencies observed by the slow sweep measurement.

UL LLC
12 Laboratory Drive, Research Triangle Park, NC 27709; USA TEL:(919)549-1400
This report shall not be reproduced except in full, without the written approval of UL LLC

2TX CHAIN 0 + CHAIN 1 MODE (Mid Gain)

5290 MHz (High BE)

SUMMED BANDEDGE DATA (Pk) Fast Method

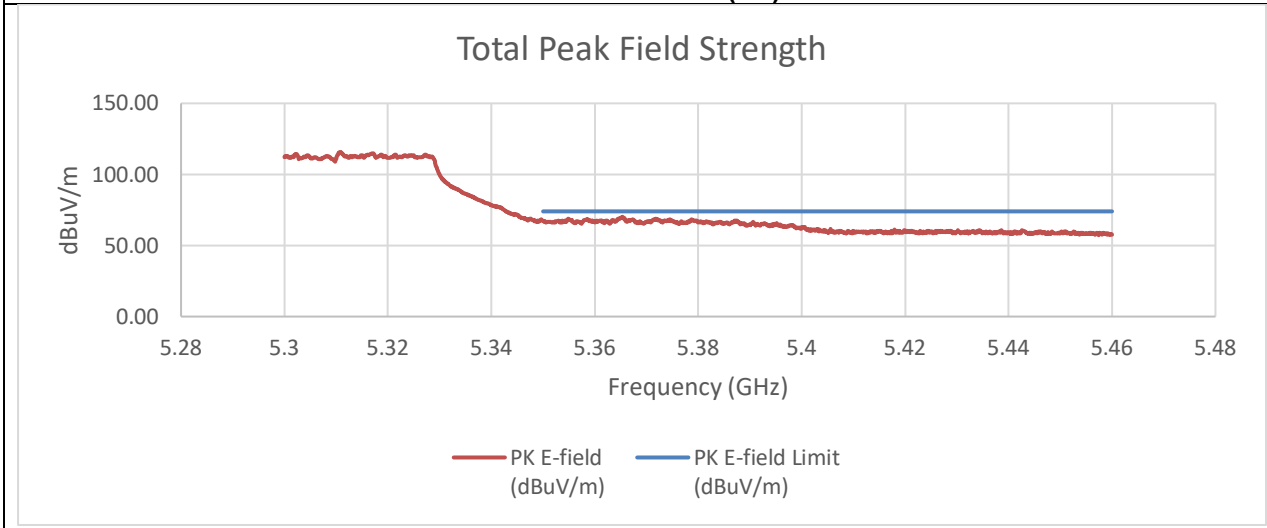

SUMMED BANDEDGE DATA (Av) Fast Method

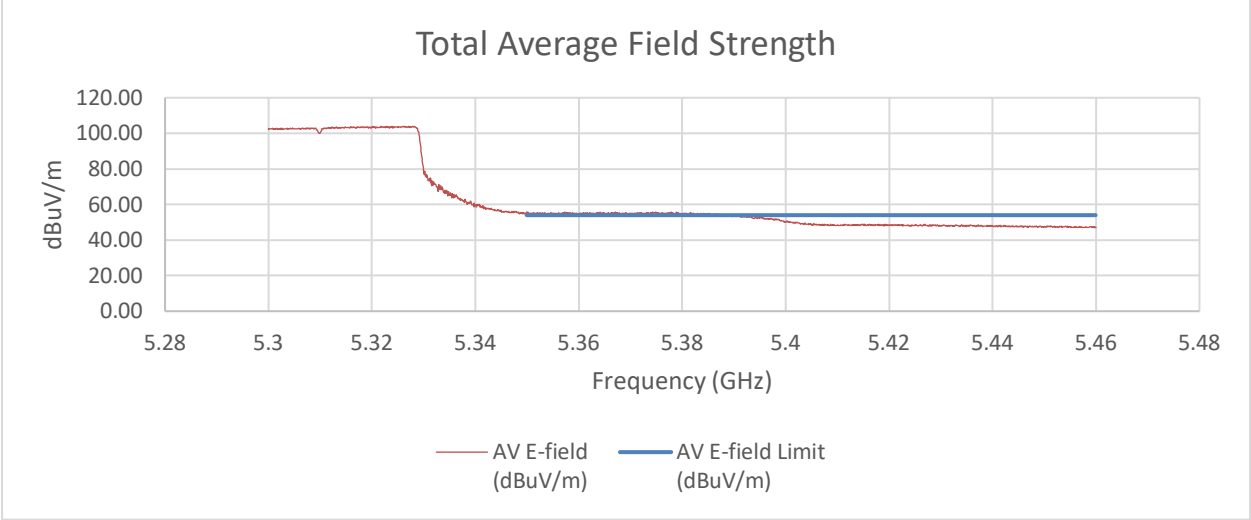

UL LLC
12 Laboratory Drive, Research Triangle Park, NC 27709; USA TEL:(919)549-1400
This report shall not be reproduced except in full, without the written approval of UL LLC

SUMMED BANDEDGE DATA (Pk) Slow Sweep

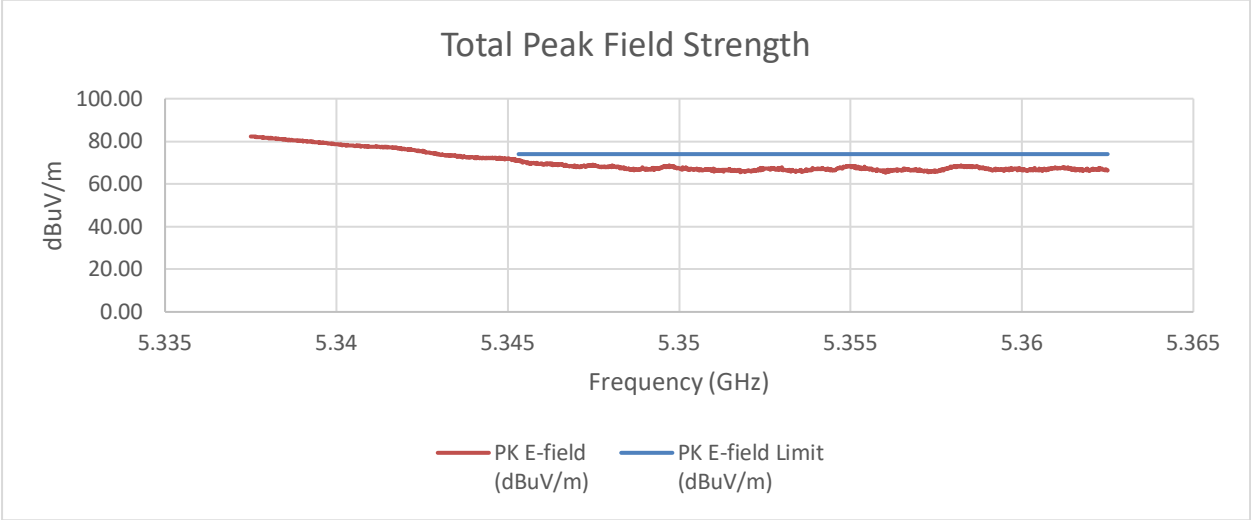

SUMMED BANDEDGE DATA (Av) Slow Sweep

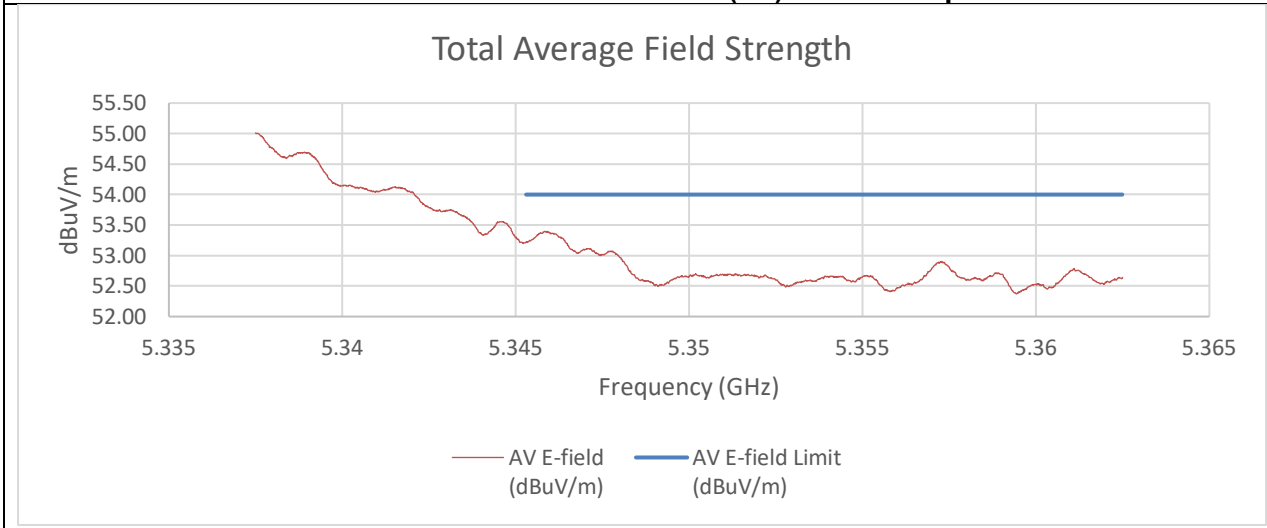

Summed Pk and Av Data at Restricted Band

Frequency (GHz)	PK Reading C1 (dBm)	PK Reading C2 (dBm)	PK EIRP (dBm)	PK E-field (dBuV/m)	PK E-field Limit (dBuV/m)	Margin (dB)
5.35	-43.27	-39.78	-27.86	67.39	74.00	-6.61
Frequency (GHz)	**AV Reading C1 (dBm)**	**AV Reading C2 (dBm)**	**AV EIRP (dBm)**	**AV E-field (dBuV/m)**	**AV E-field Limit (dBuV/m)**	**Margin (dB)**
5.35	-58.91	-54.16	-42.60	52.66	54.00	-1.34

An array gain of 10.31 dBi was used in the calculation of the summed data. Fast sweep was performed just to show that no other emissions existed outside of the frequencies observed by the slow sweep measurement.

UL LLC
12 Laboratory Drive, Research Triangle Park, NC 27709; USA TEL:(919)549-1400
This report shall not be reproduced except in full, without the written approval of UL LLC

2TX CHAIN 0 + CHAIN 1 MODE (High Gain)

PK MEASUREMENT

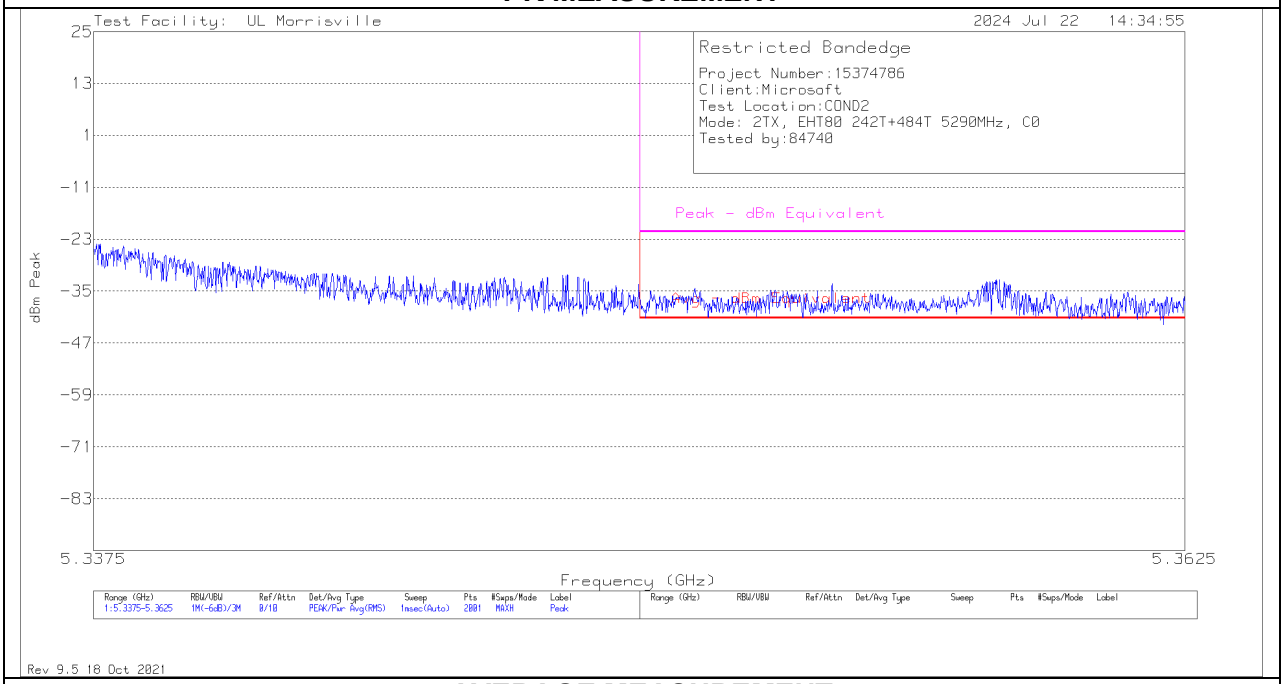

AVERAGE MEASUREMENT

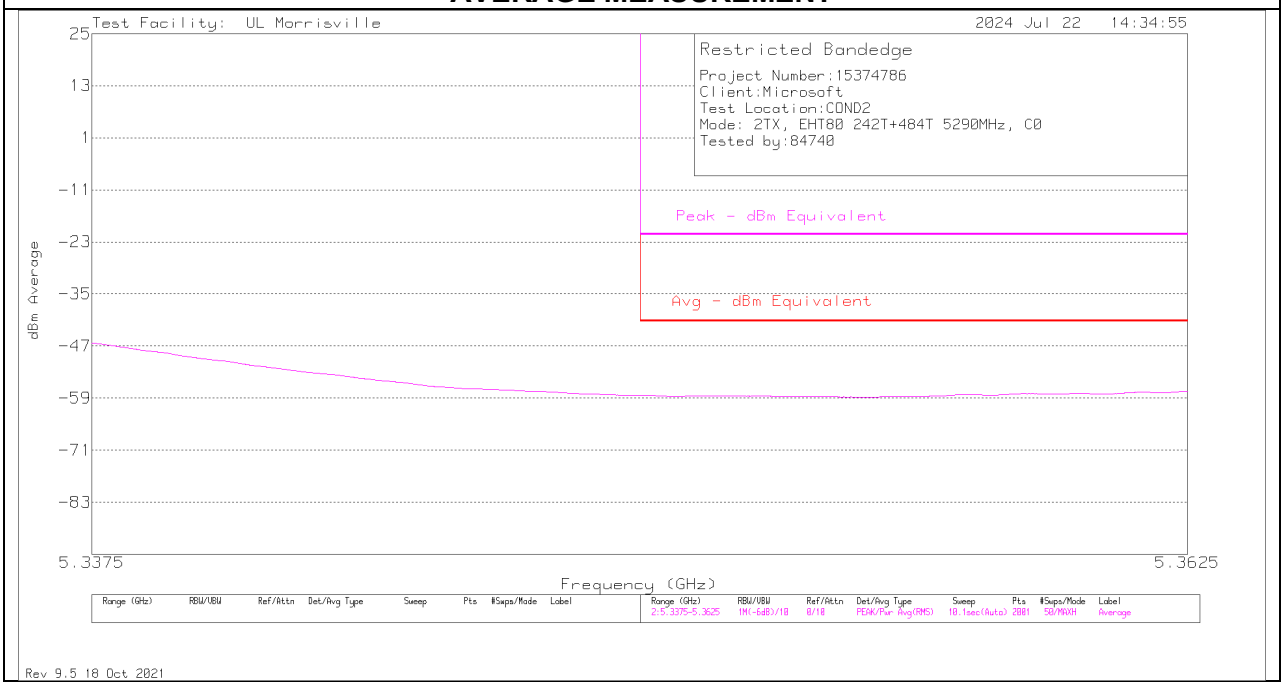

UL LLC
12 Laboratory Drive, Research Triangle Park, NC 27709; USA TEL:(919)549-1400
This report shall not be reproduced except in full, without the written approval of UL LLC

SUMMED BANDEDGE DATA (Pk) Fast Method

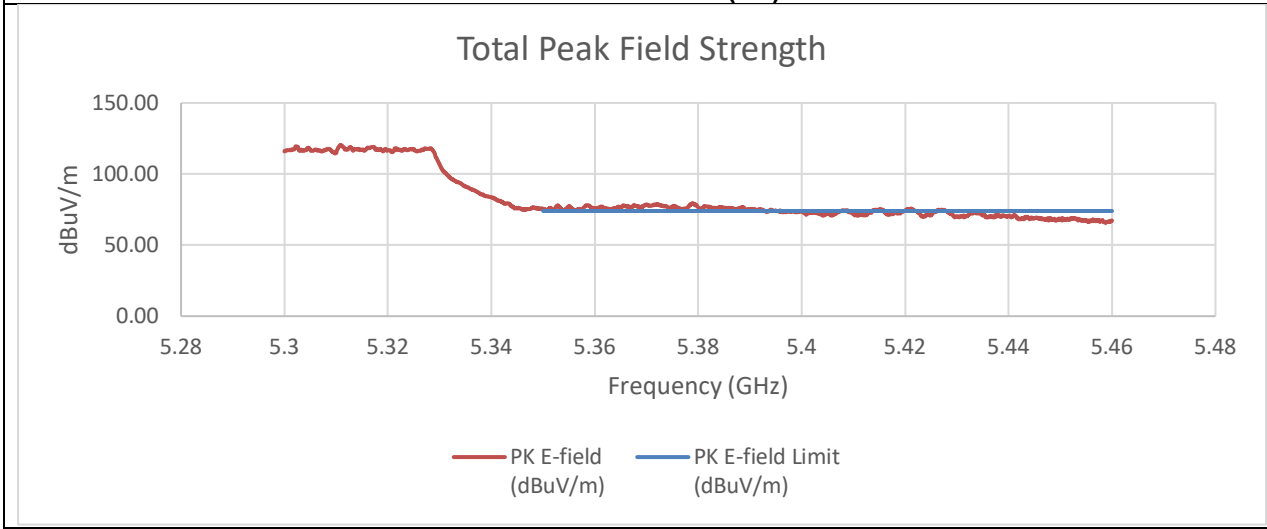

SUMMED BANDEDGE DATA (Av) Fast Method

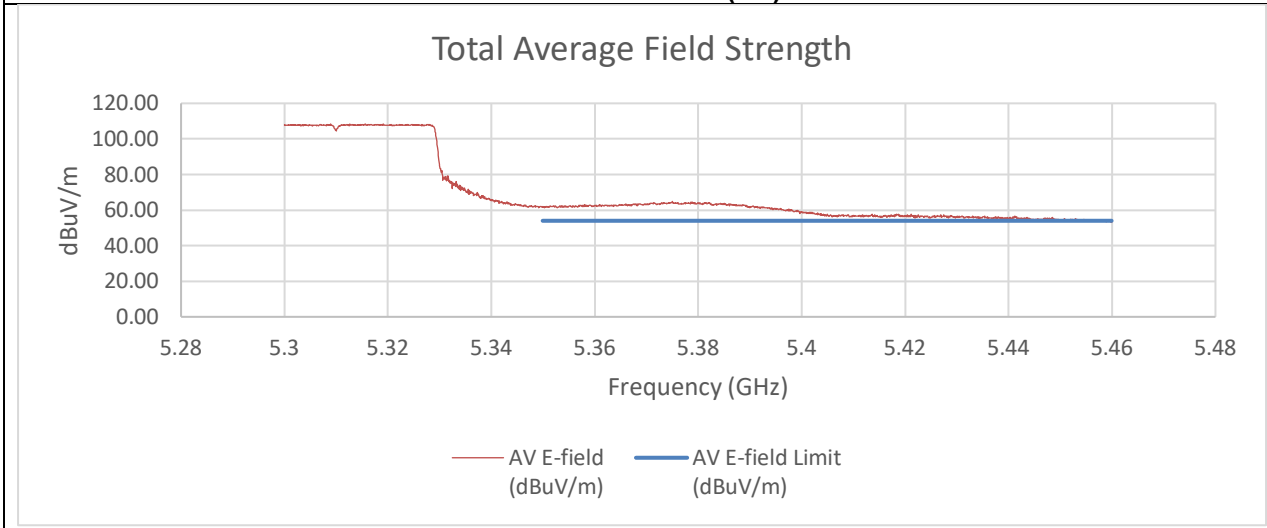

UL LLC
12 Laboratory Drive, Research Triangle Park, NC 27709; USA TEL:(919)549-1400

This report shall not be reproduced except in full, without the written approval of UL LLC

SUMMED BANDEDGE DATA (Pk) Slow Sweep

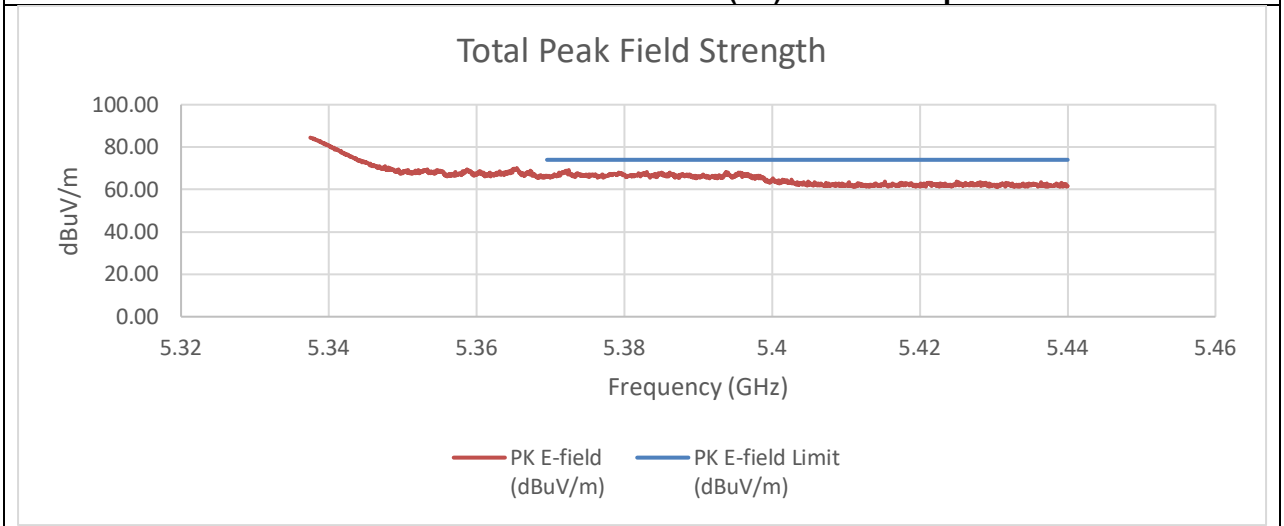

SUMMED BANDEDGE DATA (Av) Slow Sweep

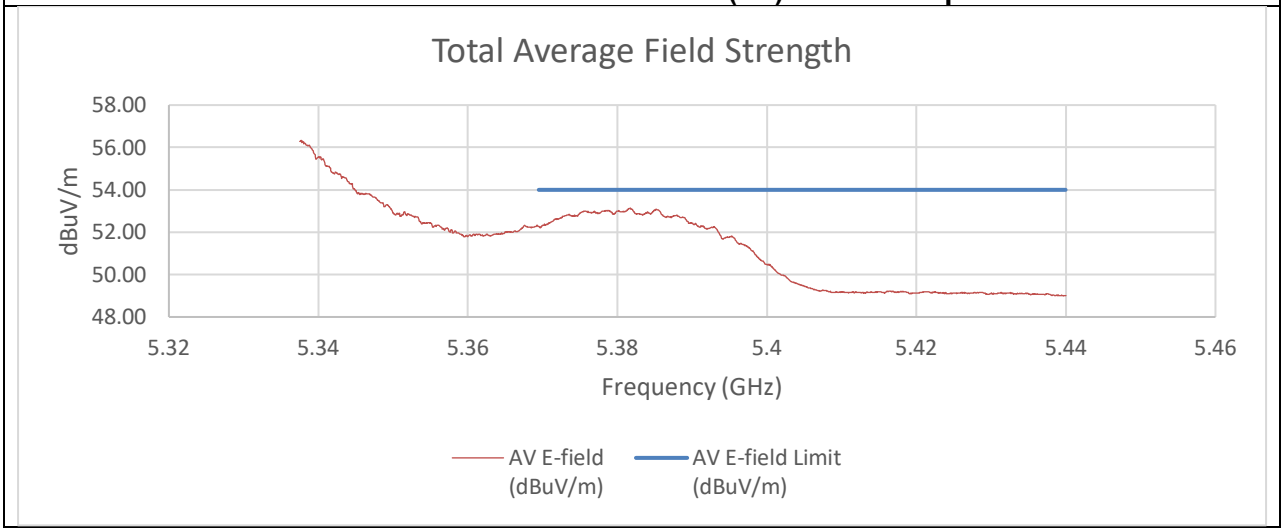

Summed Pk and Av Data at Restricted Band

Frequency (GHz)	PK Reading C1 (dBm)	PK Reading C2 (dBm)	PK EIRP (dBm)	PK E-field (dBuV/m)	PK E-field Limit (dBuV/m)	Margin (dB)
5.35	-42.41	-42.37	-27.71	67.55	74.00	-6.45
Frequency (GHz)	**AV Reading C1 (dBm)**	**AV Reading C2 (dBm)**	**AV EIRP (dBm)**	**AV E-field (dBuV/m)**	**AV E-field Limit (dBuV/m)**	**Margin (dB)**
5.35	-58.38	-56.50	-42.66	52.60	54.00	-1.40
5.38	-56.57	-5706	-42.13	53.13	54	-0.87

An array gain of 11.67 dBi was used in the calculation of the summed data.

UL LLC
12 Laboratory Drive, Research Triangle Park, NC 27709; USA TEL:(919)549-1400
This report shall not be reproduced except in full, without the written approval of UL LLC

TX ABOVE 1 GHz 802.11be EHT80 484T+242T (N) MODE IN THE 5.3 GHz BAND

2TX CHAIN 0 + CHAIN 1 MODE (Low Gain)

5290 MHz (High BE)

SUMMED BANDEDGE DATA (Pk) Fast Method

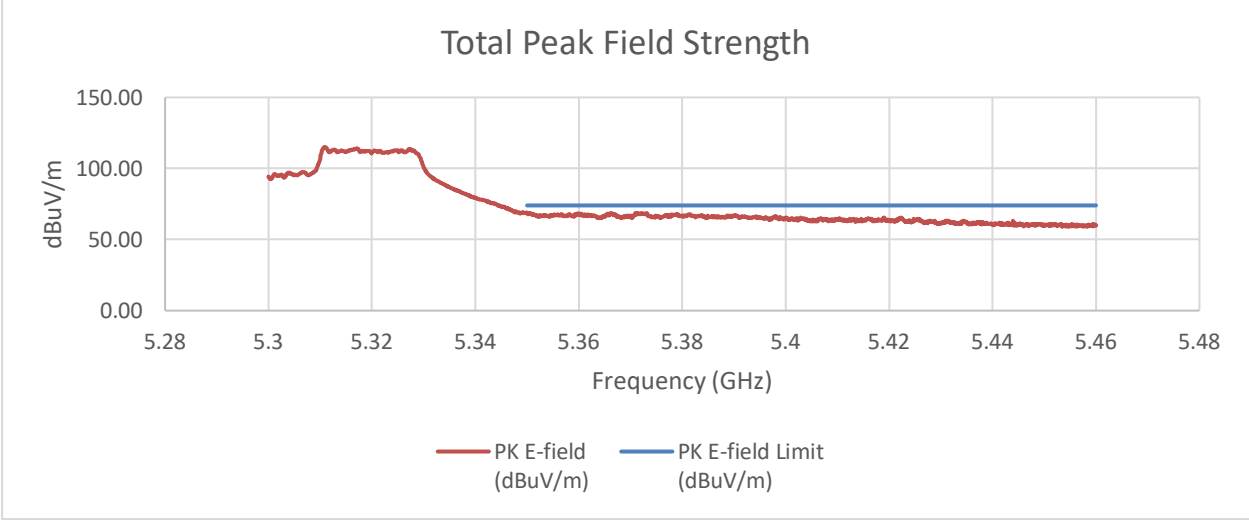

SUMMED BANDEDGE DATA (Av) Fast Method

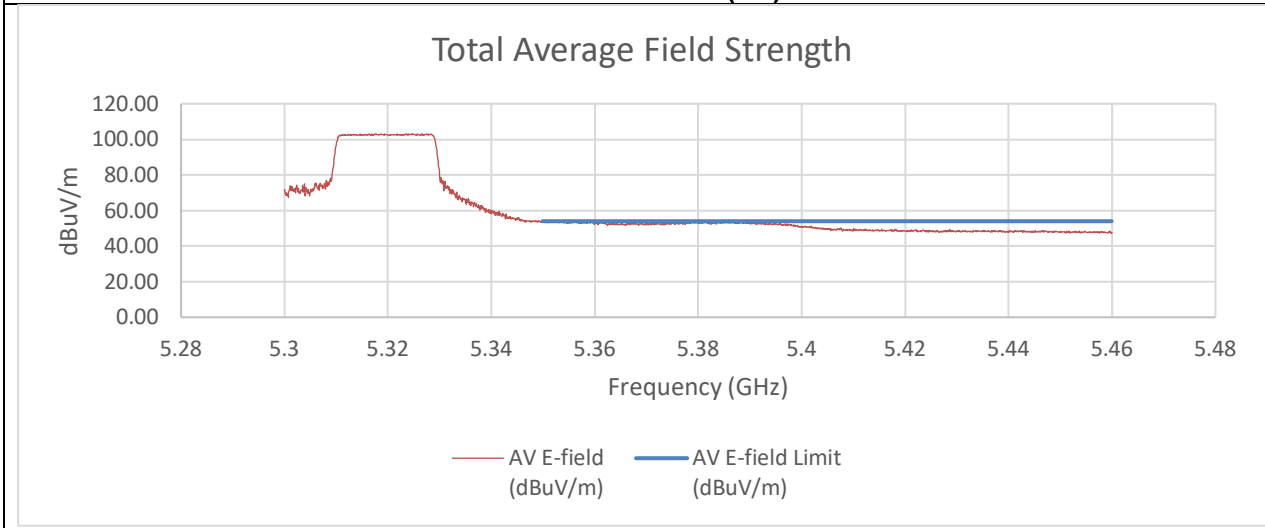

UL LLC
12 Laboratory Drive, Research Triangle Park, NC 27709; USA TEL:(919)549-1400
This report shall not be reproduced except in full, without the written approval of UL LLC

SUMMED BANDEDGE DATA (Pk) Slow Sweep

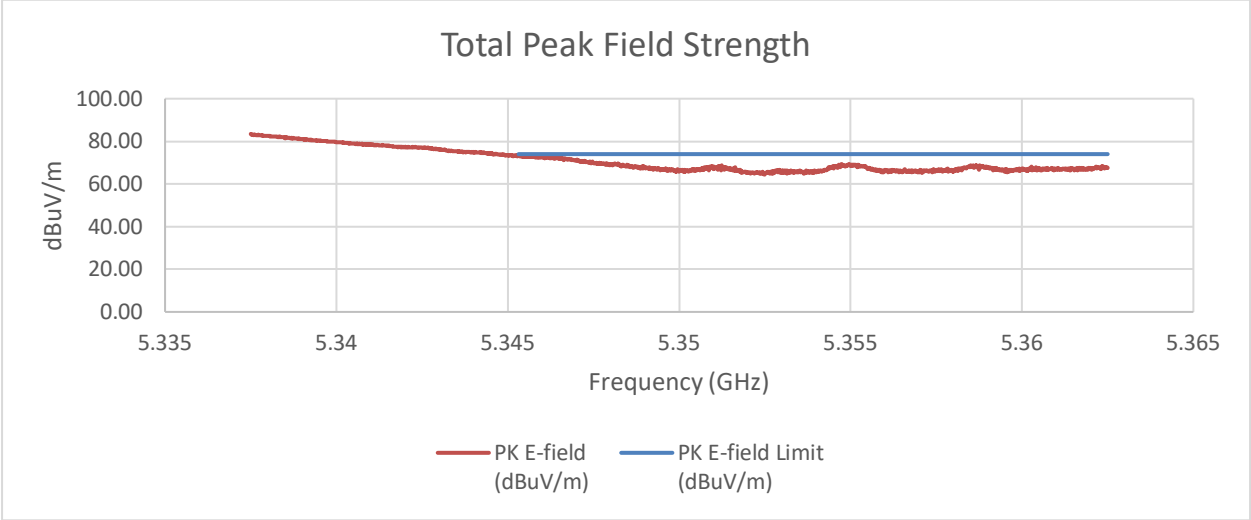

SUMMED BANDEDGE DATA (Av) Slow Sweep

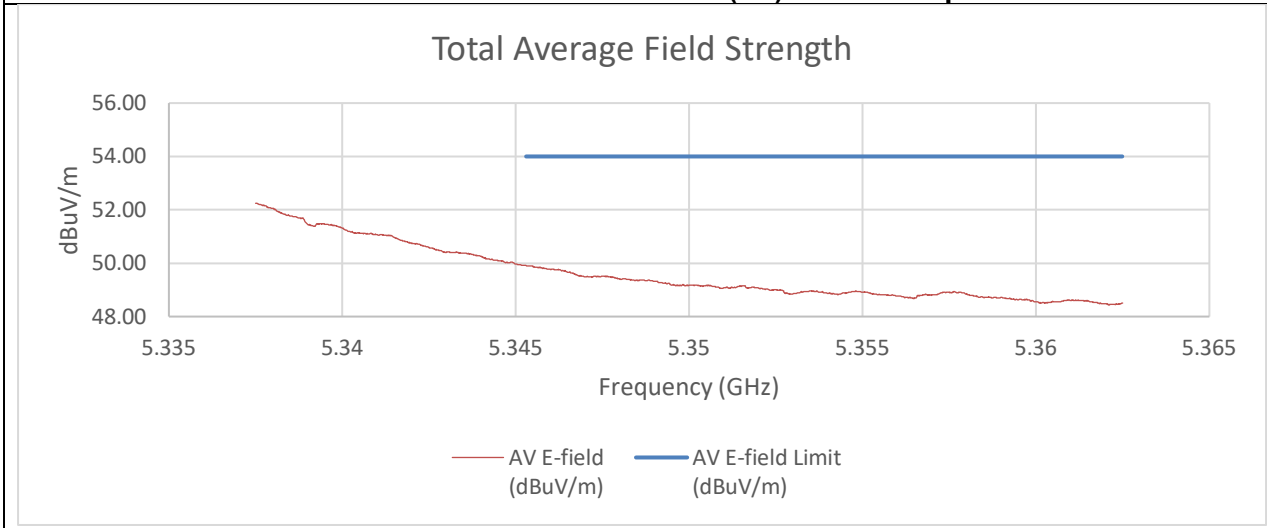

Summed Pk and Av Data at Restricted Band

Frequency (GHz)	PK Reading C1 (dBm)	PK Reading C2 (dBm)	PK EIRP (dBm)	PK E-field (dBuV/m)	PK E-field Limit (dBuV/m)	Margin (dB)
5.35	-39.36	-41.27	-28.99	66.27	74.00	-7.73
Frequency (GHz)	**AV Reading C1 (dBm)**	**AV Reading C2 (dBm)**	**AV EIRP (dBm)**	**AV E-field (dBuV/m)**	**AV E-field Limit (dBuV/m)**	**Margin (dB)**
5.35	-57.23	-57.39	-46.09	49.17	54.00	-4.83

An array gain of 8.21 dBi was used in the calculation of the summed data. Fast sweep was performed just to show that no other emissions existed outside of the frequencies observed by the slow sweep measurement.

UL LLC
12 Laboratory Drive, Research Triangle Park, NC 27709; USA TEL:(919)549-1400
This report shall not be reproduced except in full, without the written approval of UL LLC

2TX CHAIN 0 + CHAIN 1 MODE (Mid Gain)

5290 MHz (High BE)

SUMMED BANDEDGE DATA (Pk) Fast Method

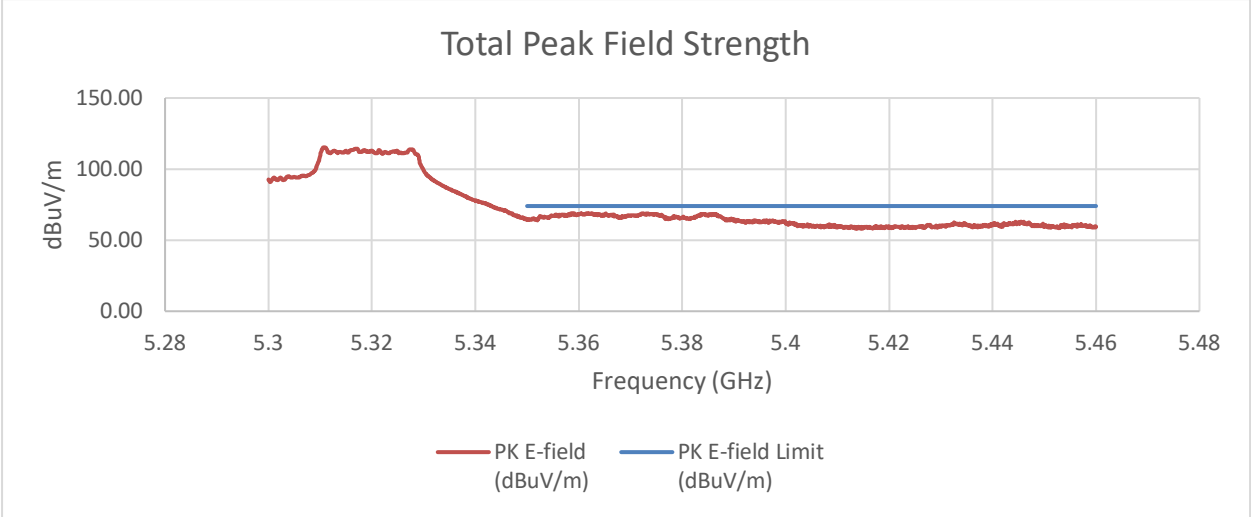

SUMMED BANDEDGE DATA (Av) Fast Method

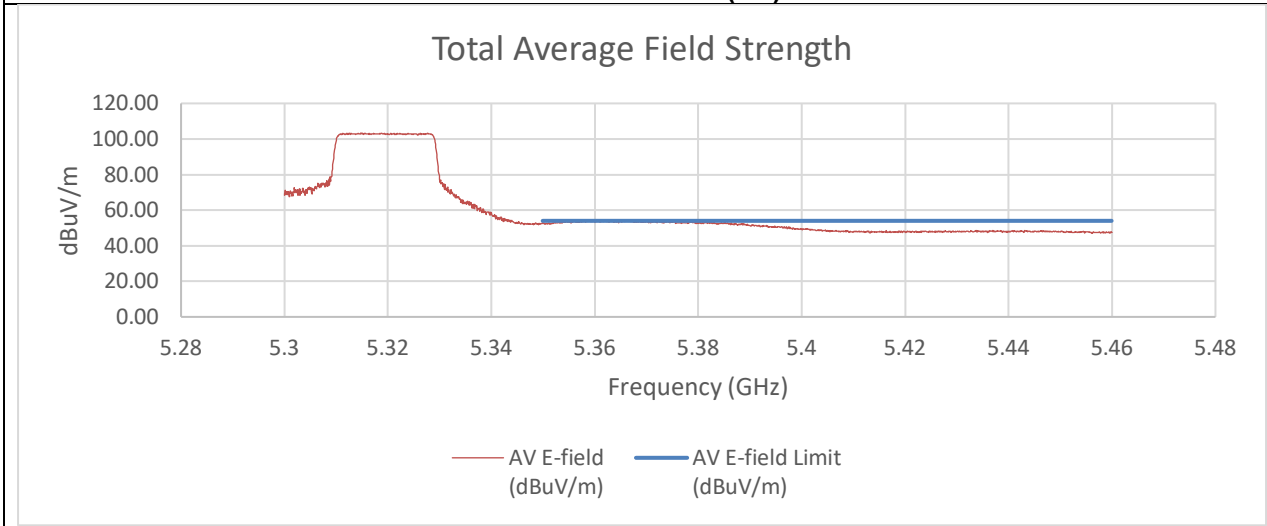

UL LLC
12 Laboratory Drive, Research Triangle Park, NC 27709; USA TEL:(919)549-1400
This report shall not be reproduced except in full, without the written approval of UL LLC

SUMMED BANDEDGE DATA (Pk) Slow Sweep

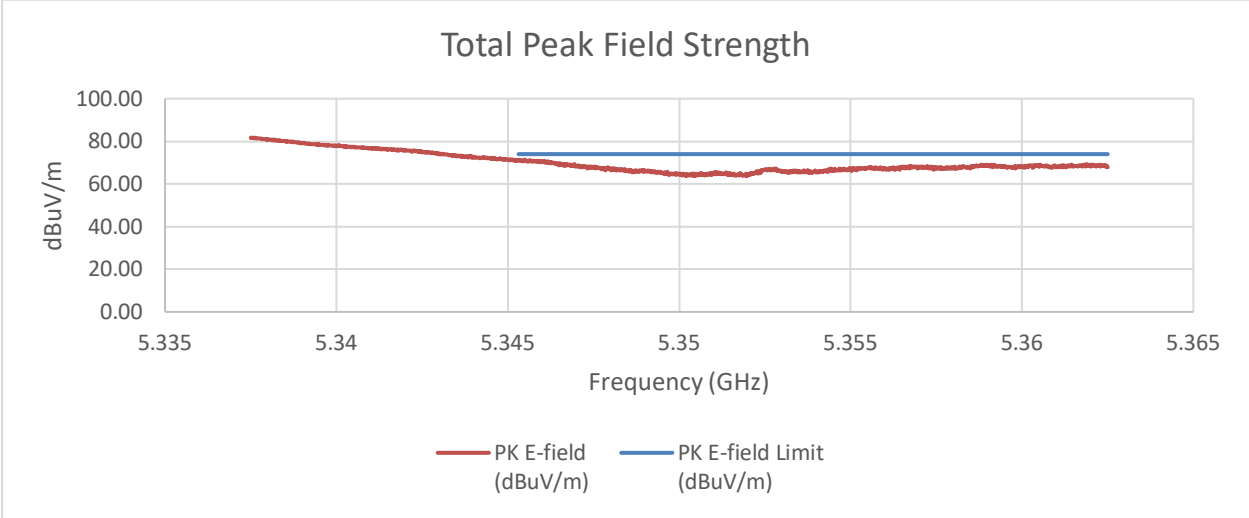

SUMMED BANDEDGE DATA (Av) Slow Sweep

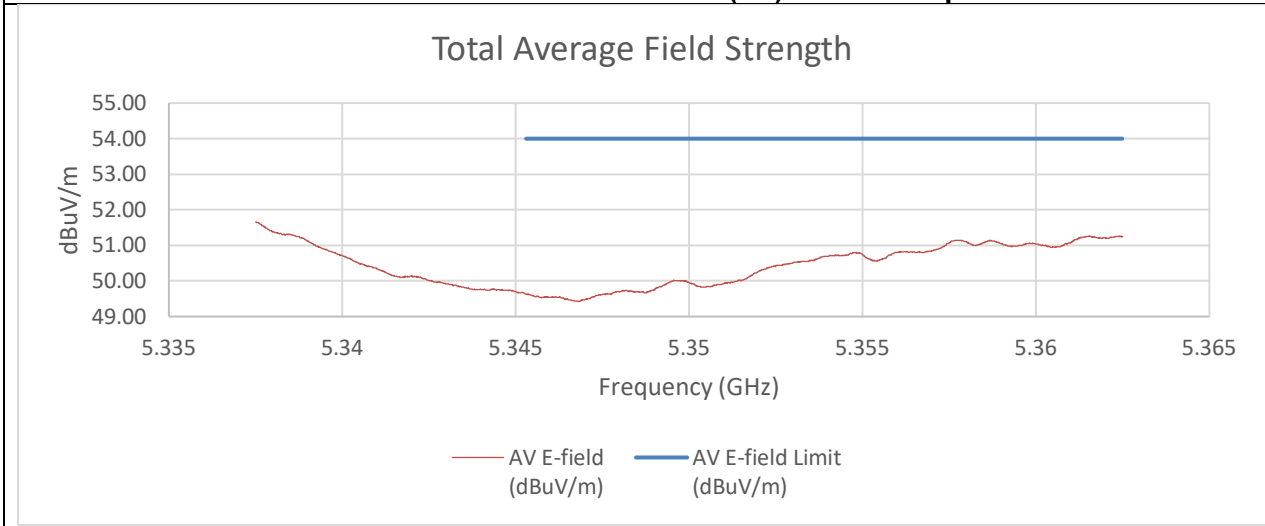

Summed Pk and Av Data at Restricted Band

Frequency (GHz)	PK Reading C1 (dBm)	PK Reading C2 (dBm)	PK EIRP (dBm)	PK E-field (dBuV/m)	PK E-field Limit (dBuV/m)	Margin (dB)
5.35	-42.55	-46.96	-30.90	64.36	74.00	-9.64
Frequency (GHz)	**AV Reading C1 (dBm)**	**AV Reading C2 (dBm)**	**AV EIRP (dBm)**	**AV E-field (dBuV/m)**	**AV E-field Limit (dBuV/m)**	**Margin (dB)**
5.35	-57.56	-60.05	-45.31	49.95	54.00	-4.05

An array gain of 10.31 dBi was used in the calculation of the summed data. Fast sweep was performed just to show that no other emissions existed outside of the frequencies observed by the slow sweep measurement.

UL LLC
12 Laboratory Drive, Research Triangle Park, NC 27709; USA TEL:(919)549-1400
This report shall not be reproduced except in full, without the written approval of UL LLC

2TX CHAIN 0 + CHAIN 1 MODE (High Gain)

PK MEASUREMENT

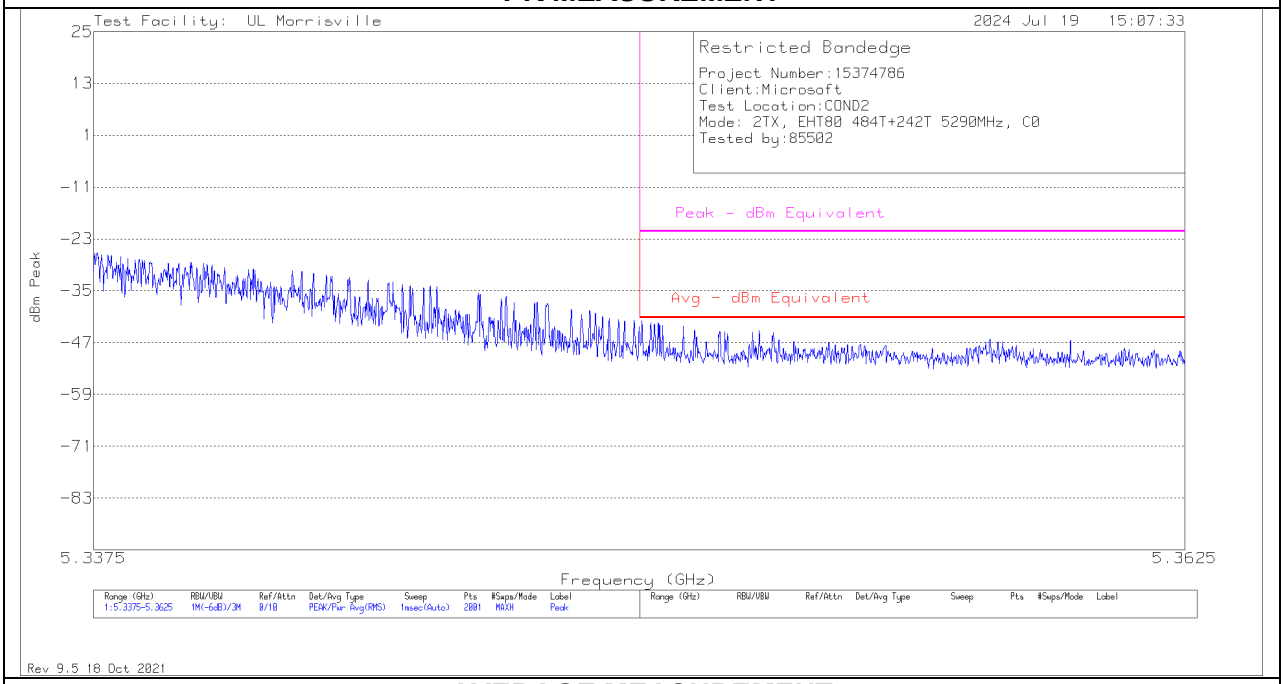

AVERAGE MEASUREMENT

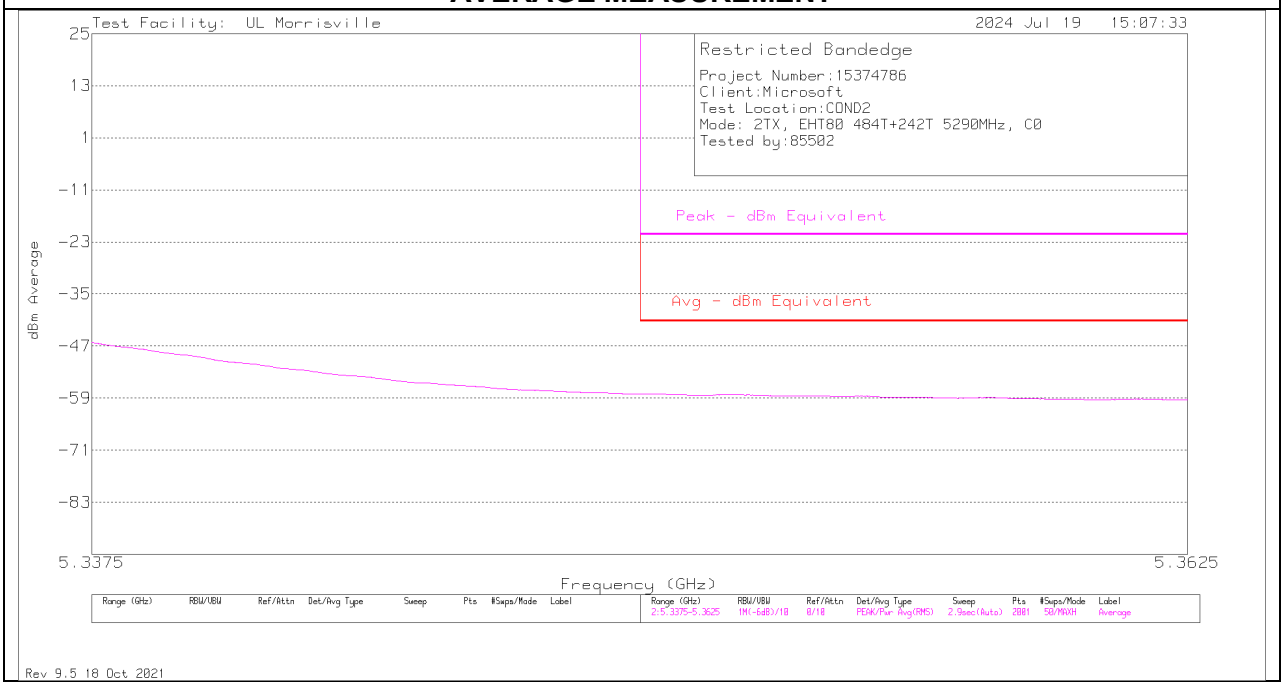

UL LLC
12 Laboratory Drive, Research Triangle Park, NC 27709; USA TEL:(919)549-1400

This report shall not be reproduced except in full, without the written approval of UL LLC

SUMMED BANDEDGE DATA (Pk) Fast Method

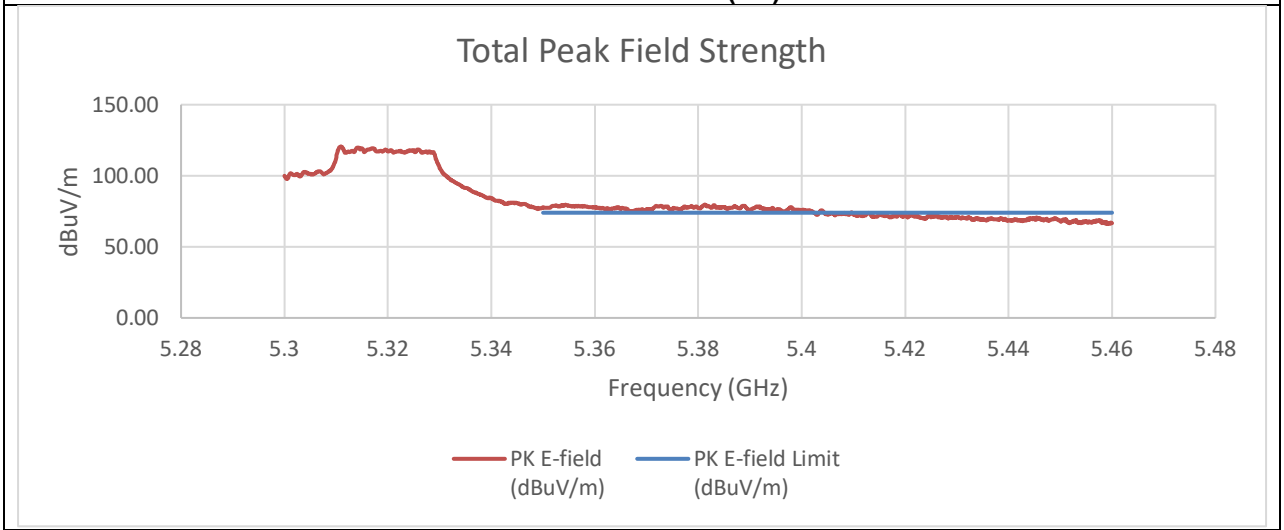

SUMMED BANDEDGE DATA (Av) Fast Method

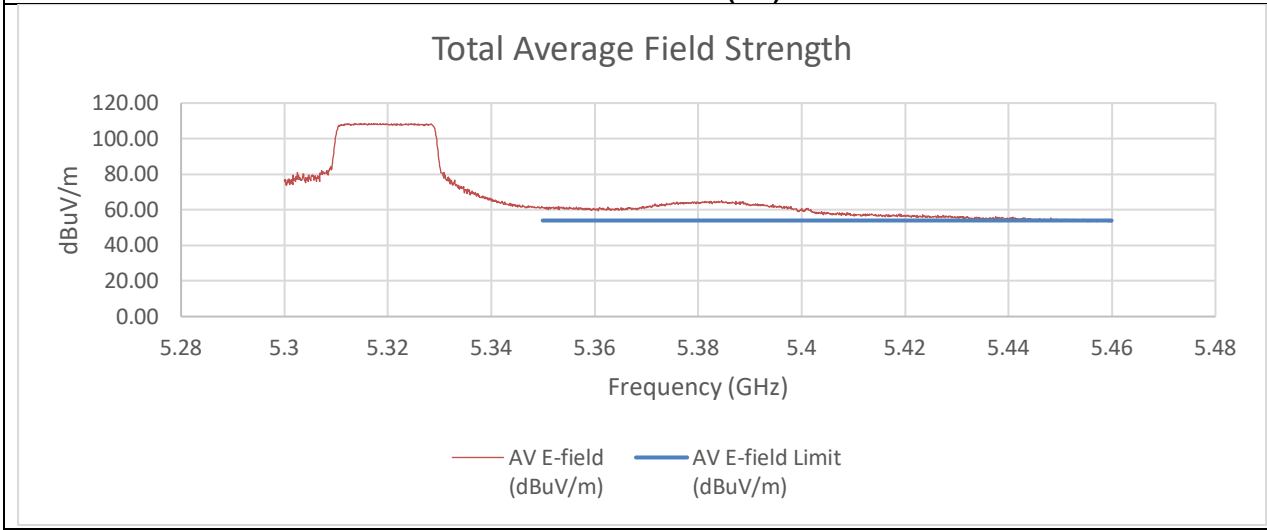

UL LLC
12 Laboratory Drive, Research Triangle Park, NC 27709; USA TEL:(919)549-1400

This report shall not be reproduced except in full, without the written approval of UL LLC

SUMMED BANDEDGE DATA (Pk) Slow Sweep

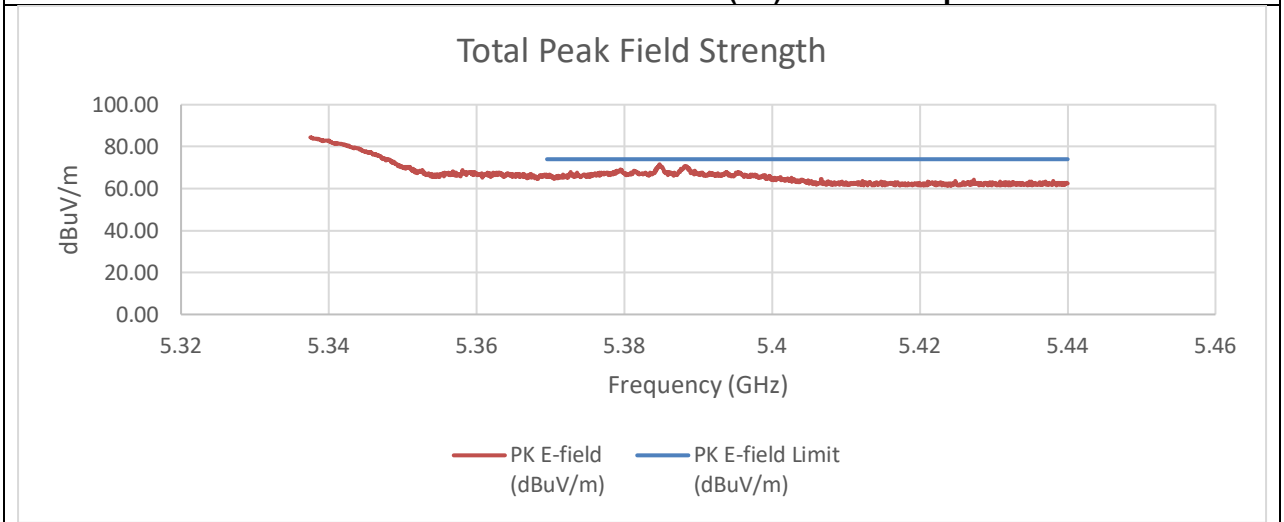

SUMMED BANDEDGE DATA (Av) Slow Sweep

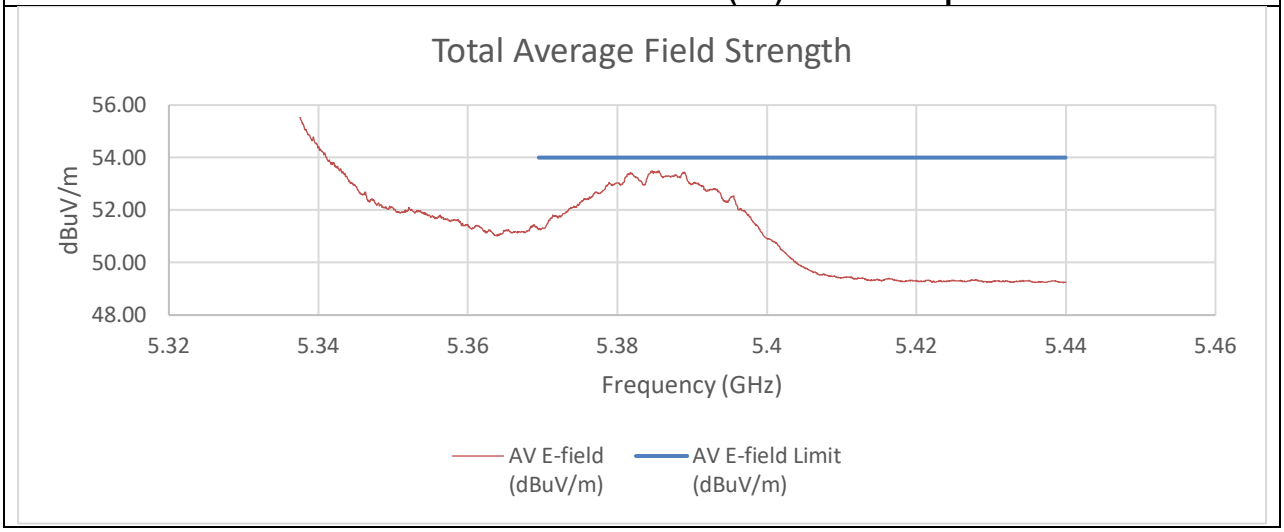

Summed Pk and Av Data at Restricted Band

Frequency (GHz)	PK Reading C1 (dBm)	PK Reading C2 (dBm)	PK EIRP (dBm)	PK E-field (dBuV/m)	PK E-field Limit (dBuV/m)	Margin (dB)
5.35	-39.60	-39.42	-24.83	70.43	74.00	-3.57
5.39	-38.47	-40.39	-24.64	70.61	74	-3.39
Frequency (GHz)	**AV Reading C1 (dBm)**	**AV Reading C2 (dBm)**	**AV EIRP (dBm)**	**AV E-field (dBuV/m)**	**AV E-field Limit (dBuV/m)**	**Margin (dB)**
5.35	-58.31	-57.46	-43.18	52.07	54	-1.93
5.38	-56.38	-56.64	-41.83	53.43	54	-0.57

An array gain of 11.67 dBi was used in the calculation of the summed data.

UL LLC
12 Laboratory Drive, Research Triangle Park, NC 27709; USA TEL:(919)549-1400
This report shall not be reproduced except in full, without the written approval of UL LLC

TX ABOVE 1 GHz 802.11be EHT80 996T MODE IN THE 5.3 GHz BAND

2TX CHAIN 0 + CHAIN 1 MODE (Low Gain)

5290 MHz (High BE)

SUMMED BANDEDGE DATA (Pk) Fast Method

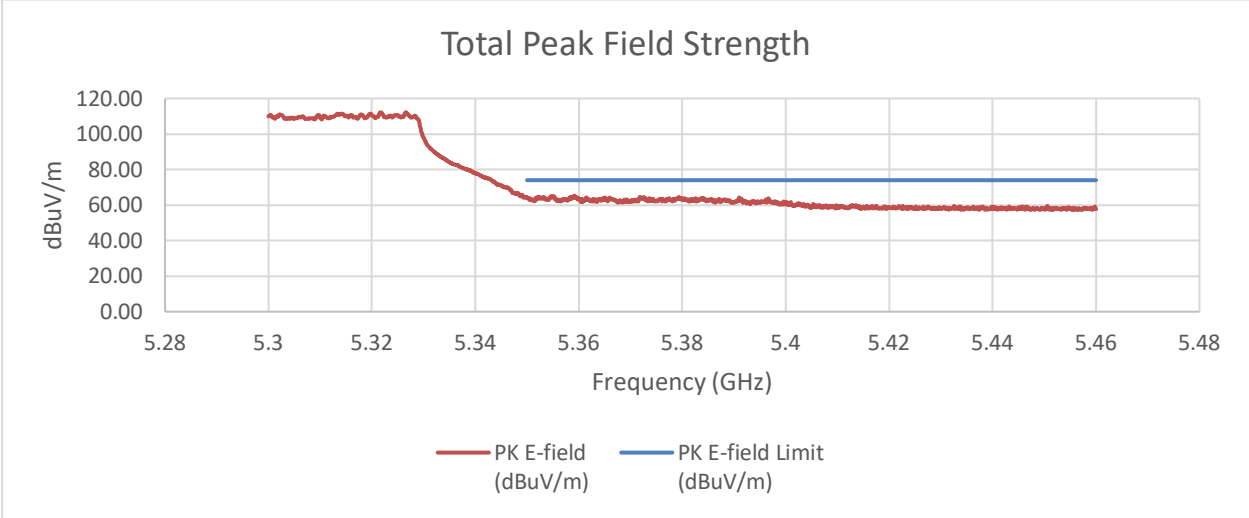

SUMMED BANDEDGE DATA (Av) Fast Method

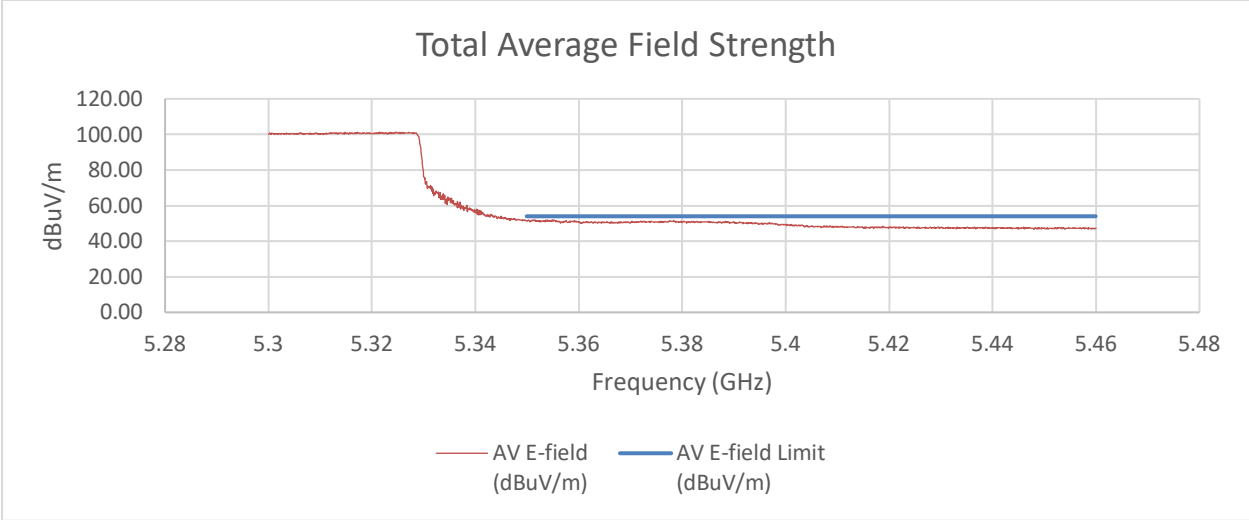

UL LLC
12 Laboratory Drive, Research Triangle Park, NC 27709; USA TEL:(919)549-1400
This report shall not be reproduced except in full, without the written approval of UL LLC

SUMMED BANDEDGE DATA (Pk) Slow Sweep

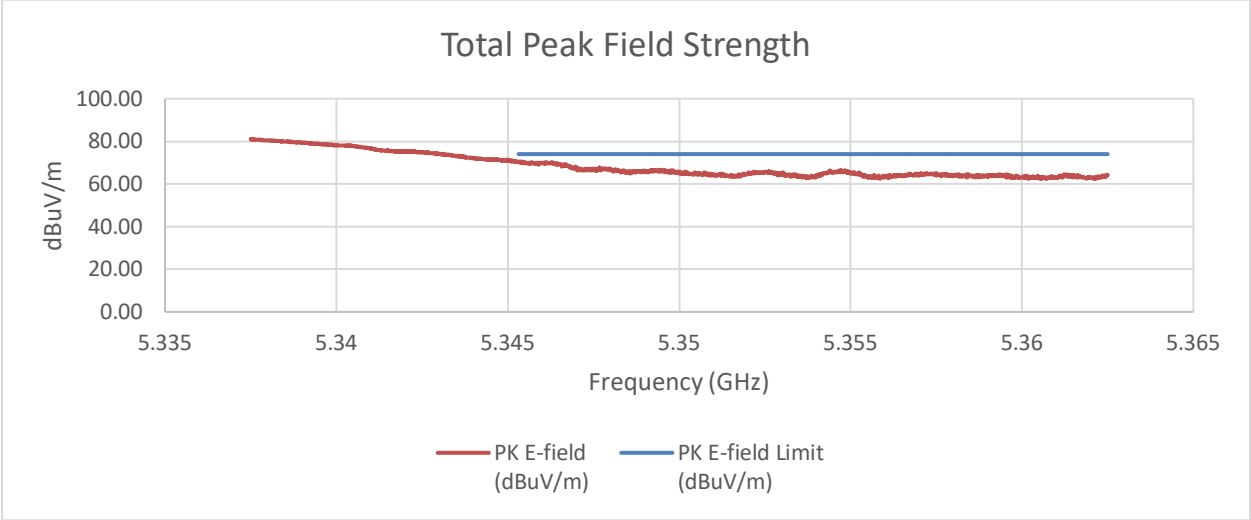

SUMMED BANDEDGE DATA (Av) Slow Sweep

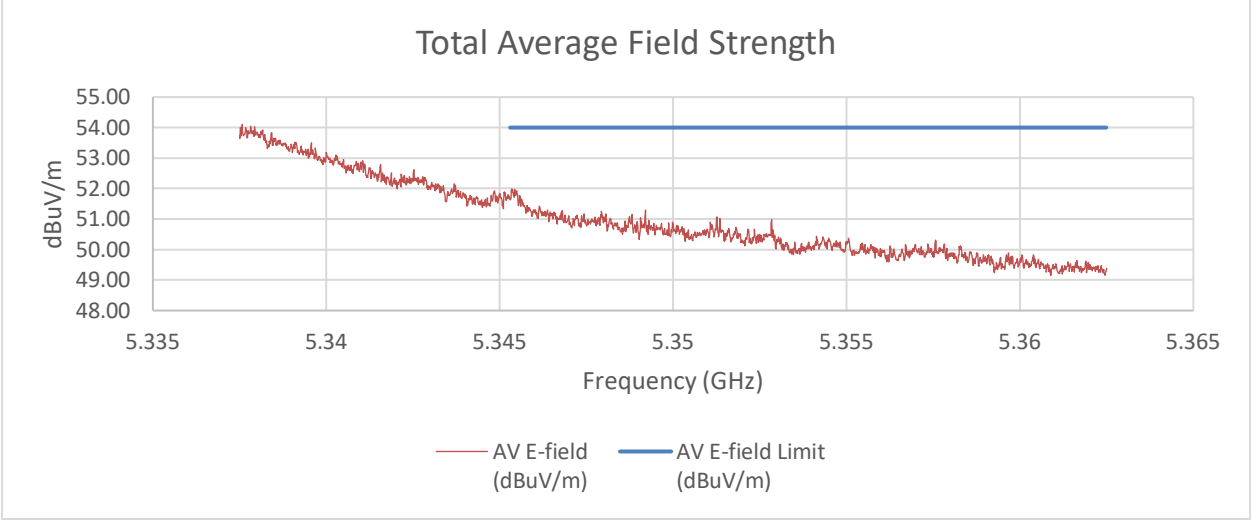

Summed Pk and Av Data at Restricted Band

Frequency (GHz)	PK Reading C1 (dBm)	PK Reading C2 (dBm)	PK EIRP (dBm)	PK E-field (dBuV/m)	PK E-field Limit (dBuV/m)	Margin (dB)
5.35	-40.10	-44.22	-30.47	64.79	74.00	-9.21
Frequency (GHz)	**AV Reading C1 (dBm)**	**AV Reading C2 (dBm)**	**AV EIRP (dBm)**	**AV E-field (dBuV/m)**	**AV E-field Limit (dBuV/m)**	**Margin (dB)**
5.35	-54.37	-57.72	-44.42	50.84	54.00	-3.16

An array gain of 8.21 dBi and a duty cycle correction factor of 0.09 dB was used in the calculation of the summed data. Fast sweep was performed just to show that no other emissions existed outside of the frequencies observed by the slow sweep measurement.

UL LLC
12 Laboratory Drive, Research Triangle Park, NC 27709; USA TEL:(919)549-1400
This report shall not be reproduced except in full, without the written approval of UL LLC

2TX CHAIN 0 + CHAIN 1 MODE (Mid Gain)

5290 MHz (High BE)

SUMMED BANDEDGE DATA (Pk) Fast Method

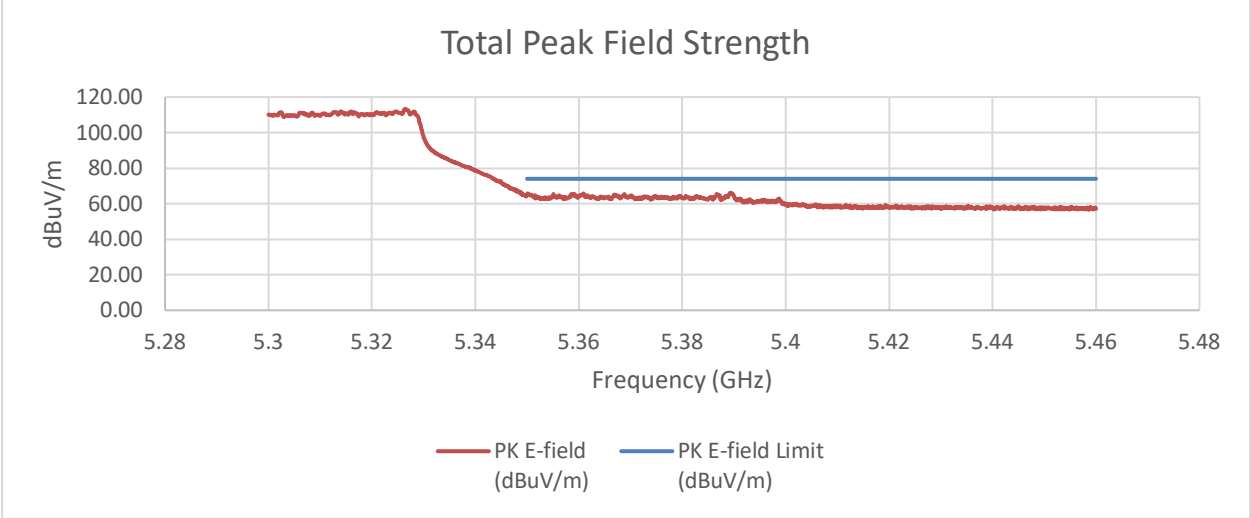

SUMMED BANDEDGE DATA (Av) Fast Method

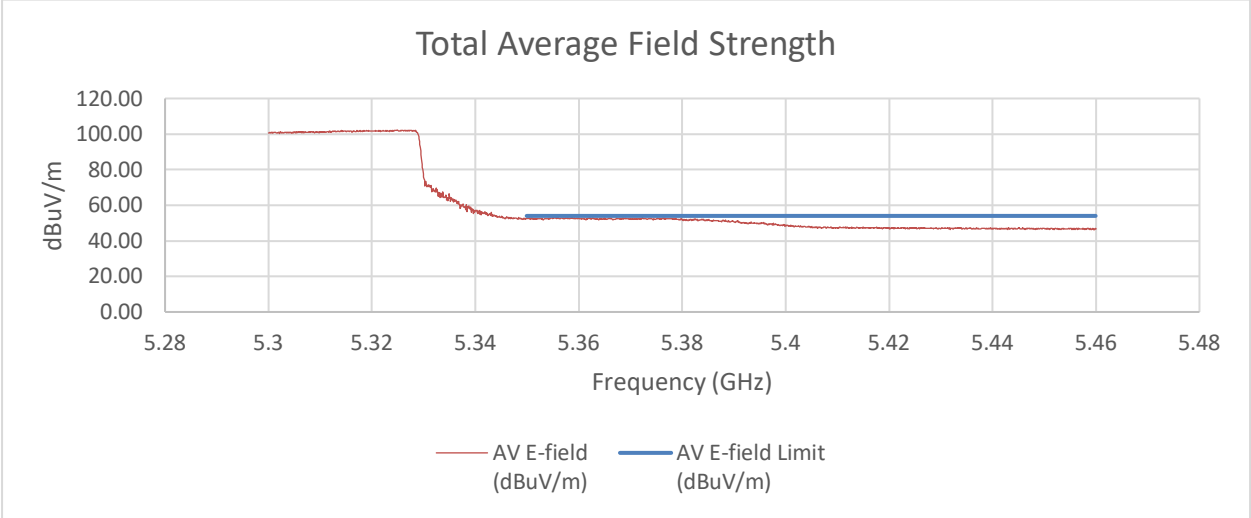

UL LLC
12 Laboratory Drive, Research Triangle Park, NC 27709; USA TEL:(919)549-1400
This report shall not be reproduced except in full, without the written approval of UL LLC

SUMMED BANDEDGE DATA (Pk) Slow Sweep

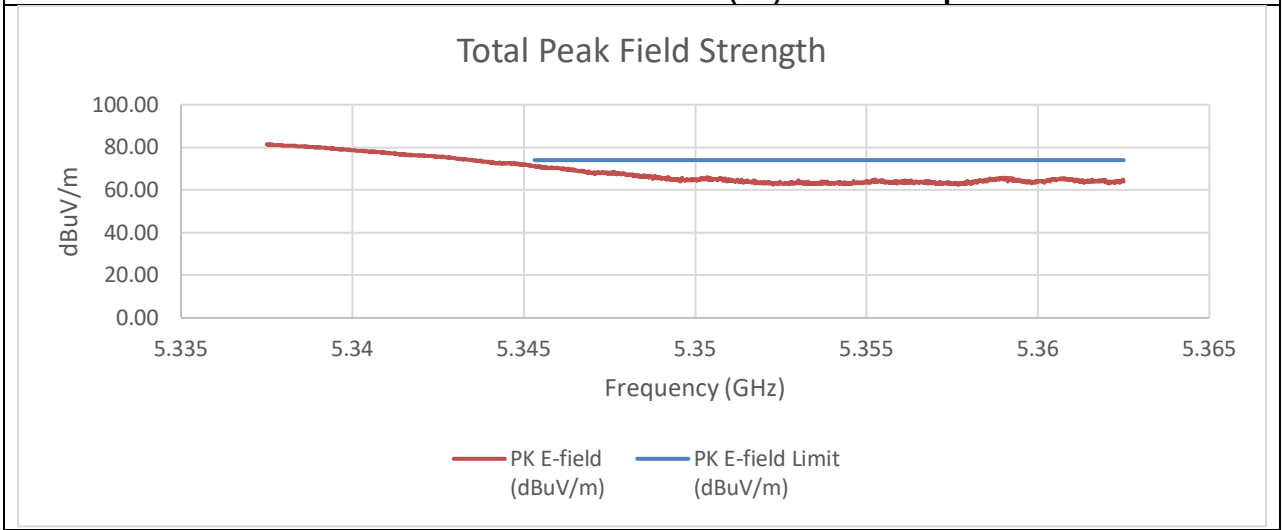

SUMMED BANDEDGE DATA (Av) Slow Sweep

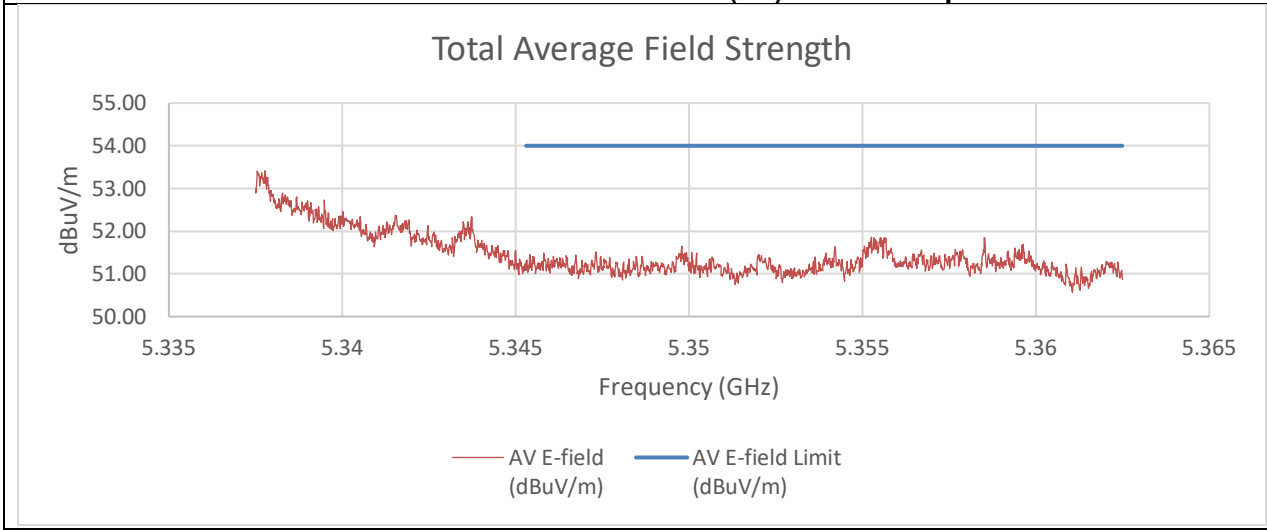

Summed Pk and Av Data at Restricted Band

Frequency (GHz)	PK Reading C1 (dBm)	PK Reading C2 (dBm)	PK EIRP (dBm)	PK E-field (dBuV/m)	PK E-field Limit (dBuV/m)	Margin (dB)
5.35	-43.69	-43.46	-30.25	65.00	74.00	-9.00
Frequency (GHz)	**AV Reading C1 (dBm)**	**AV Reading C2 (dBm)**	**AV EIRP (dBm)**	**AV E-field (dBuV/m)**	**AV E-field Limit (dBuV/m)**	**Margin (dB)**
5.35	-58.89	-56.61	-44.19	51.07	54.00	-2.93

An array gain of 10.31 dBi and a duty cycle correction factor of 0.09 dB was used in the calculation of the summed data. Fast sweep was performed just to show that no other emissions existed outside of the frequencies observed by the slow sweep measurement.

UL LLC
12 Laboratory Drive, Research Triangle Park, NC 27709; USA TEL:(919)549-1400
This report shall not be reproduced except in full, without the written approval of UL LLC

2TX CHAIN 0 + CHAIN 1 MODE (High Gain)

PK MEASUREMENT

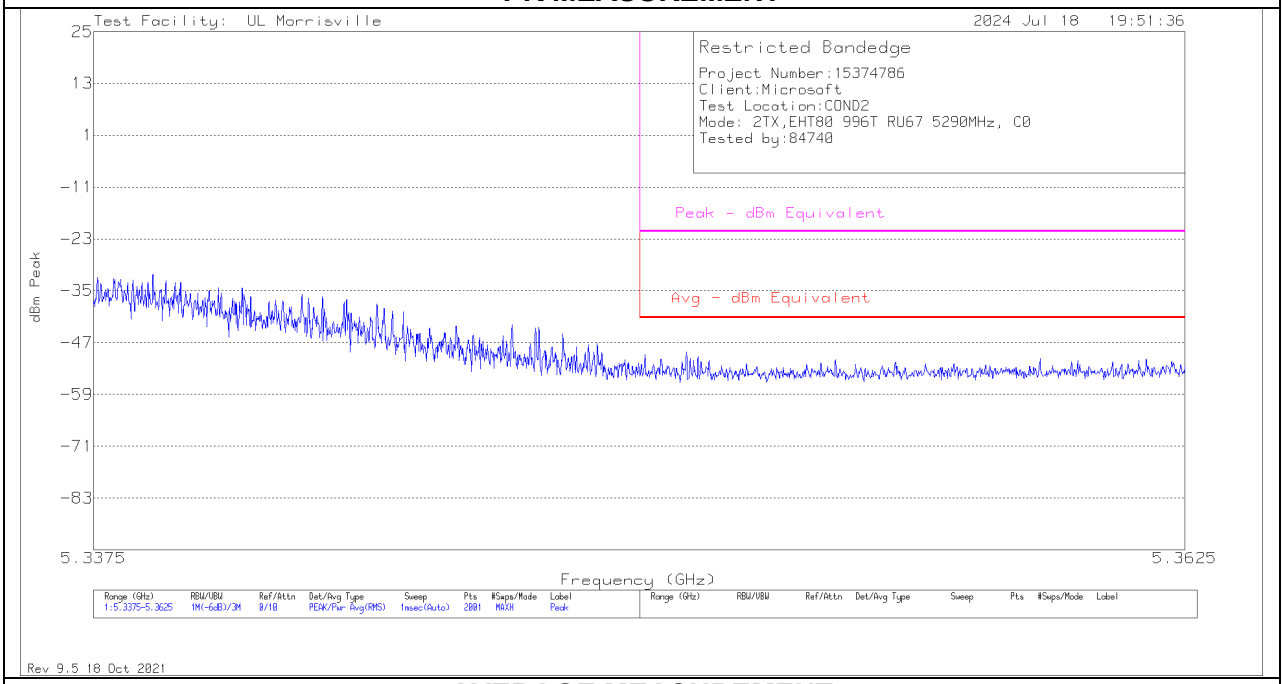

AVERAGE MEASUREMENT

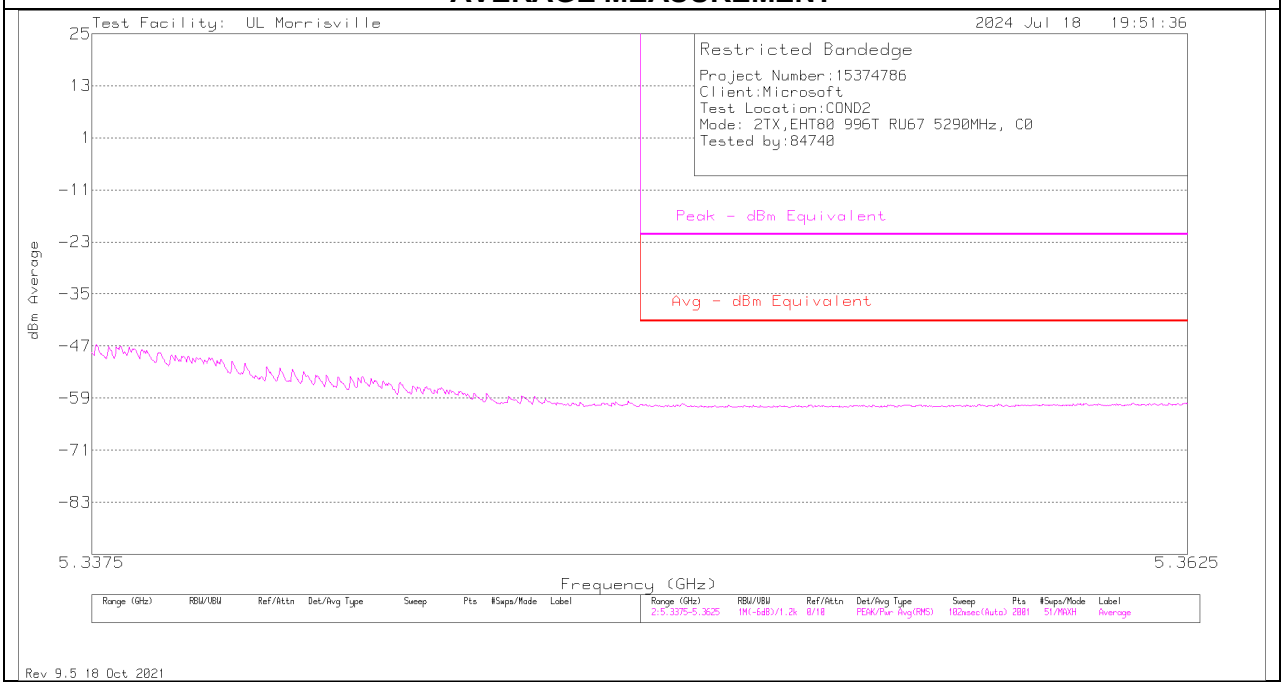

UL LLC
12 Laboratory Drive, Research Triangle Park, NC 27709; USA TEL:(919)549-1400
This report shall not be reproduced except in full, without the written approval of UL LLC

SUMMED BANDEDGE DATA (Pk) Fast Method

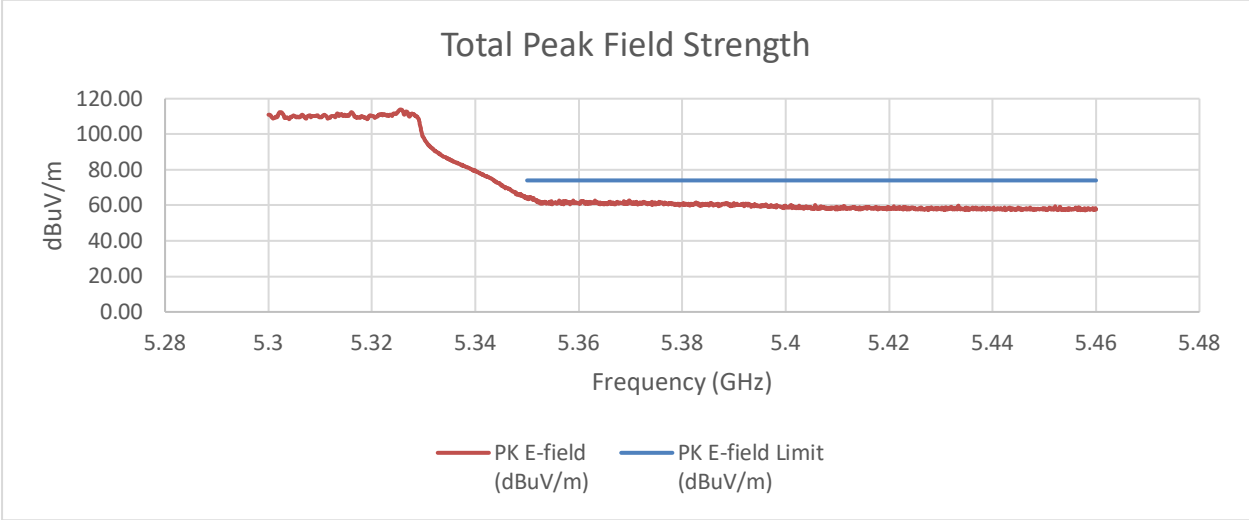

SUMMED BANDEDGE DATA (Av) Fast Method

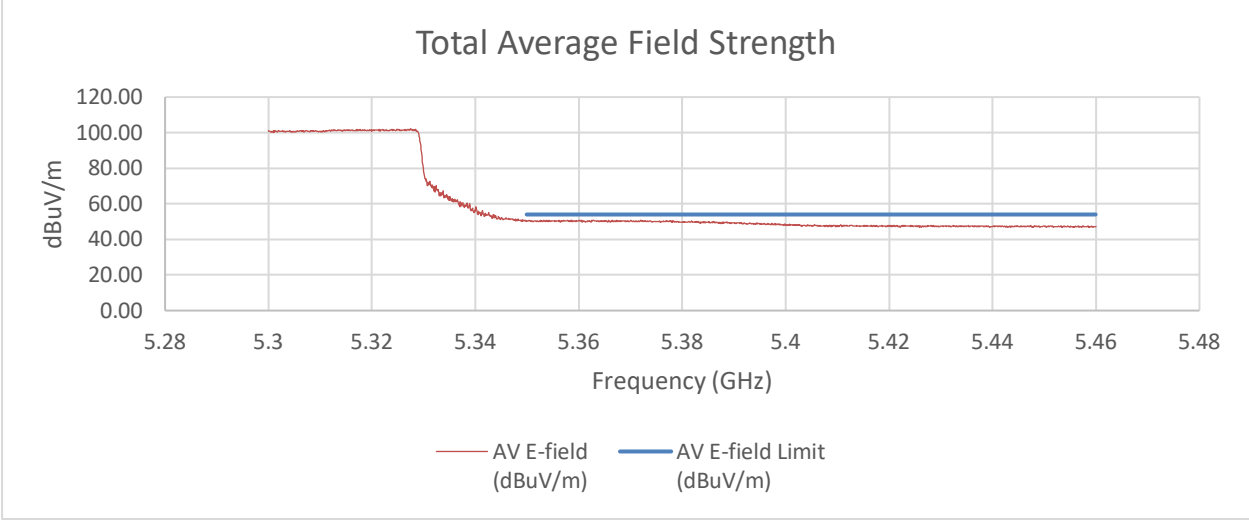

UL LLC
12 Laboratory Drive, Research Triangle Park, NC 27709; USA TEL:(919)549-1400

This report shall not be reproduced except in full, without the written approval of UL LLC

SUMMED BANDEDGE DATA (Pk) Slow Sweep

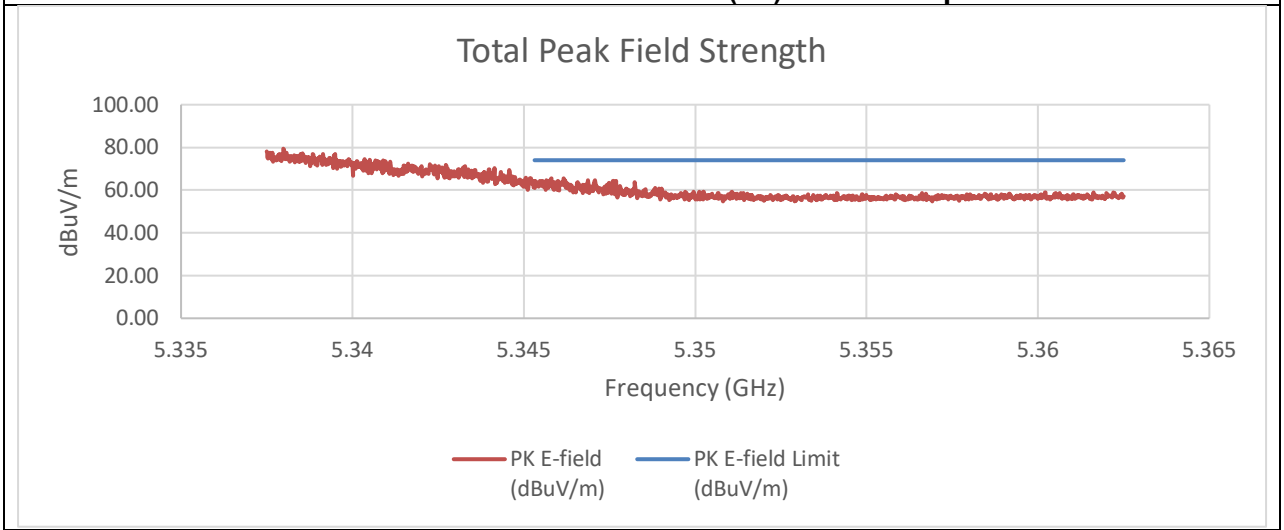

SUMMED BANDEDGE DATA (Av) Slow Sweep

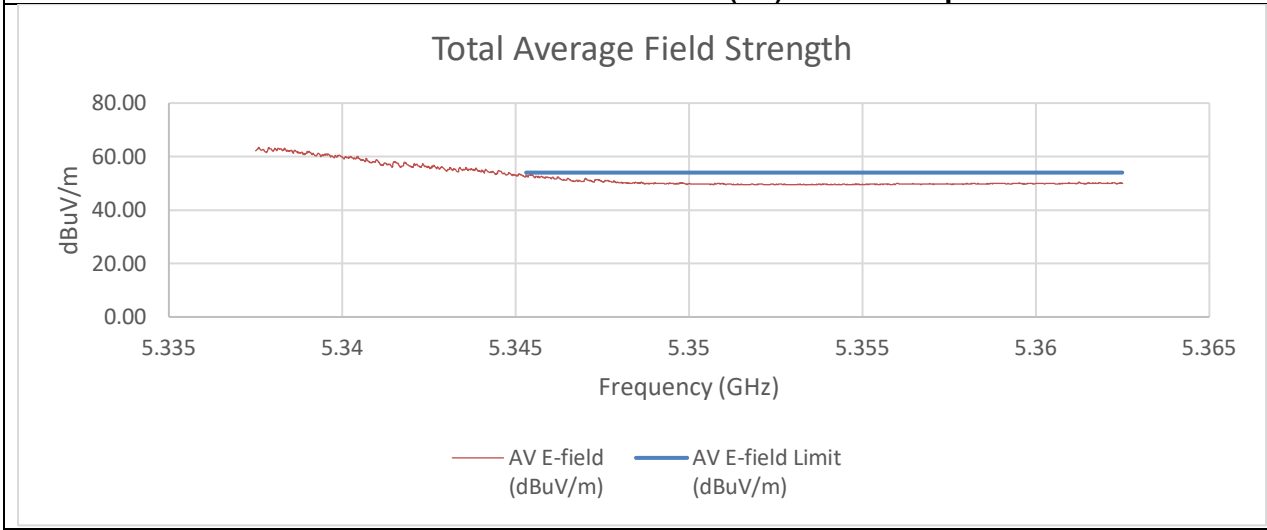

Summed Pk and Av Data at Restricted Band

Frequency (GHz)	PK Reading C1 (dBm)	PK Reading C2 (dBm)	PK EIRP (dBm)	PK E-field (dBuV/m)	PK E-field Limit (dBuV/m)	Margin (dB)
5.35	-54.76	-53.82	-39.58	55.67	74.00	-18.33
Frequency (GHz)	**AV Reading C1 (dBm)**	**AV Reading C2 (dBm)**	**AV EIRP (dBm)**	**AV E-field (dBuV/m)**	**AV E-field Limit (dBuV/m)**	**Margin (dB)**
5.35	-60.40	-59.86	-45.35	49.91	54.00	-4.09

An array gain of 11.67 dBi and a duty cycle correction factor of 0.09 dB was used in the calculation of the summed data. Fast sweep was performed just to show that no other emissions existed outside of the frequencies observed by the slow sweep measurement.

UL LLC
12 Laboratory Drive, Research Triangle Park, NC 27709; USA TEL:(919)549-1400
This report shall not be reproduced except in full, without the written approval of UL LLC

10.1.17. TX ABOVE 1 GHz 802.11a MODE IN THE 5.6 GHz BAND

2TX CHAIN 0 + CHAIN 1 MODE (Low Gain) Low BE 5500 MHz

SUMMED BANDEDGE DATA (Pk)

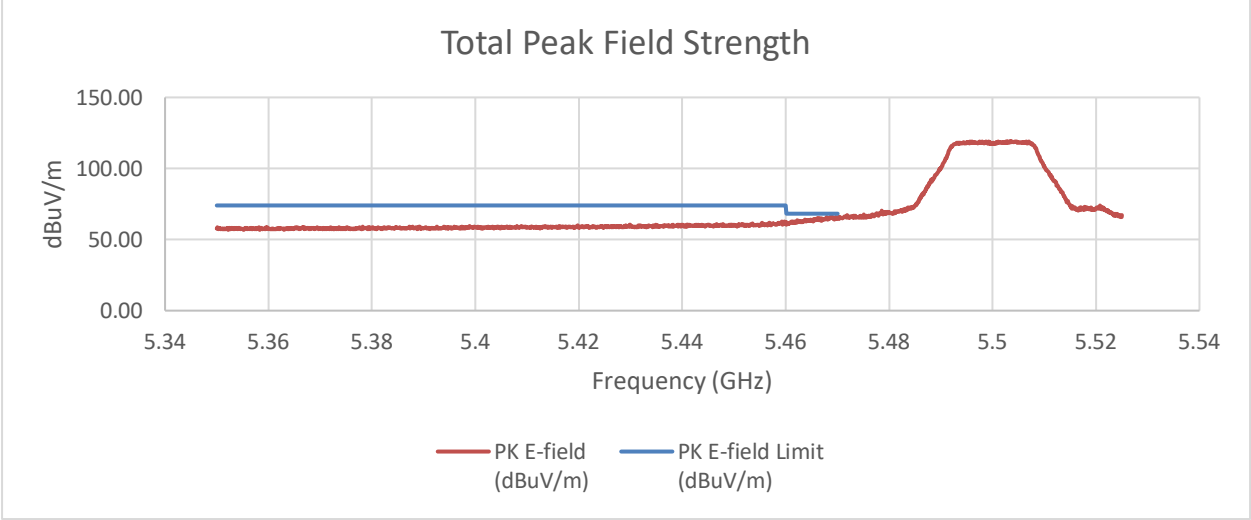

SUMMED BANDEDGE DATA (Av)

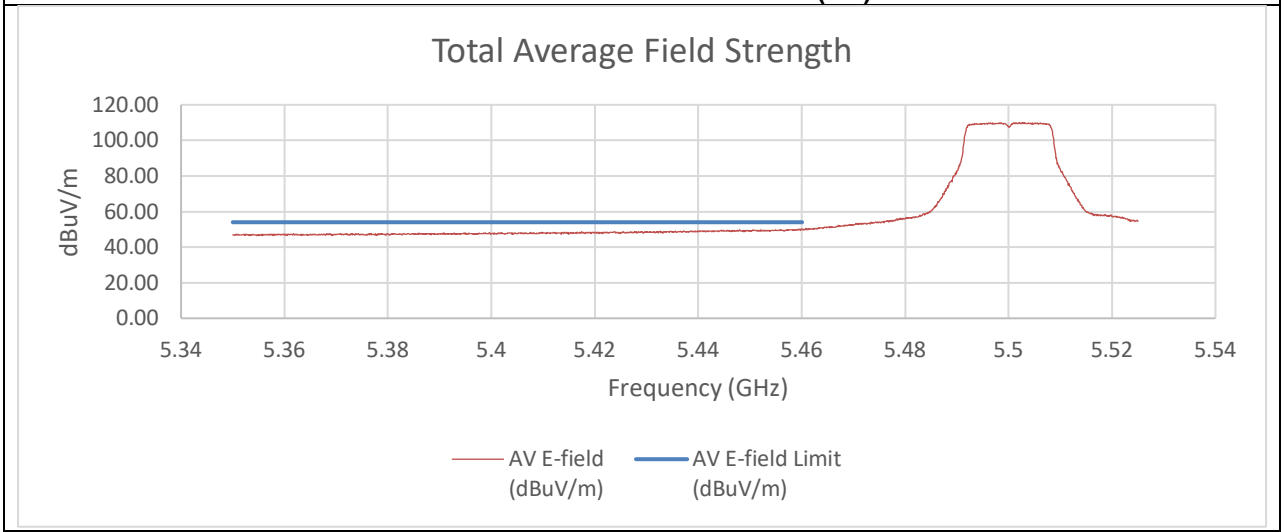

Summed Pk and Av Data at Restricted Band

Frequency (GHz)	PK Reading C1 (dBm)	PK Reading C2 (dBm)	PK EIRP (dBm)	PK E-field (dBuV/m)	PK E-field Limit (dBuV/m)	Margin (dB)
5.46	-44.00	-44.62	-33.08	62.18	74.00	-11.82
5.47	-41.42	-41.62	-30.30	64.96	68.20	-3.24
Frequency (GHz)	**AV Reading C1 (dBm)**	**AV Reading C2 (dBm)**	**AV EIRP (dBm)**	**AV E-field (dBuV/m)**	**AV E-field Limit (dBuV/m)**	**Margin (dB)**
5.46	-56.49	-56.25	-45.15	50.11	54.00	-3.89

An array gain of 8.21 dBi was used in the calculation of the summed data.

UL LLC
12 Laboratory Drive, Research Triangle Park, NC 27709; USA TEL:(919)549-1400
This report shall not be reproduced except in full, without the written approval of UL LLC

2TX CHAIN 0 + CHAIN 1 MODE (Low Gain) High BE 5700 MHz

SUMMED BANDEDGE DATA (Pk)

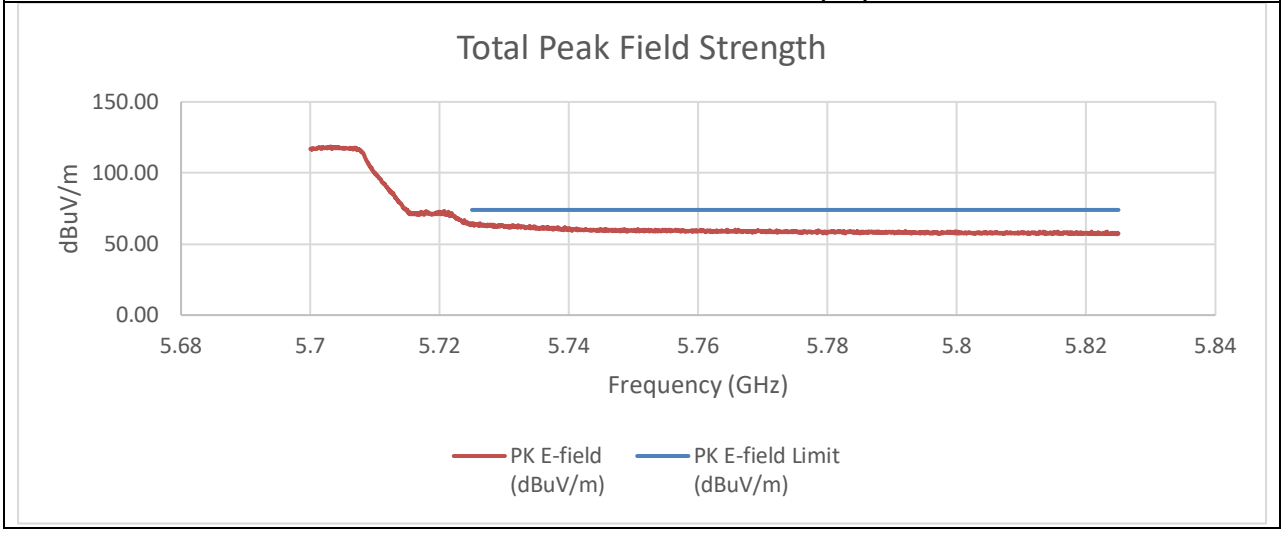

Summed Pk Data at Restricted Band

Frequency (GHz)	PK Reading C1 (dBm)	PK Reading C2 (dBm)	PK EIRP (dBm)	PK E-field (dBuV/m)	PK E-field Limit (dBuV/m)	Margin (dB)
5.725	-42.34	-43.69	-31.74	63.52	74.00	-10.48

An array gain of 8.21 dBi was used in the calculation of the summed data.

UL LLC
12 Laboratory Drive, Research Triangle Park, NC 27709; USA TEL:(919)549-1400
This report shall not be reproduced except in full, without the written approval of UL LLC

2TX CHAIN 0 + CHAIN 1 MODE (Mid Gain) Low BE 5500 MHz

SUMMED BANDEDGE DATA (Pk)

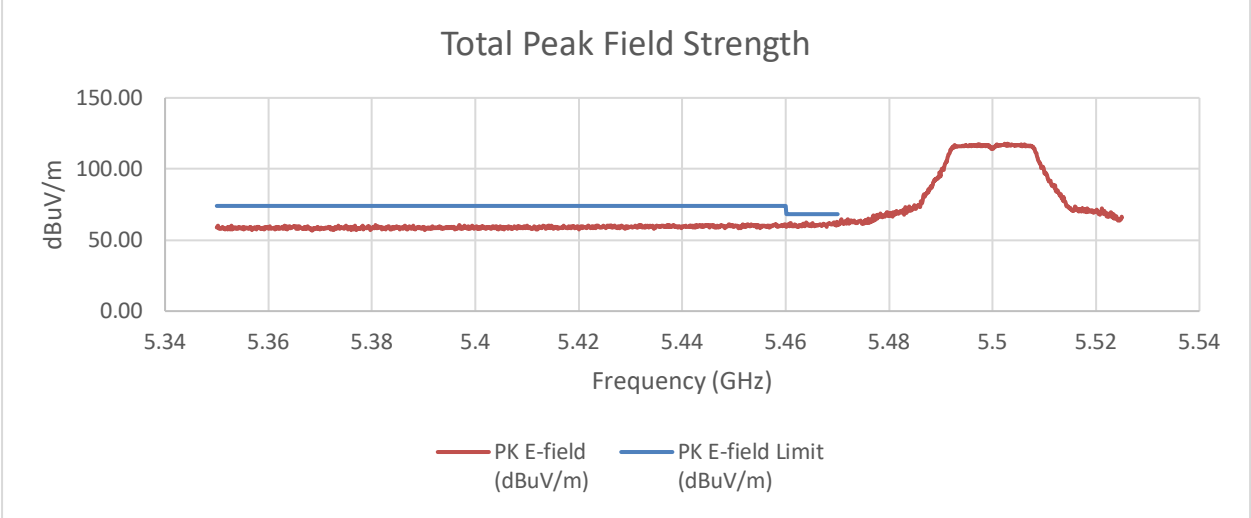

SUMMED BANDEDGE DATA (Av)

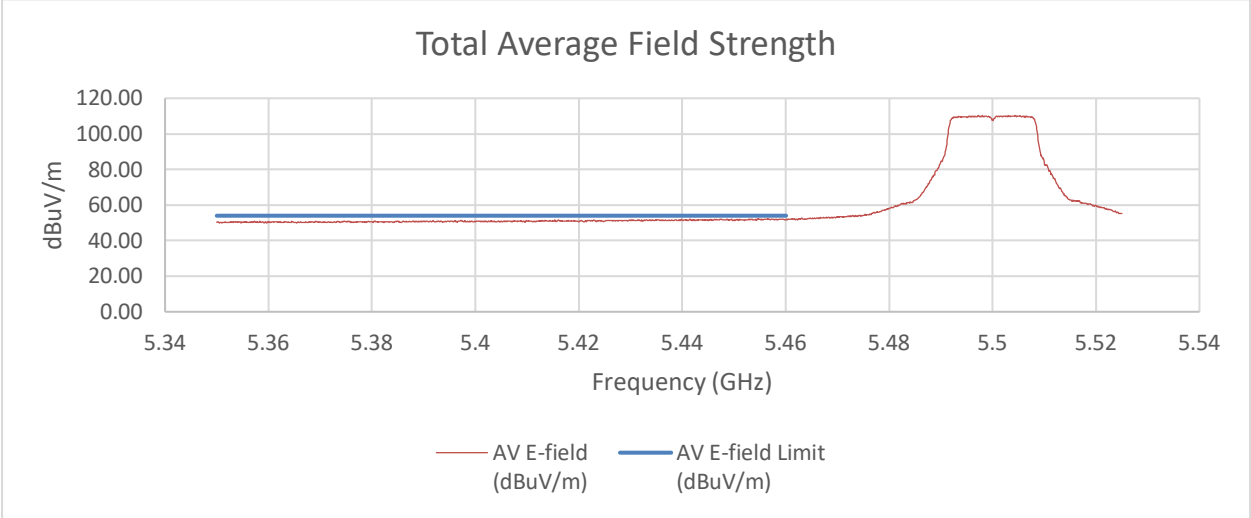

Summed Pk and Av Data at Restricted Band

Frequency (GHz)	PK Reading C1 (dBm)	PK Reading C2 (dBm)	PK EIRP (dBm)	PK E-field (dBuV/m)	PK E-field Limit (dBuV/m)	Margin (dB)
5.46	-49.08	-48.22	-35.31	59.95	74.00	-14.05
5.47	-45.45	-45.85	-32.33	62.93	68.20	-5.27
Frequency (GHz)	**AV Reading C1 (dBm)**	**AV Reading C2 (dBm)**	**AV EIRP (dBm)**	**AV E-field (dBuV/m)**	**AV E-field Limit (dBuV/m)**	**Margin (dB)**
5.46	-56.86	-56.95	-43.58	51.67	54.00	-2.33

An array gain of 10.31 dBi was used in the calculation of the summed data.

UL LLC
12 Laboratory Drive, Research Triangle Park, NC 27709; USA TEL:(919)549-1400
This report shall not be reproduced except in full, without the written approval of UL LLC

2TX CHAIN 0 + CHAIN 1 MODE (Mid Gain) High BE 5700 MHz

SUMMED BANDEDGE DATA (Pk)

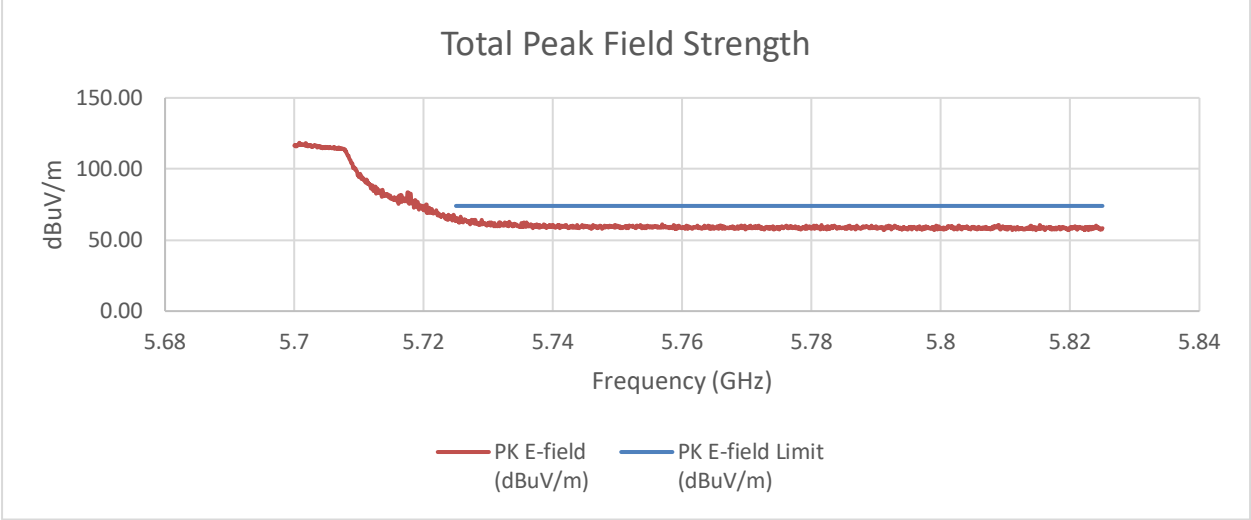

Summed Pk Data at Restricted Band

Frequency (GHz)	PK Reading C1 (dBm)	PK Reading C2 (dBm)	PK EIRP (dBm)	PK E-field (dBuV/m)	PK E-field Limit (dBuV/m)	Margin (dB)
5.725	-46.05	-42.26	-30.43	64.82	74.00	-9.18

An array gain of 10.31 dBi was used in the calculation of the summed data.

UL LLC
12 Laboratory Drive, Research Triangle Park, NC 27709; USA TEL:(919)549-1400
This report shall not be reproduced except in full, without the written approval of UL LLC

2TX CHAIN 0 + CHAIN 1 MODE (High Gain) Low BE 5500 MHz

PK MEASUREMENT

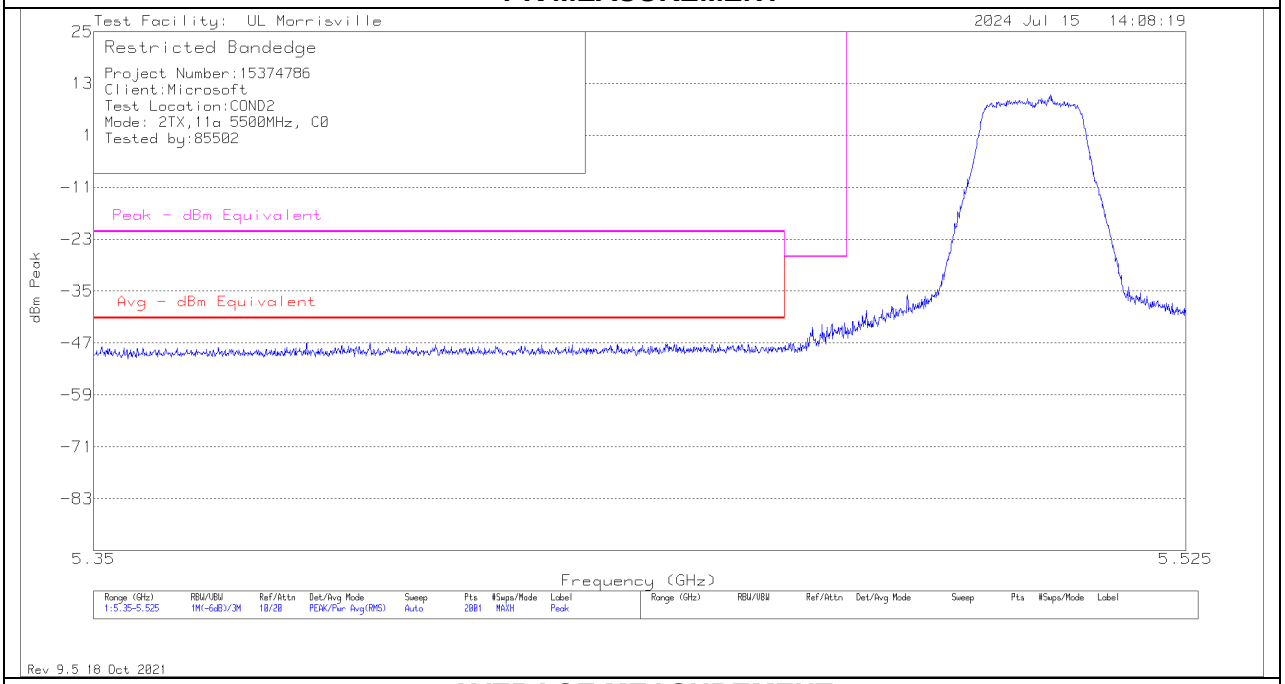

AVERAGE MEASUREMENT

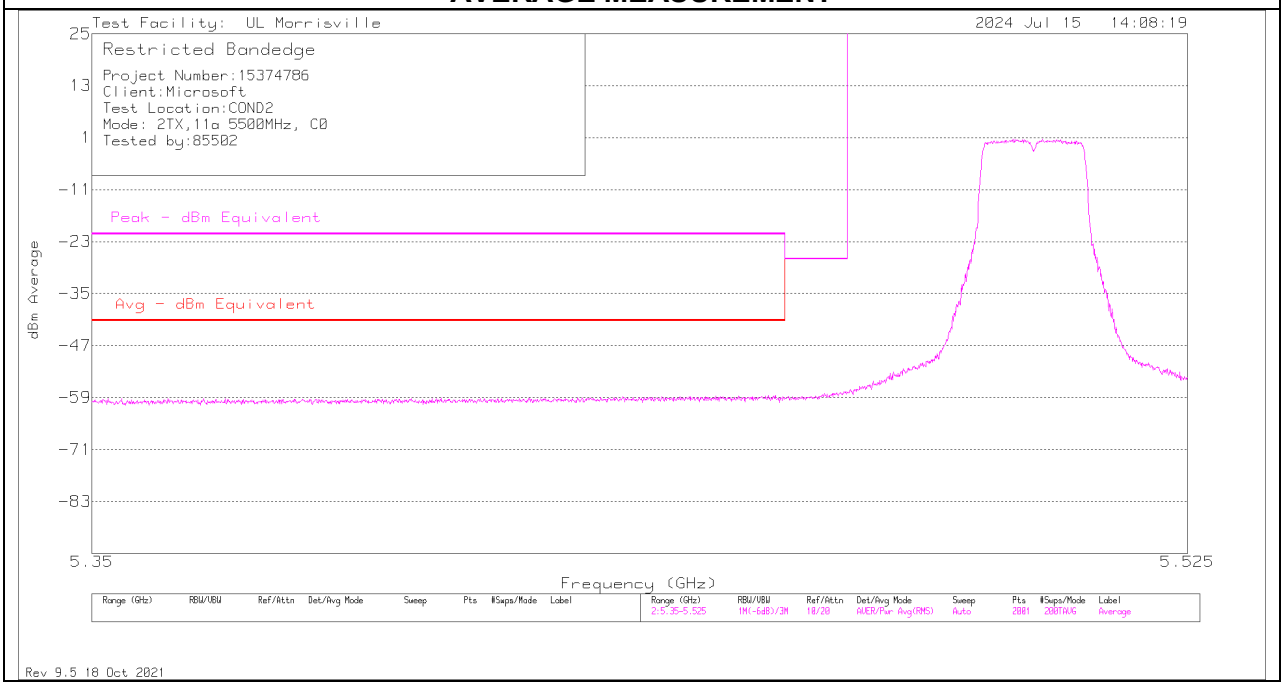

UL LLC
12 Laboratory Drive, Research Triangle Park, NC 27709; USA TEL:(919)549-1400

This report shall not be reproduced except in full, without the written approval of UL LLC

SUMMED BANDEDGE DATA (Pk)

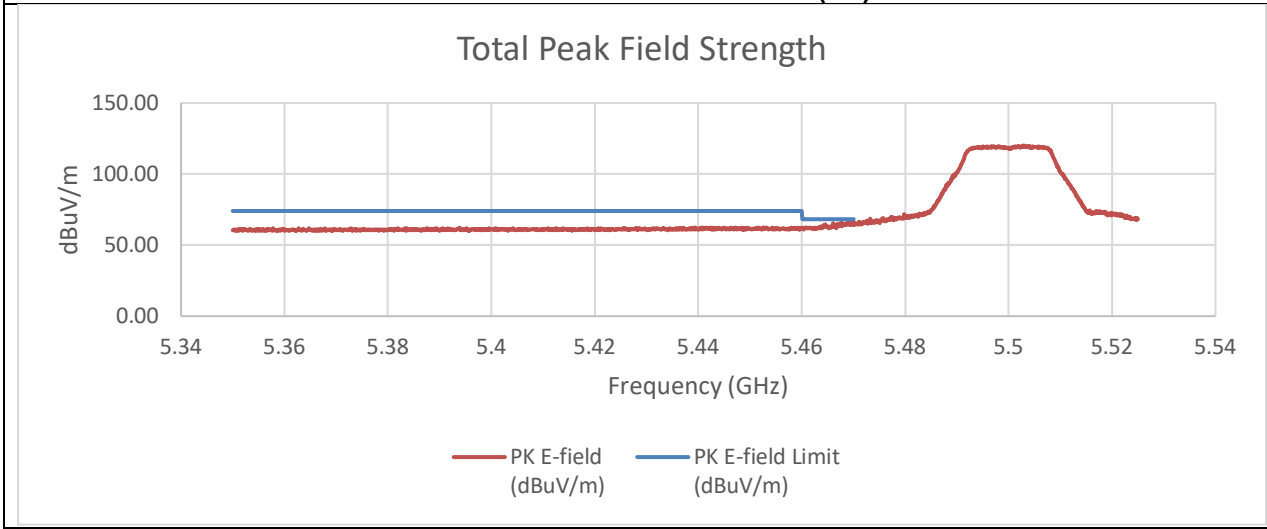

SUMMED BANDEDGE DATA (Av)

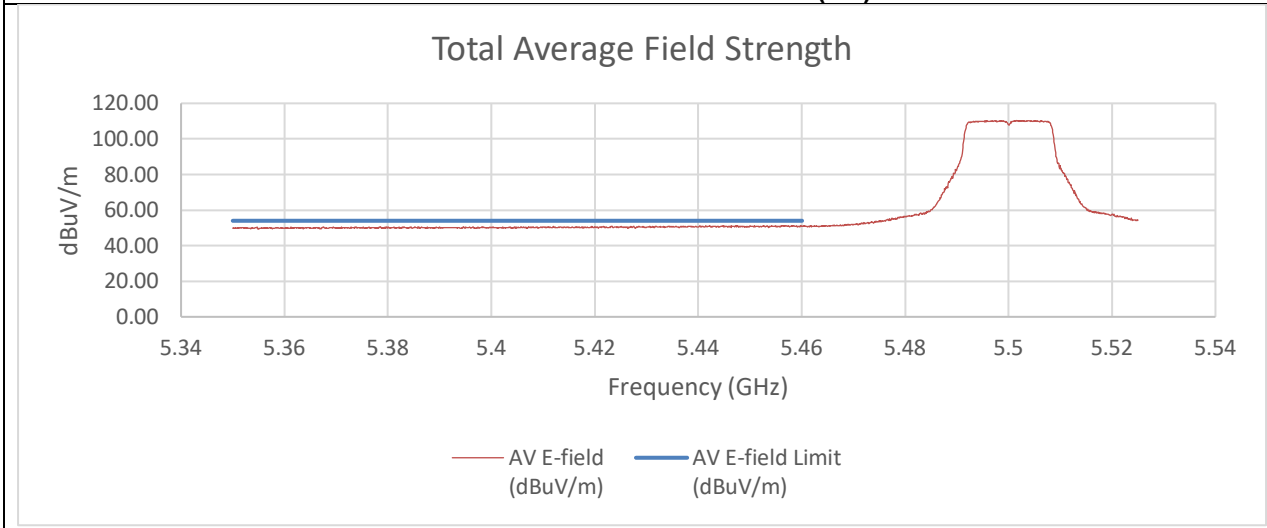

Summed Pk and Av Data at Restricted Band

Frequency (GHz)	PK Reading C1 (dBm)	PK Reading C2 (dBm)	PK EIRP (dBm)	PK E-field (dBuV/m)	PK E-field Limit (dBuV/m)	Margin (dB)
5.46	-47.89	-47.68	-33.10	62.15	74.00	-11.85
5.47	-44.39	-46.90	-30.79	64.47	68.20	-3.73
Frequency (GHz)	**AV Reading C1 (dBm)**	**AV Reading C2 (dBm)**	**AV EIRP (dBm)**	**AV E-field (dBuV/m)**	**AV E-field Limit (dBuV/m)**	**Margin (dB)**
5.46	-59.12	-58.29	-44.00	51.25	54.00	-2.75

An array gain of 11.67 dBi was used in the calculation of the summed data.

UL LLC
12 Laboratory Drive, Research Triangle Park, NC 27709; USA TEL:(919)549-1400
This report shall not be reproduced except in full, without the written approval of UL LLC

2TX CHAIN 0 + CHAIN 1 MODE (High Gain) High BE 5700 MHz

PK MEASUREMENT

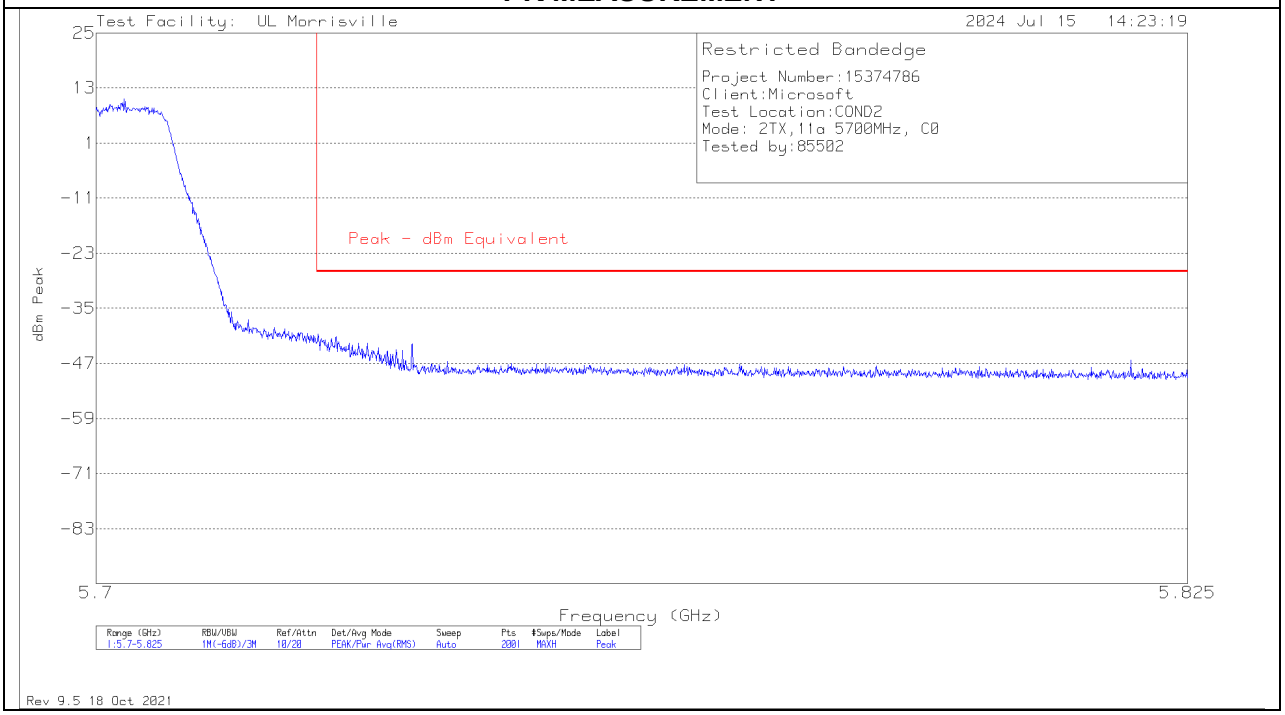

SUMMED BANDEDGE DATA (Pk)

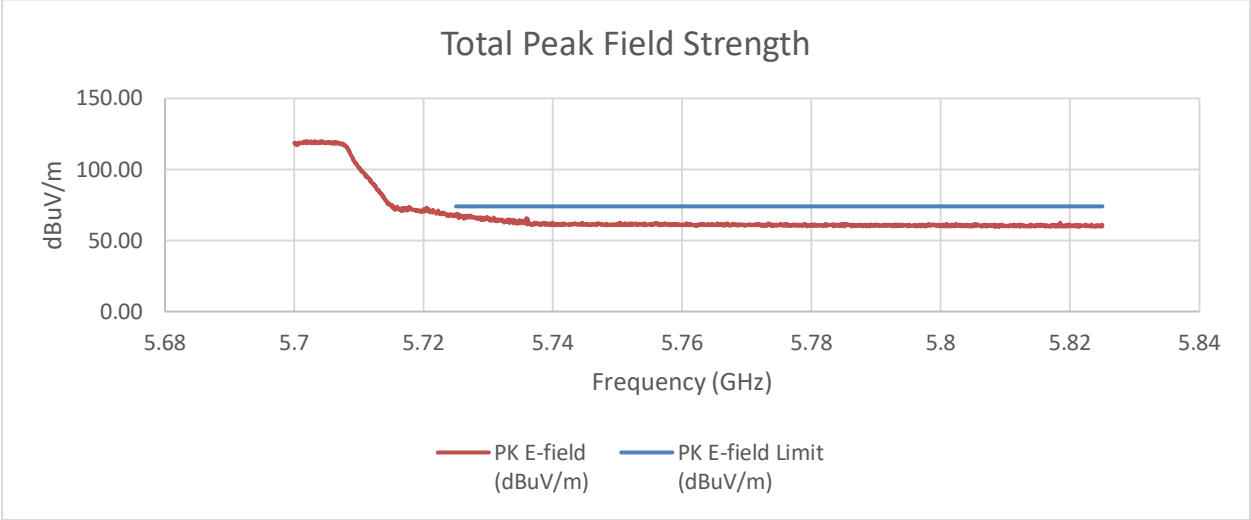

Summed Pk Data at Restricted Band

Frequency (GHz)	PK Reading C1 (dBm)	PK Reading C2 (dBm)	PK EIRP (dBm)	PK E-field (dBuV/m)	PK E-field Limit (dBuV/m)	Margin (dB)
5.725	-42.39	-42.32	-27.67	67.58	74.00	-6.42

An array gain of 11.67 dBi was used in the calculation of the summed data.

UL LLC
12 Laboratory Drive, Research Triangle Park, NC 27709; USA TEL:(919)549-1400
This report shall not be reproduced except in full, without the written approval of UL LLC

10.1.18. TX ABOVE 1 GHz 802.11n HT20 MODE IN THE 5.6 GHz BAND

2TX CHAIN 0 + CHAIN 1 MODE (Low Gain) Low BE 5500 MHz

SUMMED BANDEDGE DATA (Pk)

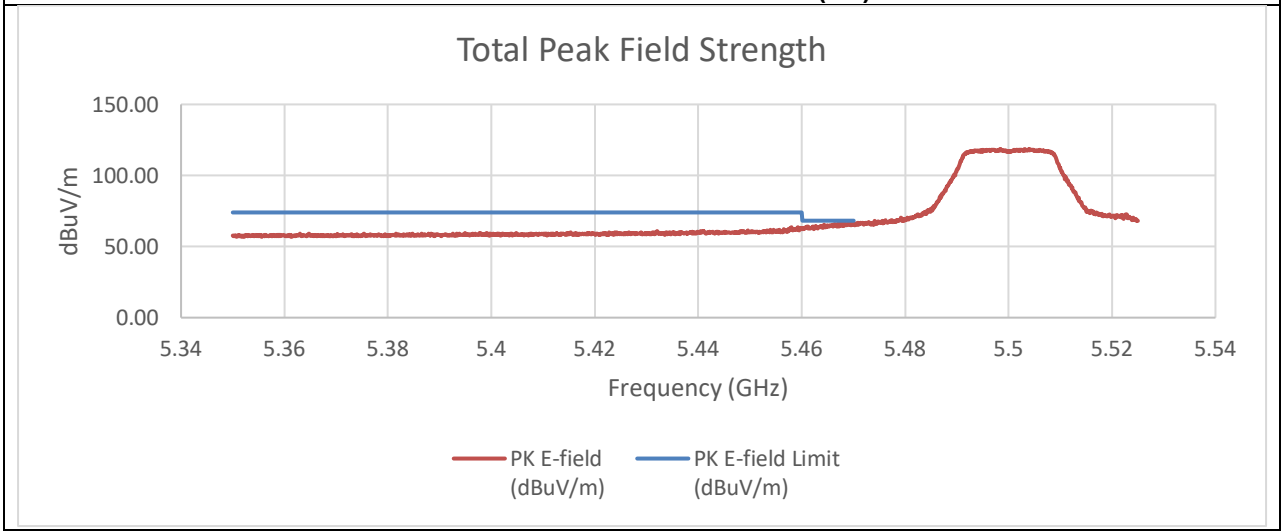

SUMMED BANDEDGE DATA (Av)

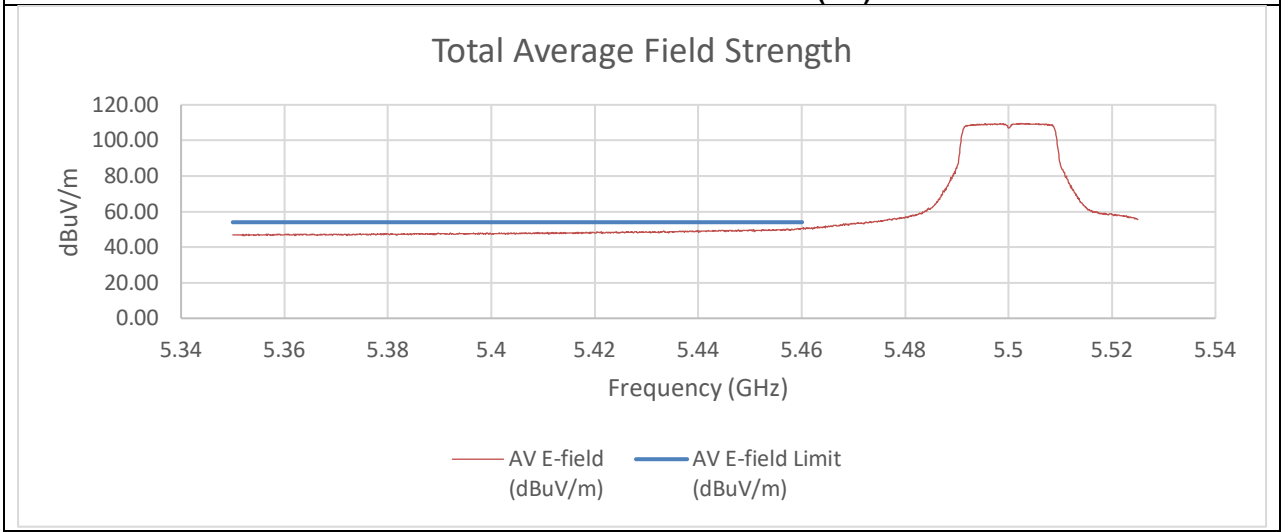

Summed Pk and Av Data at Restricted Band

Frequency (GHz)	PK Reading C1 (dBm)	PK Reading C2 (dBm)	PK EIRP (dBm)	PK E-field (dBuV/m)	PK E-field Limit (dBuV/m)	Margin (dB)
5.46	-44.84	-43.81	-33.07	62.18	74.00	-11.82
5.47	-41.26	-40.42	-29.60	65.66	68.20	-2.54
Frequency (GHz)	**AV Reading C1 (dBm)**	**AV Reading C2 (dBm)**	**AV EIRP (dBm)**	**AV E-field (dBuV/m)**	**AV E-field Limit (dBuV/m)**	**Margin (dB)**
5.46	-56.13	-55.80	-44.74	50.52	54.00	-3.48

An array gain of 8.21 dBi was used in the calculation of the summed data.

UL LLC
12 Laboratory Drive, Research Triangle Park, NC 27709; USA TEL:(919)549-1400
This report shall not be reproduced except in full, without the written approval of UL LLC

2TX CHAIN 0 + CHAIN 1 MODE (Low Gain) High BE 5700 MHz

SUMMED BANDEDGE DATA (Pk)

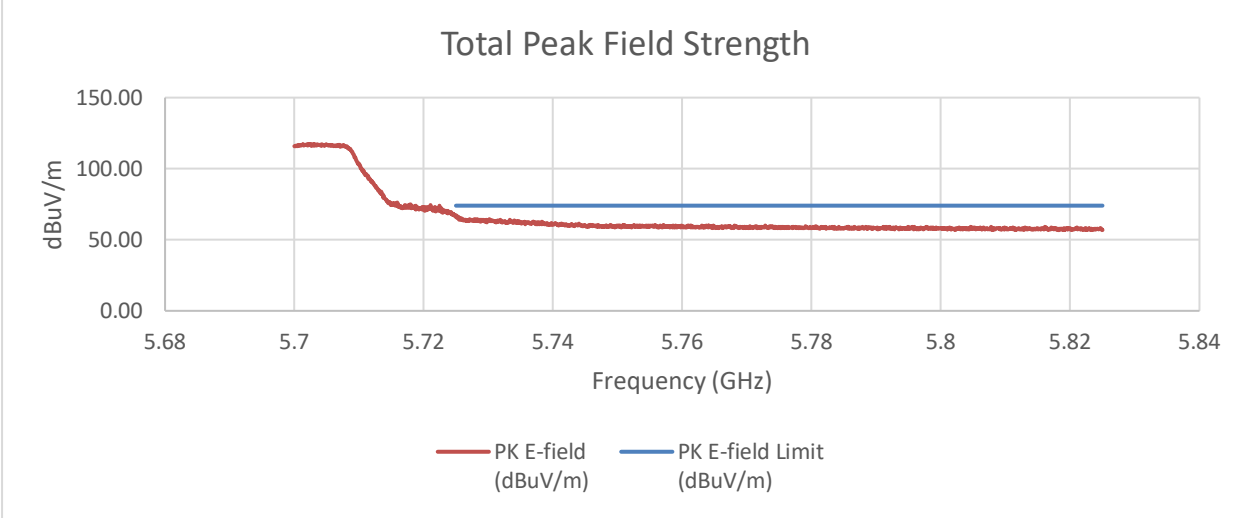

Summed Pk Data at Restricted Band

Frequency (GHz)	PK Reading C1 (dBm)	PK Reading C2 (dBm)	PK EIRP (dBm)	PK E-field (dBuV/m)	PK E-field Limit (dBuV/m)	Margin (dB)
5.725	-38.54	-39.63	-27.83	67.43	74.00	-6.57

An array gain of 8.21 dBi was used in the calculation of the summed data.

UL LLC
12 Laboratory Drive, Research Triangle Park, NC 27709; USA TEL:(919)549-1400
This report shall not be reproduced except in full, without the written approval of UL LLC

2TX CHAIN 0 + CHAIN 1 MODE (Mid Gain) Low BE 5500 MHz

SUMMED BANDEDGE DATA (Pk)

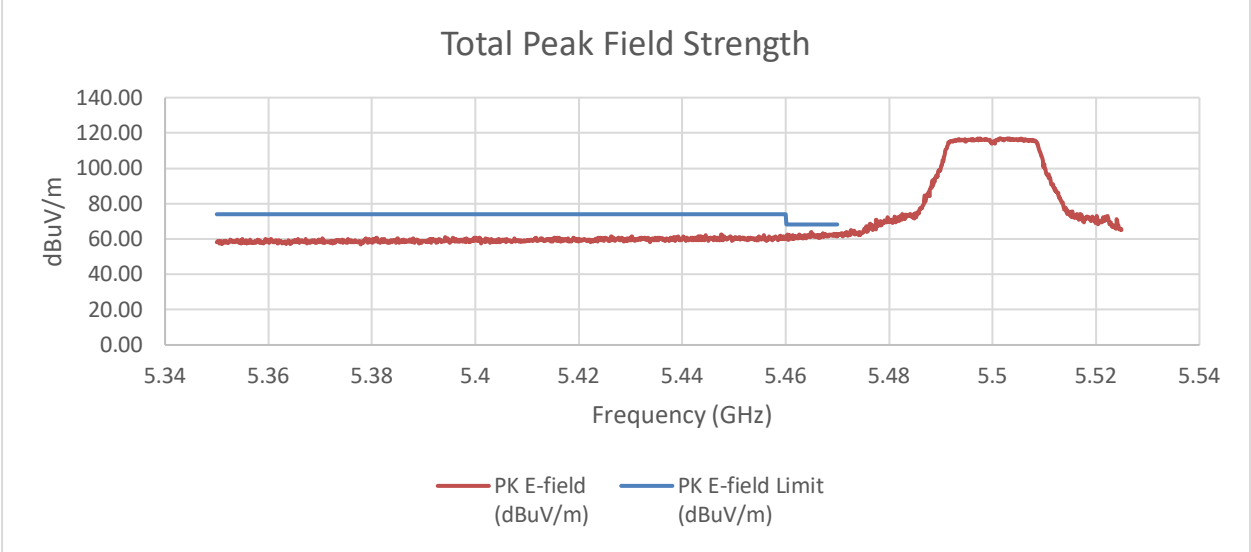

SUMMED BANDEDGE DATA (Av)

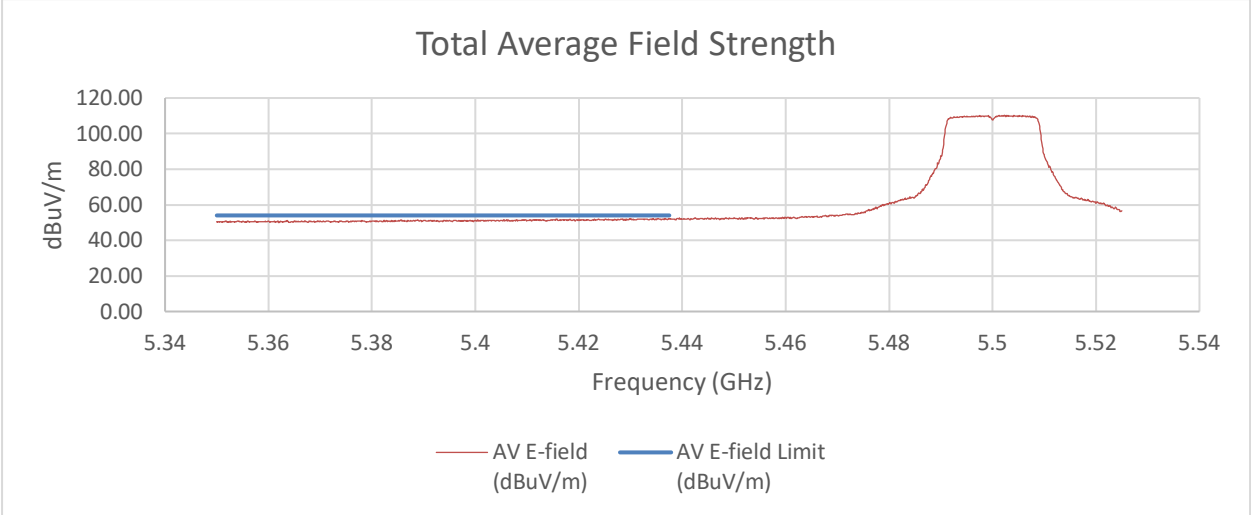

Summed Pk and Av Data at Restricted Band

Frequency (GHz)	PK Reading C1 (dBm)	PK Reading C2 (dBm)	PK EIRP (dBm)	PK E-field (dBuV/m)	PK E-field Limit (dBuV/m)	Margin (dB)
5.46	-48.24	-47.94	-34.77	60.49	68.20	-7.71
5.47	-46.55	-47.32	-33.60	61.66	68.20	-6.54
Frequency (GHz)	**AV Reading C1 (dBm)**	**AV Reading C2 (dBm)**	**AV EIRP (dBm)**	**AV E-field (dBuV/m)**	**AV E-field Limit (dBuV/m)**	**Margin (dB)**
5.46	-55.34	-56.03	-42.35	52.91	54	-1.09

An array gain of 10.31 dBi was used in the calculation of the summed data.

UL LLC
12 Laboratory Drive, Research Triangle Park, NC 27709; USA TEL:(919)549-1400
This report shall not be reproduced except in full, without the written approval of UL LLC

2TX CHAIN 0 + CHAIN 1 MODE (Mid Gain) High BE 5700 MHz

SUMMED BANDEDGE DATA (Pk)

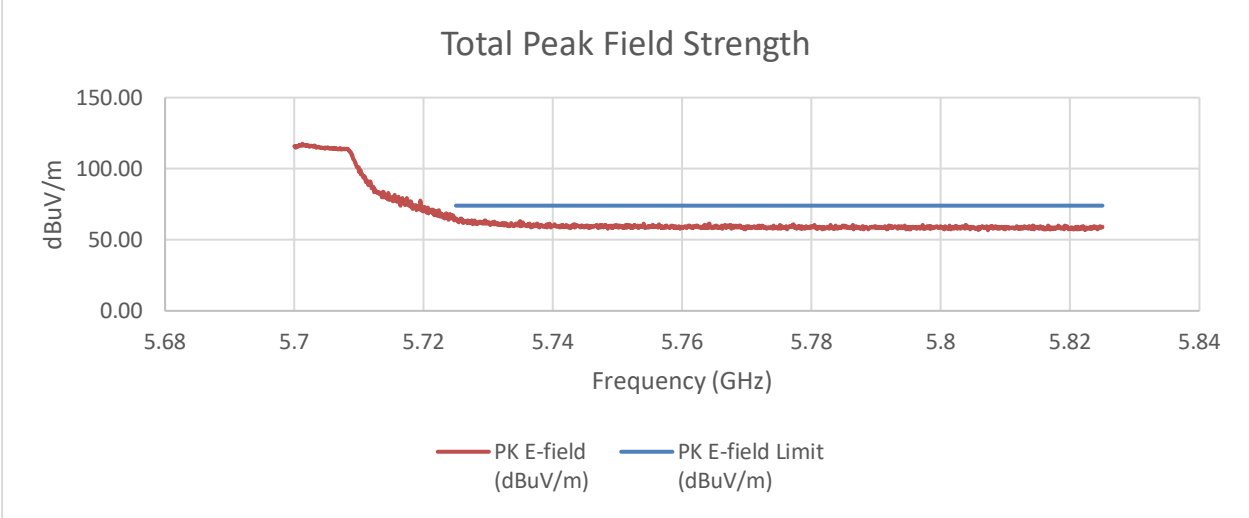

Summed Pk Data at Restricted Band

Frequency (GHz)	PK Reading C1 (dBm)	PK Reading C2 (dBm)	PK EIRP (dBm)	PK E-field (dBuV/m)	PK E-field Limit (dBuV/m)	Margin (dB)
5.725	-42.31	-46.72	-30.66	64.60	74.00	-9.40

An array gain of 10.31 dBi was used in the calculation of the summed data.

UL LLC
12 Laboratory Drive, Research Triangle Park, NC 27709; USA TEL:(919)549-1400
This report shall not be reproduced except in full, without the written approval of UL LLC

2TX CHAIN 0 + CHAIN 1 MODE (High Gain) Low BE 5500 MHz

PK MEASUREMENT

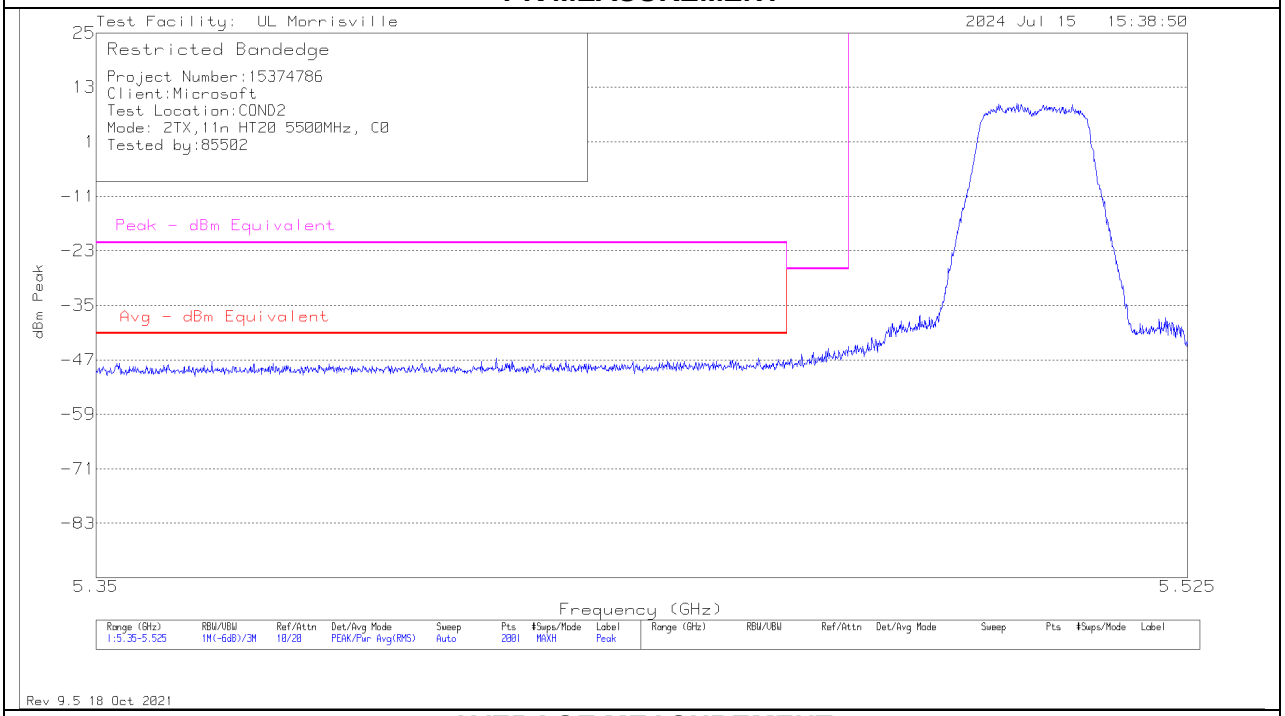

AVERAGE MEASUREMENT

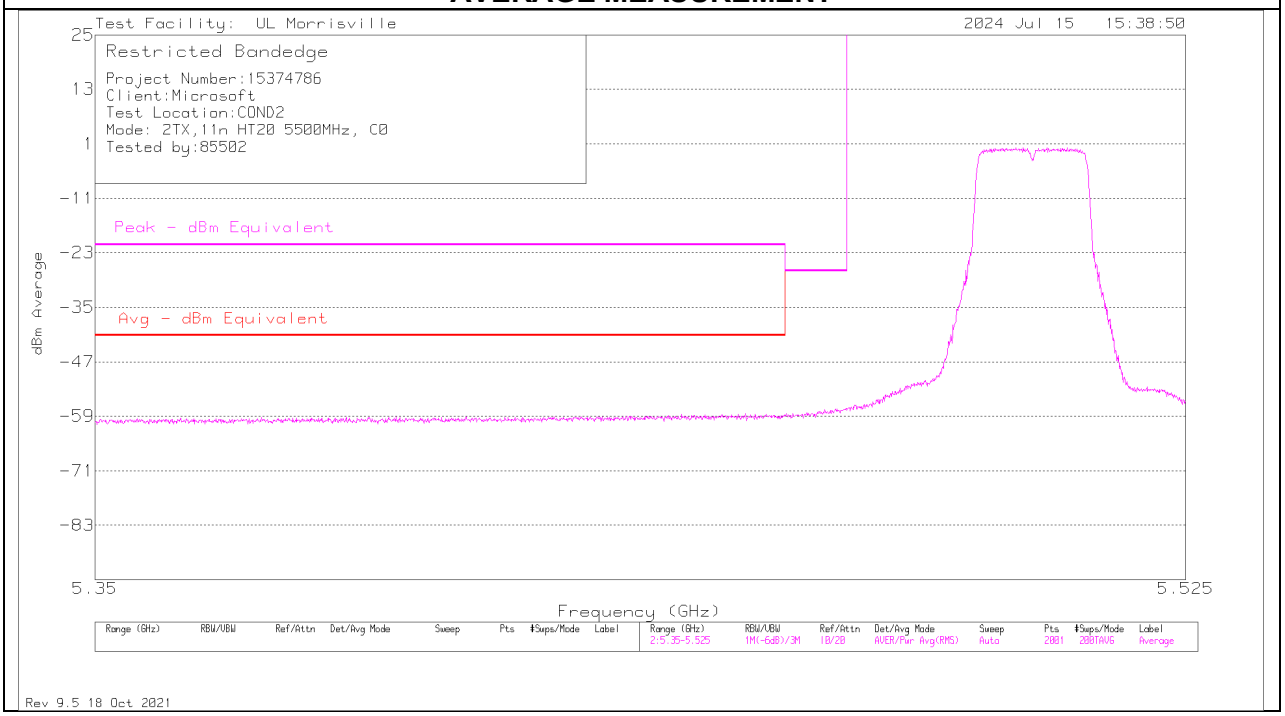

UL LLC
12 Laboratory Drive, Research Triangle Park, NC 27709; USA TEL:(919)549-1400

This report shall not be reproduced except in full, without the written approval of UL LLC

SUMMED BANDEDGE DATA (Pk)

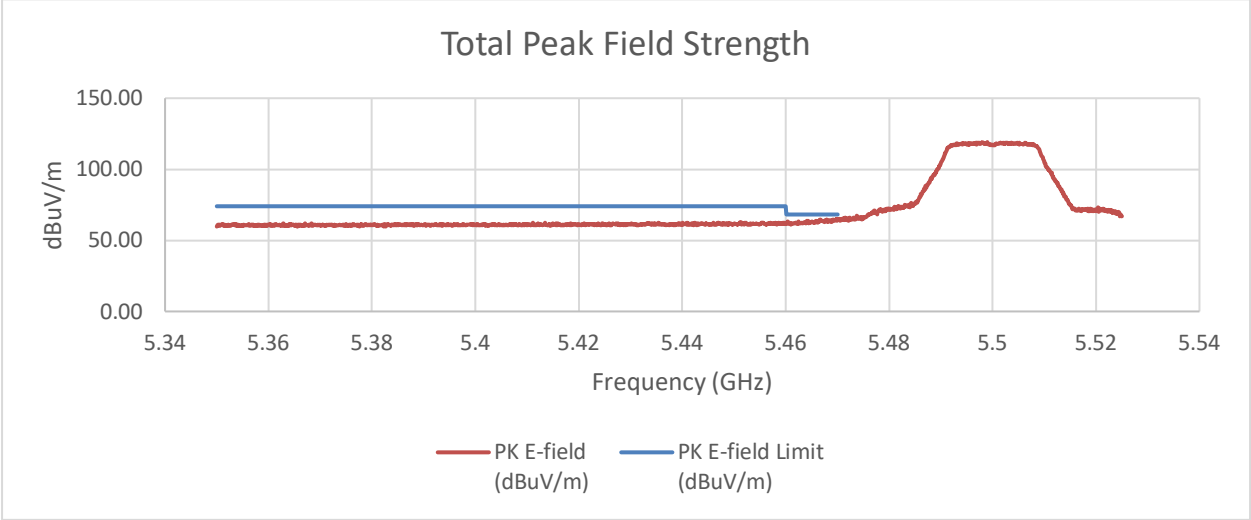

SUMMED BANDEDGE DATA (Av)

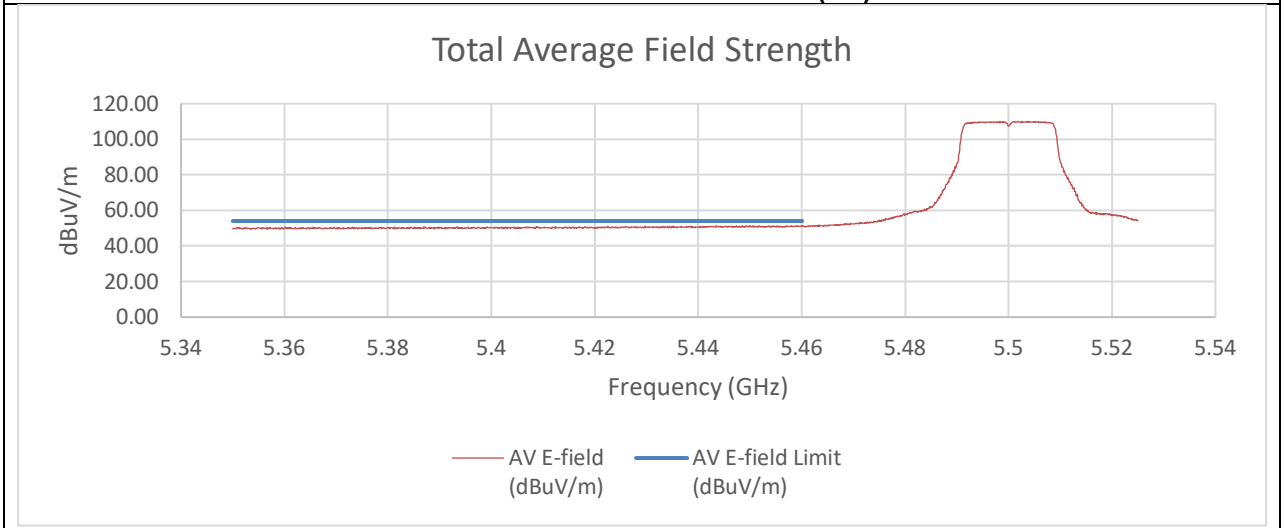

Summed Pk and Av Data at Restricted Band

Frequency (GHz)	PK Reading C1 (dBm)	PK Reading C2 (dBm)	PK EIRP (dBm)	PK E-field (dBuV/m)	PK E-field Limit (dBuV/m)	Margin (dB)
5.46	-47.64	-48.34	-33.30	61.96	74.00	-12.04
5.47	-44.00	-46.11	-30.25	65.01	68.20	-3.19
Frequency (GHz)	**AV Reading C1 (dBm)**	**AV Reading C2 (dBm)**	**AV EIRP (dBm)**	**AV E-field (dBuV/m)**	**AV E-field Limit (dBuV/m)**	**Margin (dB)**
5.46	-58.64	-58.33	-43.80	51.46	54.00	-2.54

An array gain of 11.67 dBi was used in the calculation of the summed data.

UL LLC
12 Laboratory Drive, Research Triangle Park, NC 27709; USA TEL:(919)549-1400
This report shall not be reproduced except in full, without the written approval of UL LLC

2TX CHAIN 0 + CHAIN 1 MODE (High Gain) High BE 5700 MHz

PK MEASUREMENT

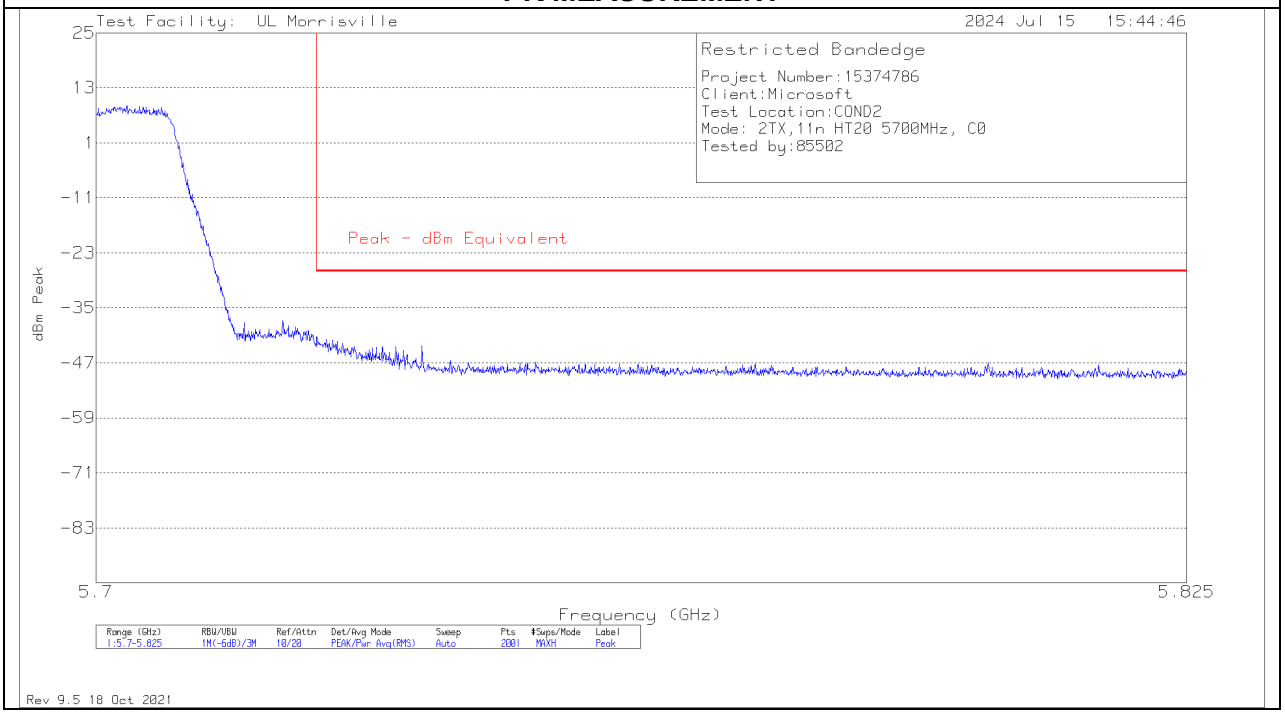

SUMMED BANDEDGE DATA (Pk)

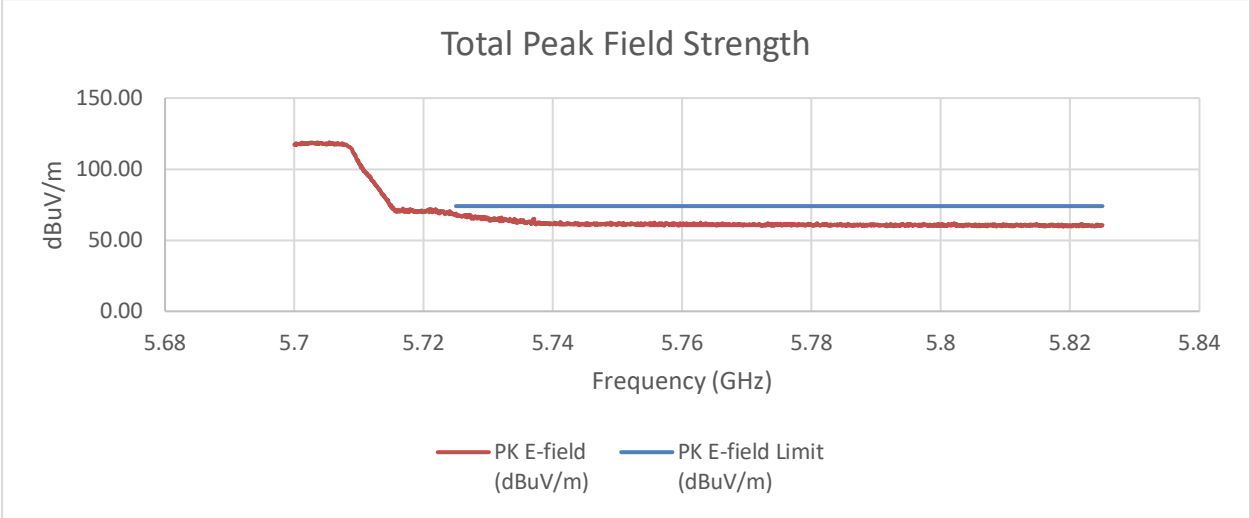

Summed Pk Data at Restricted Band

Frequency (GHz)	PK Reading C1 (dBm)	PK Reading C2 (dBm)	PK EIRP (dBm)	PK E-field (dBuV/m)	PK E-field Limit (dBuV/m)	Margin (dB)
5.725	-43.49	-41.27	-27.56	67.70	74.00	-6.30

An array gain of 11.67 dBi was used in the calculation of the summed data.

UL LLC
12 Laboratory Drive, Research Triangle Park, NC 27709; USA TEL:(919)549-1400
This report shall not be reproduced except in full, without the written approval of UL LLC

10.1.19. TX ABOVE 1 GHz 802.11n HT40 MODE IN THE 5.3 GHz BAND

2TX CHAIN 0 + CHAIN 1 MODE (Low Gain) Low BE 5510 MHz

SUMMED BANDEDGE DATA (Pk)

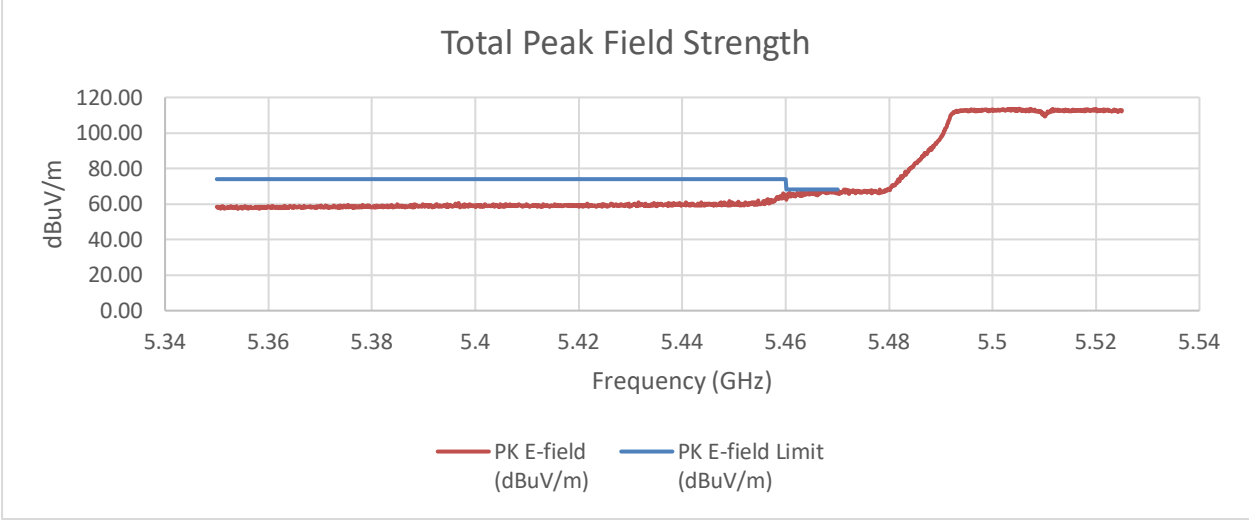

SUMMED BANDEDGE DATA (Av)

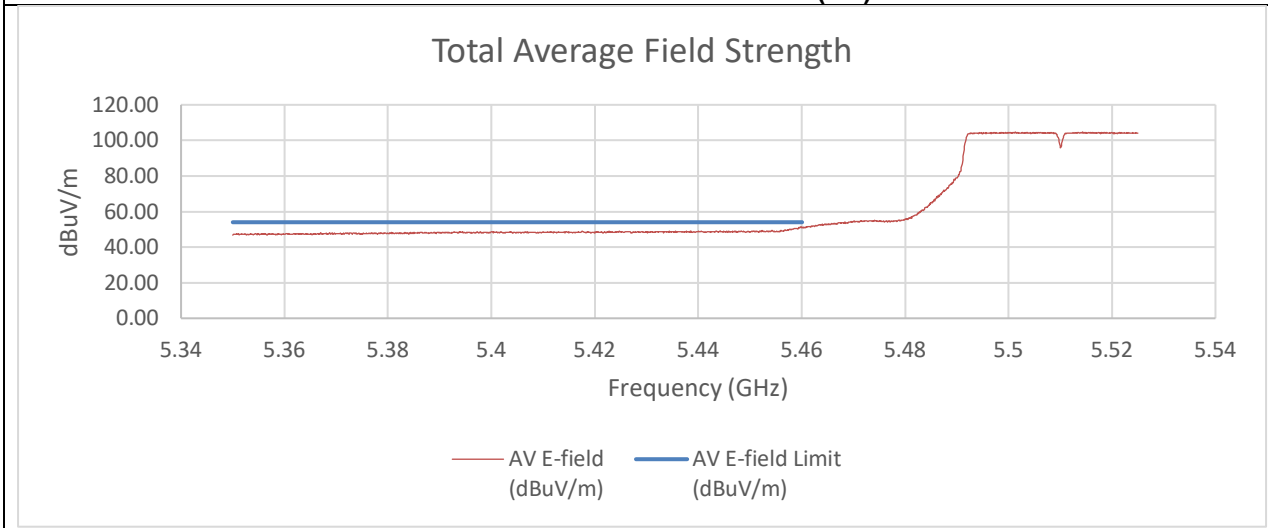

Summed Pk and Av Data at Restricted Band

Frequency (GHz)	PK Reading C1 (dBm)	PK Reading C2 (dBm)	PK EIRP (dBm)	PK E-field (dBuV/m)	PK E-field Limit (dBuV/m)	Margin (dB)
5.46	-43.42	-41.04	-30.85	64.41	74.00	-9.59
5.47	-40.37	-39.92	-28.92	66.34	68.20	-1.86
Frequency (GHz)	**AV Reading C1 (dBm)**	**AV Reading C2 (dBm)**	**AV EIRP (dBm)**	**AV E-field (dBuV/m)**	**AV E-field Limit (dBuV/m)**	**Margin (dB)**
5.46	-55.98	-55.39	-44.45	50.80	54.00	-3.20

An array gain of 8.21 dBi was used in the calculation of the summed data.

UL LLC
12 Laboratory Drive, Research Triangle Park, NC 27709; USA TEL:(919)549-1400
This report shall not be reproduced except in full, without the written approval of UL LLC

2TX CHAIN 0 + CHAIN 1 MODE (Low Gain) Low BE 5550 MHz

SUMMED BANDEDGE DATA (Pk)

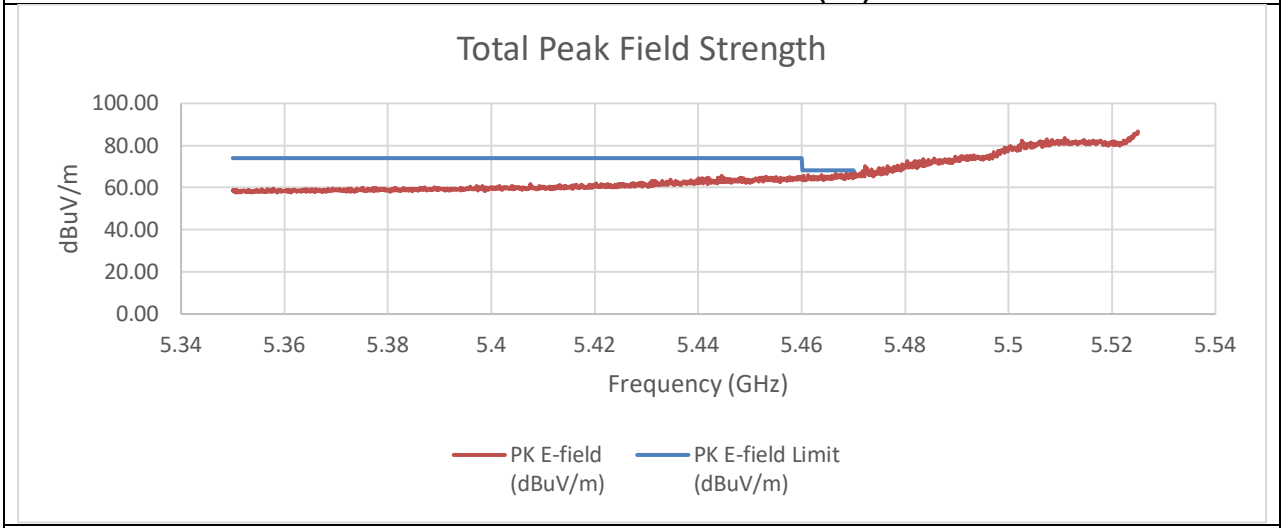

SUMMED BANDEDGE DATA (Av)

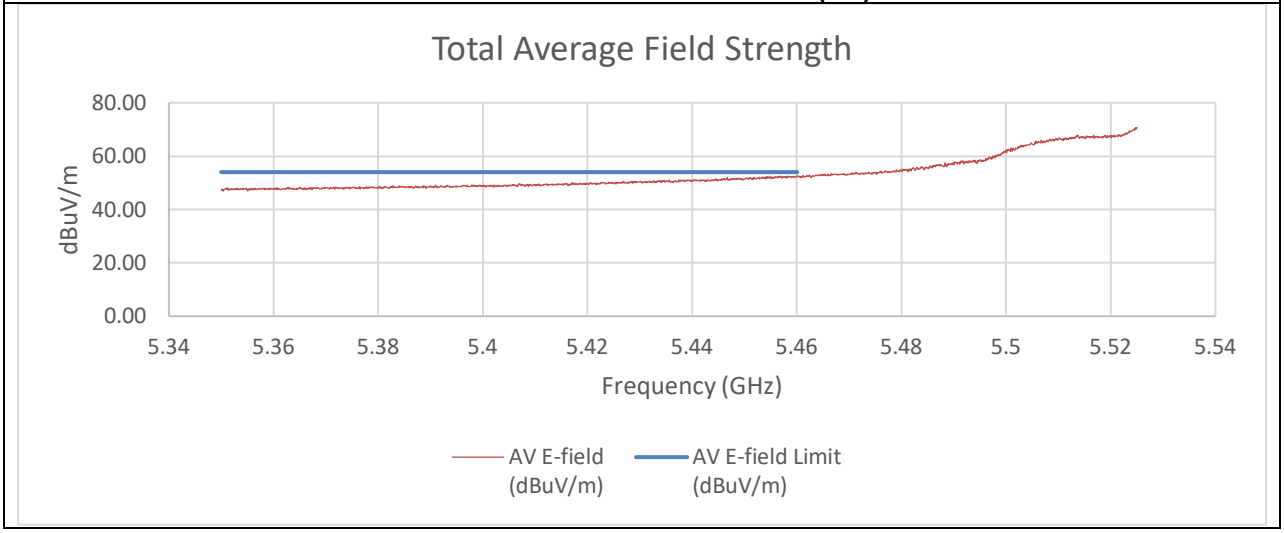

Summed Pk and Av Data at Restricted Band

Frequency (GHz)	PK Reading C1 (dBm)	PK Reading C2 (dBm)	PK EIRP (dBm)	PK E-field (dBuV/m)	PK E-field Limit (dBuV/m)	Margin (dB)
5.46	-40.94	-43.09	-30.66	64.59	74.00	-9.41
5.47	-41.96	-42.24	-30.88	64.38	68.20	-3.82
Frequency (GHz)	**AV Reading C1 (dBm)**	**AV Reading C2 (dBm)**	**AV EIRP (dBm)**	**AV E-field (dBuV/m)**	**AV E-field Limit (dBuV/m)**	**Margin (dB)**
5.46	-54.12	-54.06	-42.87	52.39	54.00	-1.61

An array gain of 8.21 dBi was used in the calculation of the summed data.

UL LLC
12 Laboratory Drive, Research Triangle Park, NC 27709; USA TEL:(919)549-1400
This report shall not be reproduced except in full, without the written approval of UL LLC

2TX CHAIN 0 + CHAIN 1 MODE (Low Gain) High BE 5670 MHz

SUMMED BANDEDGE DATA (Pk)

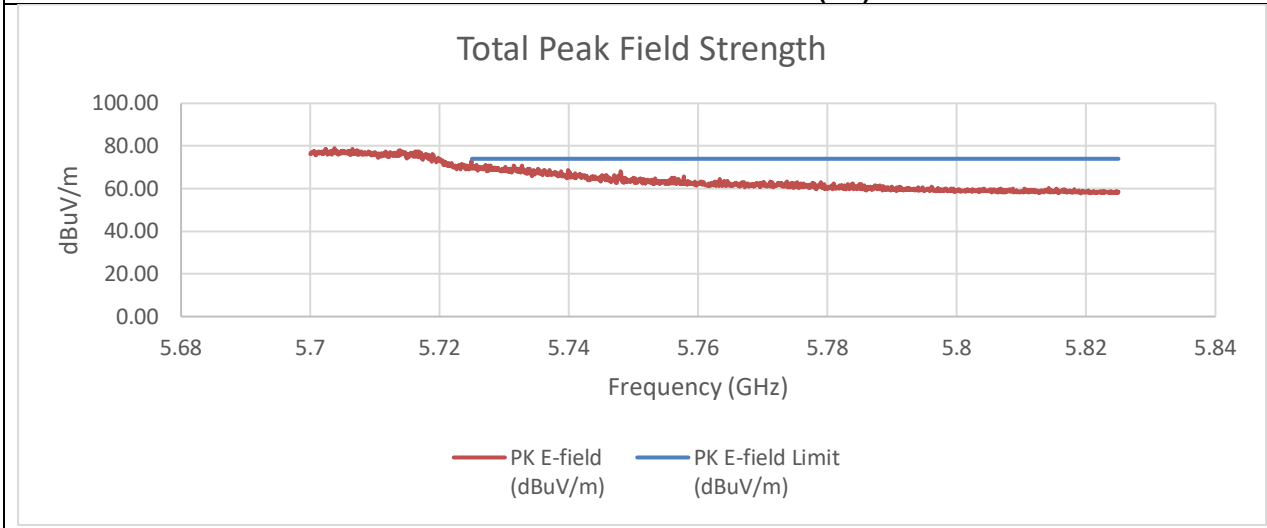

Summed Pk Data at Restricted Band

Frequency (GHz)	PK Reading C1 (dBm)	PK Reading C2 (dBm)	PK EIRP (dBm)	PK E-field (dBuV/m)	PK E-field Limit (dBuV/m)	Margin (dB)
5.725	-37.02	-37.44	-26.00	69.25	74.00	-4.75

An array gain of 8.21 dBi was used in the calculation of the summed data.

UL LLC
12 Laboratory Drive, Research Triangle Park, NC 27709; USA TEL:(919)549-1400
This report shall not be reproduced except in full, without the written approval of UL LLC

2TX CHAIN 0 + CHAIN 1 MODE (Mid Gain) Low BE 5510 MHz

SUMMED BANDEDGE DATA (Pk)

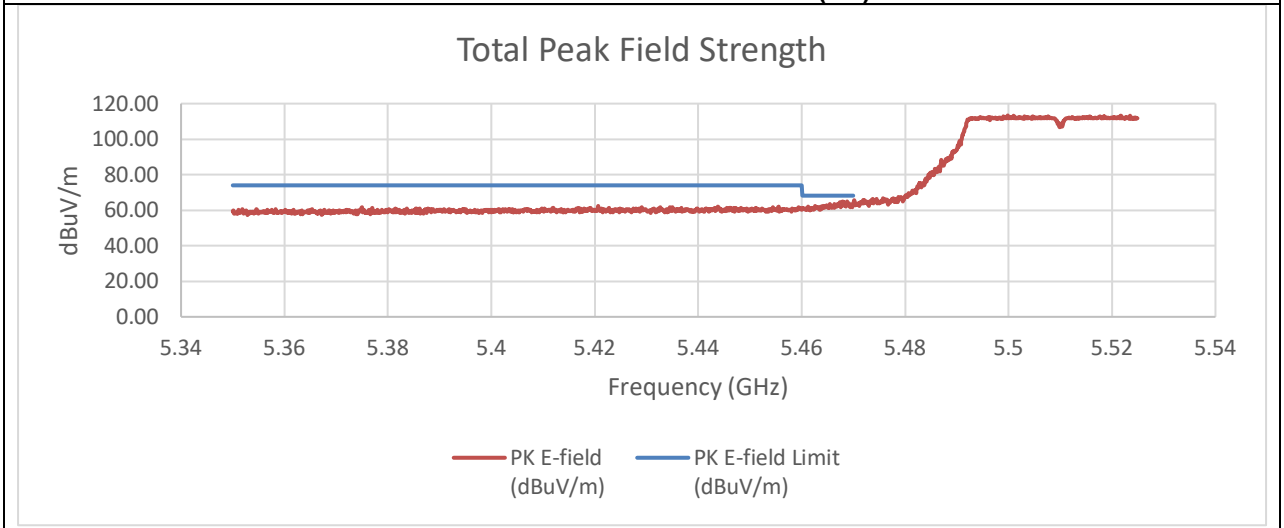

SUMMED BANDEDGE DATA (Av)

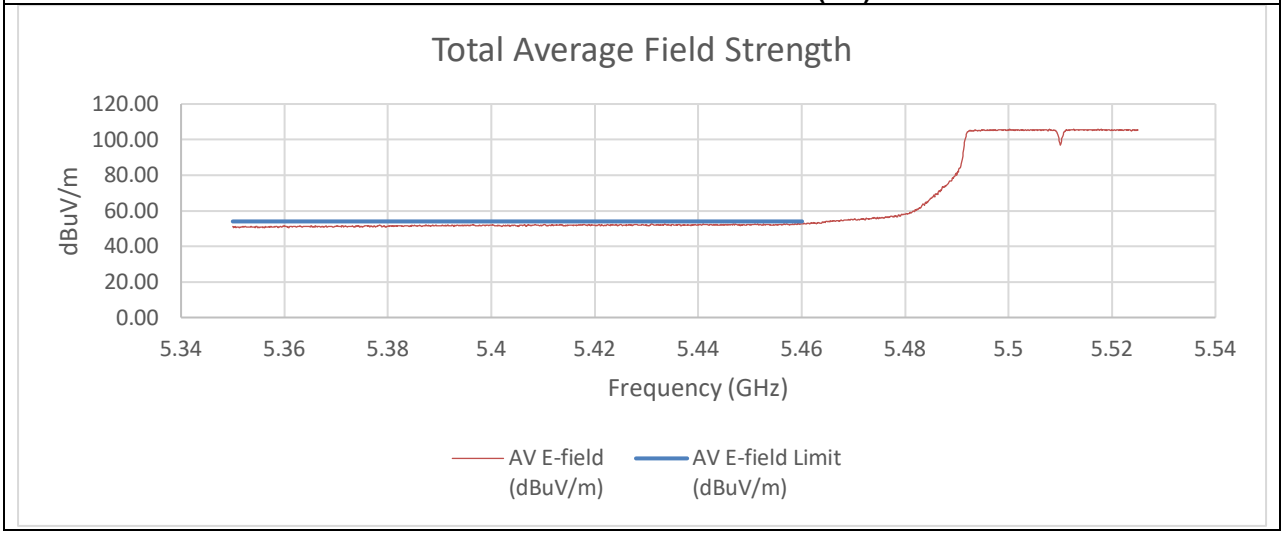

Summed Pk and Av Data at Restricted Band

Frequency (GHz)	PK Reading C1 (dBm)	PK Reading C2 (dBm)	PK EIRP (dBm)	PK E-field (dBuV/m)	PK E-field Limit (dBuV/m)	Margin (dB)
5.46	-49.28	-47.30	-34.86	60.40	74.00	-13.60
5.47	-44.95	-44.92	-31.61	63.64	68.20	-4.56
Frequency (GHz)	**AV Reading C1 (dBm)**	**AV Reading C2 (dBm)**	**AV EIRP (dBm)**	**AV E-field (dBuV/m)**	**AV E-field Limit (dBuV/m)**	**Margin (dB)**
5.46	-55.73	-56.25	-42.66	52.60	54.00	-1.40

An array gain of 10.31 dBi was used in the calculation of the summed data.

UL LLC
12 Laboratory Drive, Research Triangle Park, NC 27709; USA TEL:(919)549-1400
This report shall not be reproduced except in full, without the written approval of UL LLC

2TX CHAIN 0 + CHAIN 1 MODE (Mid Gain) Low BE 5550 MHz

SUMMED BANDEDGE DATA (Pk)

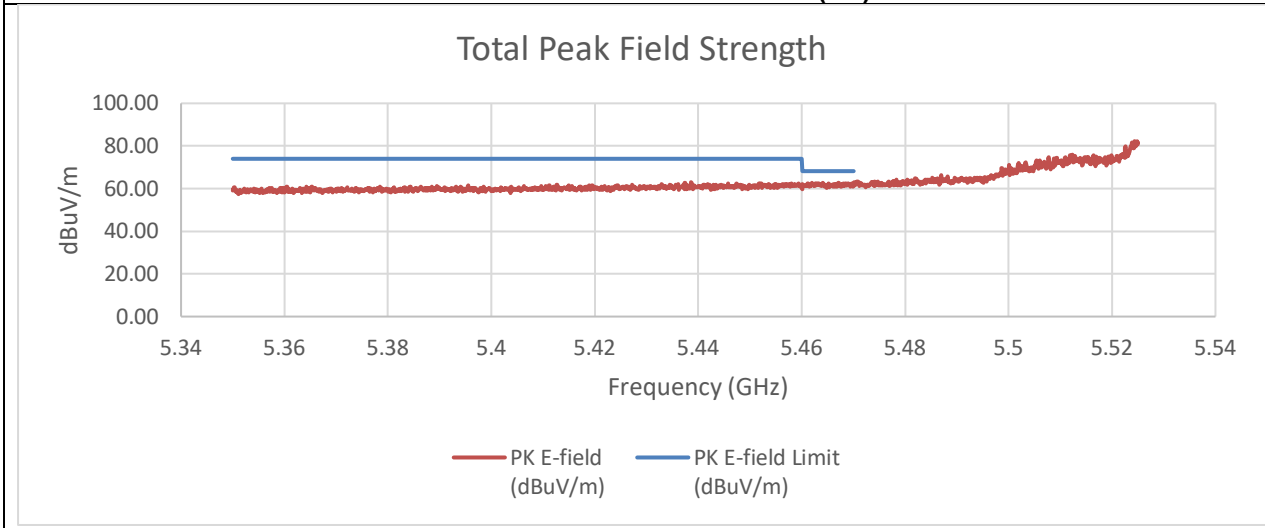

SUMMED BANDEDGE DATA (Av)

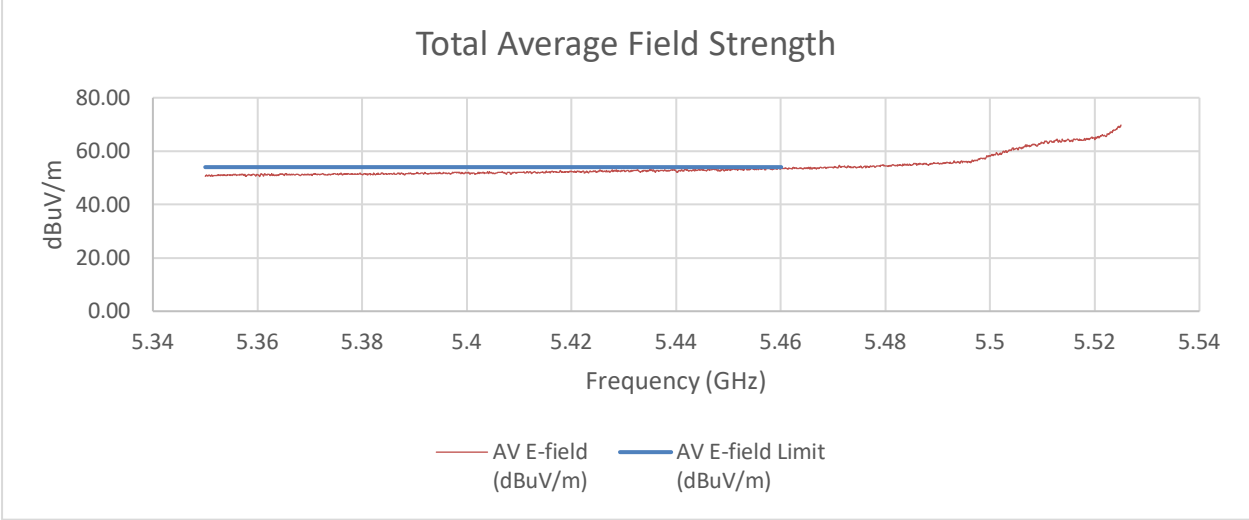

Summed Pk and Av Data at Restricted Band

Frequency (GHz)	PK Reading C1 (dBm)	PK Reading C2 (dBm)	PK EIRP (dBm)	PK E-field (dBuV/m)	PK E-field Limit (dBuV/m)	Margin (dB)
5.46	-48.04	-48.47	-34.93	60.33	74.00	-13.67
5.47	-47.13	-48.04	-34.24	61.02	68.20	-7.18
Frequency (GHz)	**AV Reading C1 (dBm)**	**AV Reading C2 (dBm)**	**AV EIRP (dBm)**	**AV E-field (dBuV/m)**	**AV E-field Limit (dBuV/m)**	**Margin (dB)**
5.46	-54.95	-55.41	-41.85	53.40	54.00	-0.60

An array gain of 10.31 dBi was used in the calculation of the summed data.

UL LLC
12 Laboratory Drive, Research Triangle Park, NC 27709; USA TEL:(919)549-1400
This report shall not be reproduced except in full, without the written approval of UL LLC

2TX CHAIN 0 + CHAIN 1 MODE (Mid Gain) High BE 5670 MHz

SUMMED BANDEDGE DATA (Pk)

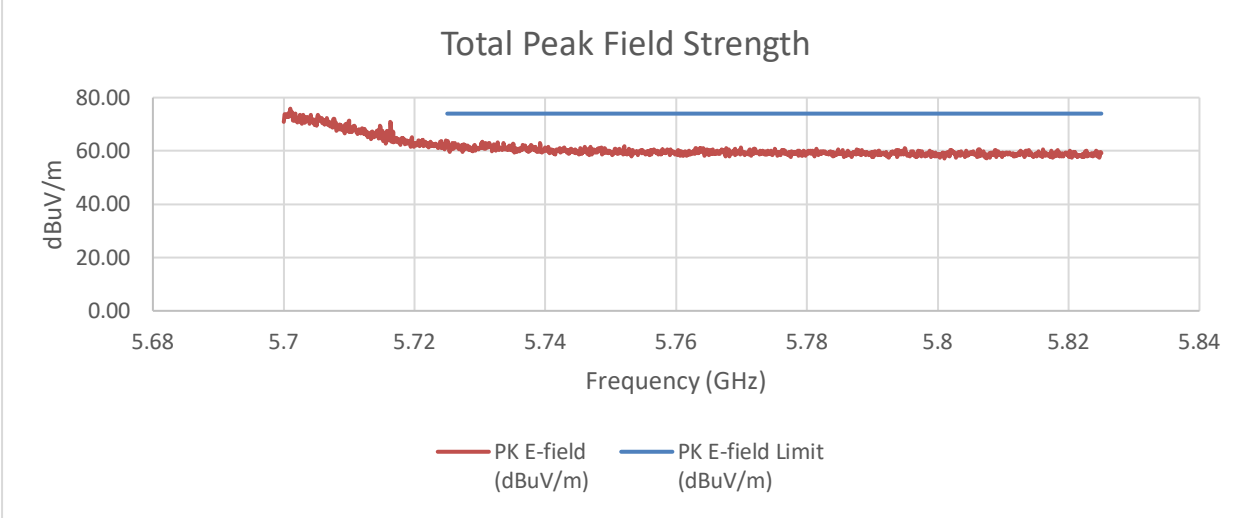

Summed Pk Data at Restricted Band

Frequency (GHz)	PK Reading C1 (dBm)	PK Reading C2 (dBm)	PK EIRP (dBm)	PK E-field (dBuV/m)	PK E-field Limit (dBuV/m)	Margin (dB)
5.725	-45.26	-46.29	-32.42	62.83	74.00	-11.17

An array gain of 10.31 dBi was used in the calculation of the summed data.

UL LLC
12 Laboratory Drive, Research Triangle Park, NC 27709; USA TEL:(919)549-1400
This report shall not be reproduced except in full, without the written approval of UL LLC

2TX CHAIN 0 + CHAIN 1 MODE (High Gain) Low BE 5510 MHz

PK MEASUREMENT

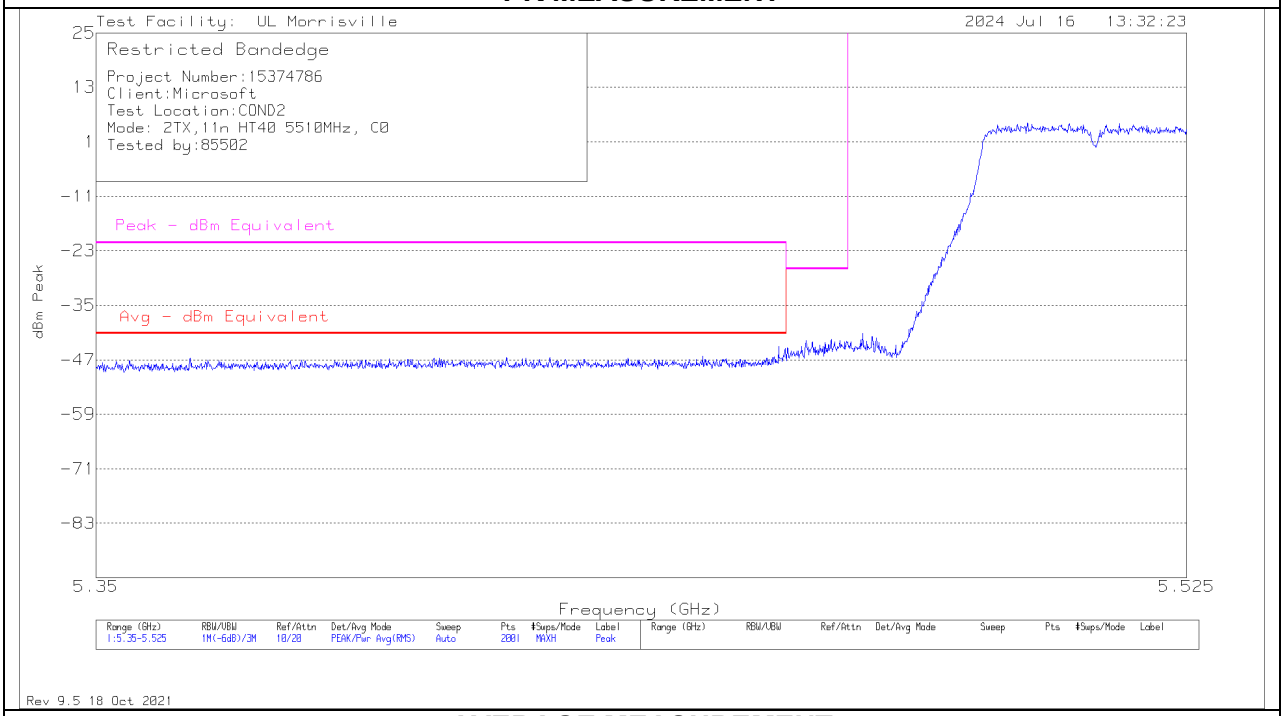

AVERAGE MEASUREMENT

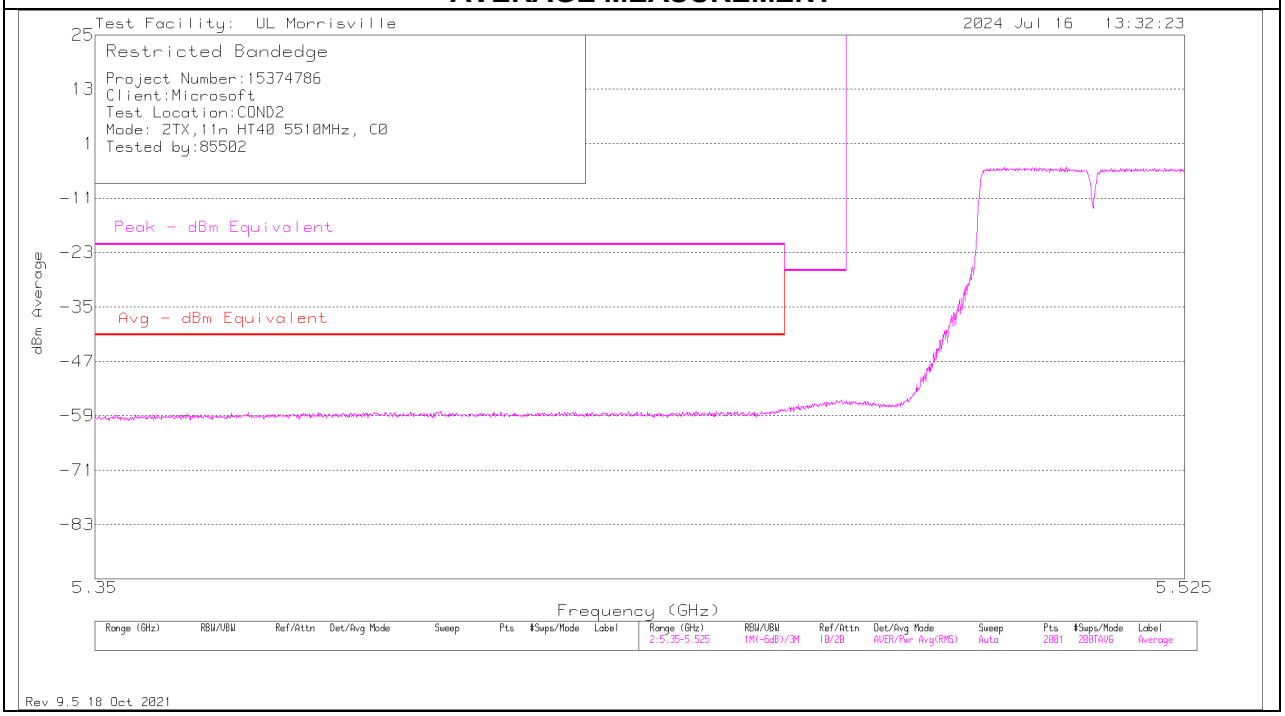

UL LLC
12 Laboratory Drive, Research Triangle Park, NC 27709; USA TEL:(919)549-1400

This report shall not be reproduced except in full, without the written approval of UL LLC

SUMMED BANDEDGE DATA (Pk)

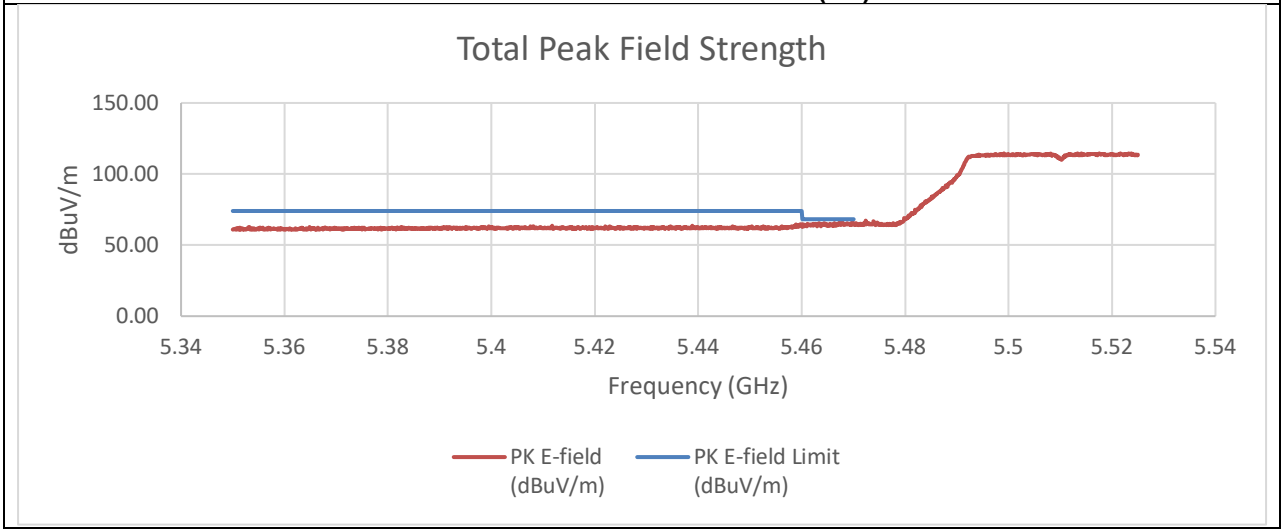

SUMMED BANDEDGE DATA (Av)

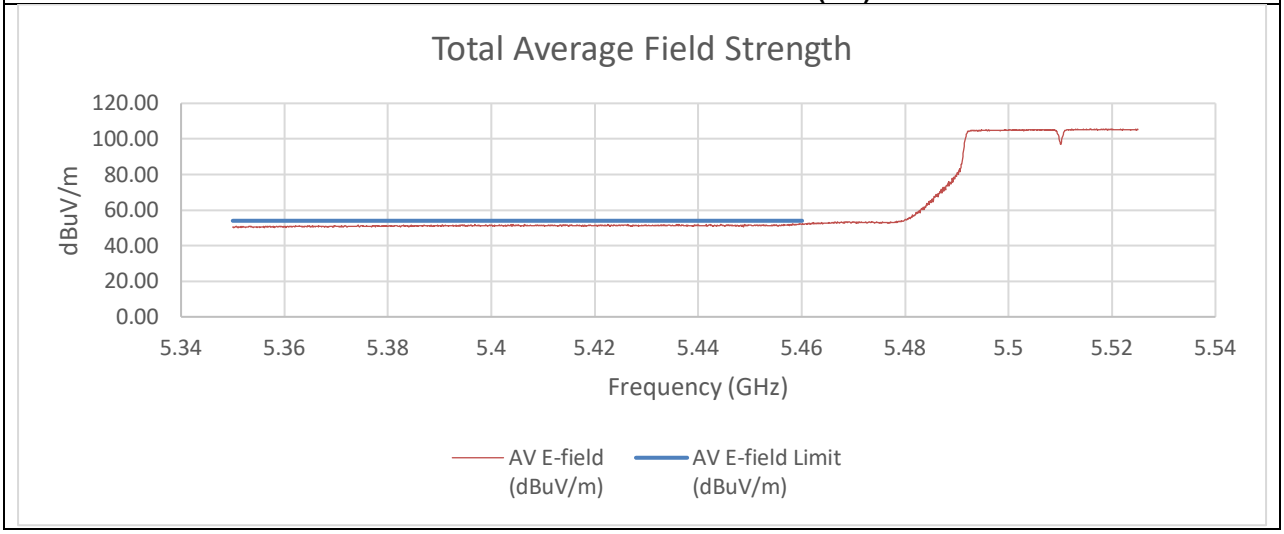

Summed Pk and Av Data at Restricted Band

Frequency (GHz)	PK Reading C1 (dBm)	PK Reading C2 (dBm)	PK EIRP (dBm)	PK E-field (dBuV/m)	PK E-field Limit (dBuV/m)	Margin (dB)
5.46	-45.45	-45.79	-30.94	64.32	74.00	-9.68
5.47	-43.06	-47.12	-29.95	65.31	68.20	-2.89
Frequency (GHz)	**AV Reading C1 (dBm)**	**AV Reading C2 (dBm)**	**AV EIRP (dBm)**	**AV E-field (dBuV/m)**	**AV E-field Limit (dBuV/m)**	**Margin (dB)**
5.46	-57.67	-58.20	-43.25	52.01	54.00	-1.99

An array gain of 11.67 dBi was used in the calculation of the summed data.

UL LLC
12 Laboratory Drive, Research Triangle Park, NC 27709; USA TEL:(919)549-1400
This report shall not be reproduced except in full, without the written approval of UL LLC

2TX CHAIN 0 + CHAIN 1 MODE (High Gain) Low BE 5550 MHz

PK MEASUREMENT

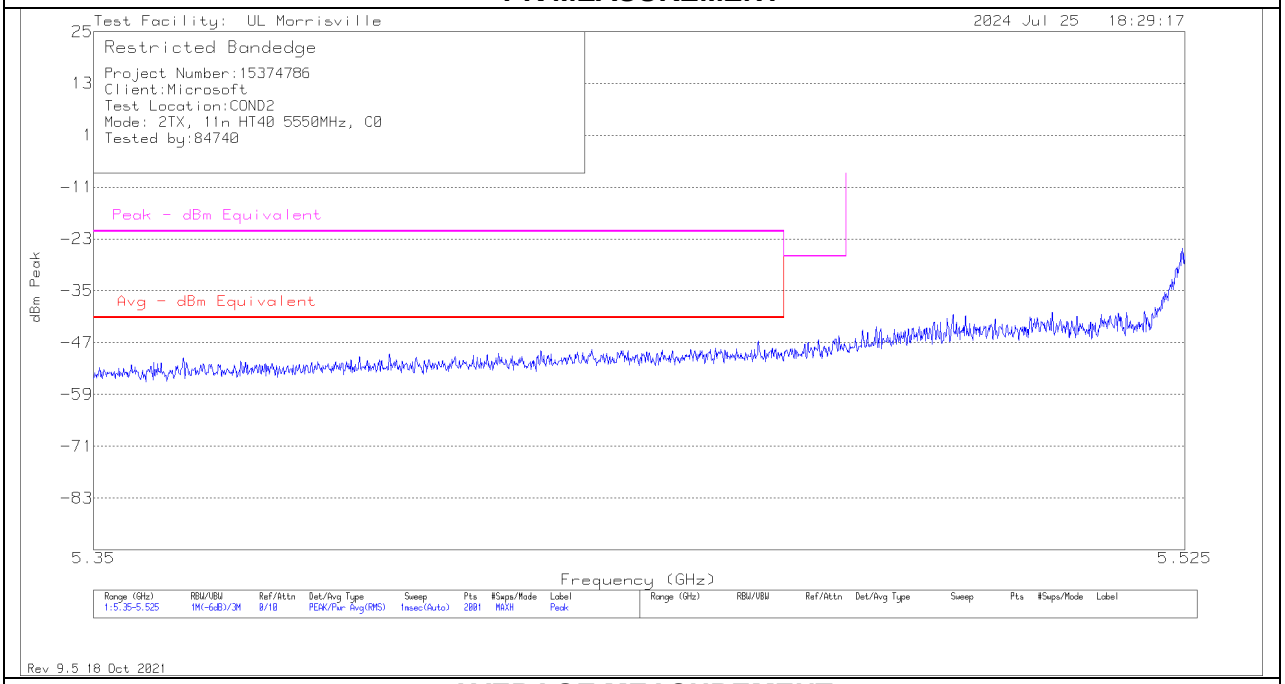

AVERAGE MEASUREMENT

UL LLC
12 Laboratory Drive, Research Triangle Park, NC 27709; USA TEL:(919)549-1400

This report shall not be reproduced except in full, without the written approval of UL LLC

SUMMED BANDEDGE DATA (Pk)

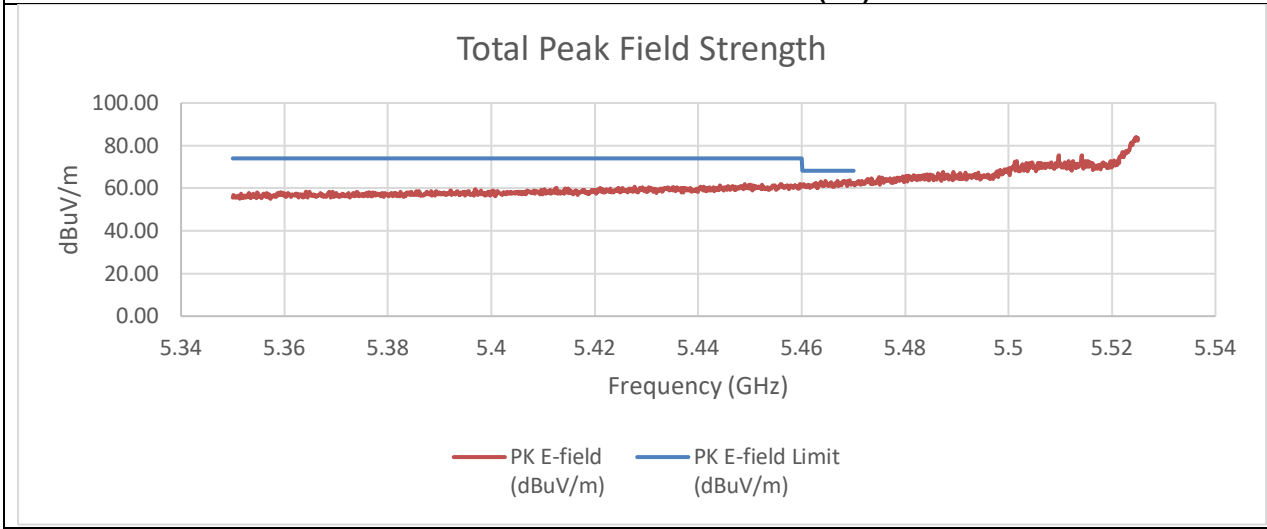

SUMMED BANDEDGE DATA (Av)

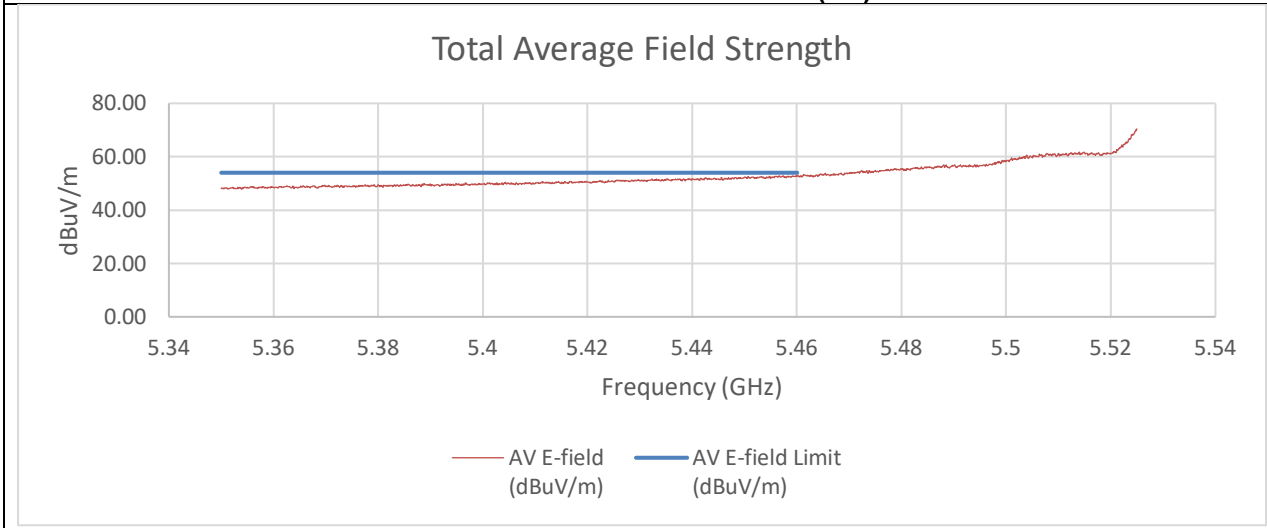

Summed Pk and Av Data at Restricted Band

Frequency (GHz)	PK Reading C1 (dBm)	PK Reading C2 (dBm)	PK EIRP (dBm)	PK E-field (dBuV/m)	PK E-field Limit (dBuV/m)	Margin (dB)
5.46	-51.34	-47.63	-34.42	60.84	74.00	-13.16
5.47	-47.67	-47.79	-33.05	62.21	68.20	-5.99
Frequency (GHz)	**AV Reading C1 (dBm)**	**AV Reading C2 (dBm)**	**AV EIRP (dBm)**	**AV E-field (dBuV/m)**	**AV E-field Limit (dBuV/m)**	**Margin (dB)**
5.46	-57.72	-56.84	-42.58	52.68	54.00	-1.32

An array gain of 11.67 dBi was used in the calculation of the summed data.

UL LLC
12 Laboratory Drive, Research Triangle Park, NC 27709; USA TEL:(919)549-1400
This report shall not be reproduced except in full, without the written approval of UL LLC

2TX CHAIN 0 + CHAIN 1 MODE (High Gain) High BE 5670 MHz

PK MEASUREMENT

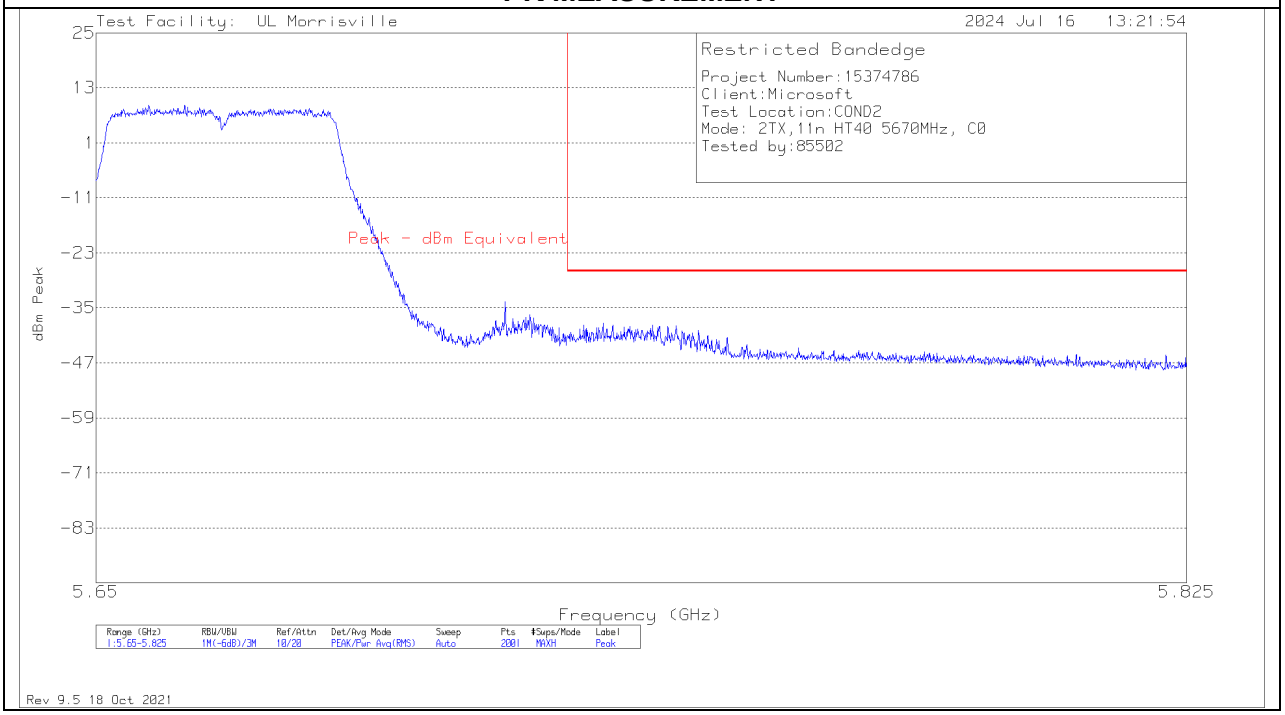

SUMMED BANDEDGE DATA (Pk)

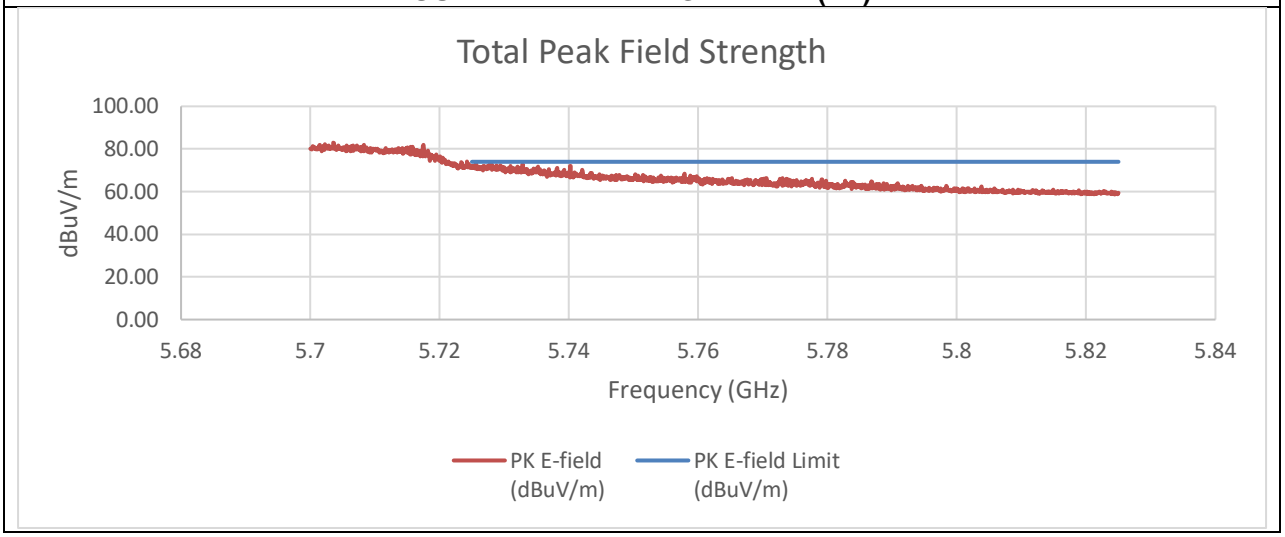

Summed Pk Data at Restricted Band

Frequency (GHz)	PK Reading C1 (dBm)	PK Reading C2 (dBm)	PK EIRP (dBm)	PK E-field (dBuV/m)	PK E-field Limit (dBuV/m)	Margin (dB)
5.725	-41.07	-45.16	-27.97	67.29	74.00	-6.71

An array gain of 11.67 dBi was used in the calculation of the summed data.

UL LLC
12 Laboratory Drive, Research Triangle Park, NC 27709; USA TEL:(919)549-1400

This report shall not be reproduced except in full, without the written approval of UL LLC

10.1.20. TX ABOVE 1 GHz 802.11n VHT80 MODE IN THE 5.6 GHz BAND

2TX CHAIN 0 + CHAIN 1 MODE (Low Gain) Low BE 5530 MHz

SUMMED BANDEDGE DATA (Pk) Fast Method

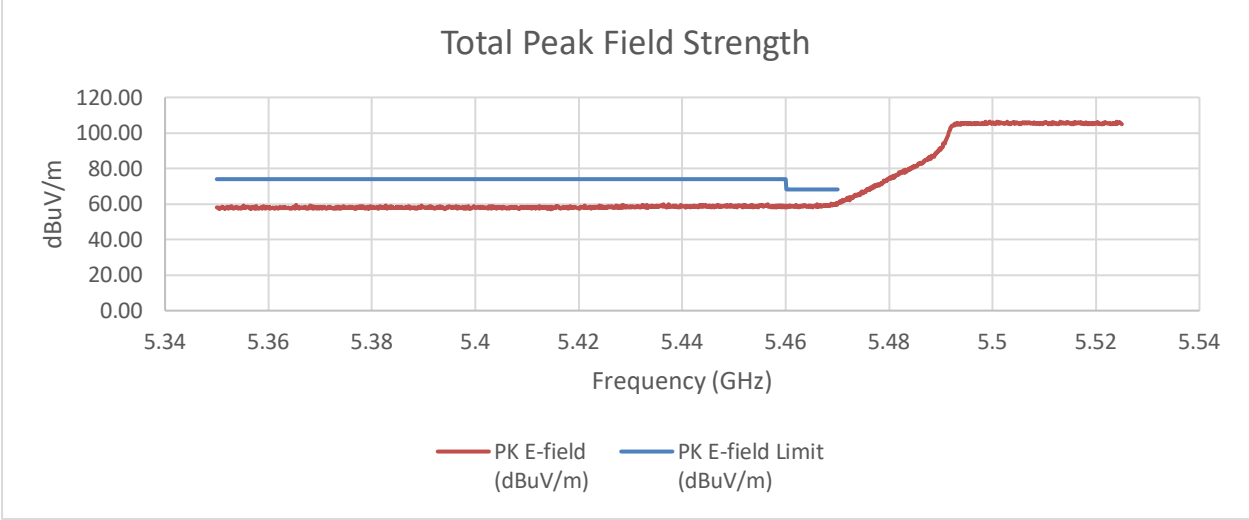

SUMMED BANDEDGE DATA (Av) Fast Method

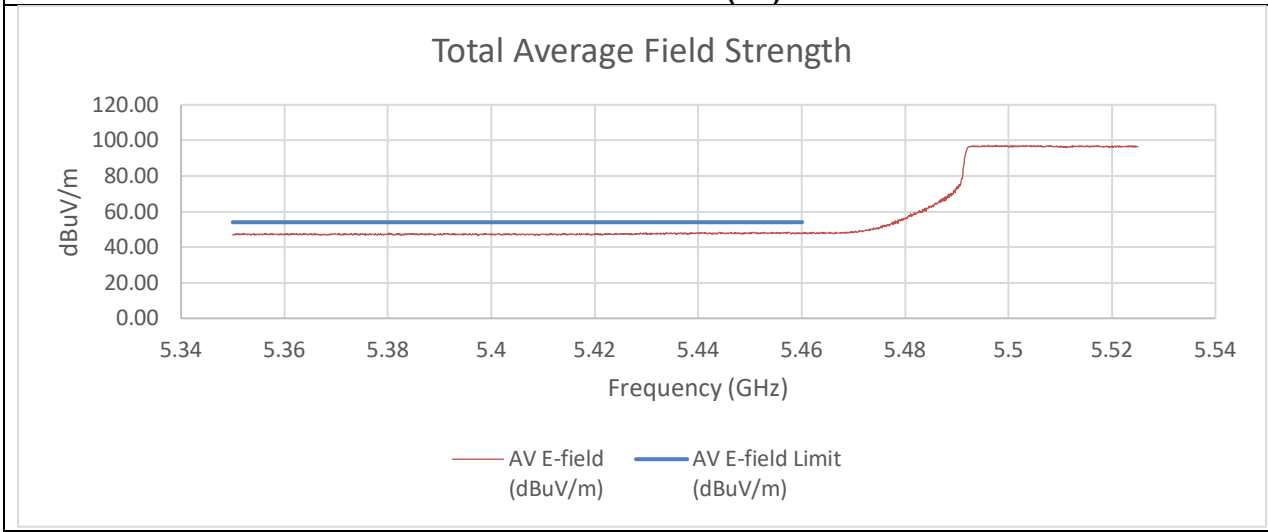

UL LLC
12 Laboratory Drive, Research Triangle Park, NC 27709; USA TEL:(919)549-1400
This report shall not be reproduced except in full, without the written approval of UL LLC

SUMMED BANDEDGE DATA (Pk) Slow Sweep

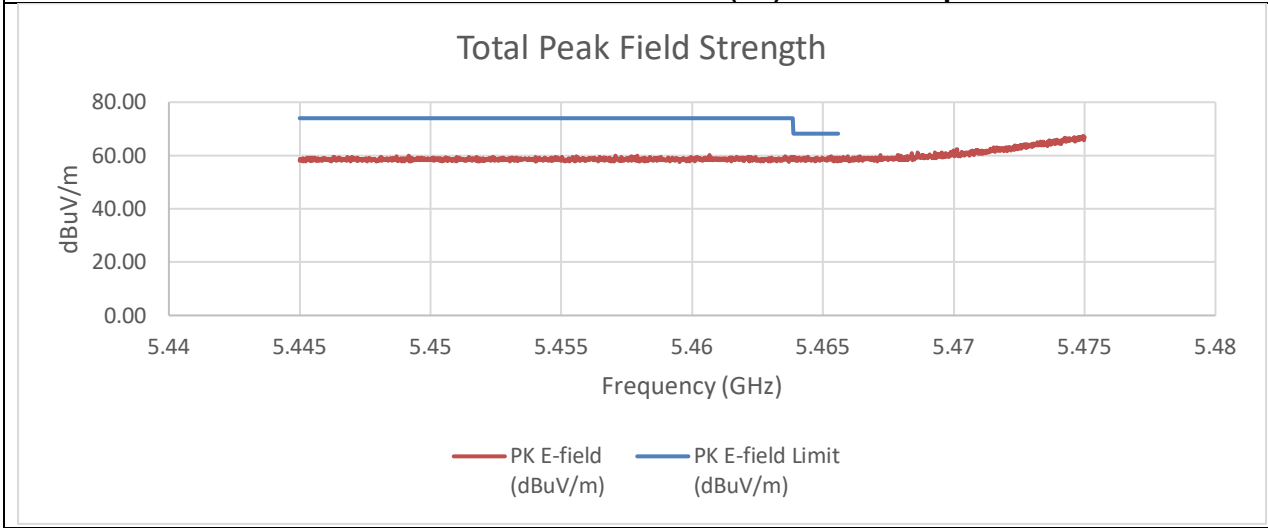

SUMMED BANDEDGE DATA (Av) Slow Sweep

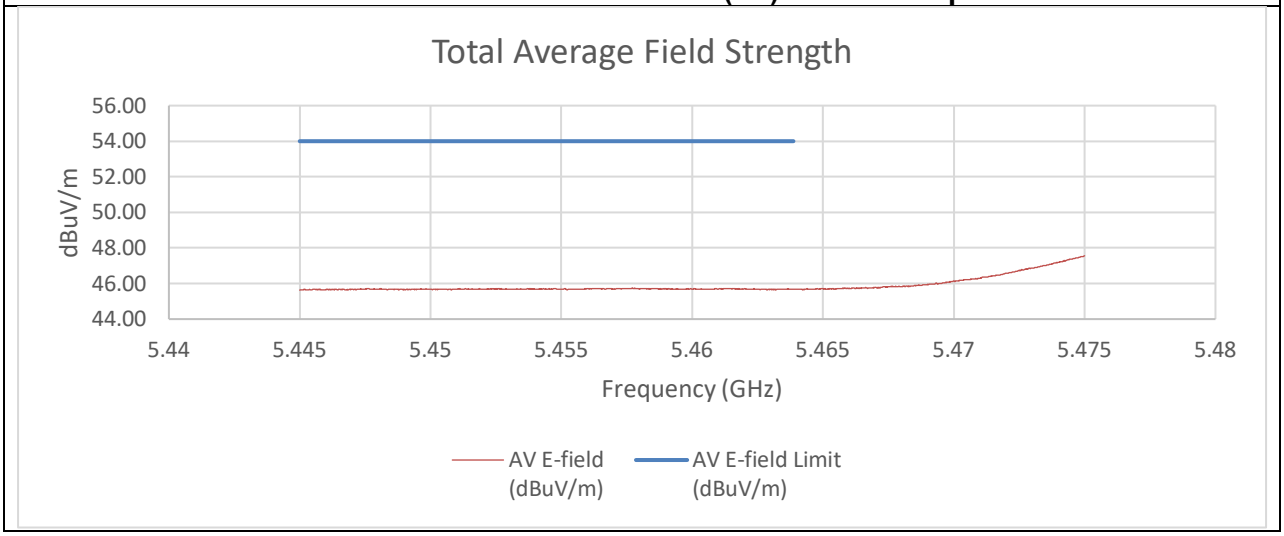

Summed Pk and Av Data at Restricted Band

Frequency (GHz)	PK Reading C1 (dBm)	PK Reading C2 (dBm)	PK EIRP (dBm)	PK E-field (dBuV/m)	PK E-field Limit (dBuV/m)	Margin (dB)
5.46	-49.23	-46.81	-36.63	58.62	74.00	-15.38
5.47	-47.71	-43.79	-34.10	61.16	68.2	-7.04
Frequency (GHz)	**AV Reading C1 (dBm)**	**AV Reading C2 (dBm)**	**AV EIRP (dBm)**	**AV E-field (dBuV/m)**	**AV E-field Limit (dBuV/m)**	**Margin (dB)**
5.46	-61.92	-59.90	-49.57	45.68	54.00	-8.32

An array gain of 8.21 dBi was used in the calculation of the summed data. Fast sweep was performed just to show that no other emissions existed outside of the frequencies observed by the slow sweep measurement.

UL LLC
12 Laboratory Drive, Research Triangle Park, NC 27709; USA TEL:(919)549-1400
This report shall not be reproduced except in full, without the written approval of UL LLC

2TX CHAIN 0 + CHAIN 1 MODE (Low Gain) Low BE 5610 MHz

SUMMED BANDEDGE DATA (Pk) Fast Method

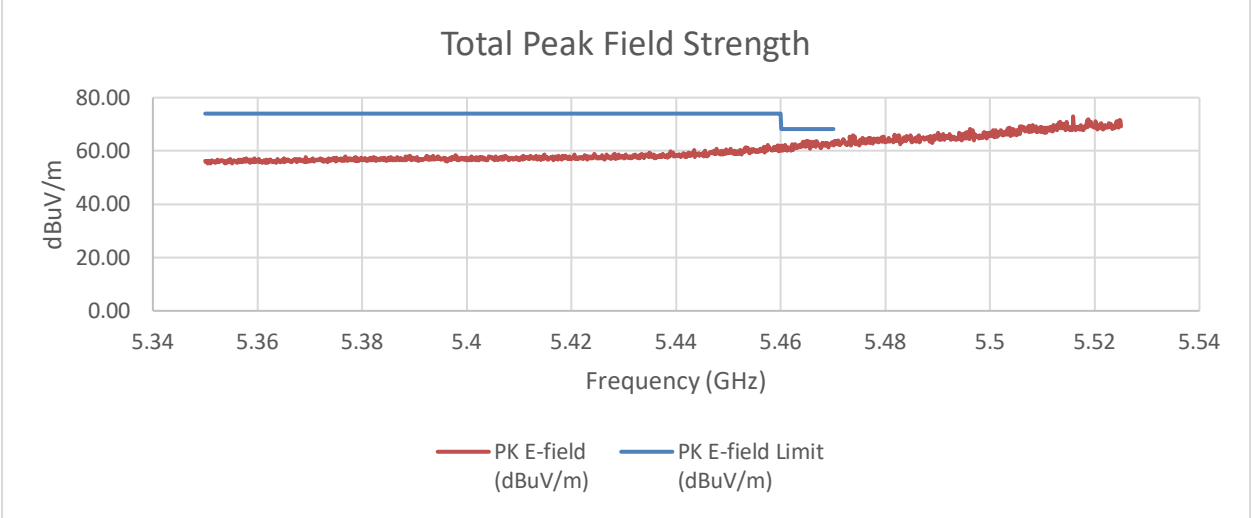

SUMMED BANDEDGE DATA (Av) Fast Method

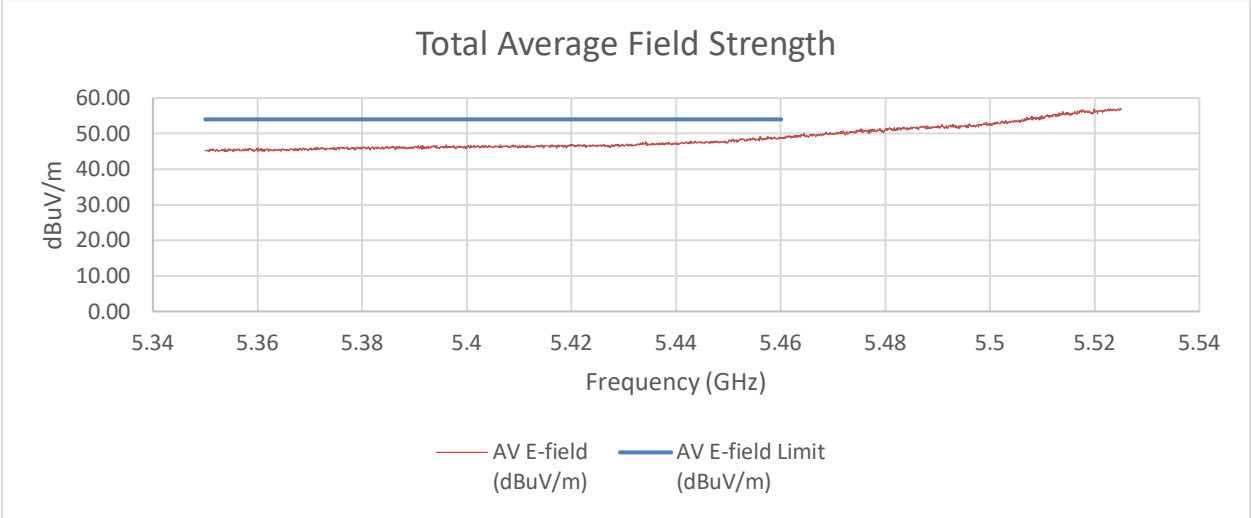

UL LLC
12 Laboratory Drive, Research Triangle Park, NC 27709; USA TEL:(919)549-1400
This report shall not be reproduced except in full, without the written approval of UL LLC

SUMMED BANDEDGE DATA (Pk) Slow Sweep

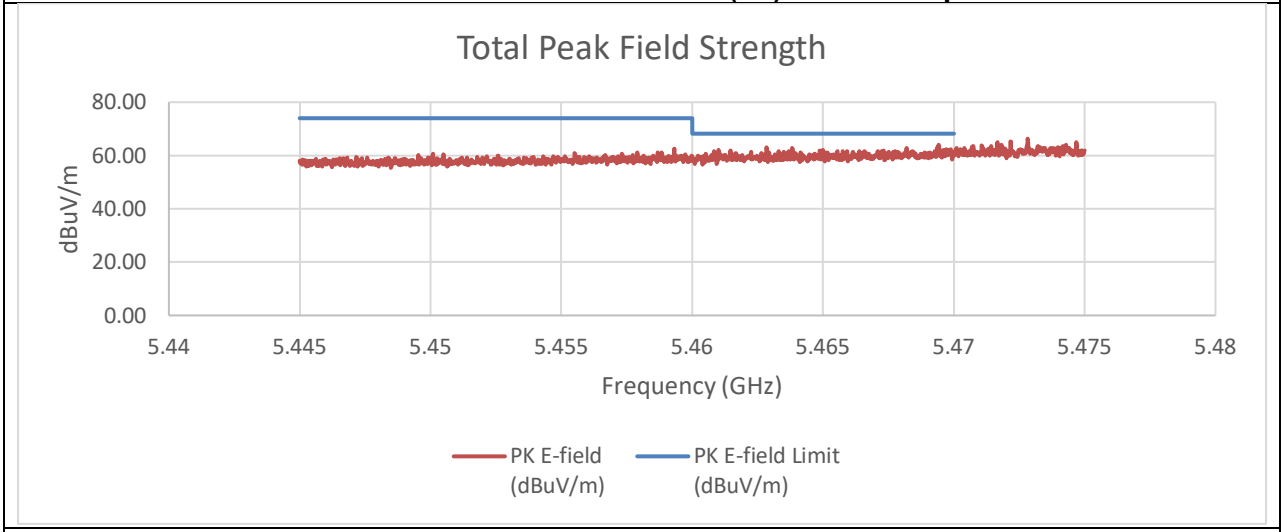

SUMMED BANDEDGE DATA (Av) Slow Sweep

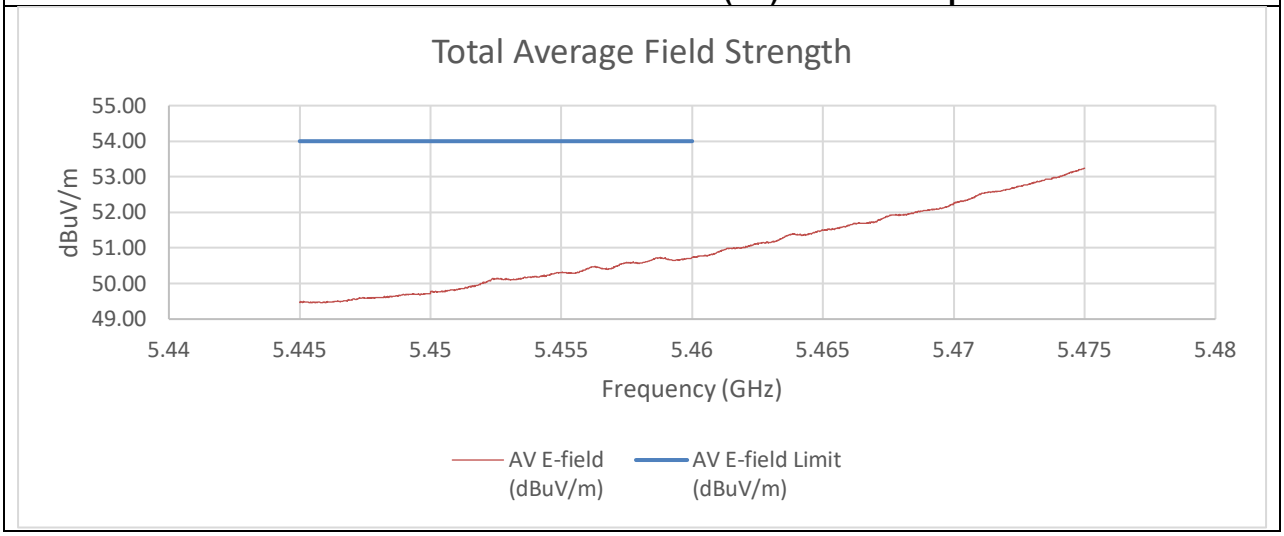

Summed Pk and Av Data at Restricted Band

Frequency (GHz)	PK Reading C1 (dBm)	PK Reading C2 (dBm)	PK EIRP (dBm)	PK E-field (dBuV/m)	PK E-field Limit (dBuV/m)	Margin (dB)
5.46	-46.50	-47.05	-35.55	59.71	74.00	-14.29
5.47	-47.40	-46.11	-35.49	59.77	68.20	-8.43
Frequency (GHz)	**AV Reading C1 (dBm)**	**AV Reading C2 (dBm)**	**AV EIRP (dBm)**	**AV E-field (dBuV/m)**	**AV E-field Limit (dBuV/m)**	**Margin (dB)**
5.46	-56.11	-55.39	-44.51	50.74	54.00	-3.26

An array gain of 8.21 dBi was used in the calculation of the summed data. Fast sweep was performed just to show that no other emissions existed outside of the frequencies observed by the slow sweep measurement.

UL LLC
12 Laboratory Drive, Research Triangle Park, NC 27709; USA TEL:(919)549-1400
This report shall not be reproduced except in full, without the written approval of UL LLC

2TX CHAIN 0 + CHAIN 1 MODE (Low Gain) High BE 5610 MHz

SUMMED BANDEDGE DATA (Pk)

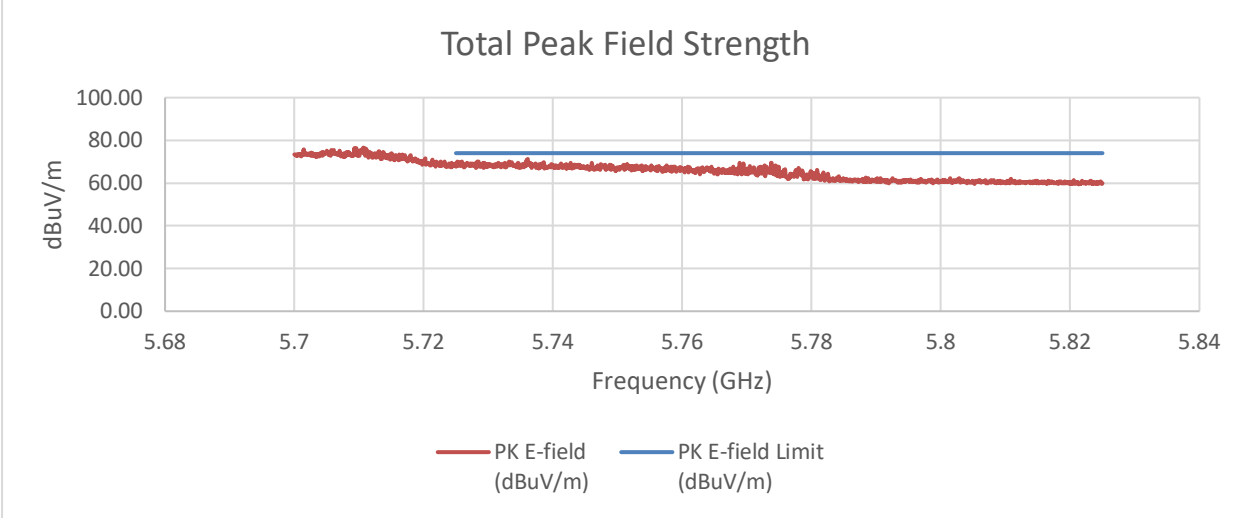

Summed Pk Data at Restricted Band

Frequency (GHz)	PK Reading C1 (dBm)	PK Reading C2 (dBm)	PK EIRP (dBm)	PK E-field (dBuV/m)	PK E-field Limit (dBuV/m)	Margin (dB)
5.725	-37.02	-39.36	-26.81	68.44	74.00	-5.56

An array gain of 8.21 dBi was used in the calculation of the summed data.

UL LLC
12 Laboratory Drive, Research Triangle Park, NC 27709; USA TEL:(919)549-1400
This report shall not be reproduced except in full, without the written approval of UL LLC

2TX CHAIN 0 + CHAIN 1 MODE (Mid Gain) Low BE 5530 MHz

SUMMED BANDEDGE DATA (Pk) Fast Method

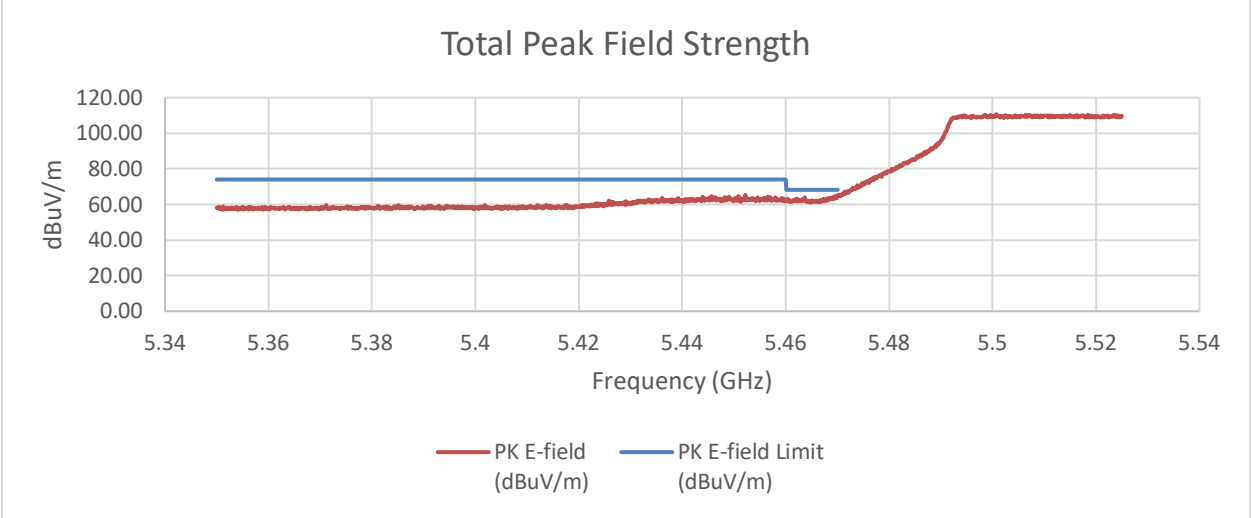

SUMMED BANDEDGE DATA (Av) Fast Method

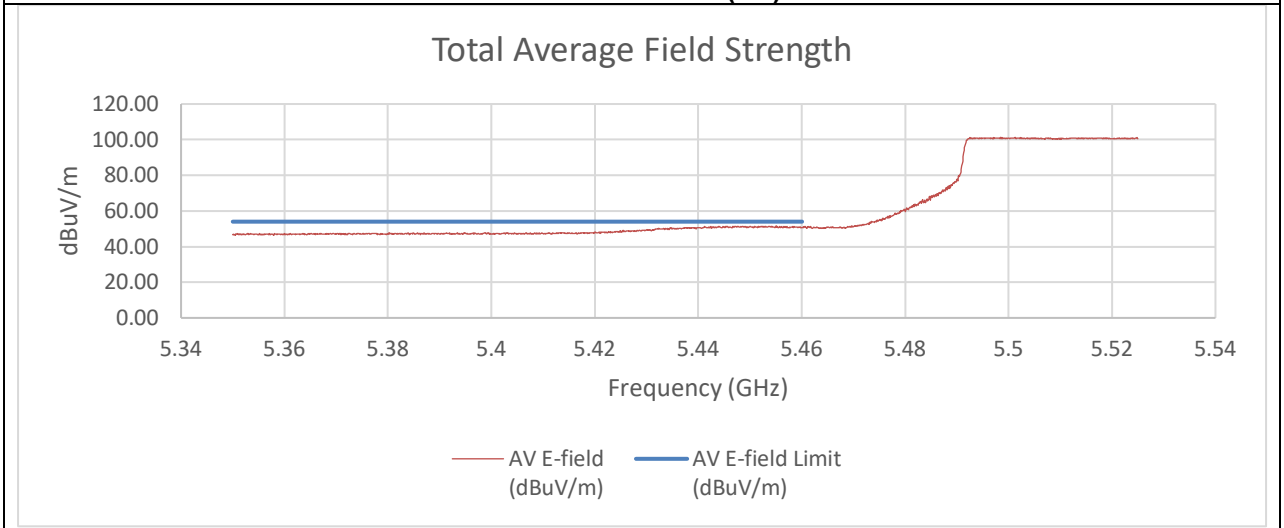

UL LLC
12 Laboratory Drive, Research Triangle Park, NC 27709; USA TEL:(919)549-1400
This report shall not be reproduced except in full, without the written approval of UL LLC

SUMMED BANDEDGE DATA (Pk) Slow Sweep

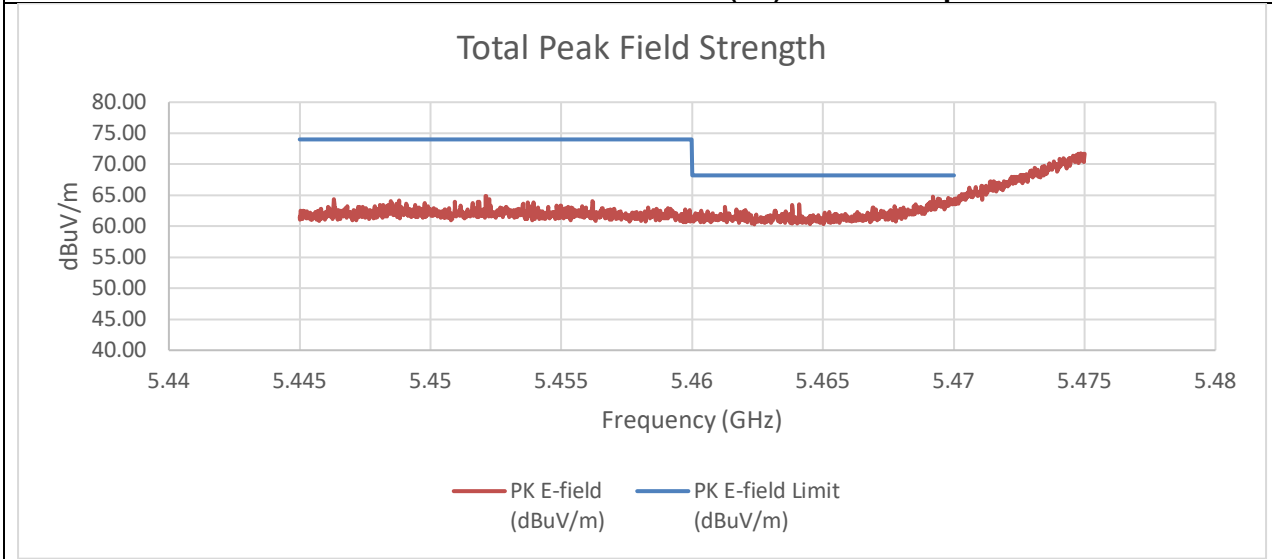

SUMMED BANDEDGE DATA (Av) Slow Sweep

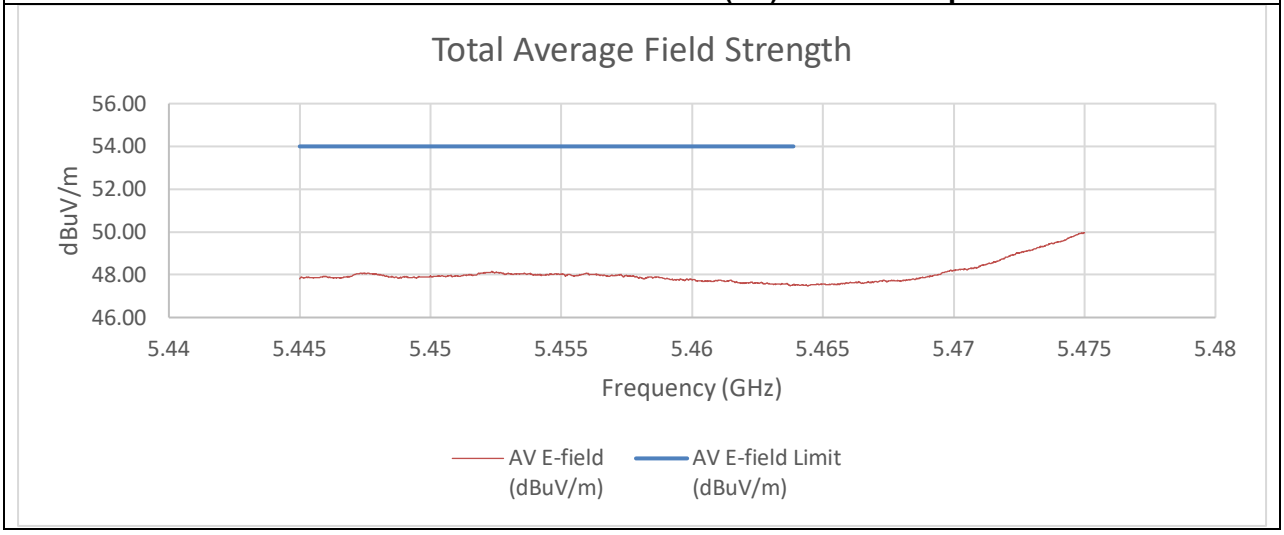

Summed Pk and Av Data at Restricted Band

Frequency (GHz)	PK Reading C1 (dBm)	PK Reading C2 (dBm)	PK EIRP (dBm)	PK E-field (dBuV/m)	PK E-field Limit (dBuV/m)	Margin (dB)
5.46	-46.15	-49.62	-34.23	61.03	74.00	-12.97
5.47	-43.33	-45.81	-31.08	64.18	74.00	-9.82
Frequency (GHz)	**AV Reading C1 (dBm)**	**AV Reading C2 (dBm)**	**AV EIRP (dBm)**	**AV E-field (dBuV/m)**	**AV E-field Limit (dBuV/m)**	**Margin (dB)**
5.46	-59.75	-62.29	-47.52	47.74	54.00	-6.26

An array gain of 10.31 dBi was used in the calculation of the summed data. Fast sweep was performed just to show that no other emissions existed outside of the frequencies observed by the slow sweep measurement.

UL LLC
12 Laboratory Drive, Research Triangle Park, NC 27709; USA TEL:(919)549-1400
This report shall not be reproduced except in full, without the written approval of UL LLC

2TX CHAIN 0 + CHAIN 1 MODE (Mid Gain) Low BE 5610 MHz

SUMMED BANDEDGE DATA (Pk) Fast Method

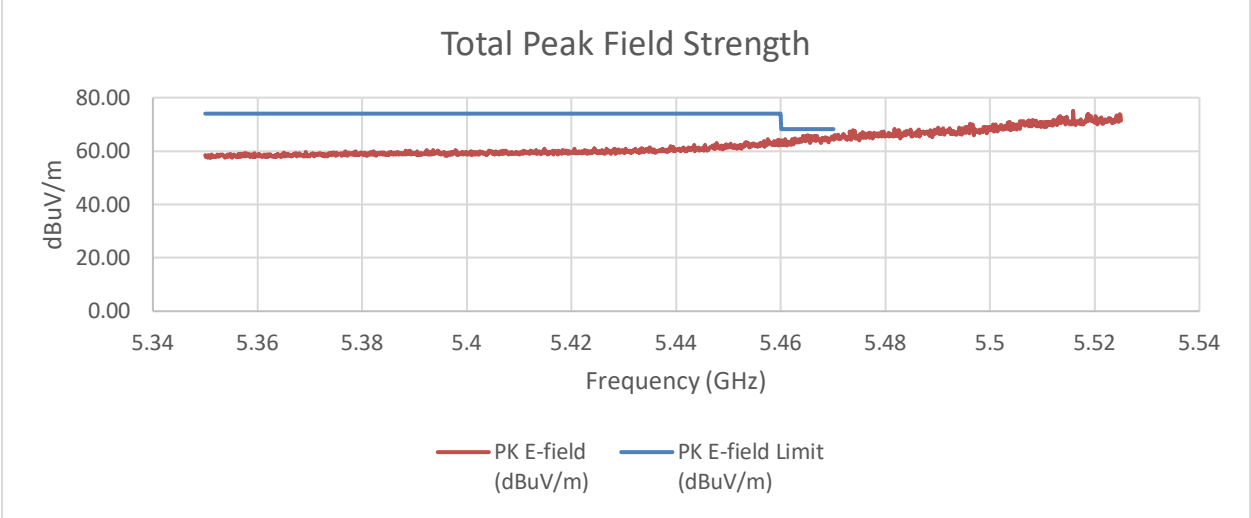

SUMMED BANDEDGE DATA (Av) Fast Method

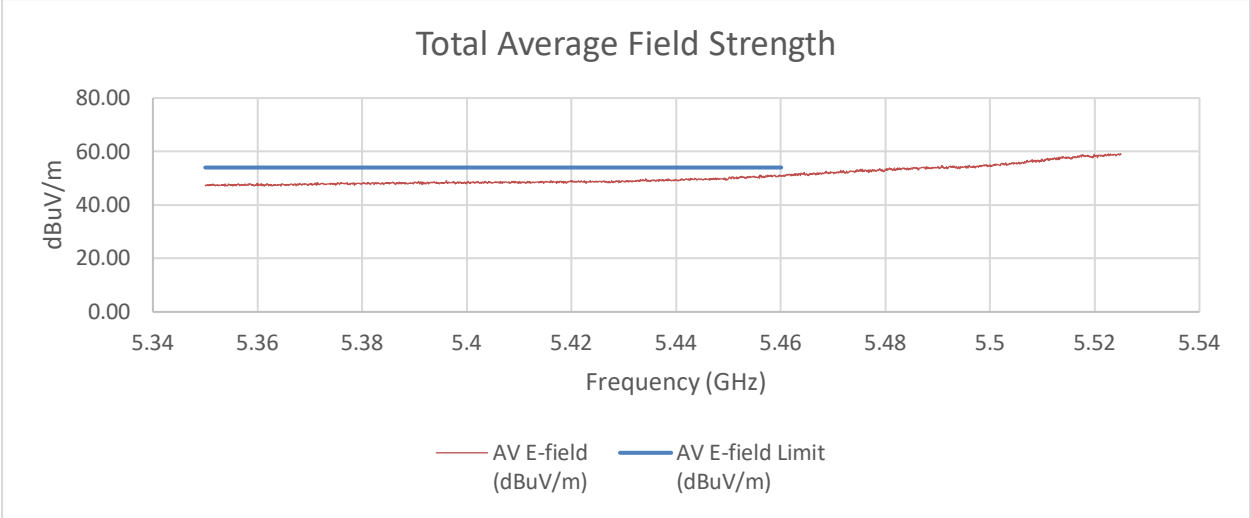

UL LLC
12 Laboratory Drive, Research Triangle Park, NC 27709; USA TEL:(919)549-1400
This report shall not be reproduced except in full, without the written approval of UL LLC

SUMMED BANDEDGE DATA (Pk) Slow Sweep

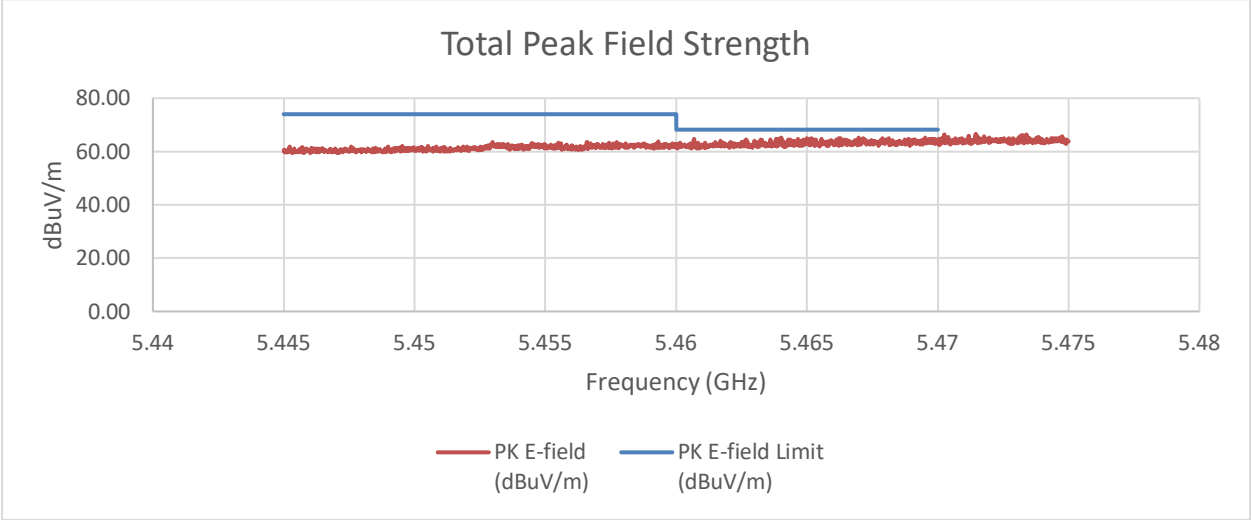

SUMMED BANDEDGE DATA (Av) Slow Sweep

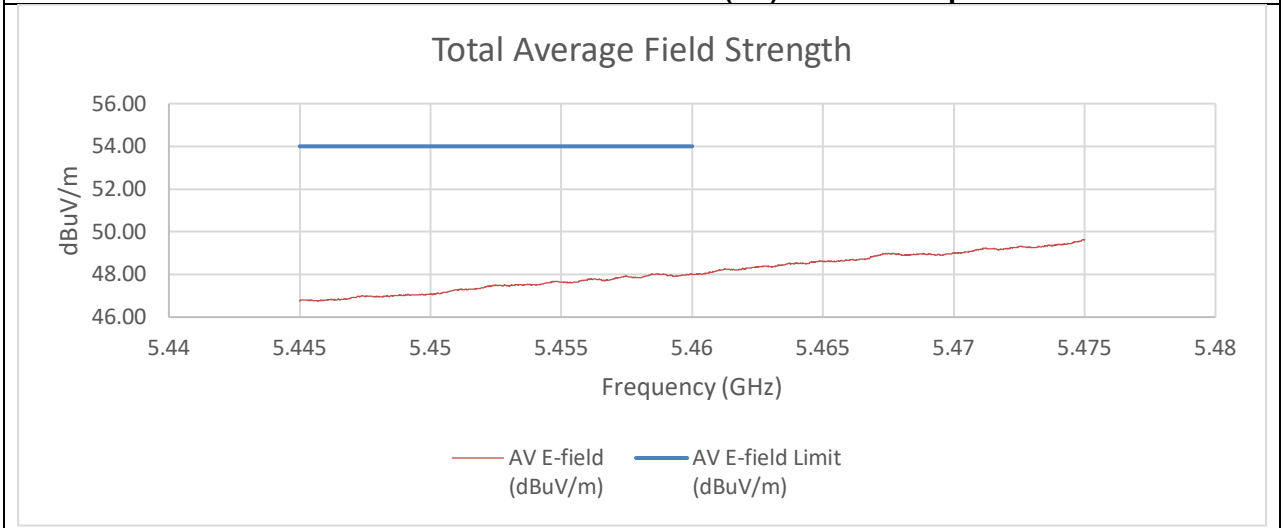

Summed Pk and Av Data at Restricted Band

Frequency (GHz)	PK Reading C1 (dBm)	PK Reading C2 (dBm)	PK EIRP (dBm)	PK E-field (dBuV/m)	PK E-field Limit (dBuV/m)	Margin (dB)
5.46	-46.05	-48.59	-33.82	61.44	74.00	-12.56
5.47	-43.48	-46.87	-31.53	63.73	68.20	-4.47
Frequency (GHz)	**AV Reading C1 (dBm)**	**AV Reading C2 (dBm)**	**AV EIRP (dBm)**	**AV E-field (dBuV/m)**	**AV E-field Limit (dBuV/m)**	**Margin (dB)**
5.46	-59.46	-62.08	-47.26	48.00	54.00	-6.00

An array gain of 10.31 dBi was used in the calculation of the summed data. Fast sweep was performed just to show that no other emissions existed outside of the frequencies observed by the slow sweep measurement.

UL LLC
12 Laboratory Drive, Research Triangle Park, NC 27709; USA TEL:(919)549-1400
This report shall not be reproduced except in full, without the written approval of UL LLC

2TX CHAIN 0 + CHAIN 1 MODE (Mid Gain) High BE 5610 MHz

SUMMED BANDEDGE DATA (Pk)

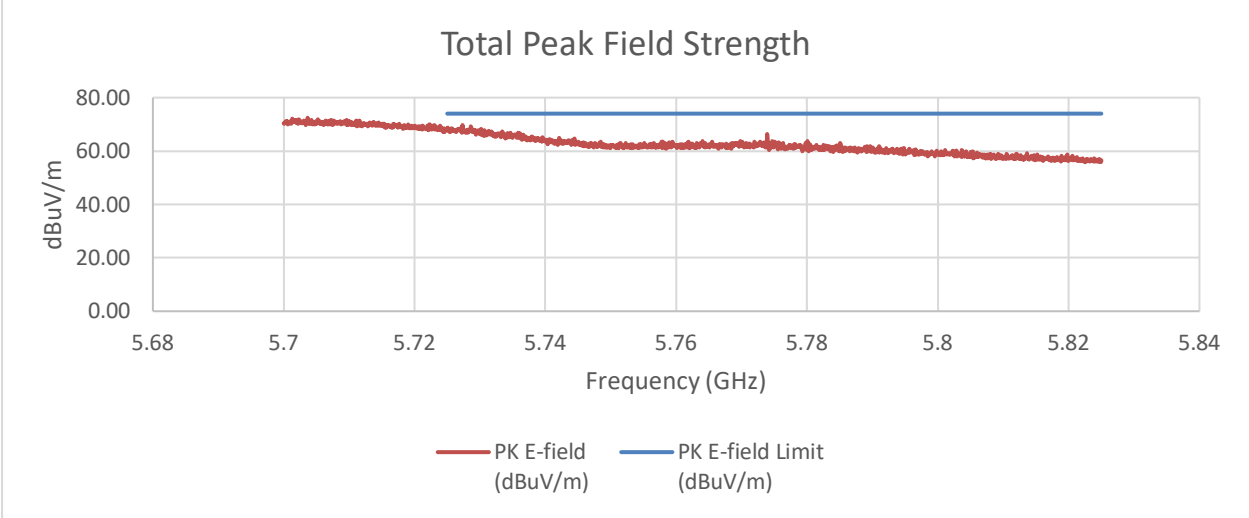

Summed Pk Data at Restricted Band

Frequency (GHz)	PK Reading C1 (dBm)	PK Reading C2 (dBm)	PK EIRP (dBm)	PK E-field (dBuV/m)	PK E-field Limit (dBuV/m)	Margin (dB)
5.725	-39.67	-41.66	-27.23	68.03	74.00	-5.97

An array gain of 10.31 dBi was used in the calculation of the summed data.

UL LLC
12 Laboratory Drive, Research Triangle Park, NC 27709; USA TEL:(919)549-1400
This report shall not be reproduced except in full, without the written approval of UL LLC

2TX CHAIN 0 + CHAIN 1 MODE (High Gain) Low BE 5530 MHz

PK MEASUREMENT

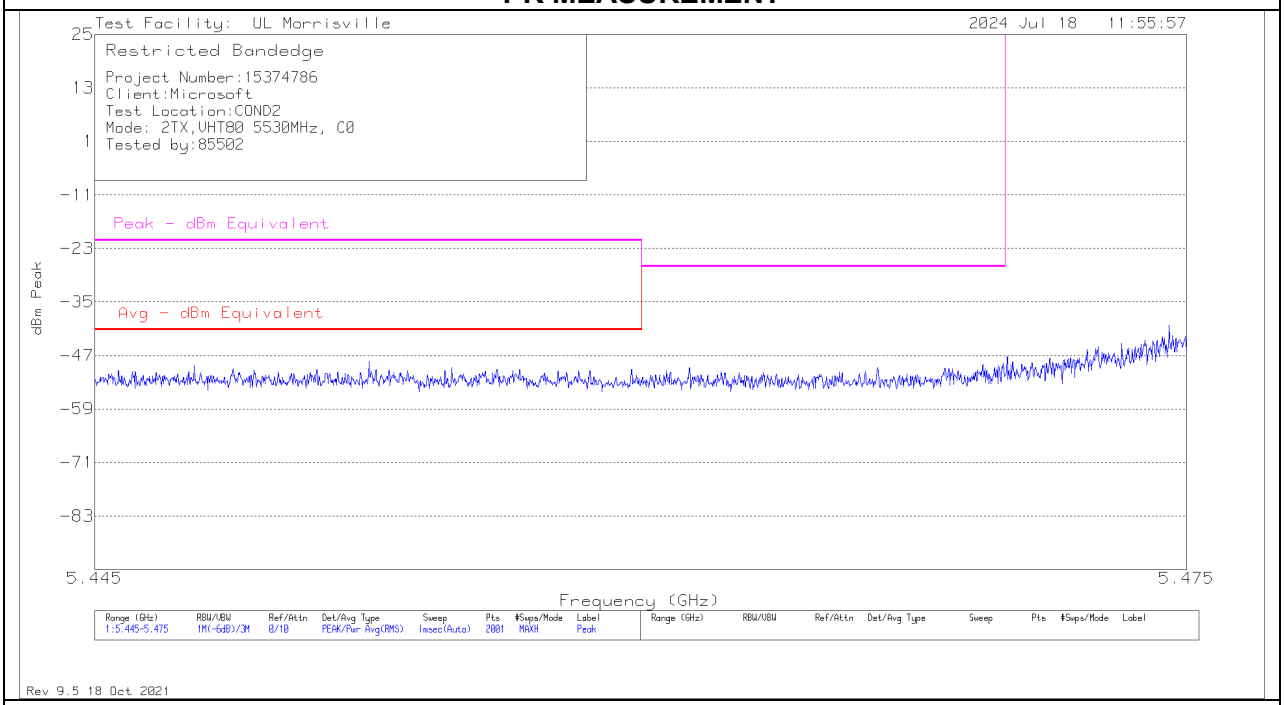

AVERAGE MEASUREMENT

UL LLC
12 Laboratory Drive, Research Triangle Park, NC 27709; USA TEL:(919)549-1400
This report shall not be reproduced except in full, without the written approval of UL LLC

SUMMED BANDEDGE DATA (Pk) Fast Method

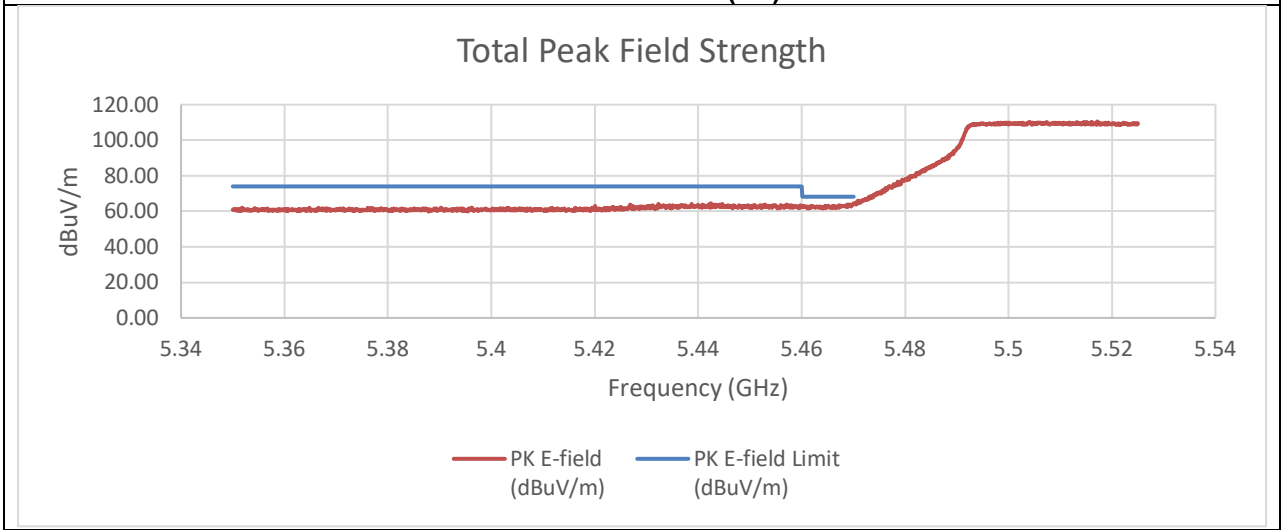

SUMMED BANDEDGE DATA (Av) Fast Method

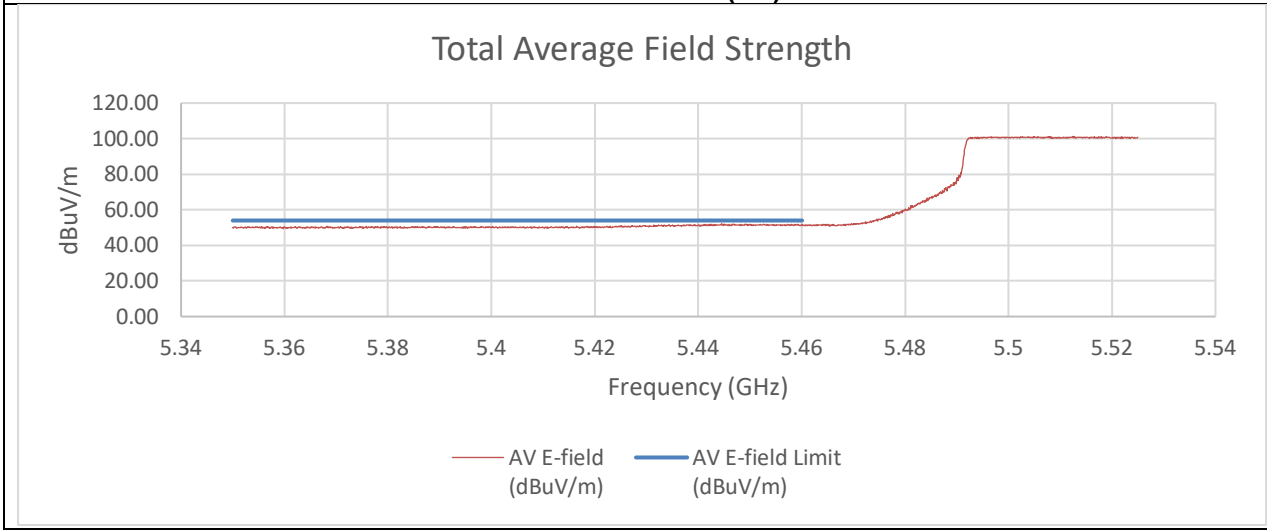

UL LLC
12 Laboratory Drive, Research Triangle Park, NC 27709; USA TEL:(919)549-1400

This report shall not be reproduced except in full, without the written approval of UL LLC

SUMMED BANDEDGE DATA (Pk) Slow Sweep

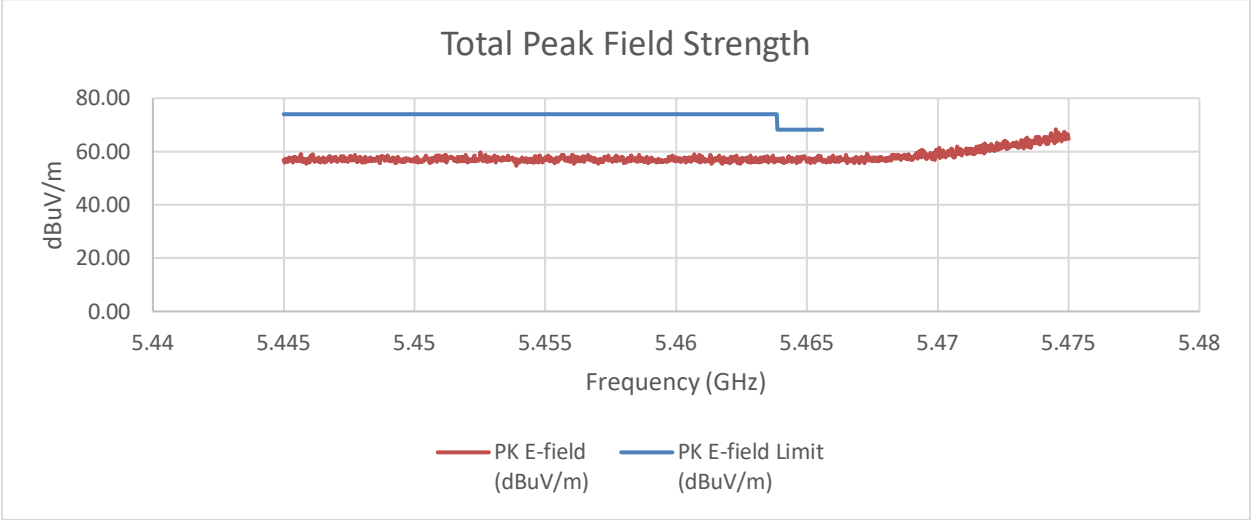

SUMMED BANDEDGE DATA (Av) Slow Sweep

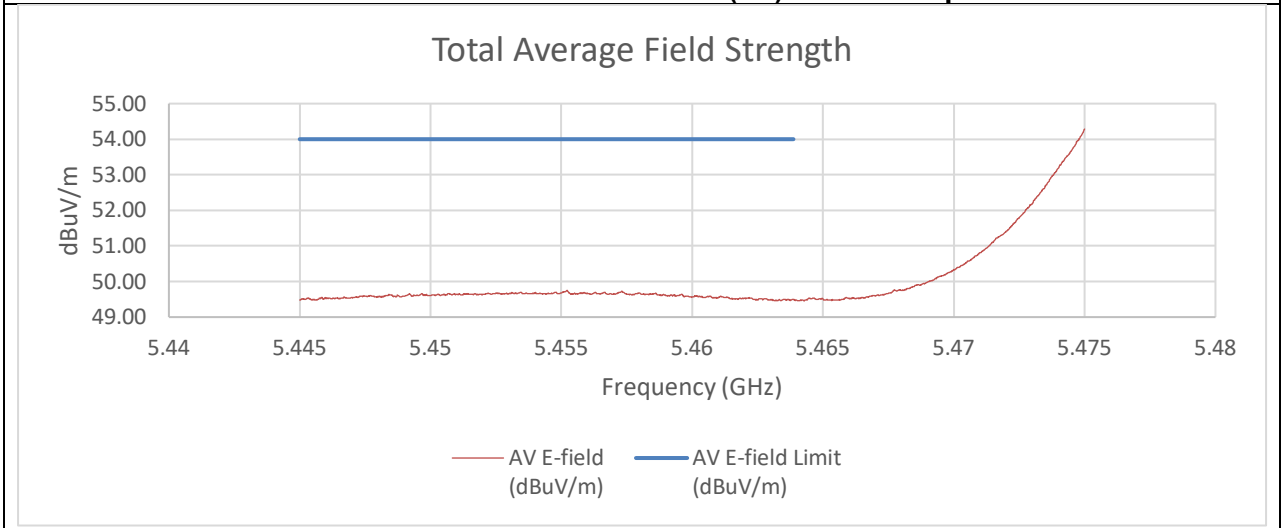

Summed Pk and Av Data at Restricted Band

Frequency (GHz)	PK Reading C1 (dBm)	PK Reading C2 (dBm)	PK EIRP (dBm)	PK E-field (dBuV/m)	PK E-field Limit (dBuV/m)	Margin (dB)
5.46	-53.11	-53.97	-38.84	56.42	74.00	-17.58
5.47	-51.78	-50.16	-36.21	59.04	68.2	-9.16
Frequency (GHz)	**AV Reading C1 (dBm)**	**AV Reading C2 (dBm)**	**AV EIRP (dBm)**	**AV E-field (dBuV/m)**	**AV E-field Limit (dBuV/m)**	**Margin (dB)**
5.46	-60.07	-60.70	-45.69	49.56	54.00	-4.44

An array gain of 11.67 dBi was used in the calculation of the summed data. Fast sweep was performed just to show that no other emissions existed outside of the frequencies observed by the slow sweep measurement.

UL LLC
12 Laboratory Drive, Research Triangle Park, NC 27709; USA TEL:(919)549-1400
This report shall not be reproduced except in full, without the written approval of UL LLC

2TX CHAIN 0 + CHAIN 1 MODE (High Gain) Low BE 5610 MHz

PK MEASUREMENT

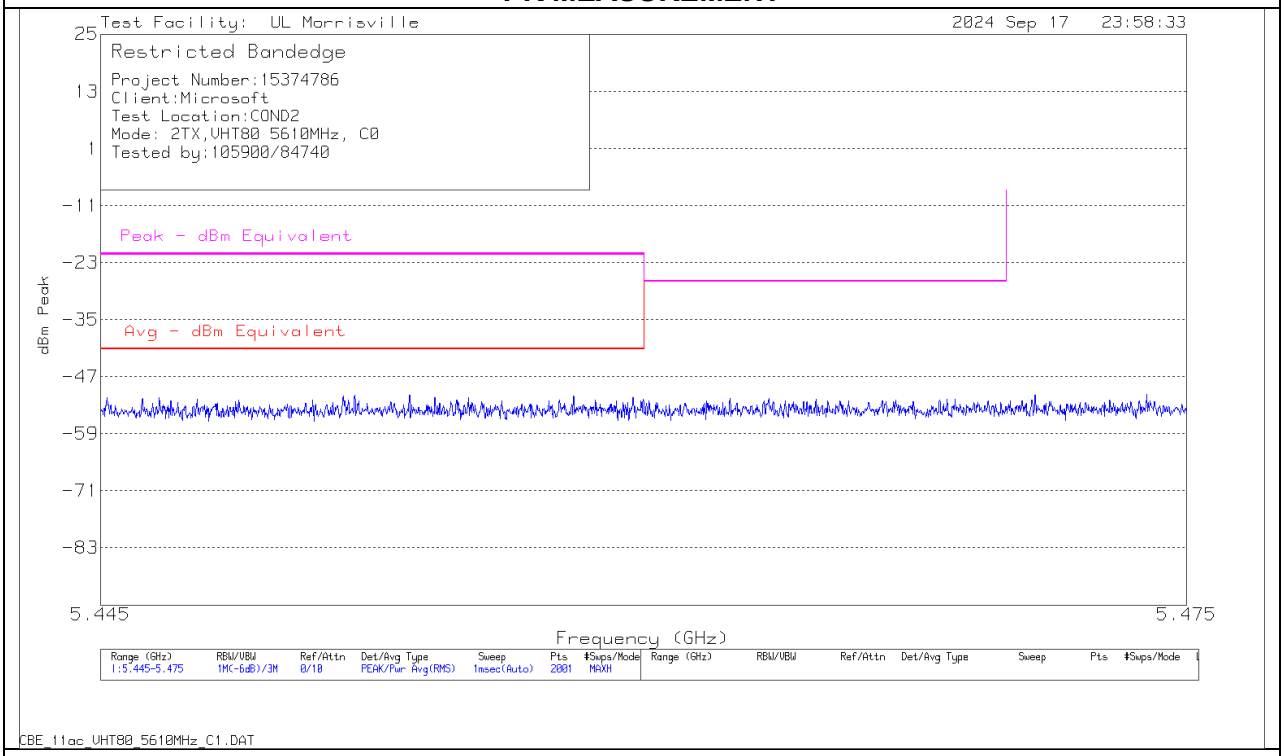

AVERAGE MEASUREMENT

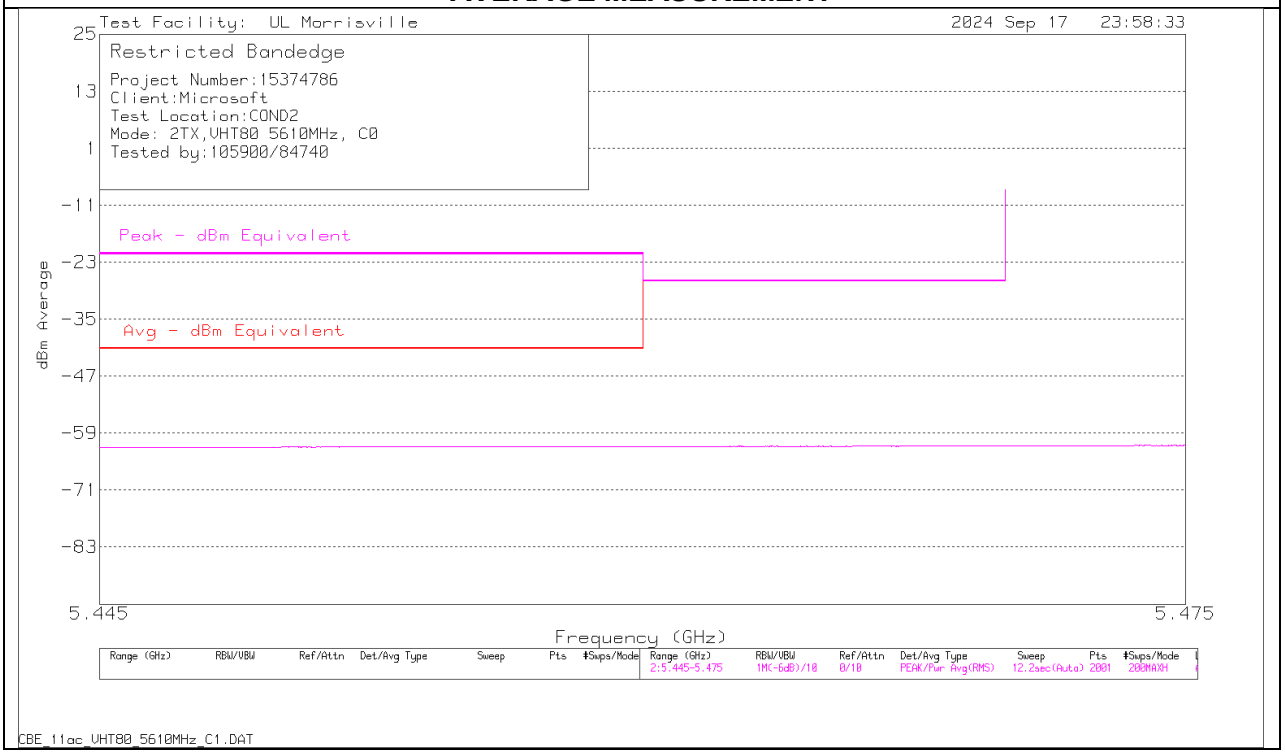

UL LLC
12 Laboratory Drive, Research Triangle Park, NC 27709; USA TEL:(919)549-1400
This report shall not be reproduced except in full, without the written approval of UL LLC

SUMMED BANDEDGE DATA (Pk) Fast Method

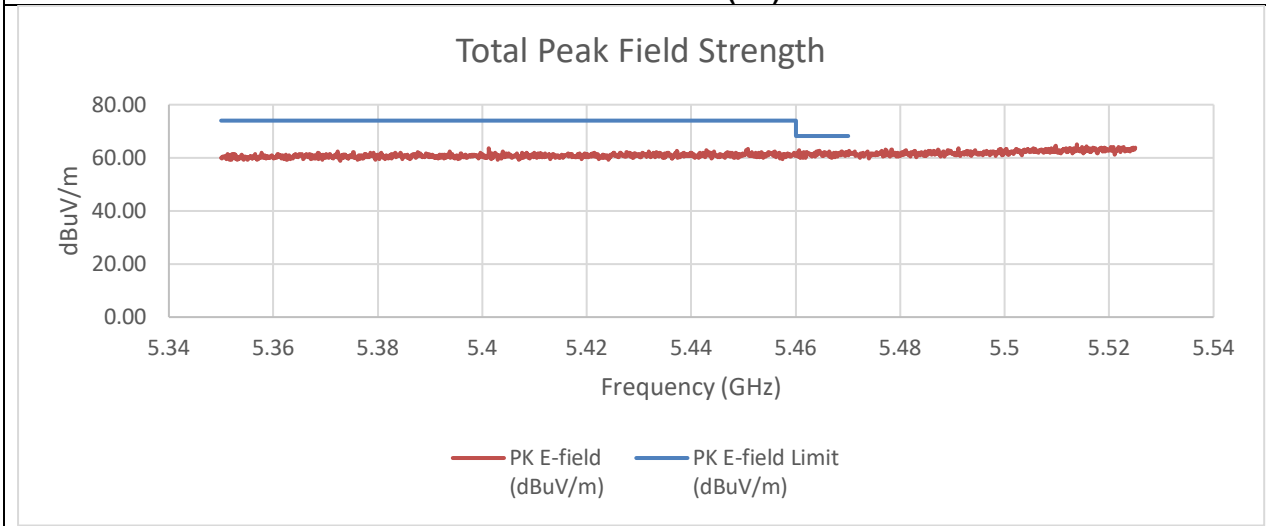

SUMMED BANDEDGE DATA (Av) Fast Method

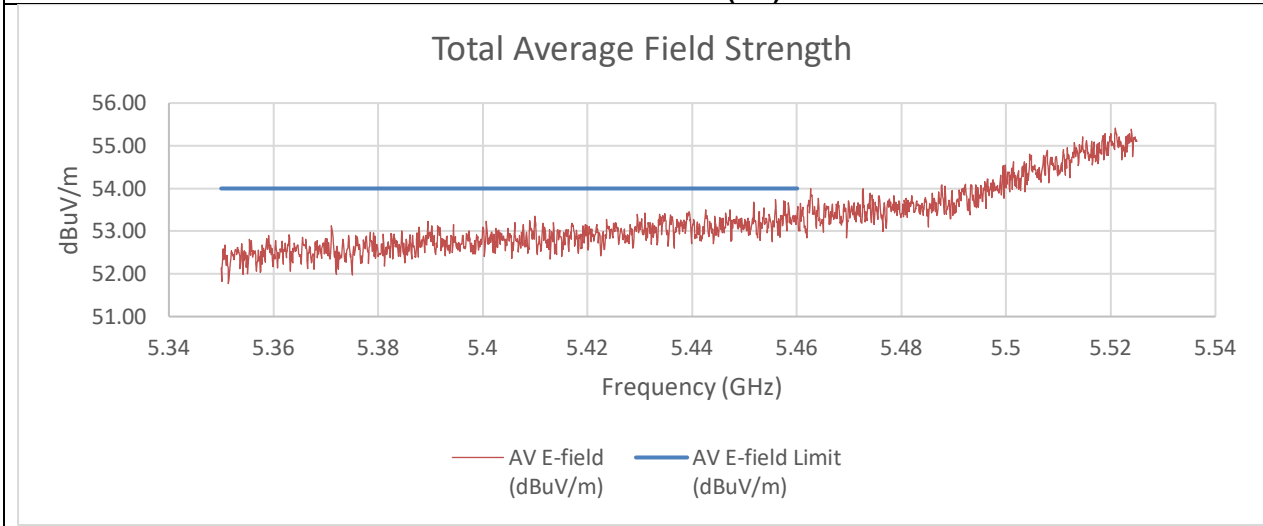

UL LLC
12 Laboratory Drive, Research Triangle Park, NC 27709; USA TEL:(919)549-1400

This report shall not be reproduced except in full, without the written approval of UL LLC

SUMMED BANDEDGE DATA (Pk) Slow Sweep

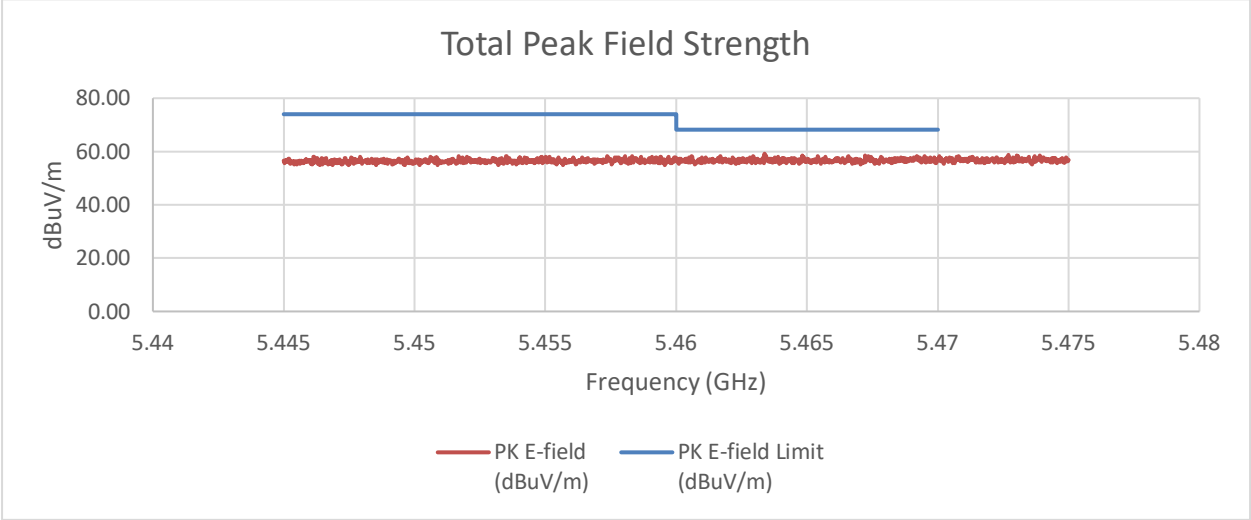

SUMMED BANDEDGE DATA (Av) Slow Sweep

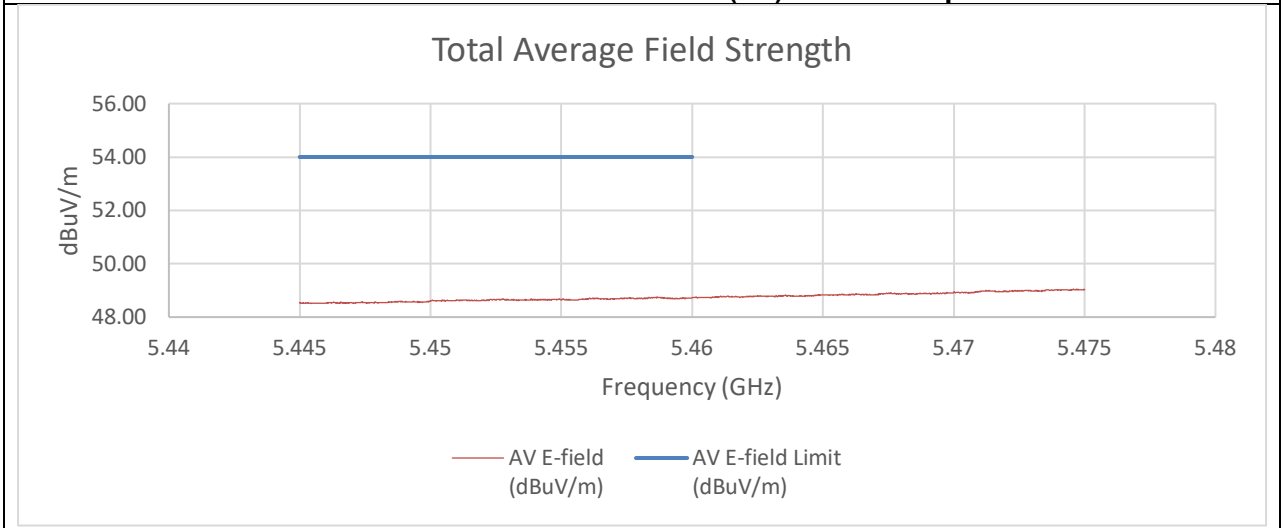

Summed Pk and Av Data at Restricted Band

Frequency (GHz)	PK Reading C1 (dBm)	PK Reading C2 (dBm)	PK EIRP (dBm)	PK E-field (dBuV/m)	PK E-field Limit (dBuV/m)	Margin (dB)
5.46	-54.90	-52.00	-38.53	56.73	74.00	-17.27
5.47	-53.22	-52.90	-38.38	56.88	68.20	-11.32
Frequency (GHz)	**AV Reading C1 (dBm)**	**AV Reading C2 (dBm)**	**AV EIRP (dBm)**	**AV E-field (dBuV/m)**	**AV E-field Limit (dBuV/m)**	**Margin (dB)**
5.46	-61.82	-60.67	-46.53	48.73	54.00	-5.27

An array gain of 11.67 dBi was used in the calculation of the summed data. Fast sweep was performed just to show that no other emissions existed outside of the frequencies observed by the slow sweep measurement.

UL LLC
12 Laboratory Drive, Research Triangle Park, NC 27709; USA TEL:(919)549-1400
This report shall not be reproduced except in full, without the written approval of UL LLC

2TX CHAIN 0 + CHAIN 1 MODE (High Gain) High BE 5610 MHz

PK MEASUREMENT

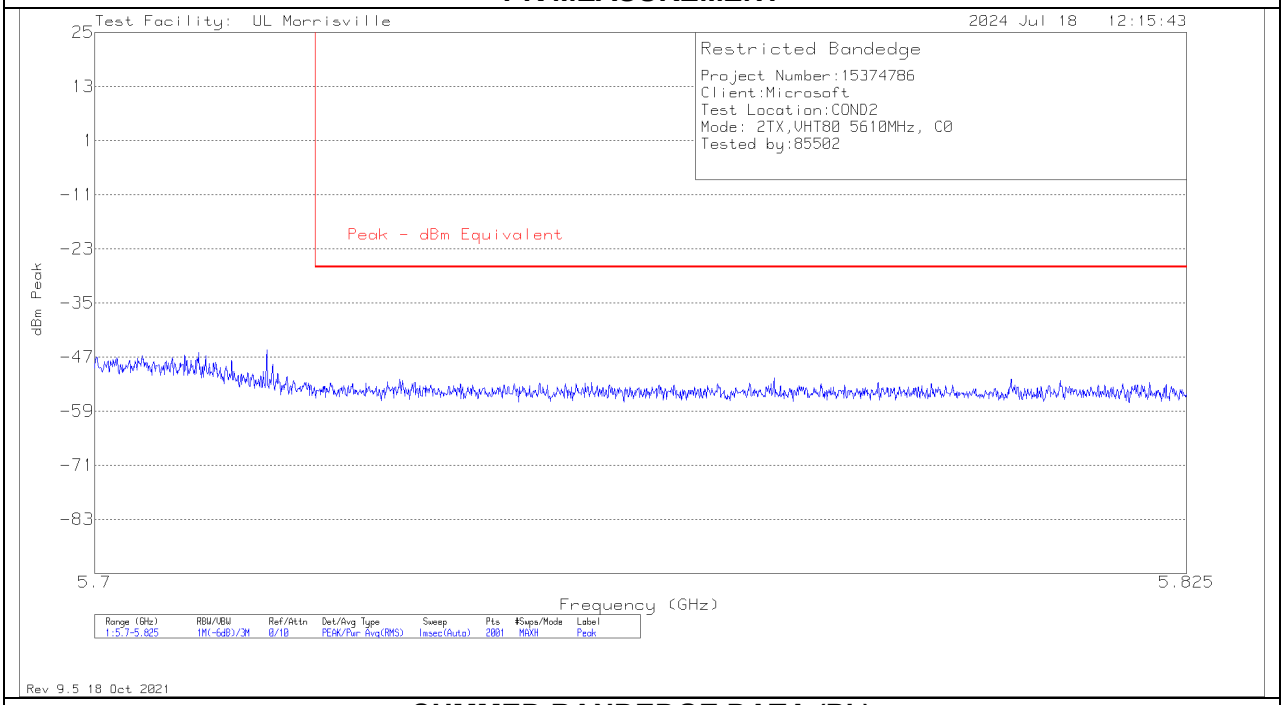

SUMMED BANDEDGE DATA (Pk)

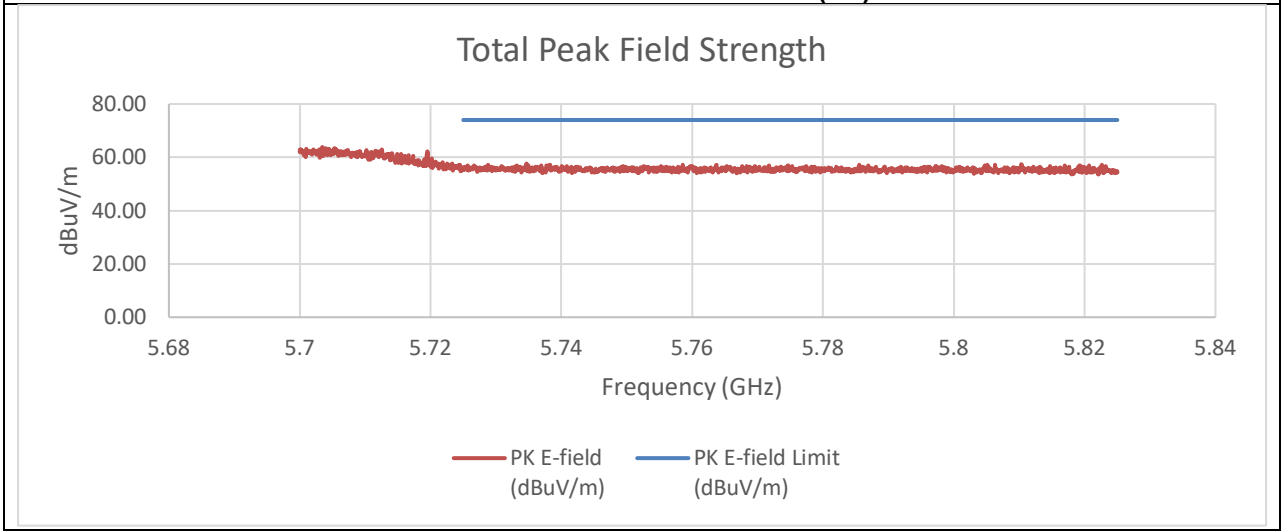

Summed Pk Data at Restricted Band

Frequency (GHz)	PK Reading C1 (dBm)	PK Reading C2 (dBm)	PK EIRP (dBm)	PK E-field (dBuV/m)	PK E-field Limit (dBuV/m)	Margin (dB)
5.725	-55.12	-53.64	-39.64	55.62	74.00	-18.38

An array gain of 11.67 dBi was used in the calculation of the summed data.

UL LLC
12 Laboratory Drive, Research Triangle Park, NC 27709; USA TEL:(919)549-1400
This report shall not be reproduced except in full, without the written approval of UL LLC

10.1.21. TX ABOVE 1 GHz 802.11n VHT160 MODE IN THE 5.6 GHz BAND

2TX CHAIN 0 + CHAIN 1 MODE (Low Gain) Low BE 5570 MHz

SUMMED BANDEDGE DATA (Pk) Fast Method

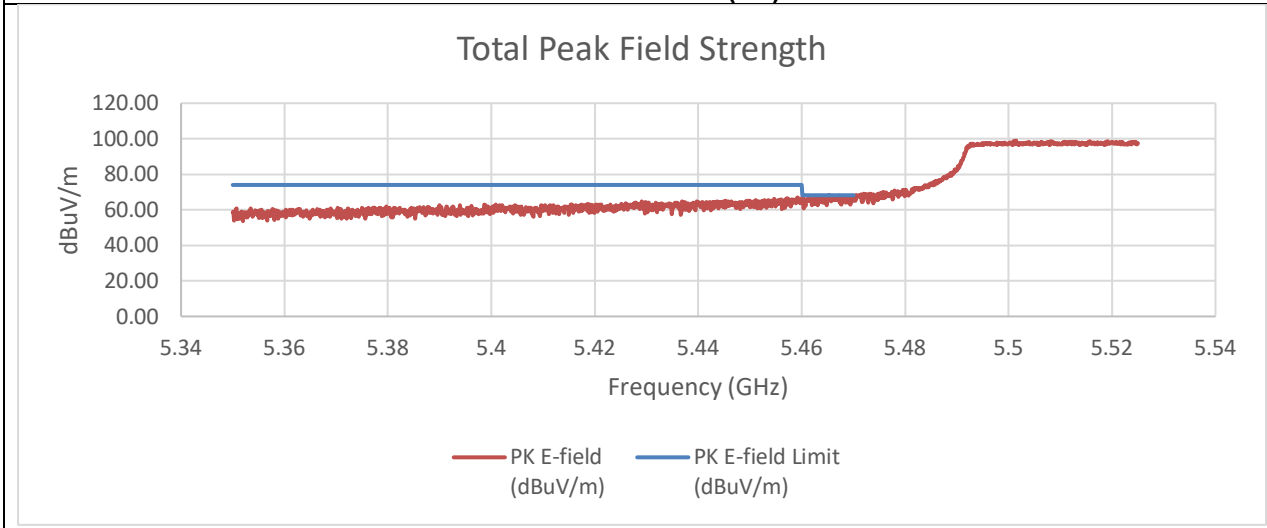

SUMMED BANDEDGE DATA (Av) Fast Method

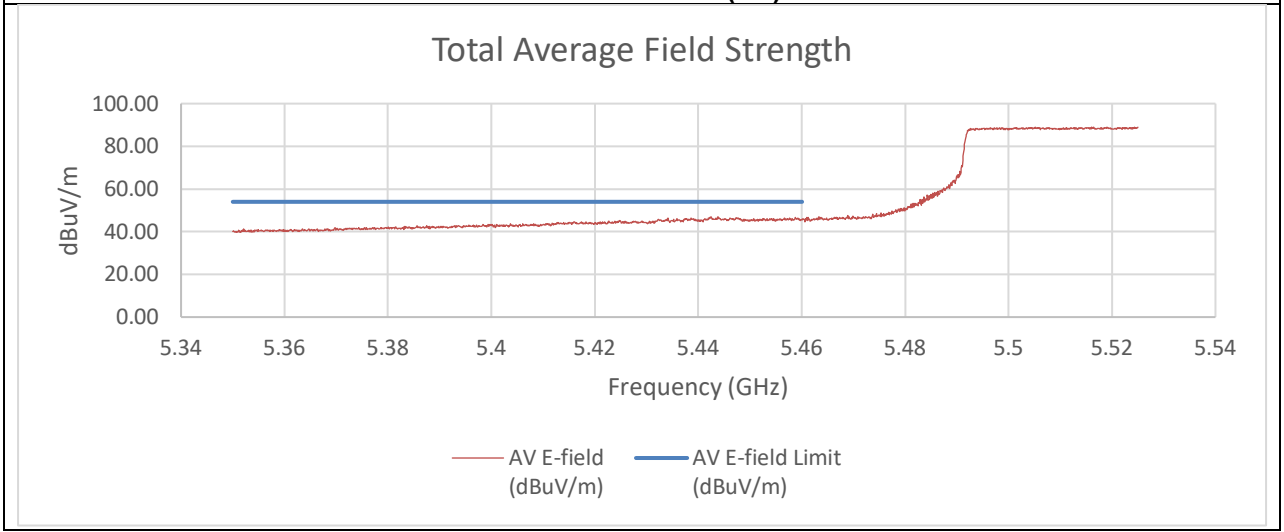

UL LLC
12 Laboratory Drive, Research Triangle Park, NC 27709; USA TEL:(919)549-1400
This report shall not be reproduced except in full, without the written approval of UL LLC

SUMMED BANDEDGE DATA (Pk) Slow Sweep

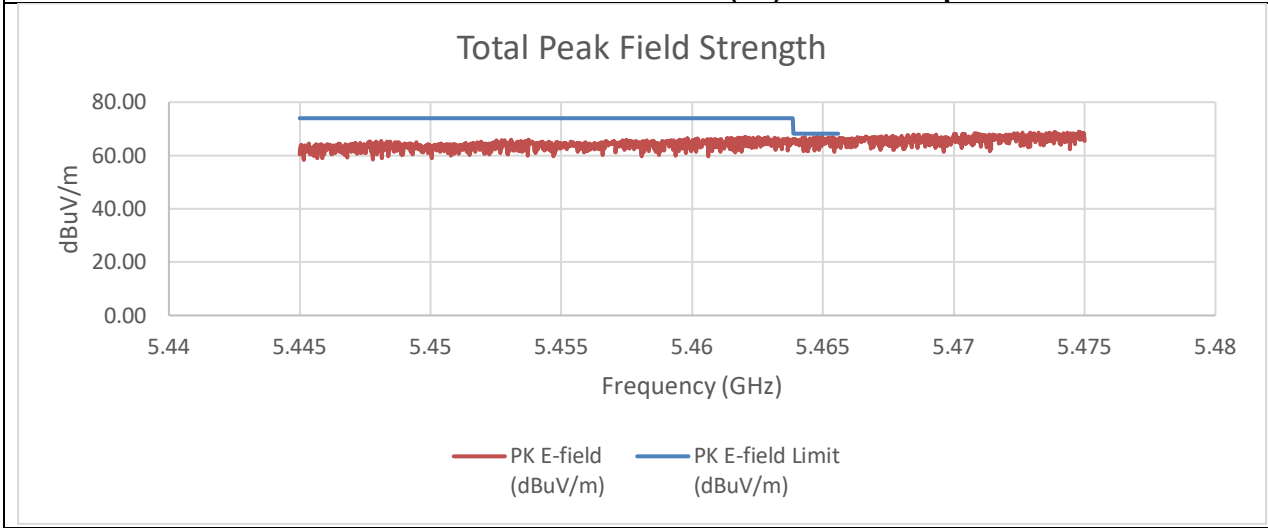

SUMMED BANDEDGE DATA (Av) Slow Sweep

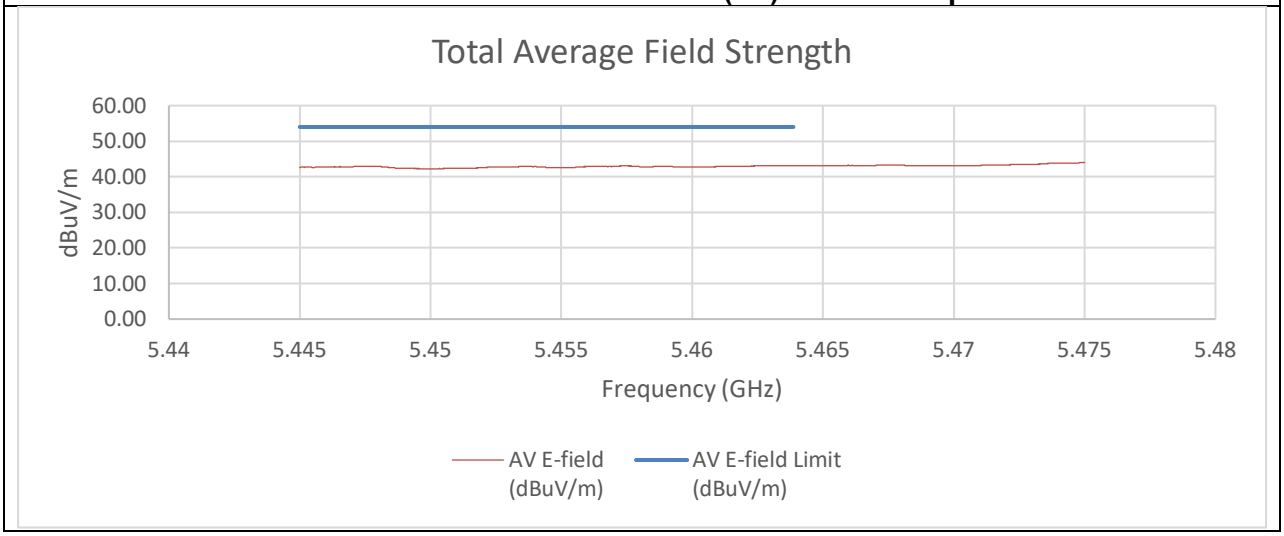

Summed Pk and Av Data at Restricted Band

Frequency (GHz)	PK Reading C1 (dBm)	PK Reading C2 (dBm)	PK EIRP (dBm)	PK E-field (dBuV/m)	PK E-field Limit (dBuV/m)	Margin (dB)
5.46	-55.49	-37.81	-29.53	65.73	74.00	-8.27
5.47	-54.09	-37.76	-29.45	65.81	68.2	-2.39
Frequency (GHz)	**AV Reading C1 (dBm)**	**AV Reading C2 (dBm)**	**AV EIRP (dBm)**	**AV E-field (dBuV/m)**	**AV E-field Limit (dBuV/m)**	**Margin (dB)**
5.46	-71.95	-61.06	-52.51	42.75	54.00	-11.25

An array gain of 8.21 dBi was used in the calculation of the summed data. Fast sweep was performed just to show that no other emissions existed outside of the frequencies observed by the slow sweep measurement.

UL LLC
12 Laboratory Drive, Research Triangle Park, NC 27709; USA TEL:(919)549-1400
This report shall not be reproduced except in full, without the written approval of UL LLC

2TX CHAIN 0 + CHAIN 1 MODE (Low Gain) High BE 5570 MHz

SUMMED BANDEDGE DATA (Pk)

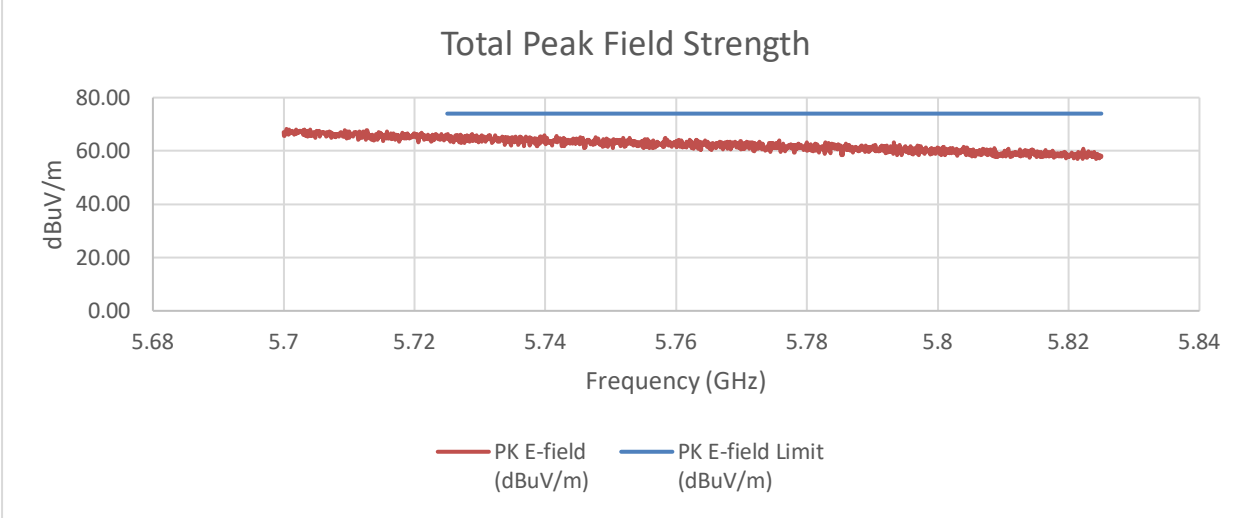

Summed Pk Data at Restricted Band

Frequency (GHz)	PK Reading C1 (dBm)	PK Reading C2 (dBm)	PK EIRP (dBm)	PK E-field (dBuV/m)	PK E-field Limit (dBuV/m)	Margin (dB)
5.725	-41.92	-41.60	-30.54	64.72	74.00	-9.28

An array gain of 8.21 dBi was used in the calculation of the summed data.

UL LLC
12 Laboratory Drive, Research Triangle Park, NC 27709; USA TEL:(919)549-1400
This report shall not be reproduced except in full, without the written approval of UL LLC

2TX CHAIN 0 + CHAIN 1 MODE (Mid Gain) Low BE 5570 MHz

SUMMED BANDEDGE DATA (Pk) Fast Method

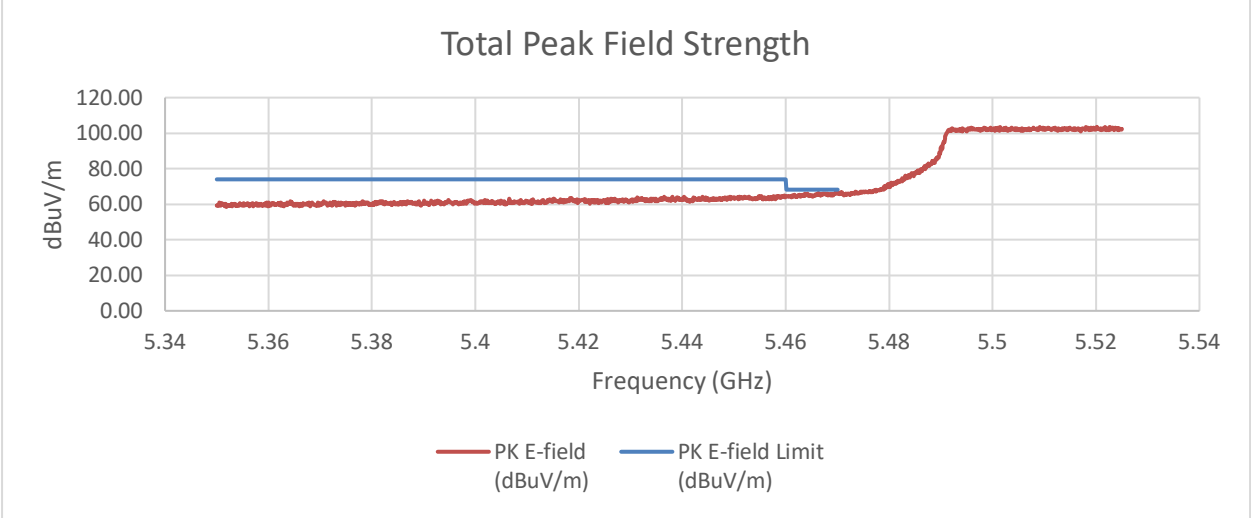

SUMMED BANDEDGE DATA (Av) Fast Method

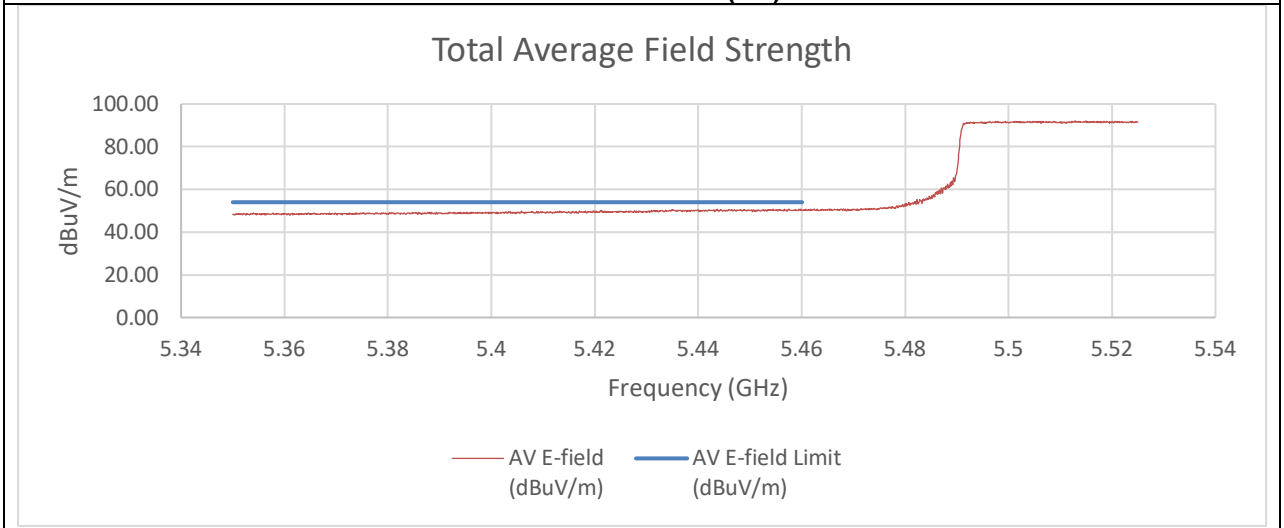

UL LLC
12 Laboratory Drive, Research Triangle Park, NC 27709; USA TEL:(919)549-1400
This report shall not be reproduced except in full, without the written approval of UL LLC

SUMMED BANDEDGE DATA (Pk) Slow Sweep

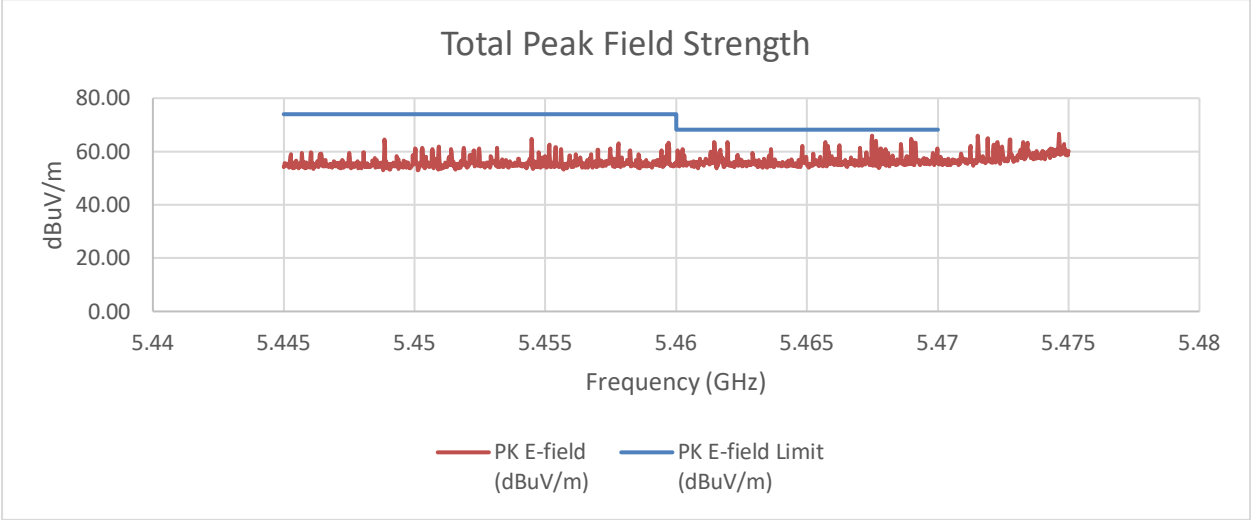

SUMMED BANDEDGE DATA (Av) Slow Sweep

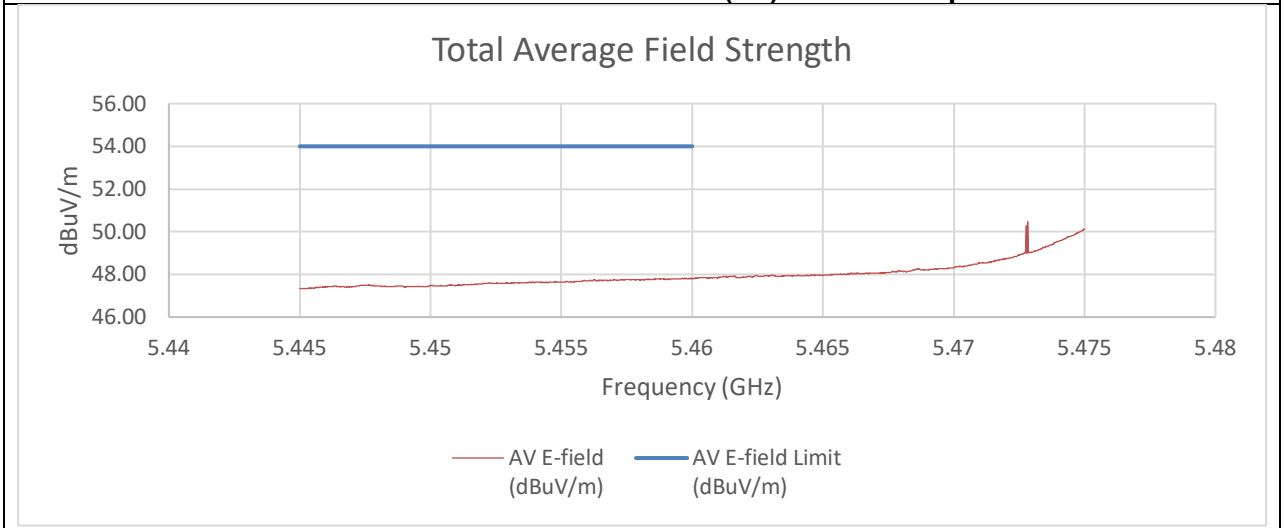

Summed Pk and Av Data at Restricted Band

Frequency (GHz)	PK Reading C1 (dBm)	PK Reading C2 (dBm)	PK EIRP (dBm)	PK E-field (dBuV/m)	PK E-field Limit (dBuV/m)	Margin (dB)
5.46	-50.51	-56.92	-39.31	55.95	74.00	-18.05
5.47	-44.74	-56.23	-34.13	61.13	68.20	-7.07
Frequency (GHz)	**AV Reading C1 (dBm)**	**AV Reading C2 (dBm)**	**AV EIRP (dBm)**	**AV E-field (dBuV/m)**	**AV E-field Limit (dBuV/m)**	**Margin (dB)**
5.46	-59.16	-63.32	-47.44	47.82	54.00	-6.18

An array gain of 10.31 dBi was used in the calculation of the summed data. Fast sweep was performed just to show that no other emissions existed outside of the frequencies observed by the slow sweep measurement.

UL LLC
12 Laboratory Drive, Research Triangle Park, NC 27709; USA TEL:(919)549-1400
This report shall not be reproduced except in full, without the written approval of UL LLC

2TX CHAIN 0 + CHAIN 1 MODE (Mid Gain) High BE 5570 MHz

SUMMED BANDEDGE DATA (Pk)

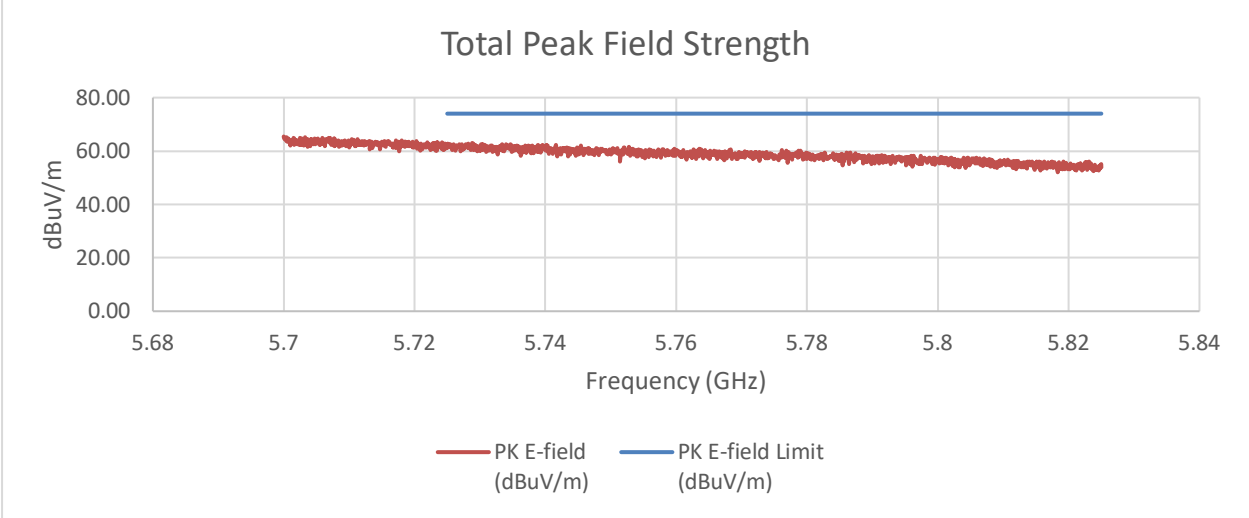

Summed Pk Data at Restricted Band

Frequency (GHz)	PK Reading C1 (dBm)	PK Reading C2 (dBm)	PK EIRP (dBm)	PK E-field (dBuV/m)	PK E-field Limit (dBuV/m)	Margin (dB)
5.725	-48.97	-46.23	-34.07	61.19	74.00	-12.81

An array gain of 10.31 dBi was used in the calculation of the summed data.

UL LLC
12 Laboratory Drive, Research Triangle Park, NC 27709; USA TEL:(919)549-1400
This report shall not be reproduced except in full, without the written approval of UL LLC

2TX CHAIN 0 + CHAIN 1 MODE (High Gain) Low BE 5570 MHz

PK MEASUREMENT

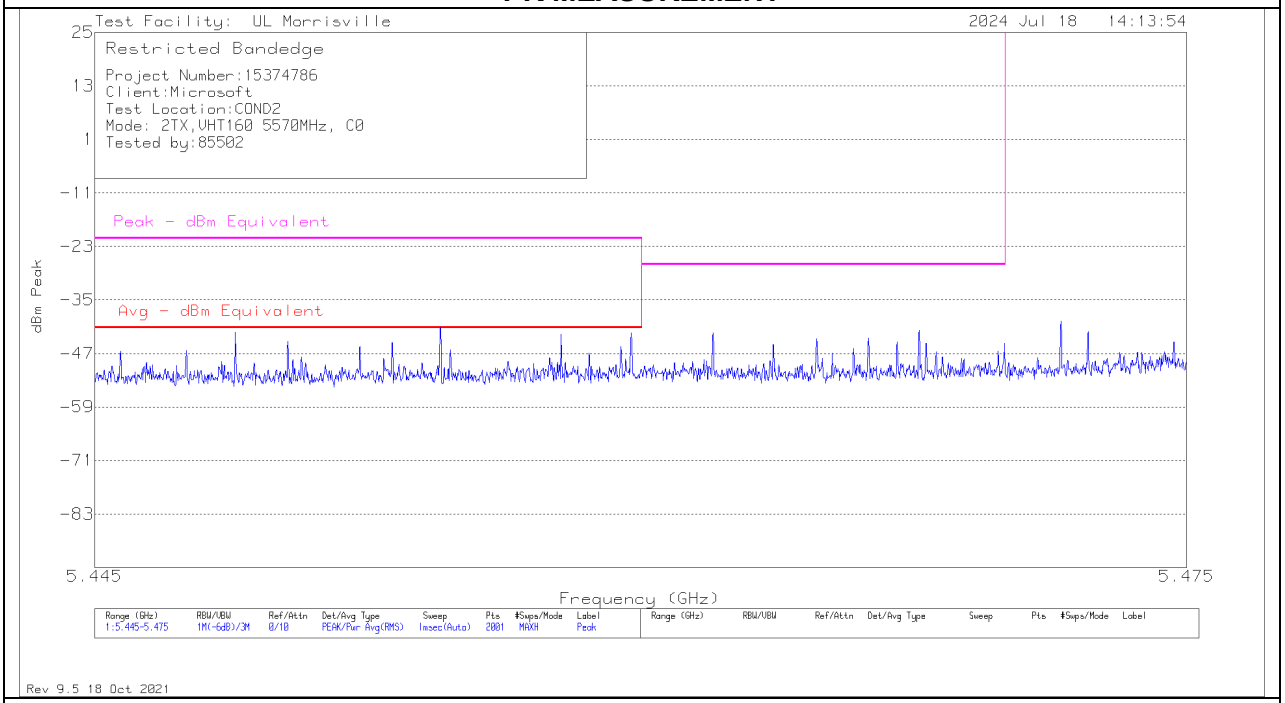

AVERAGE MEASUREMENT

UL LLC
12 Laboratory Drive, Research Triangle Park, NC 27709; USA TEL:(919)549-1400
This report shall not be reproduced except in full, without the written approval of UL LLC

SUMMED BANDEDGE DATA (Pk) Fast Method

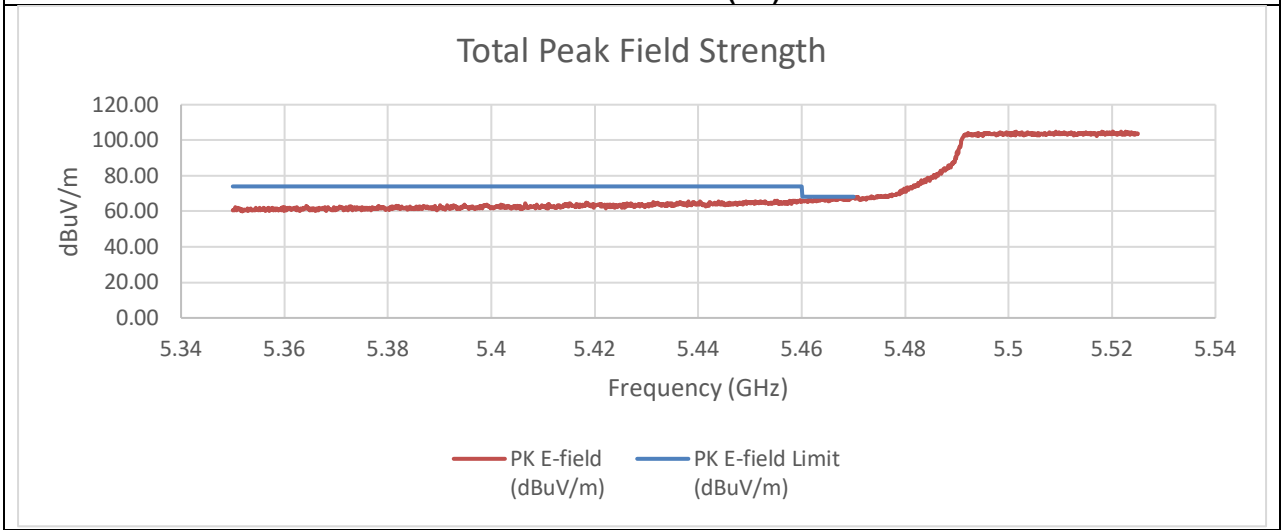

SUMMED BANDEDGE DATA (Av) Fast Method

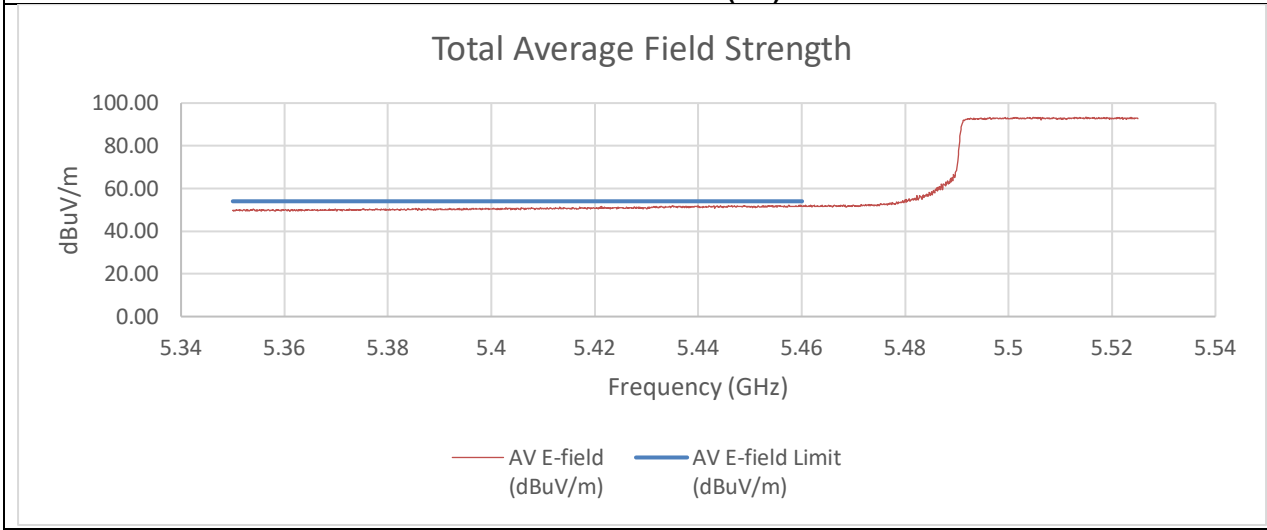

UL LLC
12 Laboratory Drive, Research Triangle Park, NC 27709; USA TEL:(919)549-1400

This report shall not be reproduced except in full, without the written approval of UL LLC

SUMMED BANDEDGE DATA (Pk) Slow Sweep

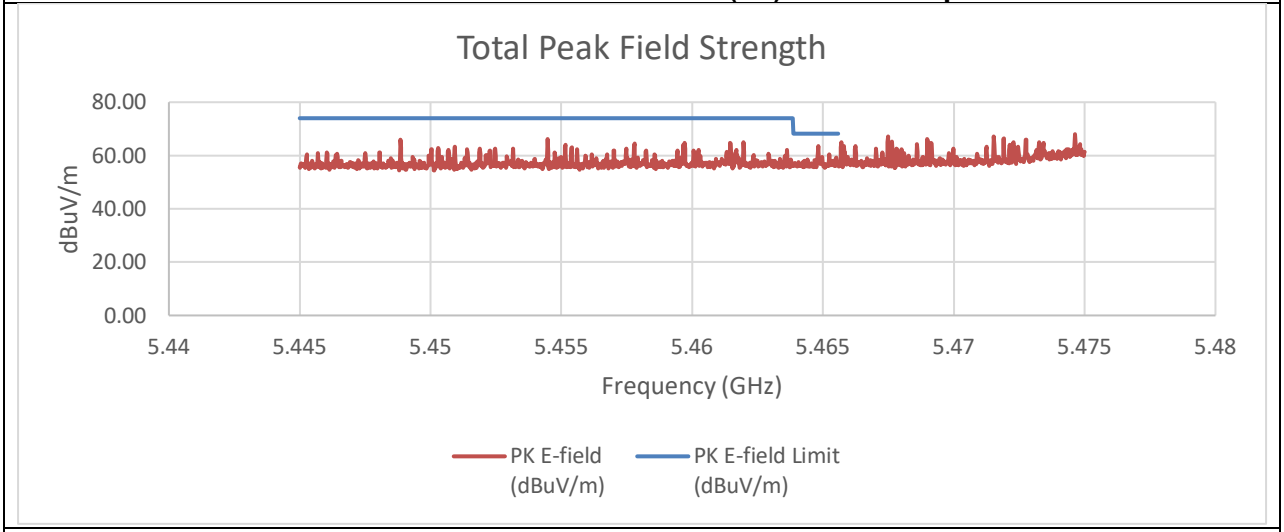

SUMMED BANDEDGE DATA (Av) Slow Sweep

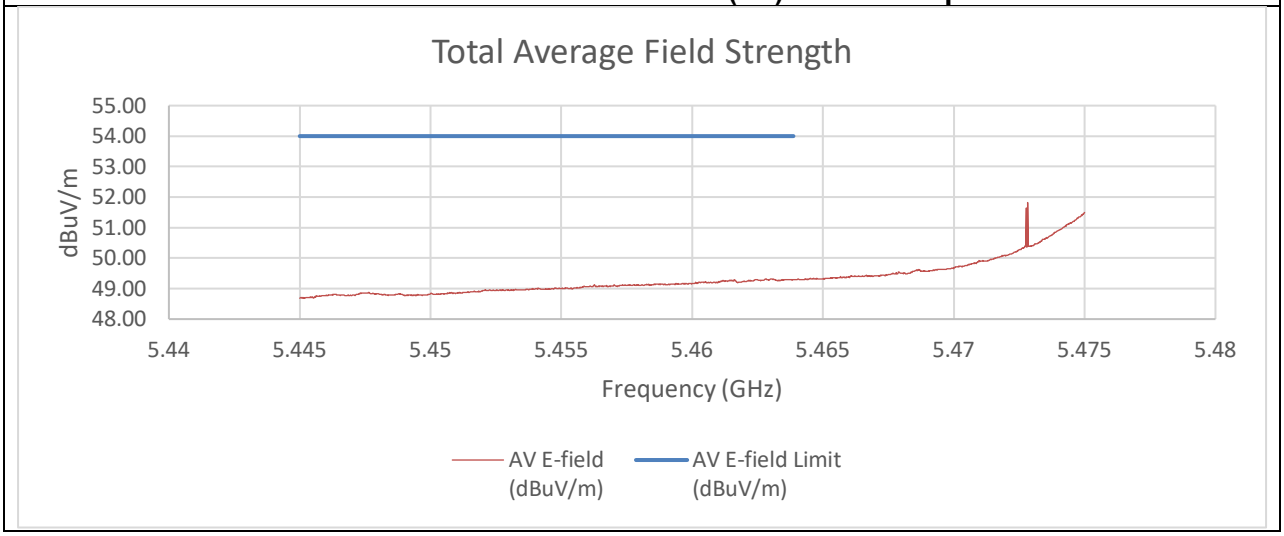

Summed Pk and Av Data at Restricted Band

Frequency (GHz)	PK Reading C1 (dBm)	PK Reading C2 (dBm)	PK EIRP (dBm)	PK E-field (dBuV/m)	PK E-field Limit (dBuV/m)	Margin (dB)
5.46	-50.51	-56.92	-37.95	57.31	74.00	-16.69
5.47	-44.74	-56.23	-32.77	62.49	68.2	-5.71
Frequency (GHz)	**AV Reading C1 (dBm)**	**AV Reading C2 (dBm)**	**AV EIRP (dBm)**	**AV E-field (dBuV/m)**	**AV E-field Limit (dBuV/m)**	**Margin (dB)**
5.46	-59.16	-63.32	-46.08	49.18	54.00	-4.82

An array gain of 11.67 dBi was used in the calculation of the summed data. Fast sweep was performed just to show that no other emissions existed outside of the frequencies observed by the slow sweep measurement.

UL LLC
12 Laboratory Drive, Research Triangle Park, NC 27709; USA TEL:(919)549-1400
This report shall not be reproduced except in full, without the written approval of UL LLC

2TX CHAIN 0 + CHAIN 1 MODE (High Gain) High BE 5570 MHz

PK MEASUREMENT

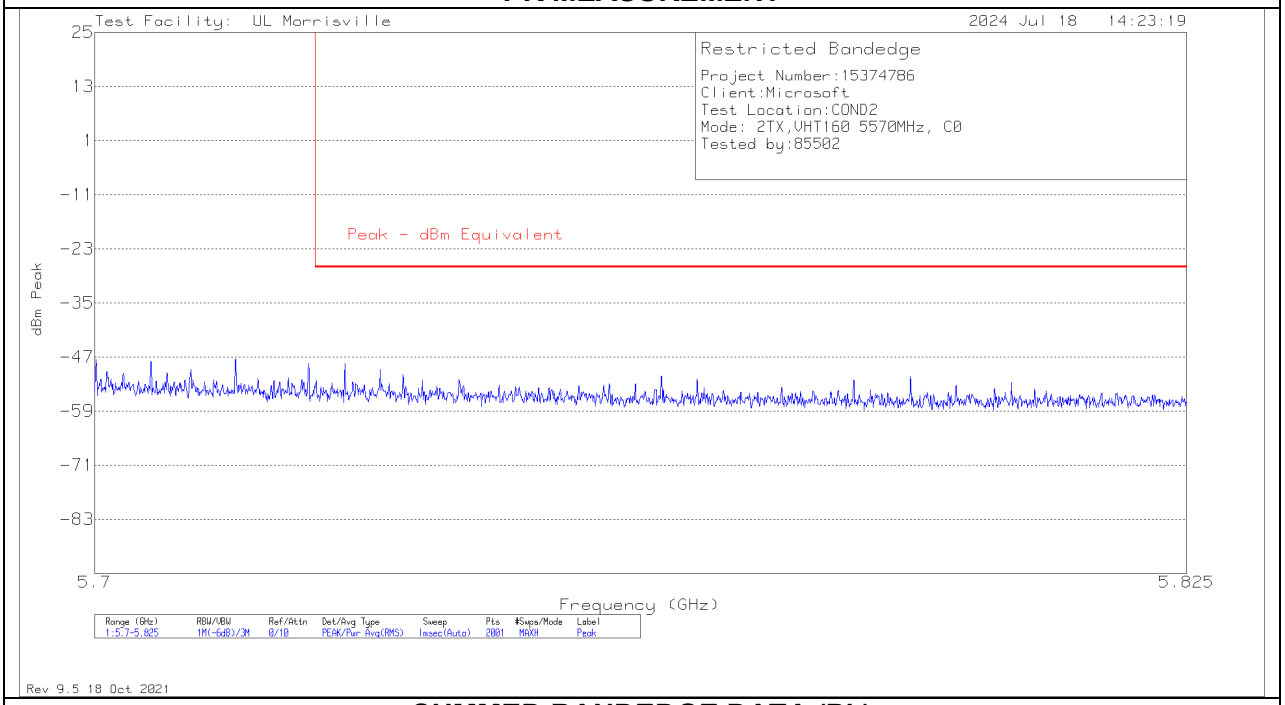

SUMMED BANDEDGE DATA (Pk)

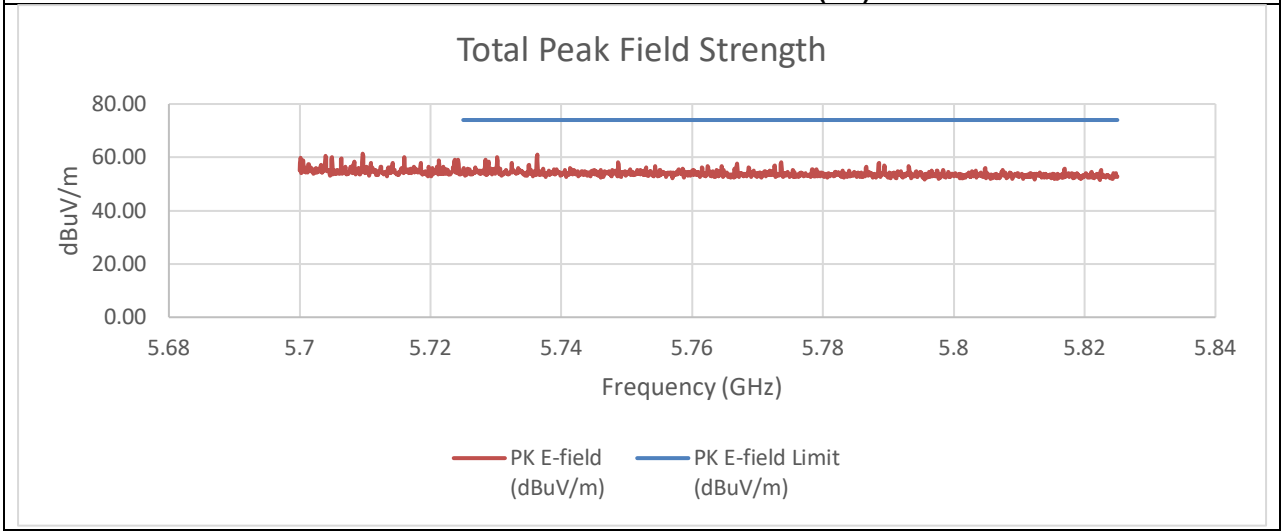

Summed Pk Data at Restricted Band

Frequency (GHz)	PK Reading C1 (dBm)	PK Reading C2 (dBm)	PK EIRP (dBm)	PK E-field (dBuV/m)	PK E-field Limit (dBuV/m)	Margin (dB)
5.725	-53.86	-55.25	-39.82	55.44	74.00	-18.56

An array gain of 11.67 dBi was used in the calculation of the summed data.

UL LLC
12 Laboratory Drive, Research Triangle Park, NC 27709; USA TEL:(919)549-1400
This report shall not be reproduced except in full, without the written approval of UL LLC

10.1.22. TX ABOVE 1 GHz 802.11BE EHT20 MODE IN THE 5.3 GHz BAND

TX ABOVE 1 GHz 802.11be EHT20 26T MODE IN THE 5.6 GHz BAND

2TX CHAIN 0 + CHAIN 1 MODE (Low Gain) Low BE 5500 MHz

SUMMED BANDEDGE DATA (Pk)

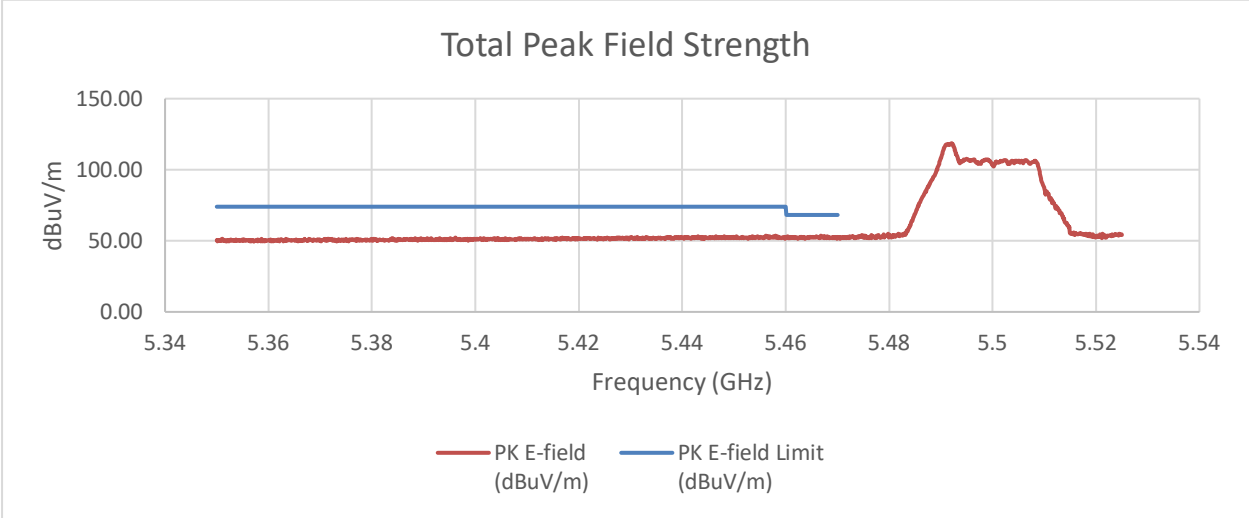

SUMMED BANDEDGE DATA (Av)

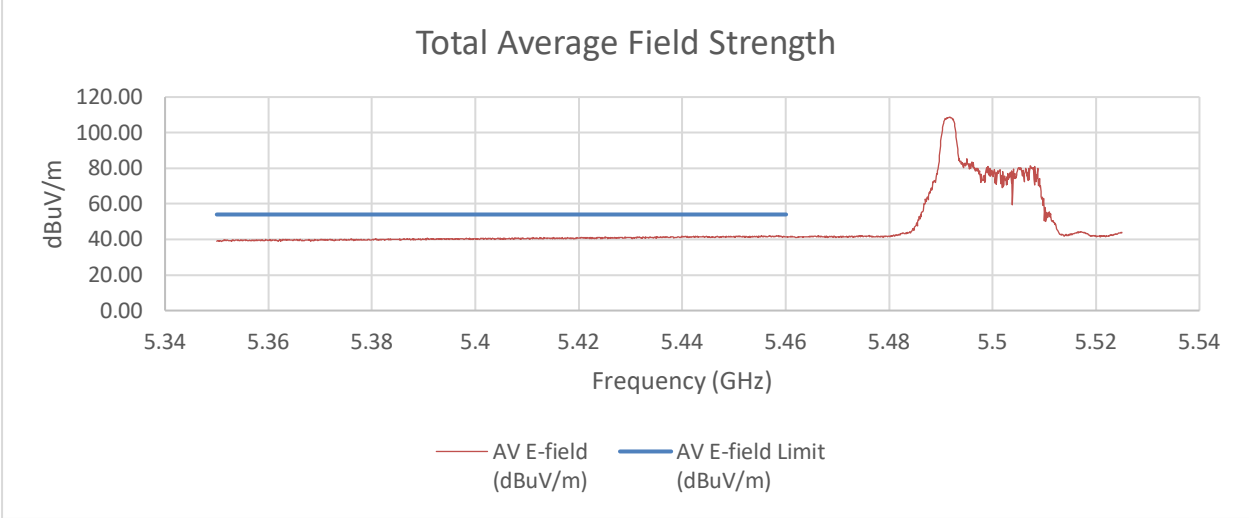

Summed Pk and Av Data at Restricted Band

Frequency (GHz)	PK Reading C1 (dBm)	PK Reading C2 (dBm)	PK EIRP (dBm)	PK E-field (dBuV/m)	PK E-field Limit (dBuV/m)	Margin (dB)
5.46	-53.78	-53.64	-42.49	52.77	74.00	-21.23
5.47	-54.40	-54.30	-43.13	52.13	68.20	-16.07
Frequency (GHz)	**AV Reading C1 (dBm)**	**AV Reading C2 (dBm)**	**AV EIRP (dBm)**	**AV E-field (dBuV/m)**	**AV E-field Limit (dBuV/m)**	**Margin (dB)**
5.46	-65.41	-64.80	-53.87	41.38	54.00	-12.62

An array gain of 8.21 dBi was used in the calculation of the summed data.

UL LLC
12 Laboratory Drive, Research Triangle Park, NC 27709; USA TEL:(919)549-1400
This report shall not be reproduced except in full, without the written approval of UL LLC

2TX CHAIN 0 + CHAIN 1 MODE (Low Gain) High BE 5700 MHz

SUMMED BANDEDGE DATA (Pk)

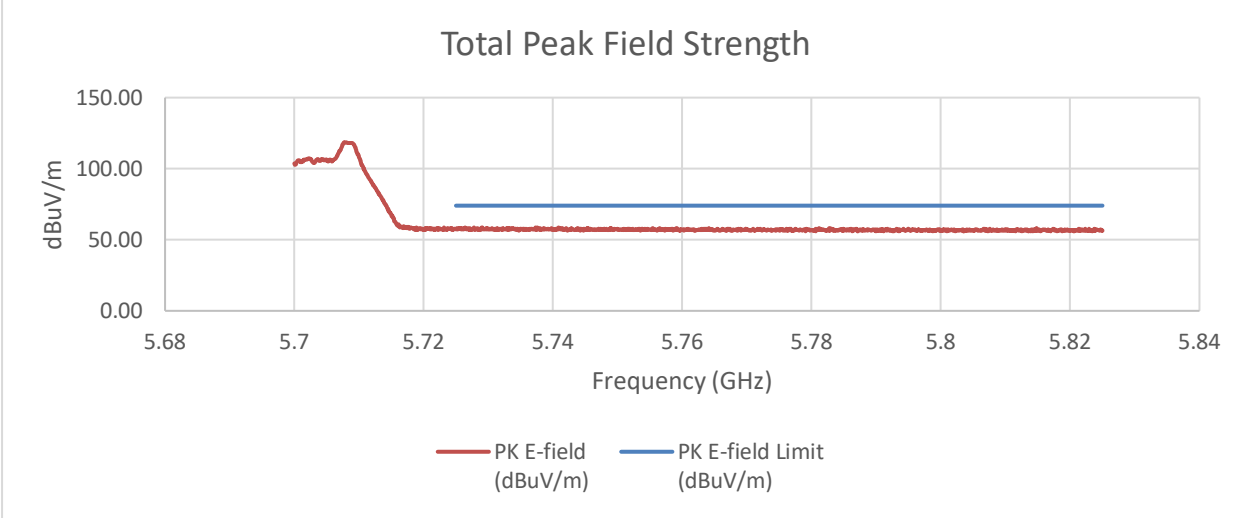

Summed Pk Data at Restricted Band

Frequency (GHz)	PK Reading C1 (dBm)	PK Reading C2 (dBm)	PK EIRP (dBm)	PK E-field (dBuV/m)	PK E-field Limit (dBuV/m)	Margin (dB)
5.725	-48.24	-49.50	-37.60	57.65	74.00	-16.35

An array gain of 8.21 dBi was used in the calculation of the summed data.

UL LLC
12 Laboratory Drive, Research Triangle Park, NC 27709; USA TEL:(919)549-1400
This report shall not be reproduced except in full, without the written approval of UL LLC

2TX CHAIN 0 + CHAIN 1 MODE (Mid Gain) Low BE 5500 MHz

SUMMED BANDEDGE DATA (Pk)

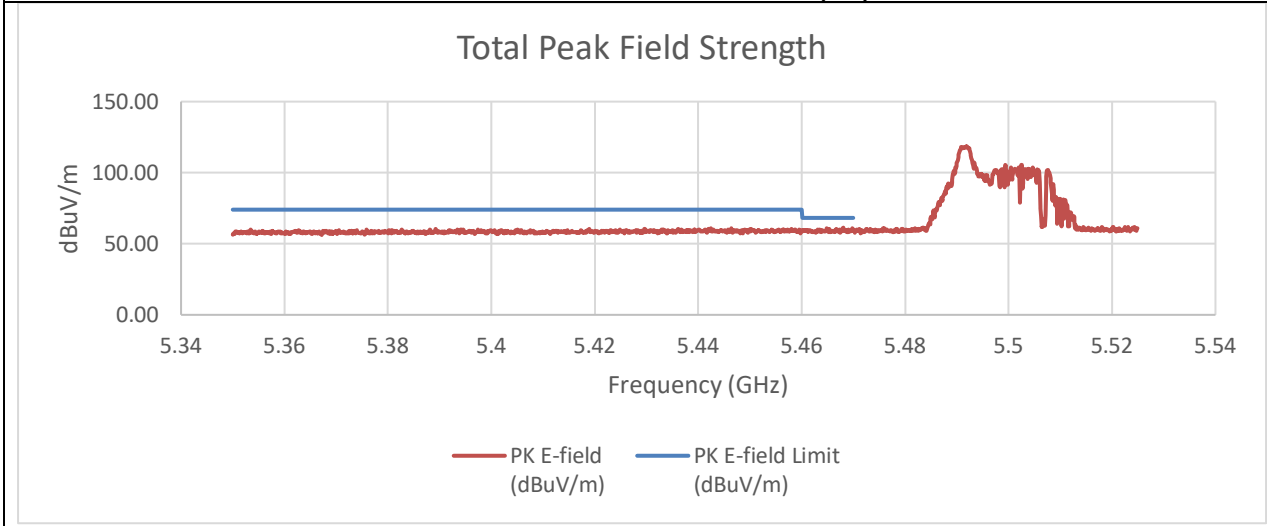

SUMMED BANDEDGE DATA (Av)

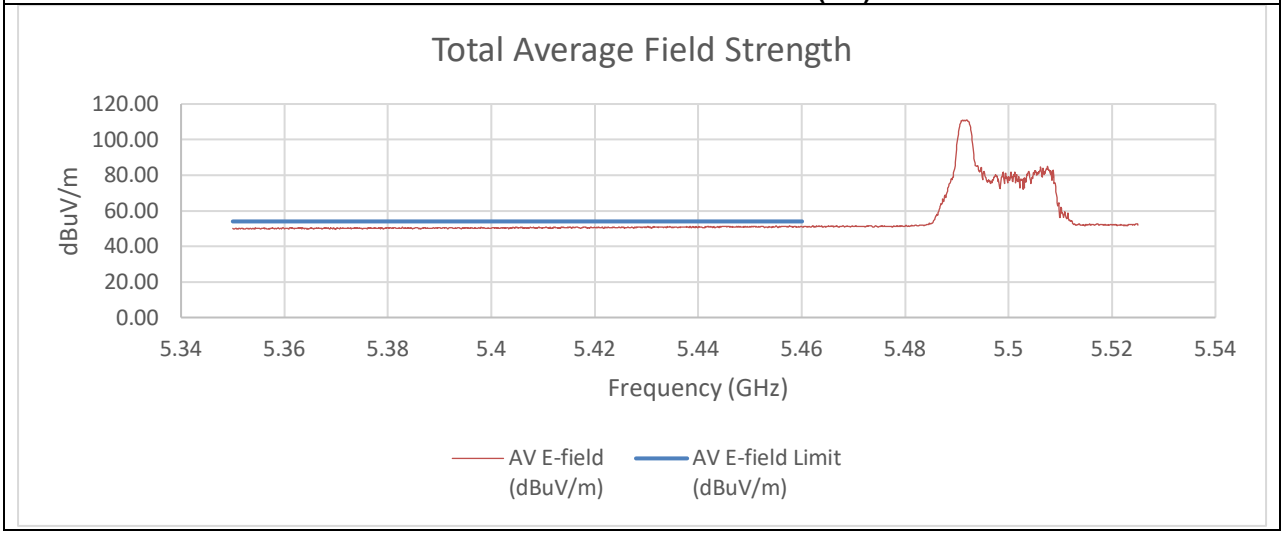

Summed Pk and Av Data at Restricted Band

Frequency (GHz)	PK Reading C1 (dBm)	PK Reading C2 (dBm)	PK EIRP (dBm)	PK E-field (dBuV/m)	PK E-field Limit (dBuV/m)	Margin (dB)
5.46	-49.80	-49.98	-36.57	58.69	74.00	-15.31
5.47	-49.94	-47.27	-35.08	60.17	68.20	-8.03
Frequency (GHz)	**AV Reading C1 (dBm)**	**AV Reading C2 (dBm)**	**AV EIRP (dBm)**	**AV E-field (dBuV/m)**	**AV E-field Limit (dBuV/m)**	**Margin (dB)**
5.46	-57.33	-57.77	-44.22	51.03	54.00	-2.97

An array gain of 10.31 dBi was used in the calculation of the summed data.

UL LLC
12 Laboratory Drive, Research Triangle Park, NC 27709; USA TEL:(919)549-1400
This report shall not be reproduced except in full, without the written approval of UL LLC

2TX CHAIN 0 + CHAIN 1 MODE (Mid Gain) High BE 5700 MHz

SUMMED BANDEDGE DATA (Pk)

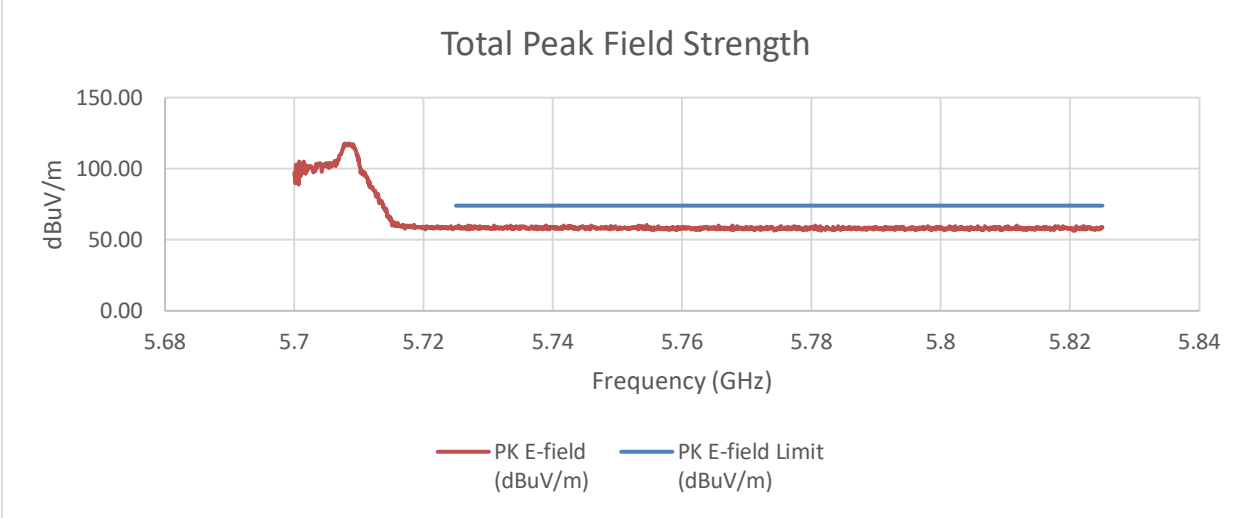

Summed Pk Data at Restricted Band

Frequency (GHz)	PK Reading C1 (dBm)	PK Reading C2 (dBm)	PK EIRP (dBm)	PK E-field (dBuV/m)	PK E-field Limit (dBuV/m)	Margin (dB)
5.725	-50.59	-50.17	-37.05	58.20	74.00	-15.80

An array gain of 10.31 dBi was used in the calculation of the summed data.

UL LLC
12 Laboratory Drive, Research Triangle Park, NC 27709; USA TEL:(919)549-1400
This report shall not be reproduced except in full, without the written approval of UL LLC

2TX CHAIN 0 + CHAIN 1 MODE (High Gain) Low BE 5500 MHz

PK MEASUREMENT

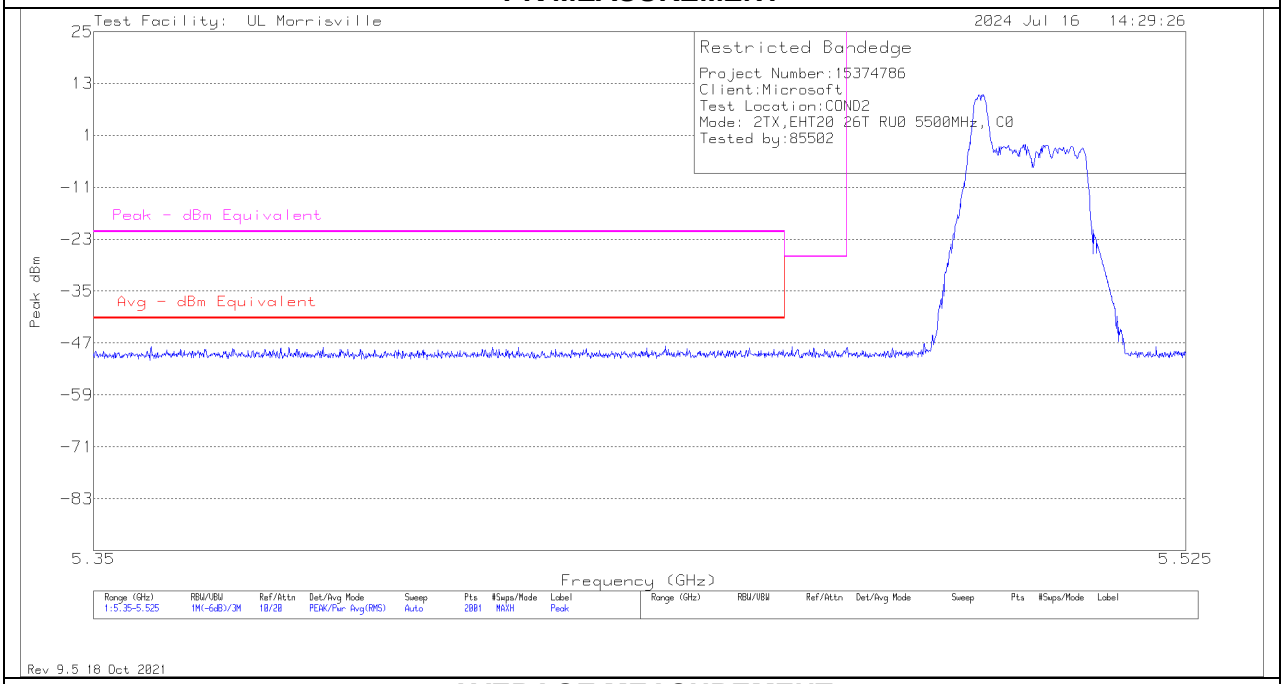

AVERAGE MEASUREMENT

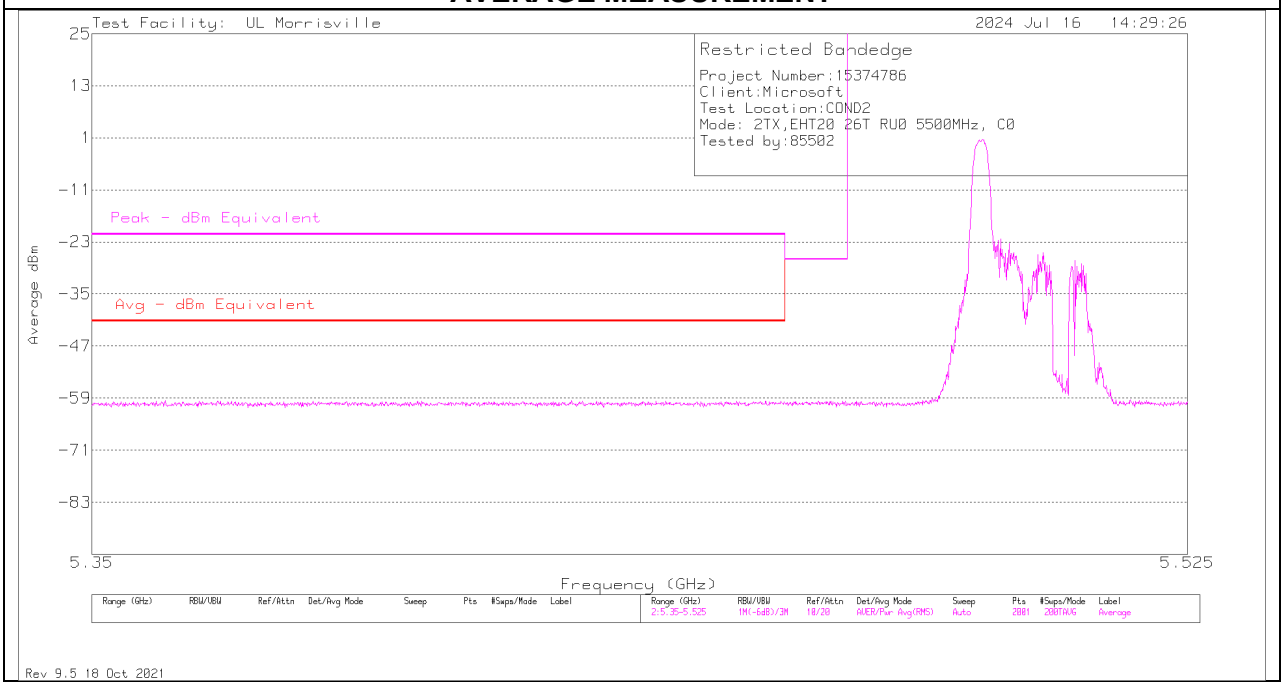

UL LLC
12 Laboratory Drive, Research Triangle Park, NC 27709; USA TEL:(919)549-1400

This report shall not be reproduced except in full, without the written approval of UL LLC

SUMMED BANDEDGE DATA (Pk)

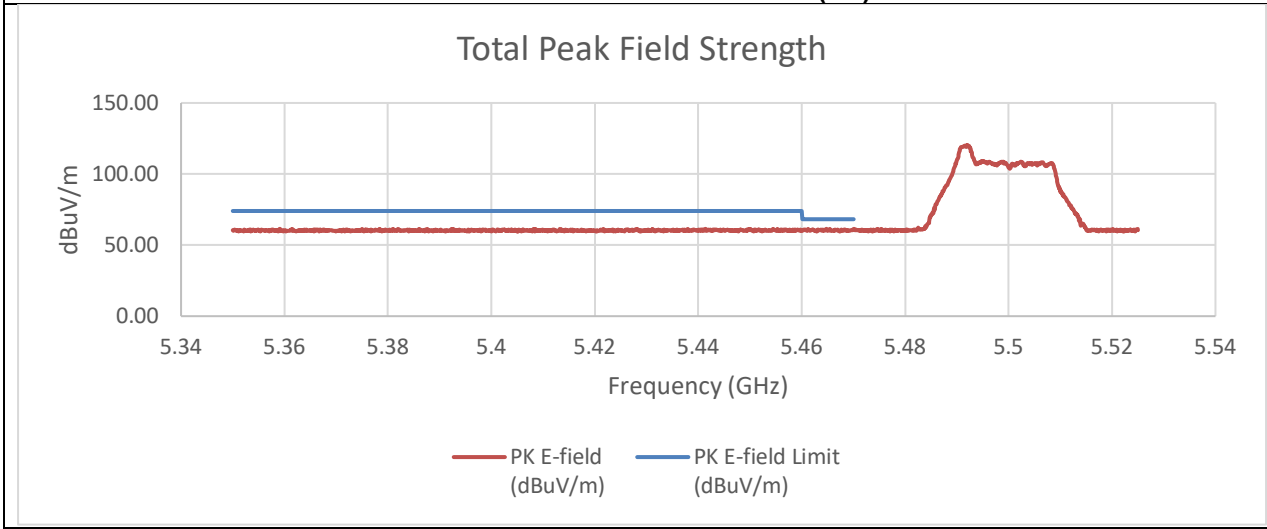

SUMMED BANDEDGE DATA (Av)

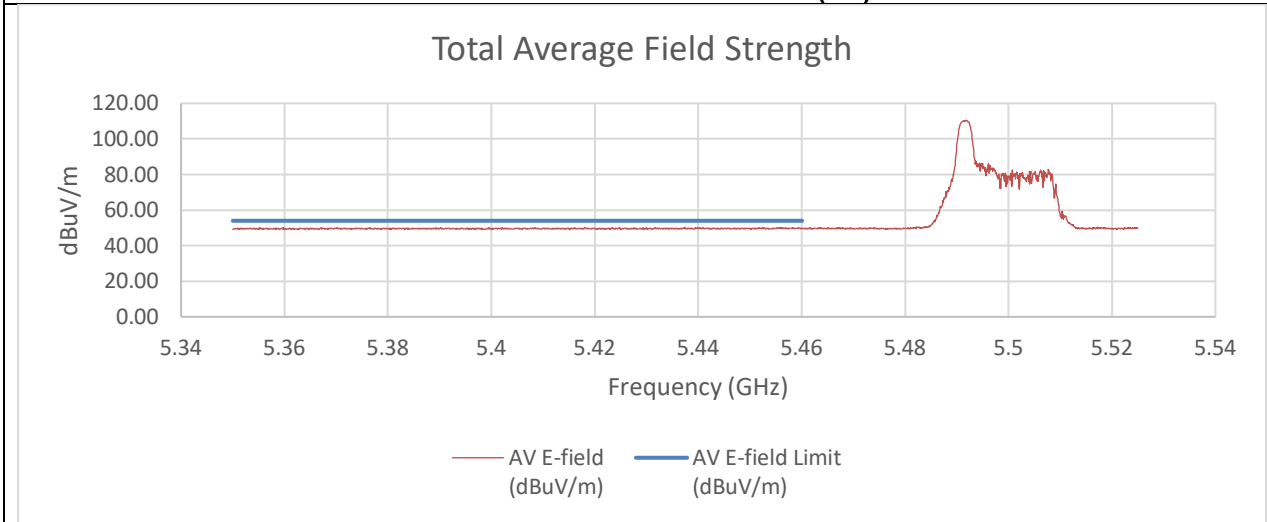

Summed Pk and Av Data at Restricted Band

Frequency (GHz)	PK Reading C1 (dBm)	PK Reading C2 (dBm)	PK EIRP (dBm)	PK E-field (dBuV/m)	PK E-field Limit (dBuV/m)	Margin (dB)
5.46	-50.29	-49.35	-35.11	60.14	74.00	-13.86
5.47	-49.00	-49.03	-34.33	60.92	68.20	-7.28
Frequency (GHz)	**AV Reading C1 (dBm)**	**AV Reading C2 (dBm)**	**AV EIRP (dBm)**	**AV E-field (dBuV/m)**	**AV E-field Limit (dBuV/m)**	**Margin (dB)**
5.46	-60.19	-60.19	-45.51	49.75	54.00	-4.25

An array gain of 11.67 dBi was used in the calculation of the summed data.

UL LLC
12 Laboratory Drive, Research Triangle Park, NC 27709; USA TEL:(919)549-1400
This report shall not be reproduced except in full, without the written approval of UL LLC

2TX CHAIN 0 + CHAIN 1 MODE (High Gain) High BE 5700 MHz

PK MEASUREMENT

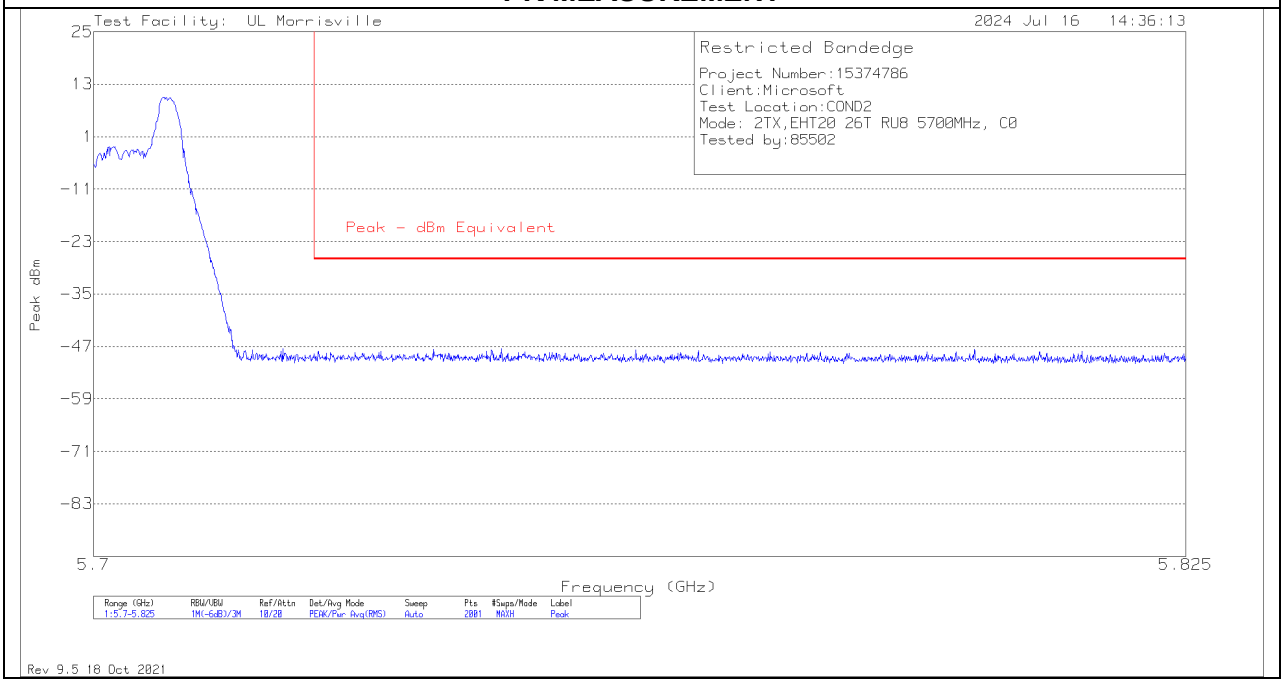

SUMMED BANDEDGE DATA (Pk)

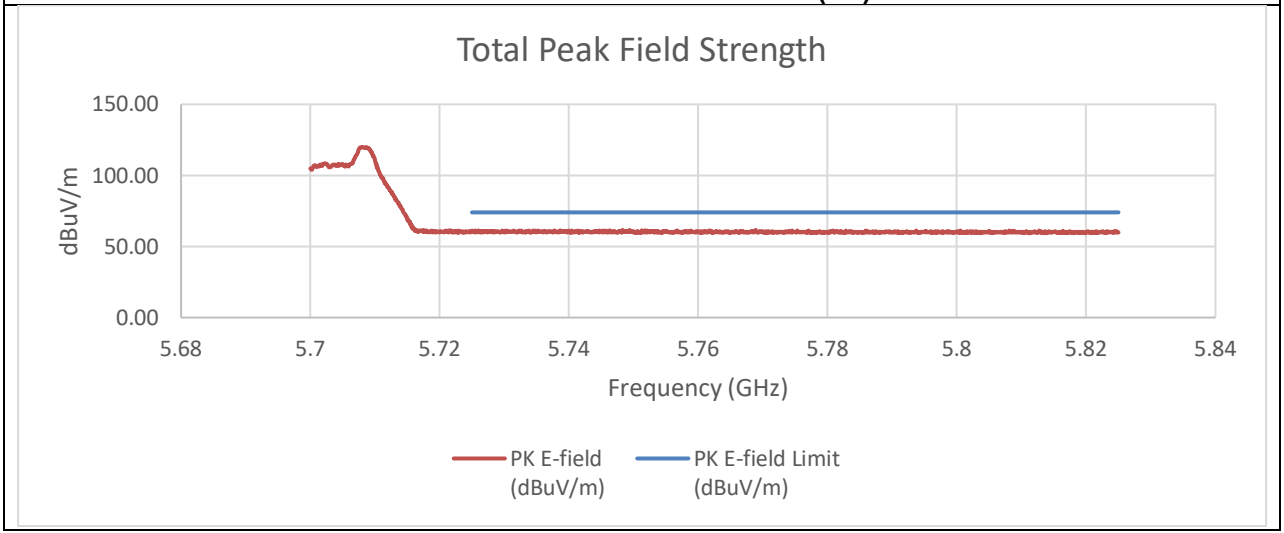

Summed Pk Data at Restricted Band

Frequency (GHz)	PK Reading C1 (dBm)	PK Reading C2 (dBm)	PK EIRP (dBm)	PK E-field (dBuV/m)	PK E-field Limit (dBuV/m)	Margin (dB)
5.725	-48.64	-49.19	-34.23	61.03	74.00	-12.97

An array gain of 11.67 dBi was used in the calculation of the summed data.

UL LLC
12 Laboratory Drive, Research Triangle Park, NC 27709; USA TEL:(919)549-1400

This report shall not be reproduced except in full, without the written approval of UL LLC

TX ABOVE 1 GHz 802.11be EHT20 52T MODE IN THE 5.6 GHz BAND

2TX CHAIN 0 + CHAIN 1 MODE (Low Gain) Low BE 5500 MHz

SUMMED BANDEDGE DATA (Pk)

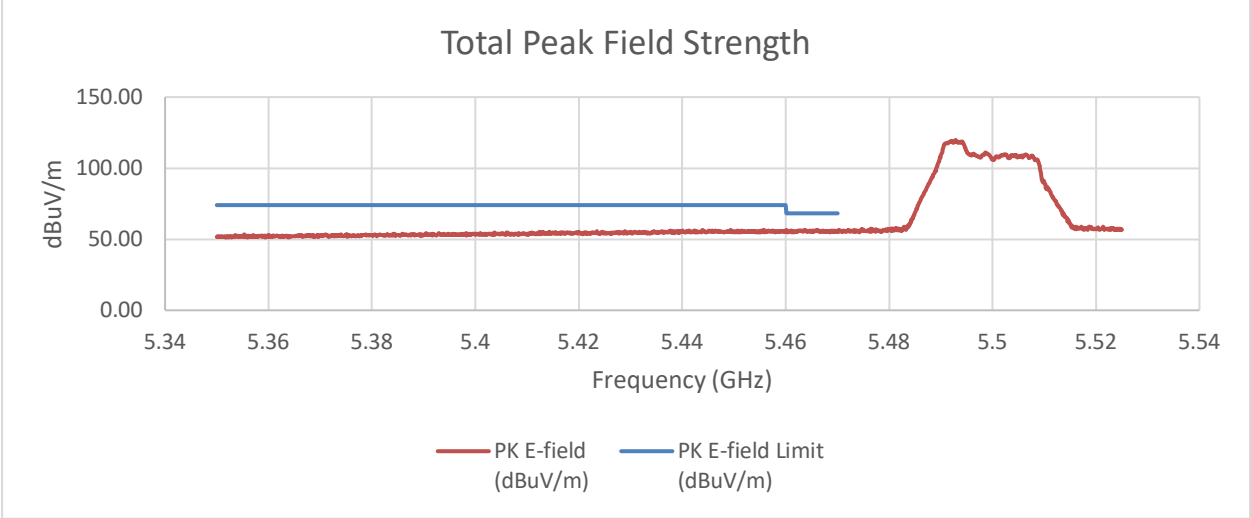

SUMMED BANDEDGE DATA (Av)

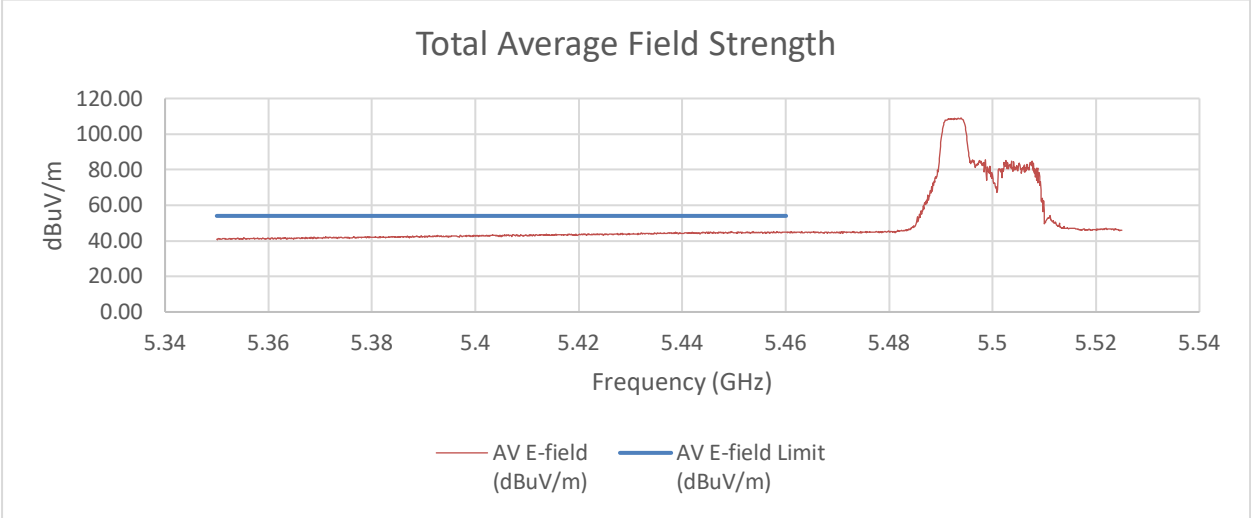

Summed Pk and Av Data at Restricted Band

Frequency (GHz)	PK Reading C1 (dBm)	PK Reading C2 (dBm)	PK EIRP (dBm)	PK E-field (dBuV/m)	PK E-field Limit (dBuV/m)	Margin (dB)
5.46	-51.95	-49.53	-39.35	55.90	74.00	-18.10
5.47	-51.01	-50.80	-39.68	55.57	68.20	-12.63
Frequency (GHz)	**AV Reading C1 (dBm)**	**AV Reading C2 (dBm)**	**AV EIRP (dBm)**	**AV E-field (dBuV/m)**	**AV E-field Limit (dBuV/m)**	**Margin (dB)**
5.46	-62.91	-60.62	-50.40	44.86	54.00	-9.14

An array gain of 8.21 dBi was used in the calculation of the summed data.

UL LLC
12 Laboratory Drive, Research Triangle Park, NC 27709; USA TEL:(919)549-1400
This report shall not be reproduced except in full, without the written approval of UL LLC

2TX CHAIN 0 + CHAIN 1 MODE (Low Gain) High BE 5700 MHz

SUMMED BANDEDGE DATA (Pk)

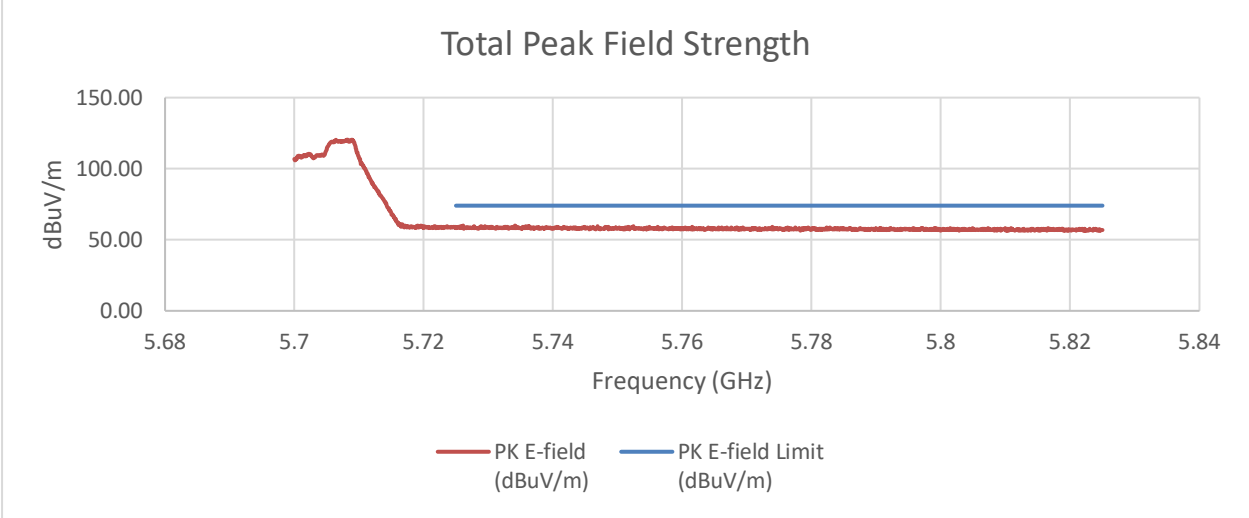

Summed Pk Data at Restricted Band

Frequency (GHz)	PK Reading C1 (dBm)	PK Reading C2 (dBm)	PK EIRP (dBm)	PK E-field (dBuV/m)	PK E-field Limit (dBuV/m)	Margin (dB)
5.725	-48.00	-47.80	-36.68	58.58	74.00	-15.42

An array gain of 8.21 dBi was used in the calculation of the summed data.

UL LLC
12 Laboratory Drive, Research Triangle Park, NC 27709; USA TEL:(919)549-1400
This report shall not be reproduced except in full, without the written approval of UL LLC

2TX CHAIN 0 + CHAIN 1 MODE (Mid Gain) Low BE 5500 MHz

SUMMED BANDEDGE DATA (Pk)

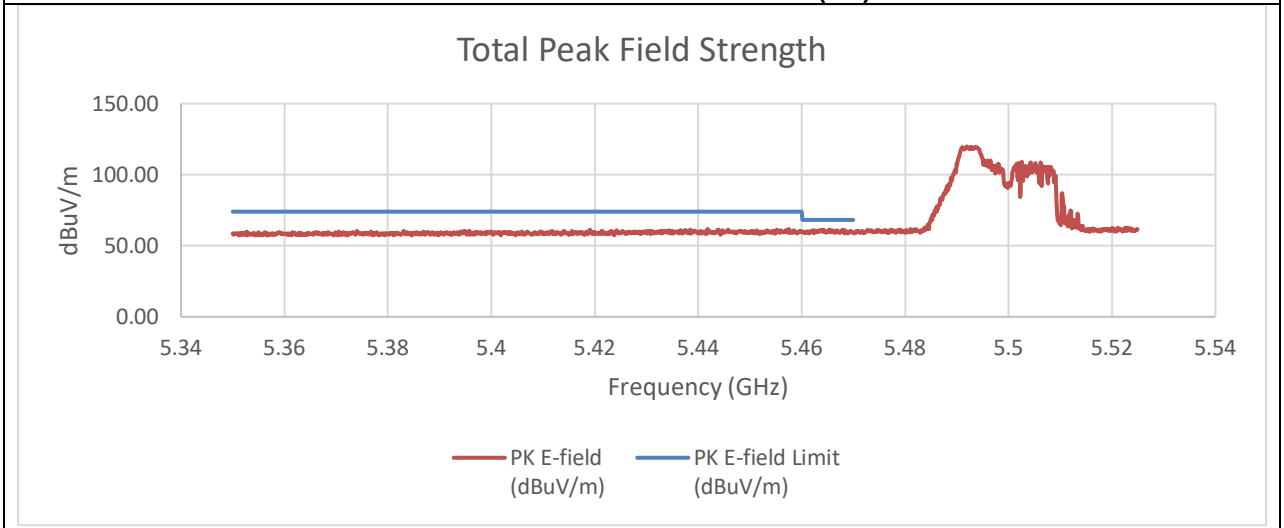

SUMMED BANDEDGE DATA (Av)

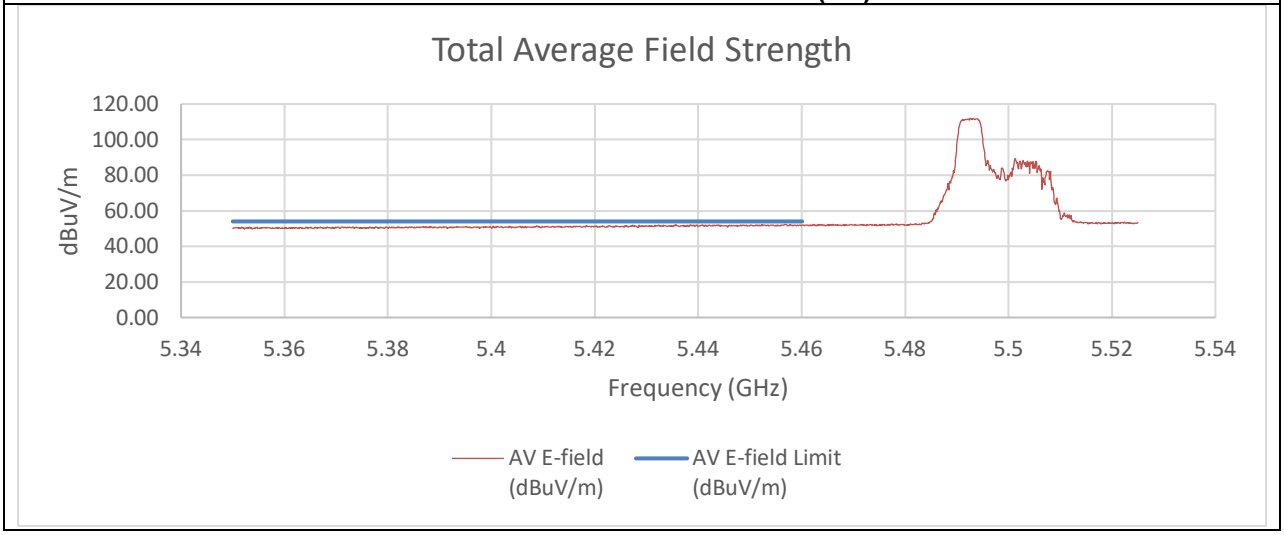

Summed Pk and Av Data at Restricted Band

Frequency (GHz)	PK Reading C1 (dBm)	PK Reading C2 (dBm)	PK EIRP (dBm)	PK E-field (dBuV/m)	PK E-field Limit (dBuV/m)	Margin (dB)
5.46	-48.77	-49.29	-35.70	59.56	74.00	-14.44
5.47	-48.91	-50.10	-36.14	59.11	68.20	-9.09
Frequency (GHz)	**AV Reading C1 (dBm)**	**AV Reading C2 (dBm)**	**AV EIRP (dBm)**	**AV E-field (dBuV/m)**	**AV E-field Limit (dBuV/m)**	**Margin (dB)**
5.46	-56.91	-56.73	-43.50	51.76	54.00	-2.24

An array gain of 10.31 dBi was used in the calculation of the summed data.

UL LLC
12 Laboratory Drive, Research Triangle Park, NC 27709; USA TEL:(919)549-1400
This report shall not be reproduced except in full, without the written approval of UL LLC

2TX CHAIN 0 + CHAIN 1 MODE (Mid Gain) High BE 5700 MHz

SUMMED BANDEDGE DATA (Pk)

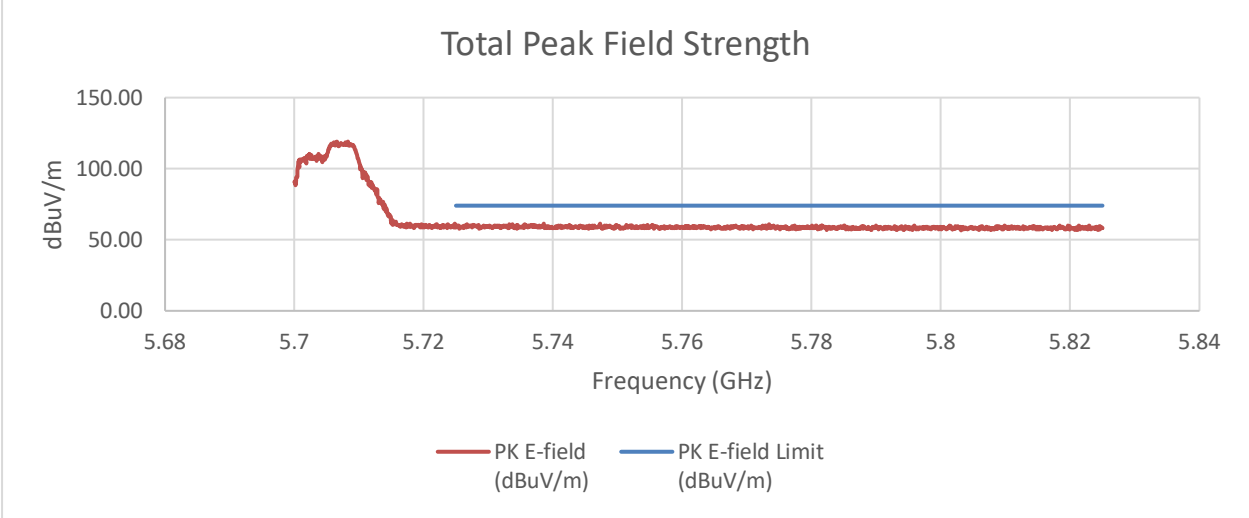

Summed Pk Data at Restricted Band

Frequency (GHz)	PK Reading C1 (dBm)	PK Reading C2 (dBm)	PK EIRP (dBm)	PK E-field (dBuV/m)	PK E-field Limit (dBuV/m)	Margin (dB)
5.725	-49.78	-50.07	-36.60	58.66	74.00	-15.34

An array gain of 10.31 dBi was used in the calculation of the summed data.

UL LLC
12 Laboratory Drive, Research Triangle Park, NC 27709; USA TEL:(919)549-1400
This report shall not be reproduced except in full, without the written approval of UL LLC

2TX CHAIN 0 + CHAIN 1 MODE (High Gain) Low BE 5500 MHz

PK MEASUREMENT

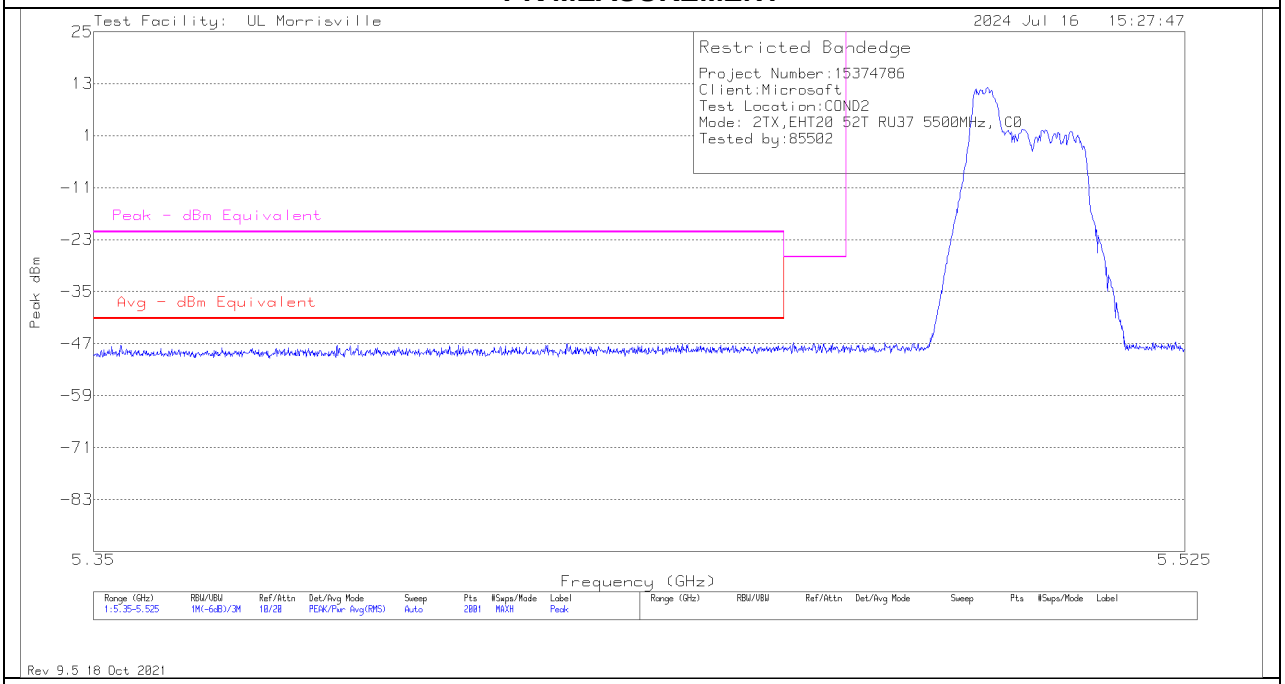

AVERAGE MEASUREMENT

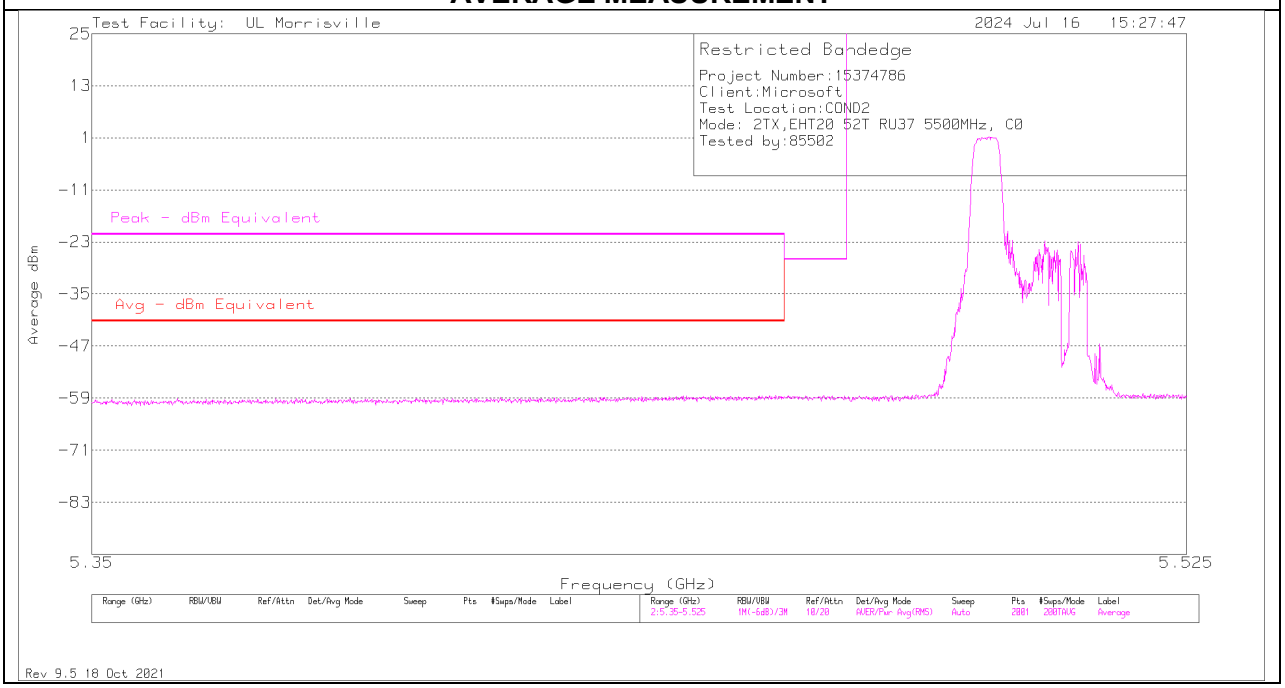

UL LLC
12 Laboratory Drive, Research Triangle Park, NC 27709; USA TEL:(919)549-1400

This report shall not be reproduced except in full, without the written approval of UL LLC

SUMMED BANDEDGE DATA (Pk)

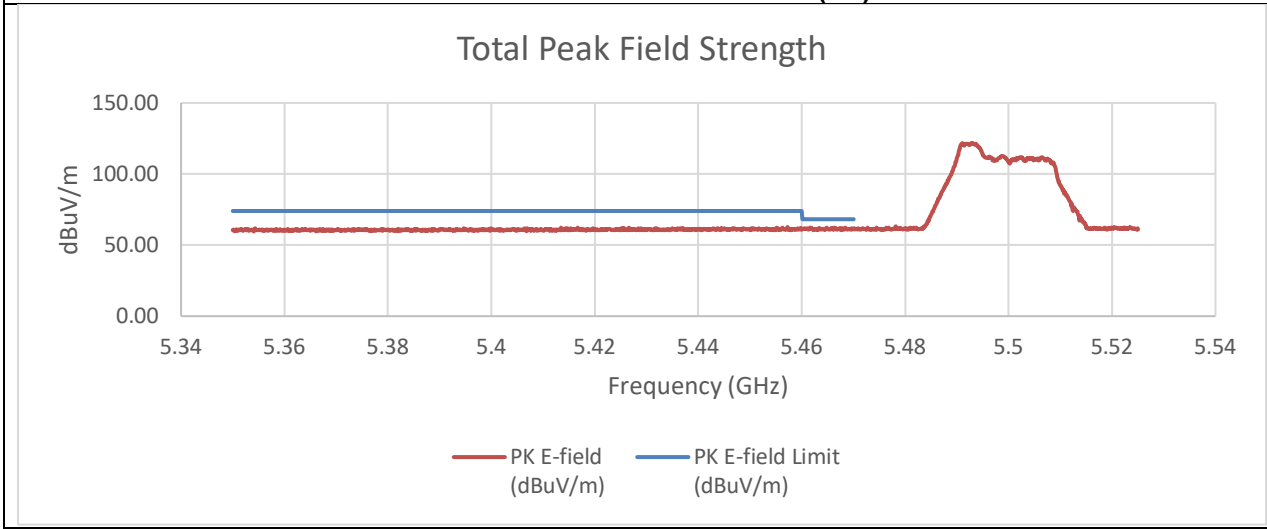

SUMMED BANDEDGE DATA (Av)

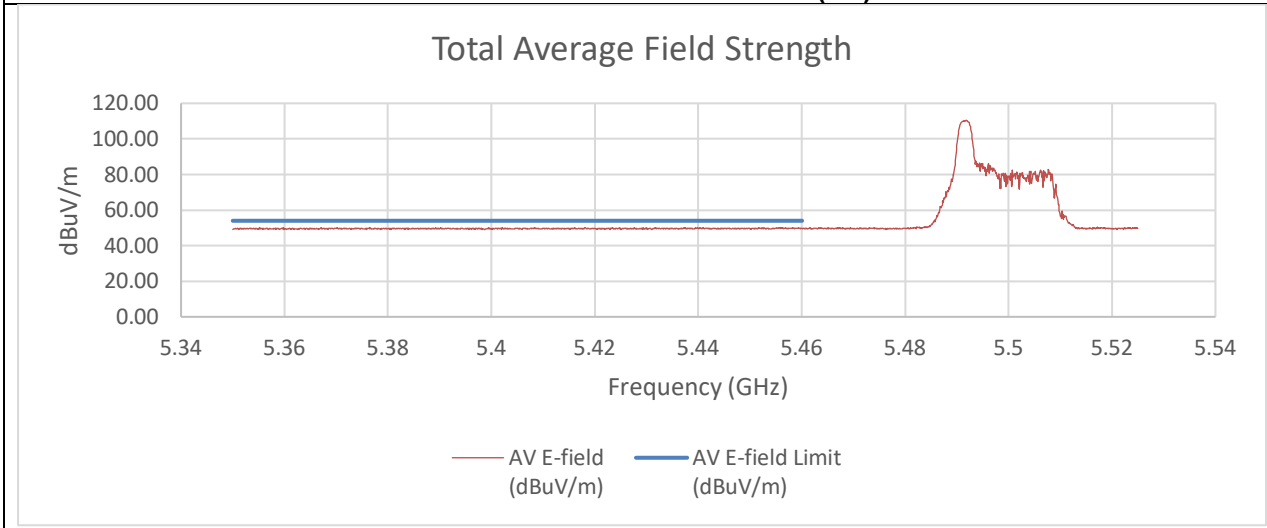

Summed Pk and Av Data at Restricted Band

Frequency (GHz)	PK Reading C1 (dBm)	PK Reading C2 (dBm)	PK EIRP (dBm)	PK E-field (dBuV/m)	PK E-field Limit (dBuV/m)	Margin (dB)
5.46	-48.84	-48.92	-34.20	61.06	74.00	-12.94
5.47	-48.36	-48.86	-33.92	61.34	68.20	-6.86
Frequency (GHz)	**AV Reading C1 (dBm)**	**AV Reading C2 (dBm)**	**AV EIRP (dBm)**	**AV E-field (dBuV/m)**	**AV E-field Limit (dBuV/m)**	**Margin (dB)**
5.46	-60.19	-60.19	-45.51	49.75	54.00	-4.25

An array gain of 11.67 dBi was used in the calculation of the summed data.

UL LLC
12 Laboratory Drive, Research Triangle Park, NC 27709; USA TEL:(919)549-1400
This report shall not be reproduced except in full, without the written approval of UL LLC

2TX CHAIN 0 + CHAIN 1 MODE (High Gain) High BE 5700 MHz

PK MEASUREMENT

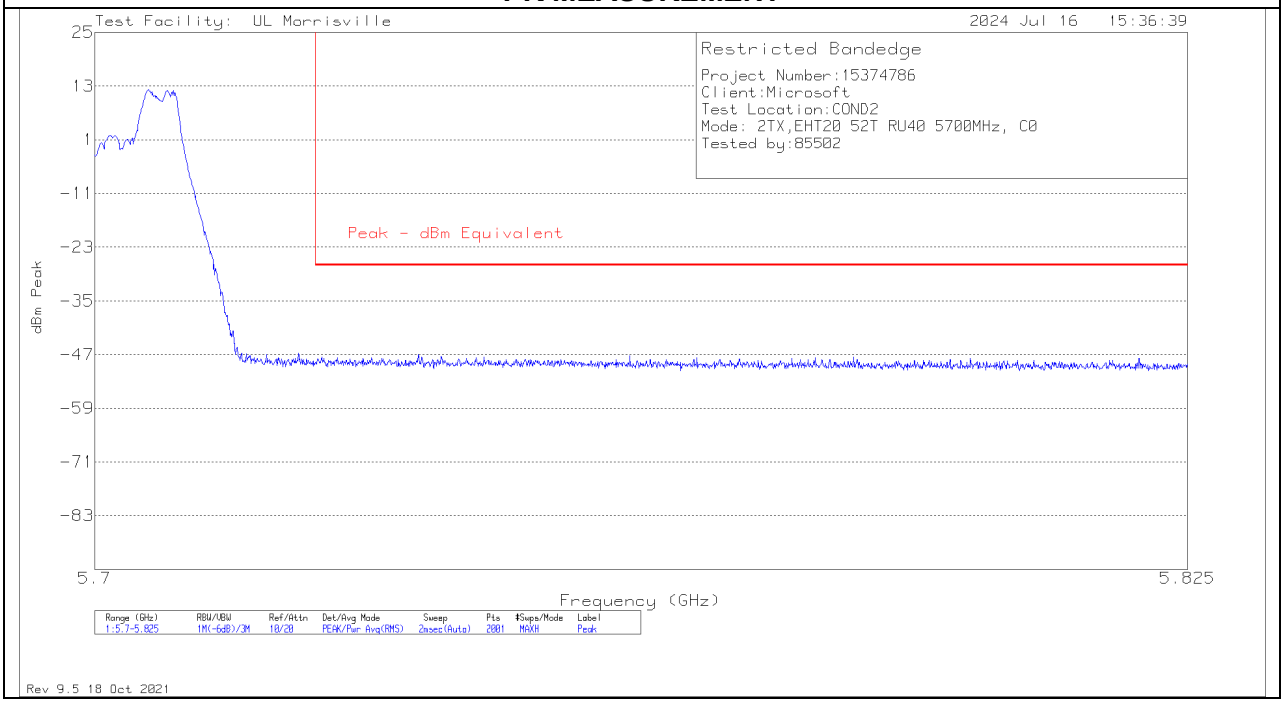

SUMMED BANDEDGE DATA (Pk)

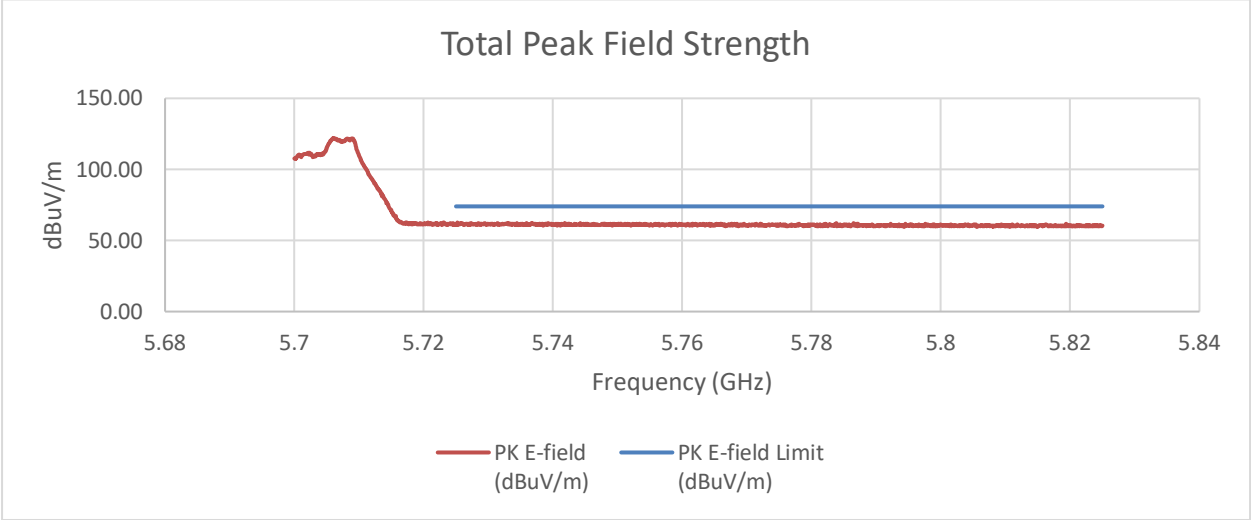

Summed Pk Data at Restricted Band

Frequency (GHz)	PK Reading C1 (dBm)	PK Reading C2 (dBm)	PK EIRP (dBm)	PK E-field (dBuV/m)	PK E-field Limit (dBuV/m)	Margin (dB)
5.725	-48.65	-47.46	-33.33	61.92	74.00	-12.08

An array gain of 11.67 dBi was used in the calculation of the summed data.

UL LLC
12 Laboratory Drive, Research Triangle Park, NC 27709; USA TEL:(919)549-1400

This report shall not be reproduced except in full, without the written approval of UL LLC

HARMONICS AND SPURIOUS EMISSIONS

LOW CHANNEL RESULTS

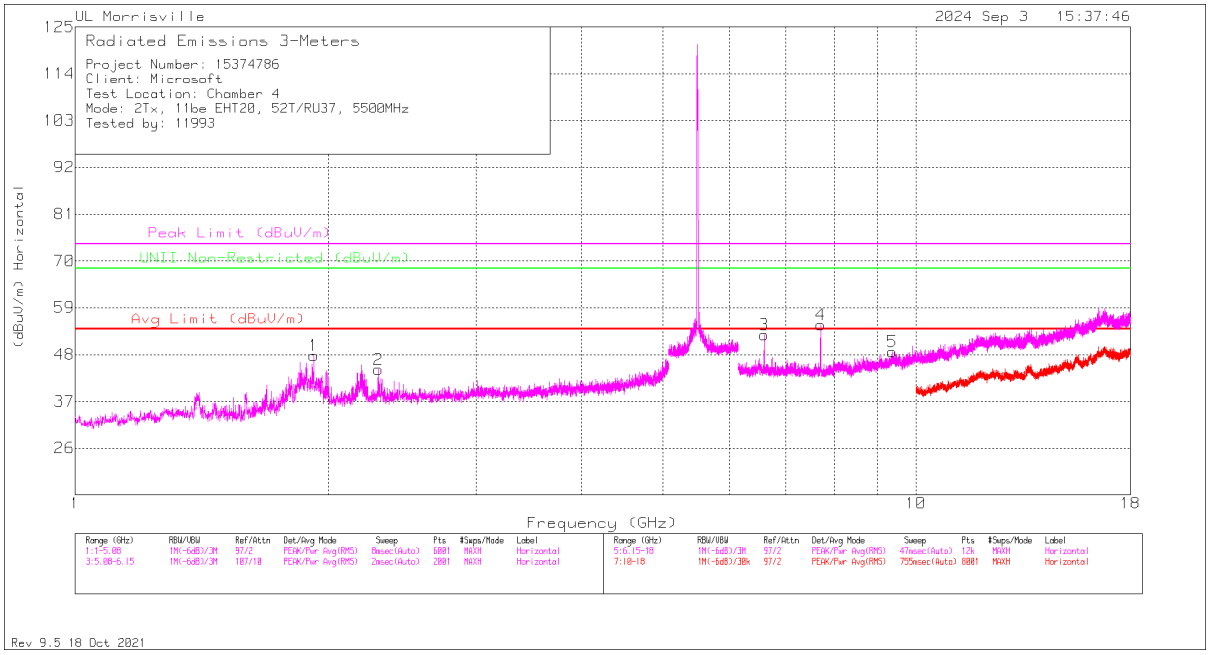

HORIZONTAL

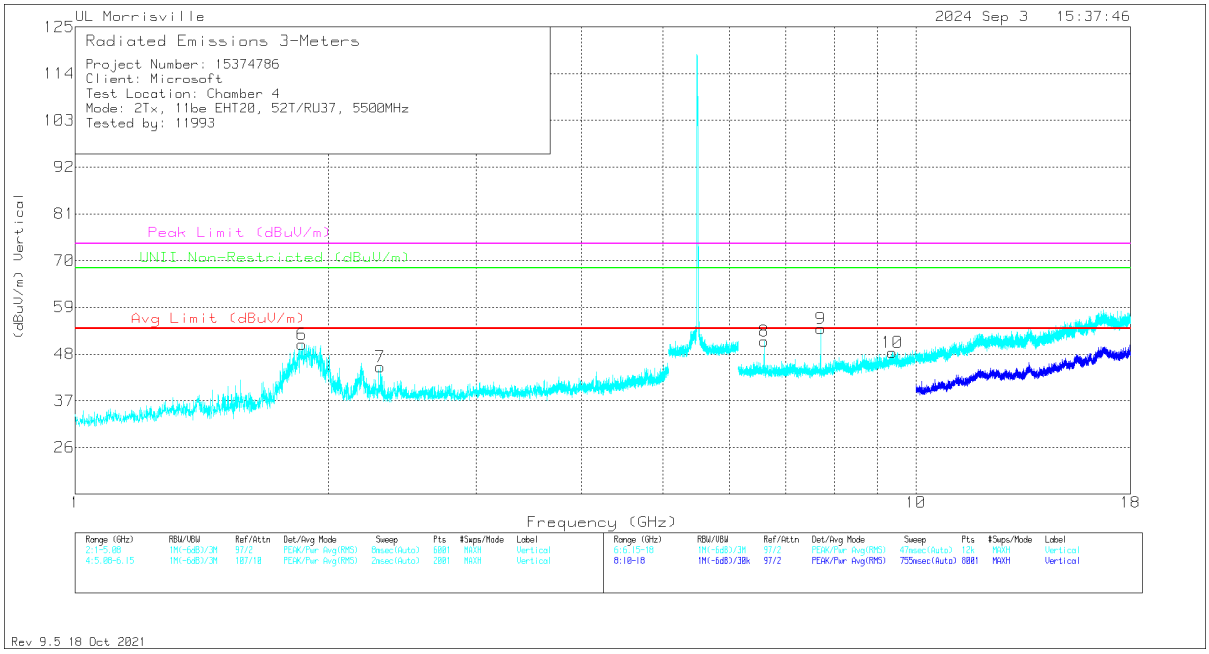

VERTICAL

UL LLC
12 Laboratory Drive, Research Triangle Park, NC 27709; USA TEL:(919)549-1400

This report shall not be reproduced except in full, without the written approval of UL LLC

RADIATED EMISSIONS

Marker	Frequency (GHz)	Meter Reading (dBuV)	Det	89509 ACF (dB/m)	Gain/Loss (dB)	Corrected Reading (dBuV/m)	Avg Limit (dBuV/m)	Margin (dB)	Peak Limit (dBuV/m)	PK Margin (dB)	UNII Non-Restricted (dBuV/m)	PK Margin (dB)	Azimuth (Degs)	Height (cm)	Polarity
1	** 1.92208	52.73	Pk	30.6	-35.6	47.73	54	-6.27	74	-26.27	68.2	-20.47	0-360	100	H
2	* ** 2.29404	47.87	Pk	32	-35.4	44.47	54	-9.53	74	-29.53	-	-	0-360	100	H
6	** 1.86234	59.09	PK-U	30.6	-35.7	53.99	-	-	74	-20.01	68.2	-14.21	40	141	V
4	* ** 7.70754	52.29	PK-U	35.7	-27.5	60.49	-	-	74	-13.51	-	-	249	107	H
	* ** 7.70791	40.75	ADV	35.7	-27.5	48.95	54	-5.05	-	-	-	-	249	107	H
5	* ** 9.38062	37.94	PK-U	36.6	-25.1	49.44	-	-	74	-24.56	-	-	73	396	H
	* ** 9.37915	25.17	ADV	36.6	-25.1	36.67	54	-17.33	-	-	-	-	73	396	H
9	* ** 7.70759	48	PK-U	35.7	-27.5	56.2	-	-	74	-17.8	-	-	277	232	V
	* ** 7.70659	36.31	ADV	35.7	-27.5	44.51	54	-9.49	-	-	-	-	277	232	V
10	* ** 9.38206	37.65	PK-U	36.6	-25.1	49.15	-	-	74	-24.85	-	-	201	150	V
	* ** 9.38183	24.92	ADV	36.6	-25.1	36.42	54	-17.58	-	-	-	-	201	150	V
7	2.30628	48.2	Pk	32	-35.2	45	54	-9	74	-29	68.2	-23.2	0-360	200	V
3	6.59974	47.92	PK-U	35.5	-28.1	55.32	-	-	74	-18.68	68.2	-12.88	258	121	H
8	6.59985	48.2	PK-U	35.5	-28.1	55.6	-	-	74	-18.4	68.2	-12.6	266	239	V

* - indicates frequency in CFR47 Pt 15 / IC RSS-Restricted Band
** - indicates frequency in Taiwan NCC LP0002 Restricted Band
Pk - Peak detector
PK-U - Maximum Peak
ADV - Linear Voltage Average

UL LLC
12 Laboratory Drive, Research Triangle Park, NC 27709; USA TEL:(919)549-1400
This report shall not be reproduced except in full, without the written approval of UL LLC

MID CHANNEL RESULTS

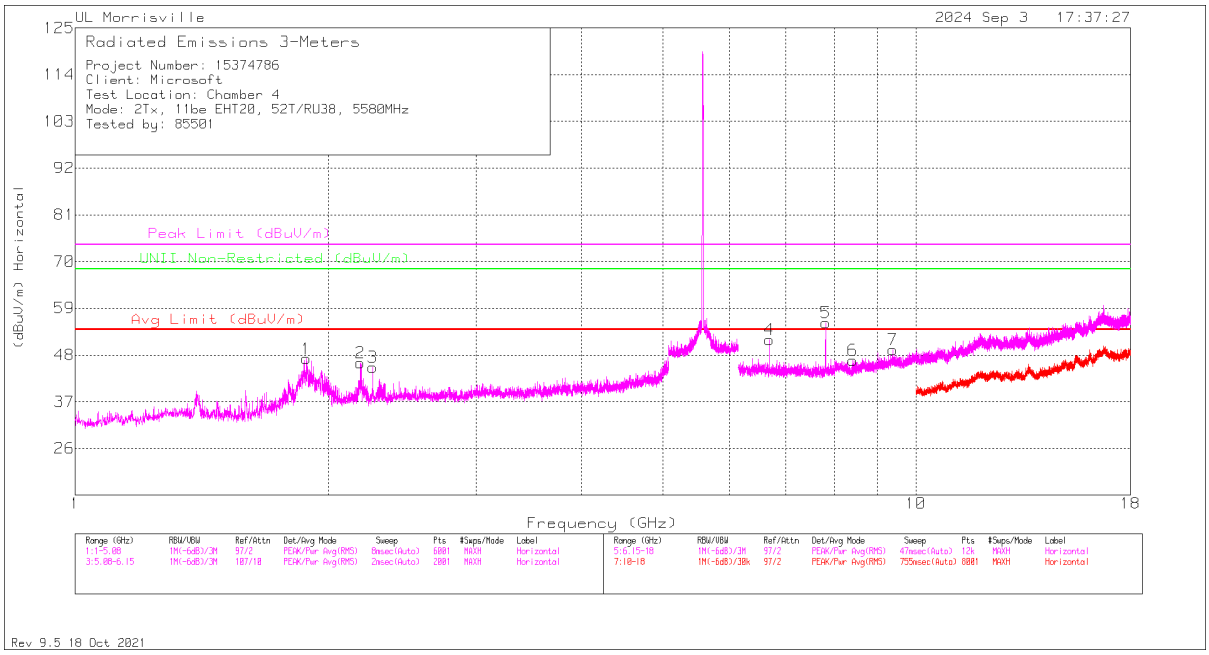

HORIZONTAL

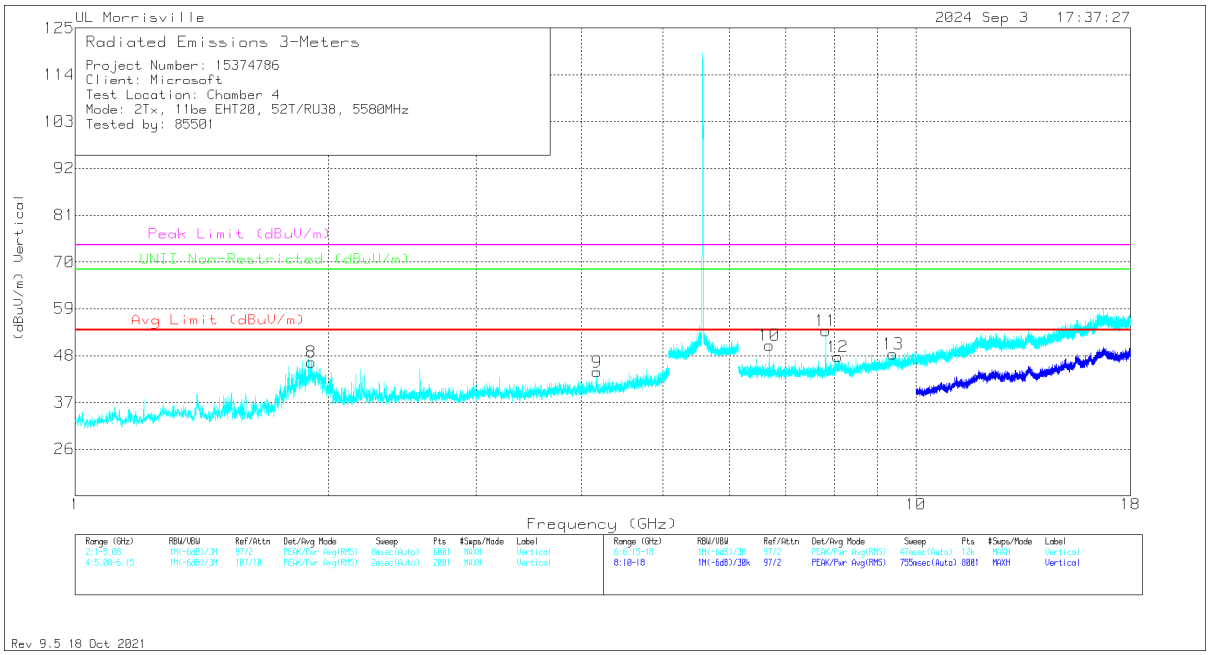

VERTICAL

UL LLC
12 Laboratory Drive, Research Triangle Park, NC 27709; USA TEL:(919)549-1400

This report shall not be reproduced except in full, without the written approval of UL LLC

RADIATED EMISSIONS

Marker	Frequency (GHz)	Meter Reading (dBuV)	Det	89509 ACF (dB/m)	Gain/Loss (dB)	Corrected Reading (dBuV/m)	Avg Limit (dBuV/m)	Margin (dB)	Peak Limit (dBuV/m)	PK Margin (dB)	UNII Non-Restricted (dBuV/m)	PK Margin (dB)	Azimuth (Degs)	Height (cm)	Polarity
3	* ** 2.25868	48.43	Pk	31.9	-35.2	45.13	54	-8.87	74	-28.87	-	-	0-360	100	H
8	** 1.9078	51.52	Pk	30.7	-35.7	46.52	54	-7.48	74	-27.48	68.2	-21.68	0-360	200	V
9	* ** 4.17492	41.97	Pk	33.5	-31.3	44.17	54	-9.83	74	-29.83	-	-	0-360	200	V
6	* ** 8.40743	37.19	Pk	35.8	-26.2	46.79	54	-7.21	74	-27.21	-	-	0-360	100	H
7	* ** 9.39524	37.23	PK-U	36.6	-24.6	49.23	-	-	74	-24.77	-	-	192	400	H
	* ** 9.39464	25.29	ADV	36.6	-24.6	37.29	54	-16.71	-	-	-	-	192	400	H
12	* ** 8.07266	38.82	Pk	35.8	-26.9	47.72	54	-6.28	74	-26.28	-	-	0-360	200	V
13	* ** 9.39847	37.17	PK-U	36.6	-24.7	49.07	-	-	74	-24.93	-	-	172	355	V
	* ** 9.39904	25.14	ADV	36.6	-24.8	36.94	54	-17.06	-	-	-	-	172	355	V
1	1.88332	52.02	Pk	30.7	-35.6	47.12	54	-6.88	74	-26.88	68.2	-21.08	0-360	100	H
2	2.18456	50.2	Pk	31.6	-35.6	46.2	54	-7.8	74	-27.8	68.2	-22	0-360	100	H
4	6.6959	46.82	PK-U	35.4	-27.7	54.52	-	-	74	-19.48	68.2	-13.68	262	137	H
10	6.69595	46.28	PK-U	35.4	-27.7	53.98	-	-	74	-20.02	68.2	-14.22	264	238	V
5	7.81451	52.45	PK-U	35.8	-27.2	61.05	-	-	74	-12.95	68.2	-7.15	262	118	H
11	7.81451	52.45	PK-U	35.8	-27.2	61.05	-	-	74	-12.95	68.2	-7.15	262	118	H

* - indicates frequency in CFR47 Pt 15 / IC RSS-Restricted Band
** - indicates frequency in Taiwan NCC LP0002 Restricted Band
Pk - Peak detector
PK-U - Maximum Peak
ADV - Linear Voltage Average

UL LLC
12 Laboratory Drive, Research Triangle Park, NC 27709; USA TEL:(919)549-1400
This report shall not be reproduced except in full, without the written approval of UL LLC

HIGH CHANNEL RESULTS

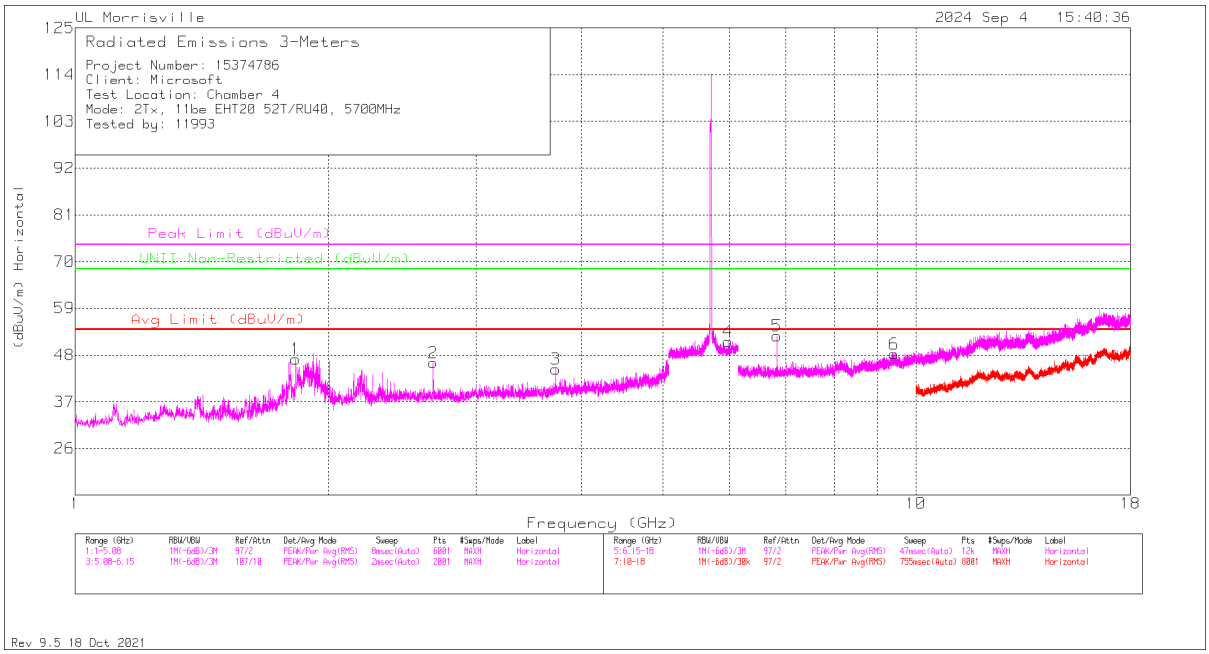

HORIZONTAL

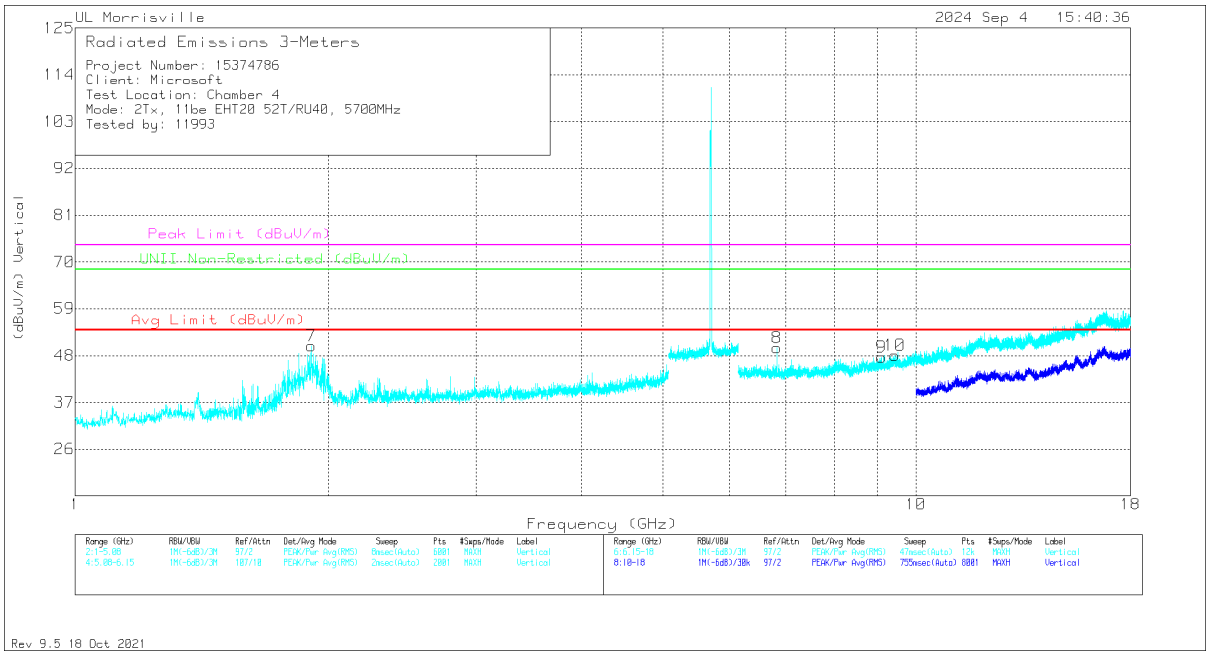

VERTICAL

UL LLC
12 Laboratory Drive, Research Triangle Park, NC 27709; USA TEL:(919)549-1400

This report shall not be reproduced except in full, without the written approval of UL LLC

RADIATED EMISSIONS

Marker	Frequency (GHz)	Meter Reading (dBuV)	Det	89509 ACF (dB/m)	Gain/Loss (dB)	Corrected Reading (dBuV/m)	Avg Limit (dBuV/m)	Margin (dB)	Peak Limit (dBuV/m)	PK Margin (dB)	UNII Non-Restricted (dBuV/m)	PK Margin (dB)	Azimuth (Degs)	Height (cm)	Polarity
1	** 1.82892	52.28	Pk	30.3	-35.5	47.08	54	-6.92	74	-26.92	68.2	-21.12	0-360	100	H
2	* ** 2.666	49.33	Pk	32.4	-35.5	46.23	54	-7.77	74	-27.77	-	-	0-360	100	H
3	* ** 3.72748	44.68	Pk	33.1	-33.1	44.68	54	-9.32	74	-29.32	-	-	0-360	100	H
7	** 1.90866	59.66	PK-U	30.7	-35.7	54.66	-	-	-	-	68.2	-13.54	289	355	V
	** 1.90962	36.22	ADV	30.7	-35.7	31.22	54	-22.78	-	-	-	-	289	355	V
6	* ** 9.42704	37.12	PK-U	36.7	-25	48.82	-	-	74	-25.18	-	-	8	230	H
	* ** 9.42927	24.99	ADV	36.7	-25	36.69	54	-17.31	-	-	-	-	8	230	H
9	* ** 9.1046	36.32	Pk	36.3	-25	47.62	54	-6.38	74	-26.38	-	-	0-360	200	V
10	* ** 9.44201	37.27	PK-U	36.7	-24.9	49.07	-	-	74	-24.93	-	-	145	322	V
	* ** 9.443	24.86	ADV	36.7	-24.9	36.66	54	-17.34	-	-	-	-	145	322	V
4	5.9807	34.69	PK-U	35	-18.1	51.59	-	-	-	-	68.2	-16.61	71	205	H
5	6.83996	46.58	PK-U	35.4	-27.5	54.48	-	-	-	-	68.2	-13.72	255	130	H
8	6.83999	45.72	PK-U	35.4	-27.5	53.62	-	-	-	-	68.2	-14.58	270	261	V

* - indicates frequency in CFR47 Pt 15 / IC RSS-Restricted Band
** - indicates frequency in Taiwan NCC LP0002 Restricted Band
Pk - Peak detector
PK-U - Maximum Peak
ADV - Linear Voltage Average

UL LLC
12 Laboratory Drive, Research Triangle Park, NC 27709; USA TEL:(919)549-1400
This report shall not be reproduced except in full, without the written approval of UL LLC

TX ABOVE 1 GHz 802.11be EHT20 52T+26T MODE IN THE 5.6 GHz BAND

2TX CHAIN 0 + CHAIN 1 MODE (Low Gain) Low BE 5500 MHz

SUMMED BANDEDGE DATA (Pk)

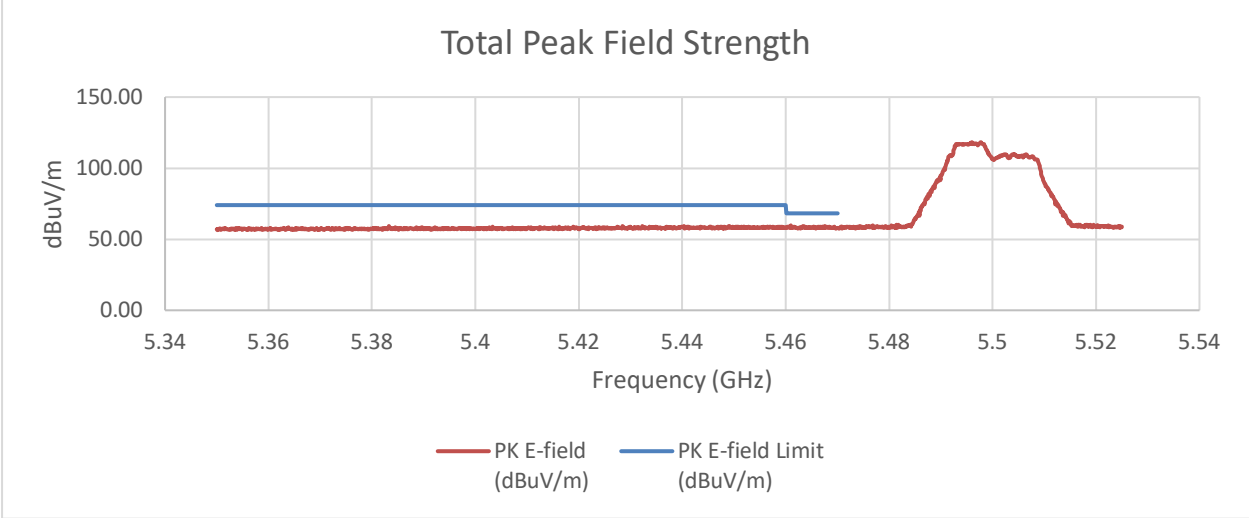

SUMMED BANDEDGE DATA (Av)

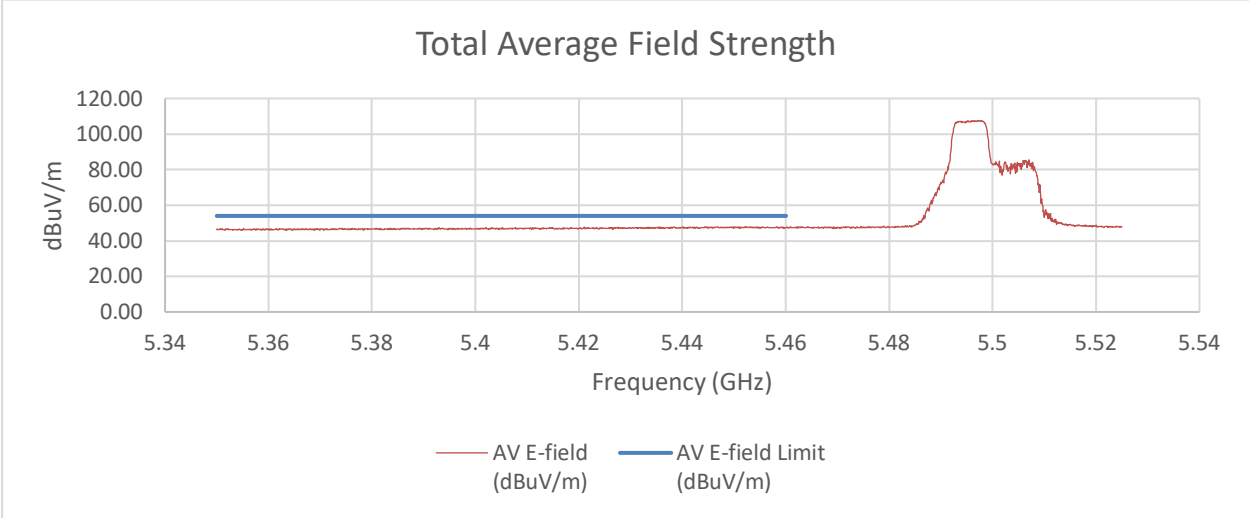

Summed Pk and Av Data at Restricted Band

Frequency (GHz)	PK Reading C1 (dBm)	PK Reading C2 (dBm)	PK EIRP (dBm)	PK E-field (dBuV/m)	PK E-field Limit (dBuV/m)	Margin (dB)
5.46	-48.74	-48.02	-37.14	58.11	74.00	-15.89
5.47	-48.22	-48.45	-37.11	58.14	68.20	-10.06
Frequency (GHz)	**AV Reading C1 (dBm)**	**AV Reading C2 (dBm)**	**AV EIRP (dBm)**	**AV E-field (dBuV/m)**	**AV E-field Limit (dBuV/m)**	**Margin (dB)**
5.46	-59.65	-58.60	-47.87	47.38	54.00	-6.62

An array gain of 8.21 dBi was used in the calculation of the summed data.

UL LLC
12 Laboratory Drive, Research Triangle Park, NC 27709; USA TEL:(919)549-1400
This report shall not be reproduced except in full, without the written approval of UL LLC

2TX CHAIN 0 + CHAIN 1 MODE (Low Gain) High BE

SUMMED BANDEDGE DATA (Pk)

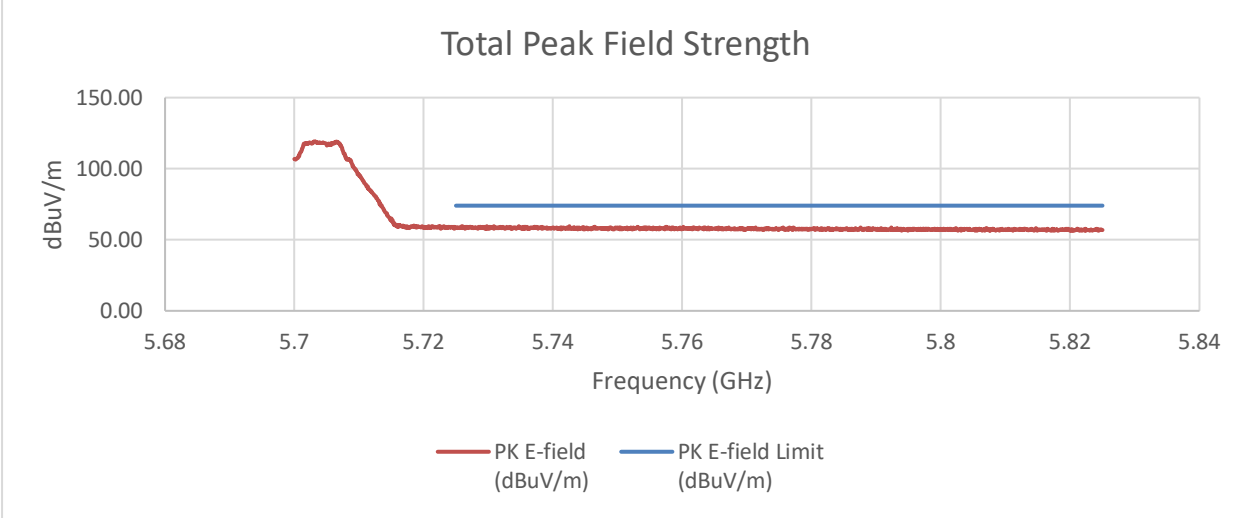

Summed Pk Data at Restricted Band

Frequency (GHz)	PK Reading C1 (dBm)	PK Reading C2 (dBm)	PK EIRP (dBm)	PK E-field (dBuV/m)	PK E-field Limit (dBuV/m)	Margin (dB)
5.725	-48.47	-47.12	-36.52	58.74	74.00	-15.26

An array gain of 8.21 dBi was used in the calculation of the summed data.

UL LLC
12 Laboratory Drive, Research Triangle Park, NC 27709; USA TEL:(919)549-1400
This report shall not be reproduced except in full, without the written approval of UL LLC

2TX CHAIN 0 + CHAIN 1 MODE (Mid Gain) Low BE 5500 MHz

SUMMED BANDEDGE DATA (Pk)

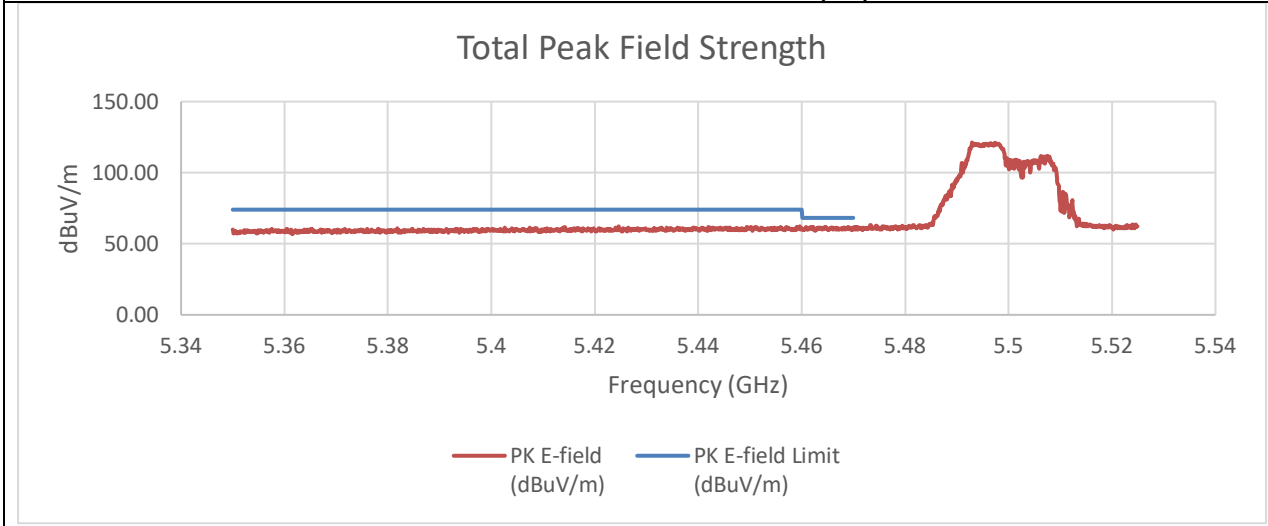

SUMMED BANDEDGE DATA (Av)

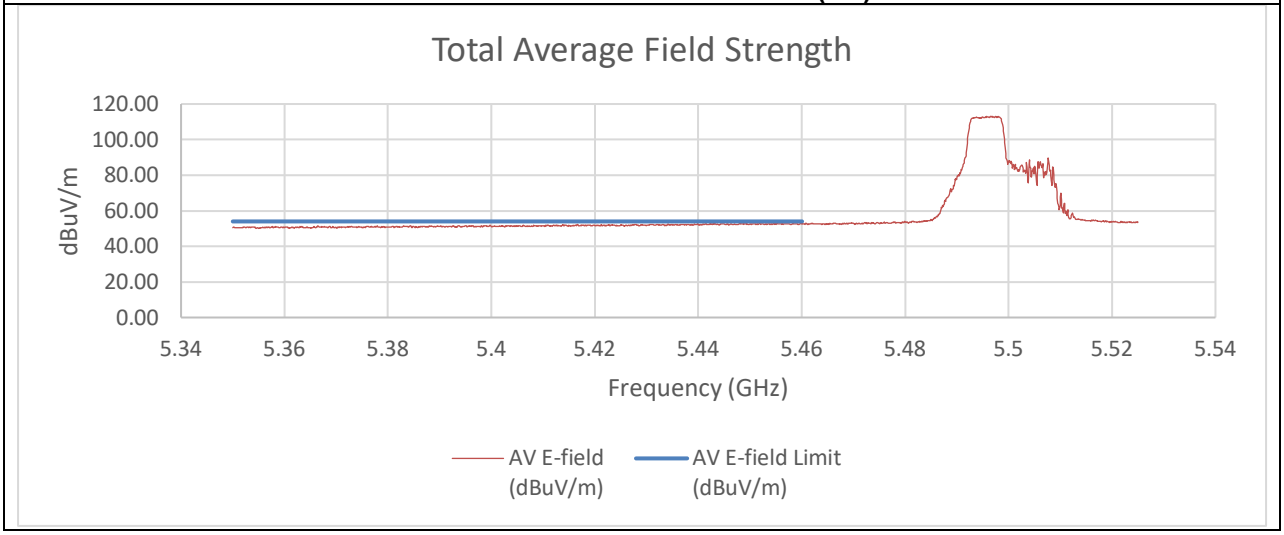

Summed Pk and Av Data at Restricted Band

Frequency (GHz)	PK Reading C1 (dBm)	PK Reading C2 (dBm)	PK EIRP (dBm)	PK E-field (dBuV/m)	PK E-field Limit (dBuV/m)	Margin (dB)
5.46	-47.35	-47.61	-34.16	61.10	74.00	-12.90
5.47	-47.88	-46.93	-34.06	61.20	68.20	-7.00
Frequency (GHz)	**AV Reading C1 (dBm)**	**AV Reading C2 (dBm)**	**AV EIRP (dBm)**	**AV E-field (dBuV/m)**	**AV E-field Limit (dBuV/m)**	**Margin (dB)**
5.46	-56.13	-55.83	-42.66	52.60	54.00	-1.40

An array gain of 10.31 dBi was used in the calculation of the summed data.

UL LLC
12 Laboratory Drive, Research Triangle Park, NC 27709; USA TEL:(919)549-1400
This report shall not be reproduced except in full, without the written approval of UL LLC

2TX CHAIN 0 + CHAIN 1 MODE (Mid Gain) High BE

SUMMED BANDEDGE DATA (Pk)

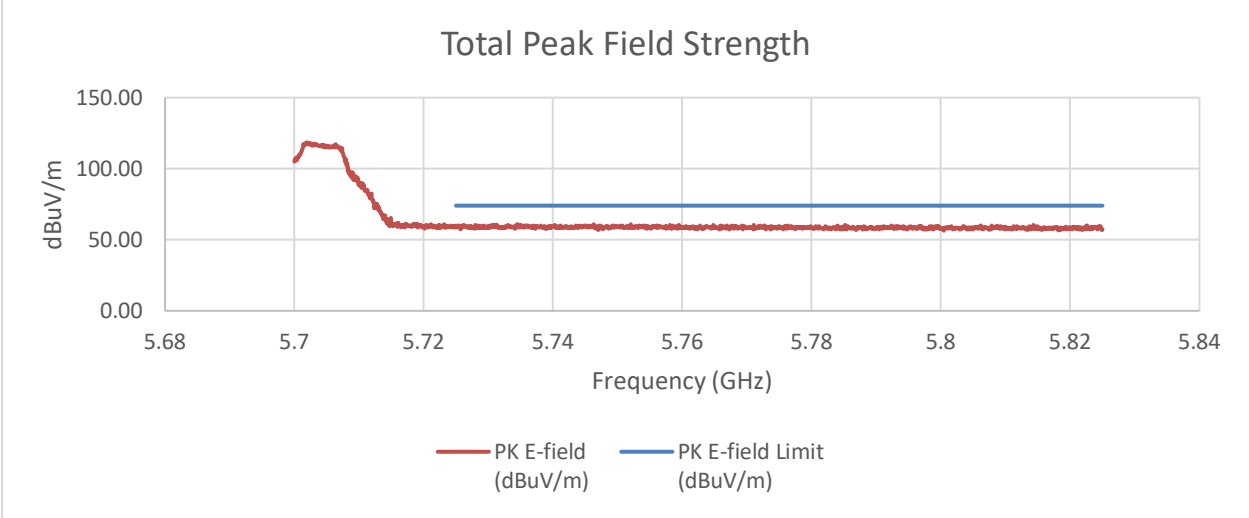

Summed Pk Data at Restricted Band

Frequency (GHz)	PK Reading C1 (dBm)	PK Reading C2 (dBm)	PK EIRP (dBm)	PK E-field (dBuV/m)	PK E-field Limit (dBuV/m)	Margin (dB)
5.725	-48.45	-48.97	-35.38	59.88	74.00	-14.12

An array gain of 10.31 dBi was used in the calculation of the summed data.

UL LLC
12 Laboratory Drive, Research Triangle Park, NC 27709; USA TEL:(919)549-1400
This report shall not be reproduced except in full, without the written approval of UL LLC

2TX CHAIN 0 + CHAIN 1 MODE (High Gain) Low BE 5500 MHz

PK MEASUREMENT

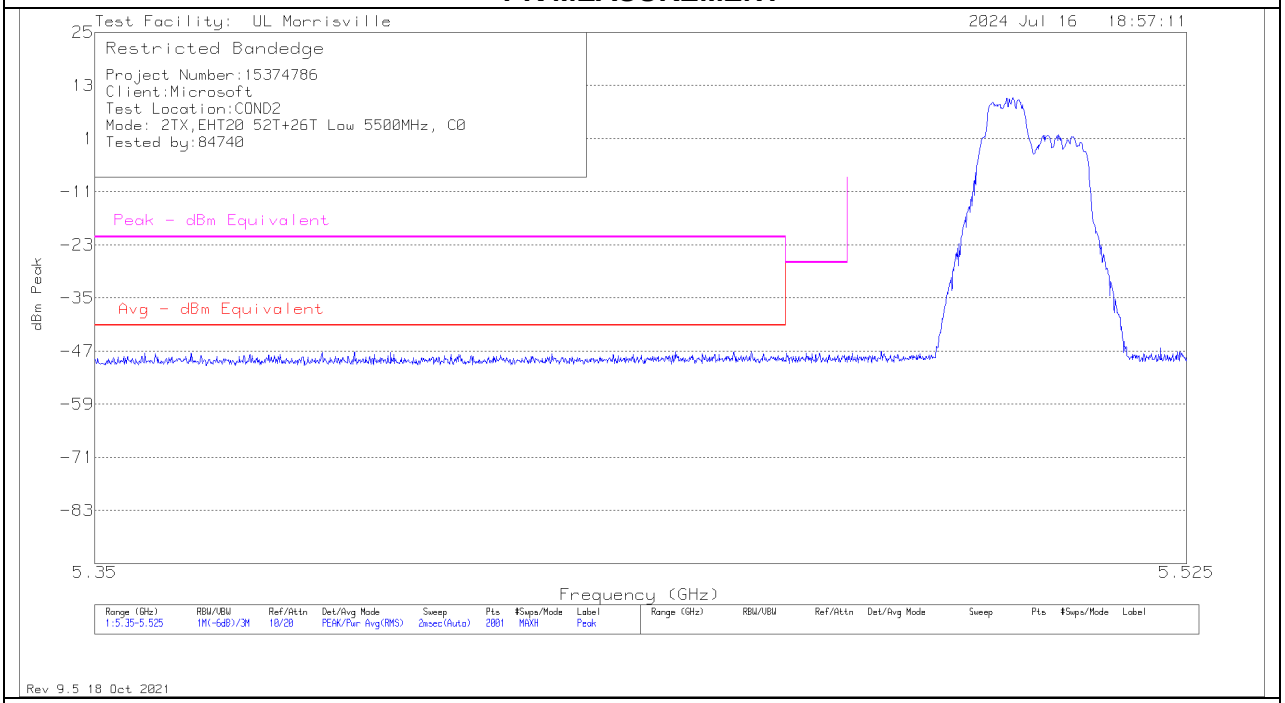

AVERAGE MEASUREMENT

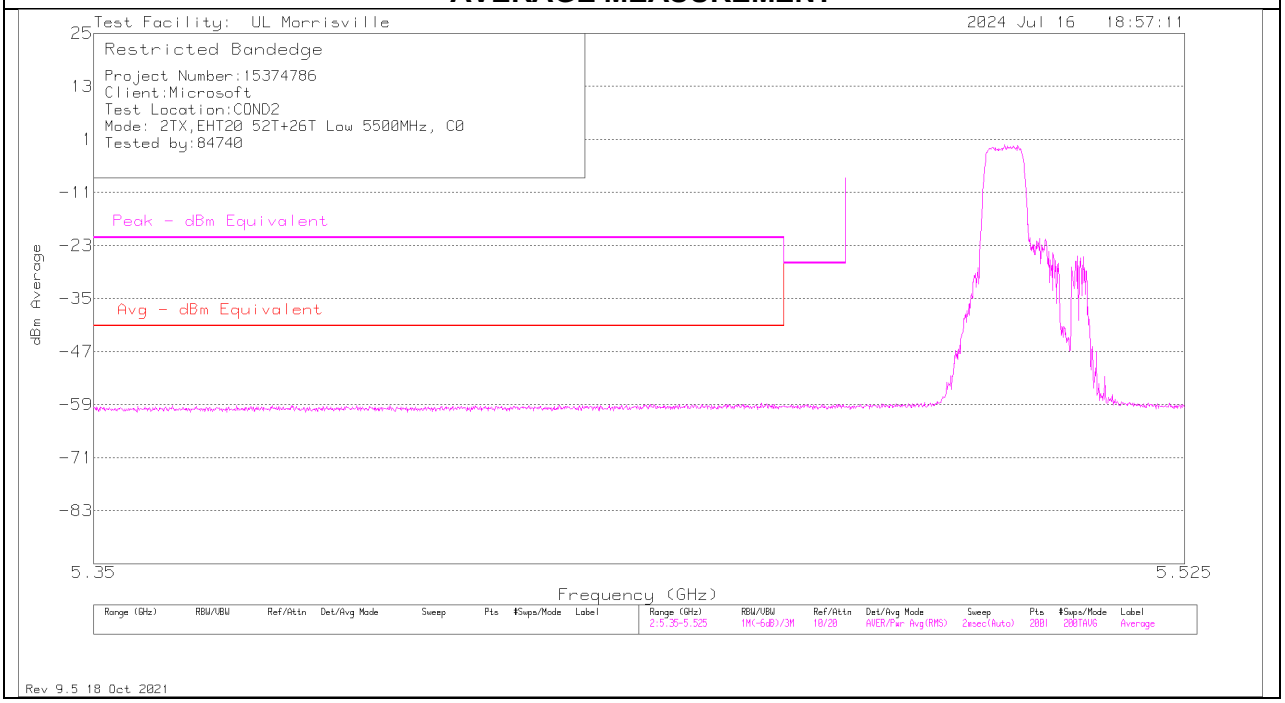

UL LLC
12 Laboratory Drive, Research Triangle Park, NC 27709; USA TEL:(919)549-1400

This report shall not be reproduced except in full, without the written approval of UL LLC

SUMMED BANDEDGE DATA (Pk)

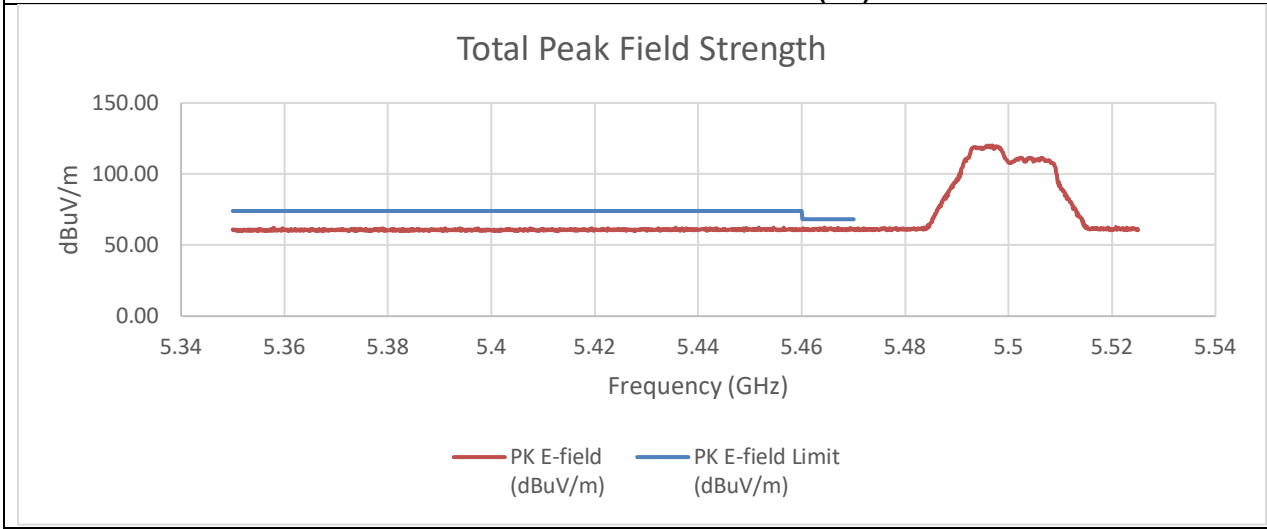

SUMMED BANDEDGE DATA (Av)

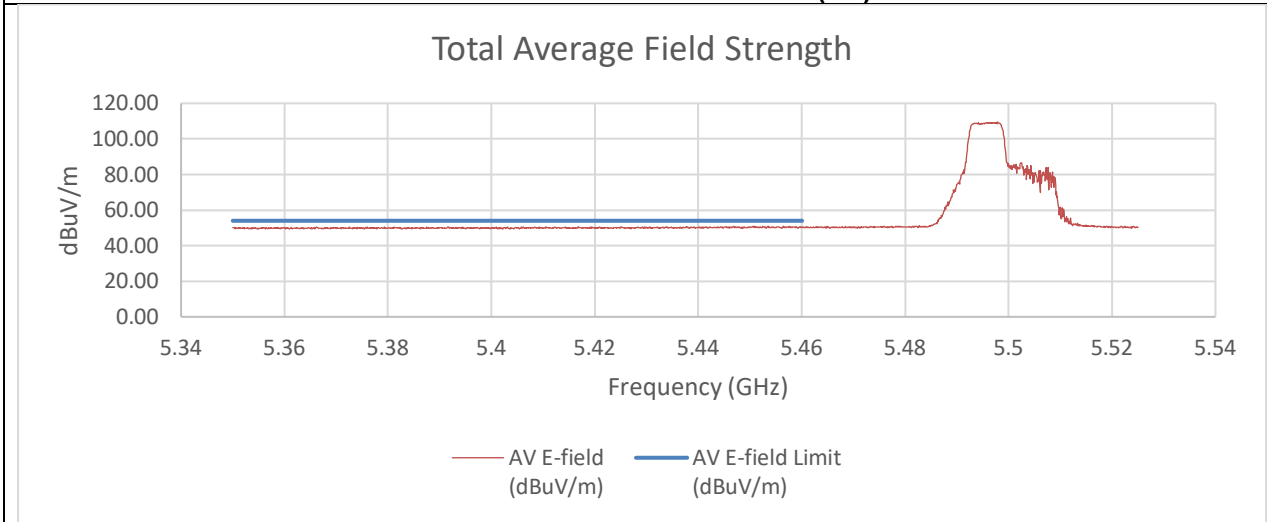

Summed Pk and Av Data at Restricted Band

Frequency (GHz)	PK Reading C1 (dBm)	PK Reading C2 (dBm)	PK EIRP (dBm)	PK E-field (dBuV/m)	PK E-field Limit (dBuV/m)	Margin (dB)
5.46	-49.19	-49.06	-34.44	60.81	74.00	-13.19
5.47	-49.55	-48.92	-34.54	60.71	68.20	-7.49
Frequency (GHz)	**AV Reading C1 (dBm)**	**AV Reading C2 (dBm)**	**AV EIRP (dBm)**	**AV E-field (dBuV/m)**	**AV E-field Limit (dBuV/m)**	**Margin (dB)**
5.46	-59.32	-60.24	-45.08	50.18	54.00	-3.82

An array gain of 11.67 dBi was used in the calculation of the summed data.

UL LLC
12 Laboratory Drive, Research Triangle Park, NC 27709; USA TEL:(919)549-1400
This report shall not be reproduced except in full, without the written approval of UL LLC

2TX CHAIN 0 + CHAIN 1 MODE (High Gain) High BE

PK MEASUREMENT

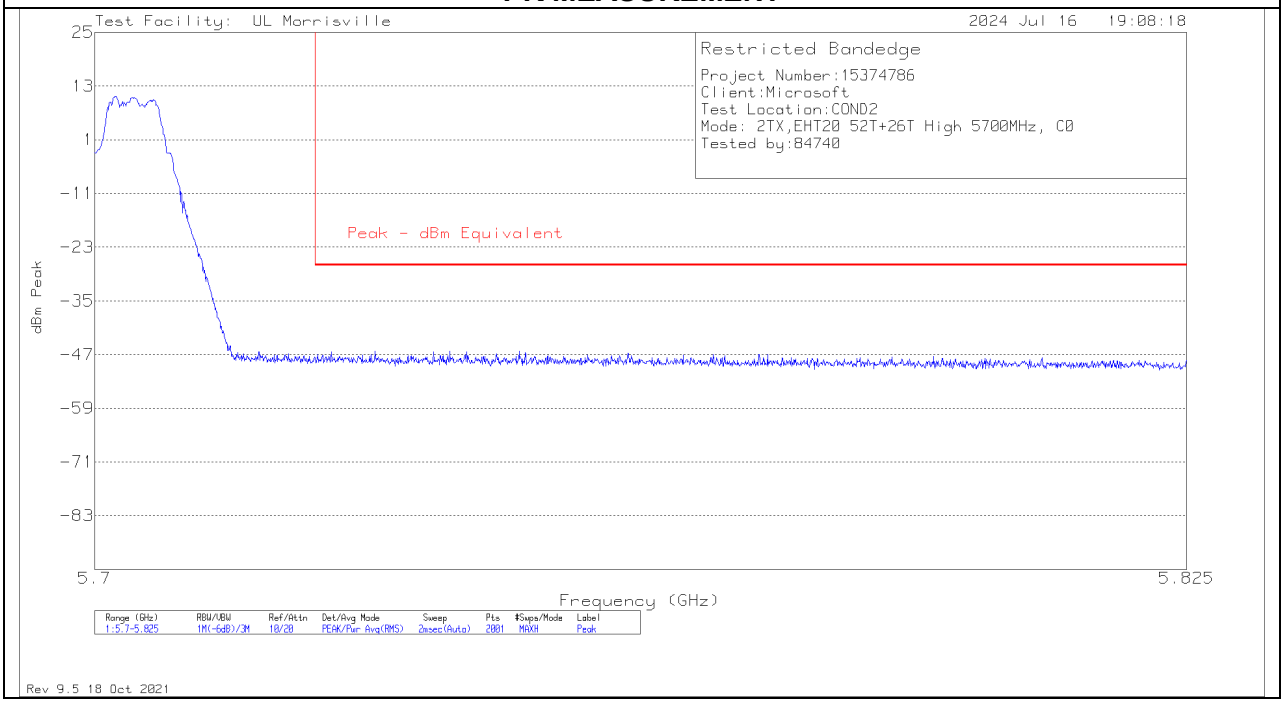

SUMMED BANDEDGE DATA (Pk)

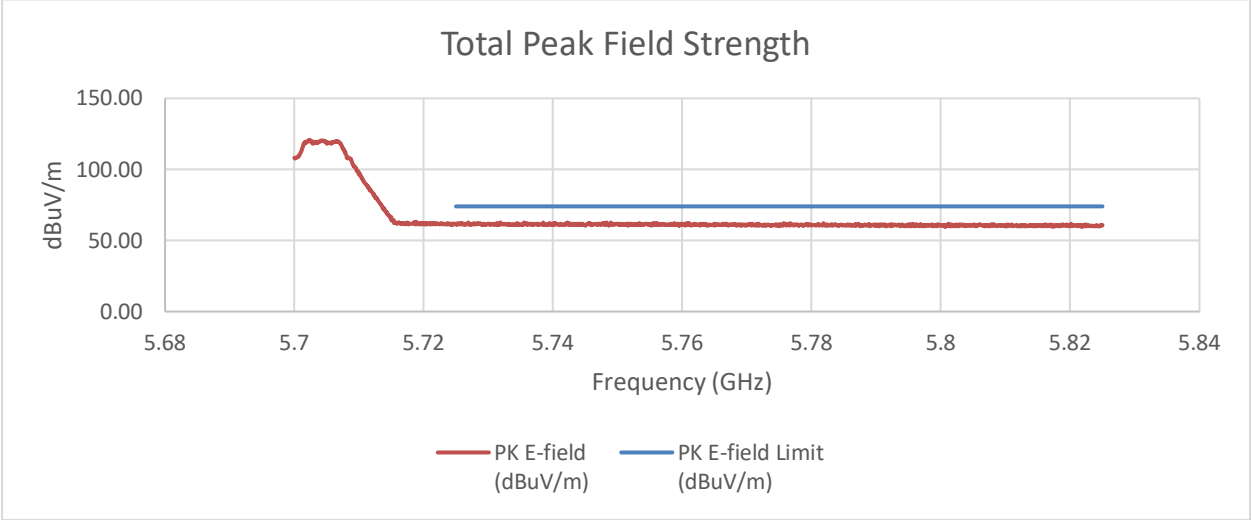

Summed Pk Data at Restricted Band

Frequency (GHz)	PK Reading C1 (dBm)	PK Reading C2 (dBm)	PK EIRP (dBm)	PK E-field (dBuV/m)	PK E-field Limit (dBuV/m)	Margin (dB)
5.725	-47.63	-49.15	-33.64	61.61	74.00	-12.39

An array gain of 11.67 dBi was used in the calculation of the summed data.

UL LLC
12 Laboratory Drive, Research Triangle Park, NC 27709; USA TEL:(919)549-1400

This report shall not be reproduced except in full, without the written approval of UL LLC

TX ABOVE 1 GHz 802.11be EHT20 106T MODE IN THE 5.6 GHz BAND

2TX CHAIN 0 + CHAIN 1 MODE (Low Gain) Low BE 5500 MHz

SUMMED BANDEDGE DATA (Pk)

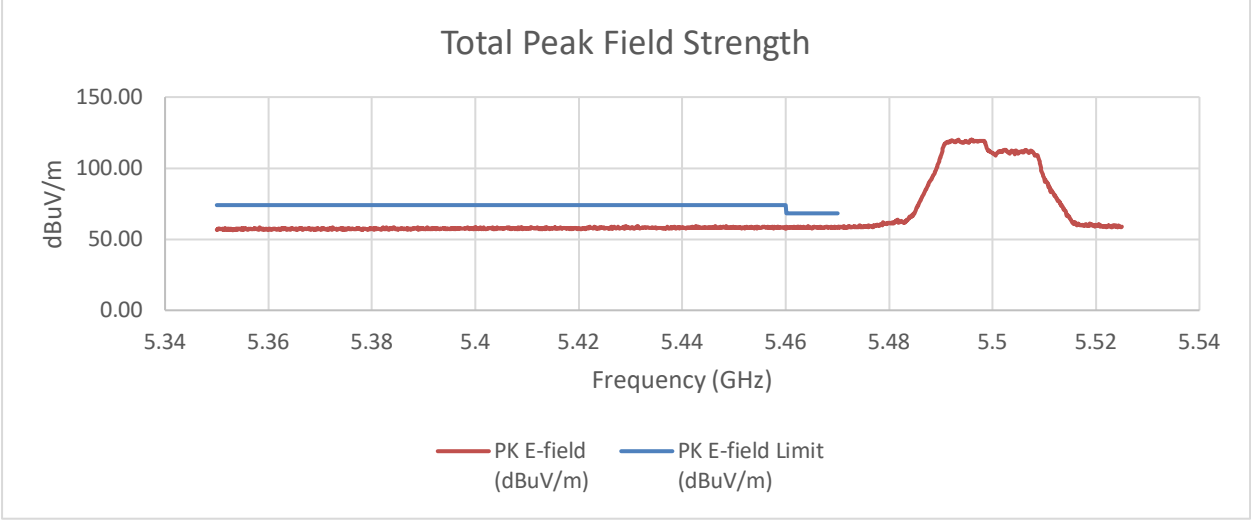

SUMMED BANDEDGE DATA (Av)

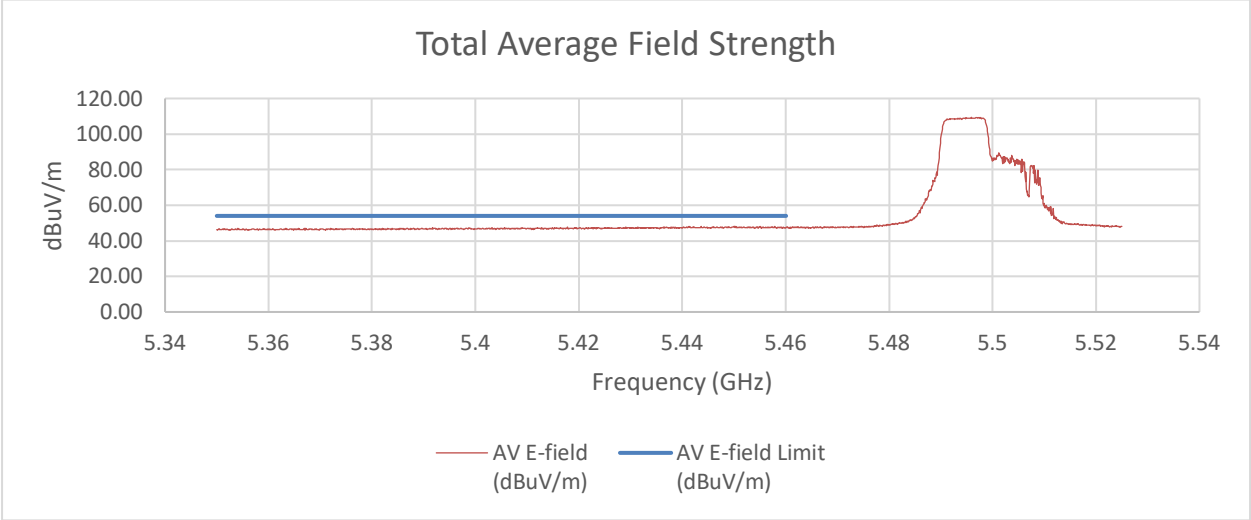

Summed Pk and Av Data at Restricted Band

Frequency (GHz)	PK Reading C1 (dBm)	PK Reading C2 (dBm)	PK EIRP (dBm)	PK E-field (dBuV/m)	PK E-field Limit (dBuV/m)	Margin (dB)
5.46	-47.74	-48.09	-36.69	58.57	74.00	-15.43
5.47	-48.27	-48.28	-37.05	58.20	68.20	-10.00
Frequency (GHz)	**AV Reading C1 (dBm)**	**AV Reading C2 (dBm)**	**AV EIRP (dBm)**	**AV E-field (dBuV/m)**	**AV E-field Limit (dBuV/m)**	**Margin (dB)**
5.46	-59.95	-58.49	-47.94	47.32	54.00	-6.68

An array gain of 8.21 dBi was used in the calculation of the summed data.

UL LLC
12 Laboratory Drive, Research Triangle Park, NC 27709; USA TEL:(919)549-1400
This report shall not be reproduced except in full, without the written approval of UL LLC

2TX CHAIN 0 + CHAIN 1 MODE (Low Gain) High BE 5700 MHz

SUMMED BANDEDGE DATA (Pk)

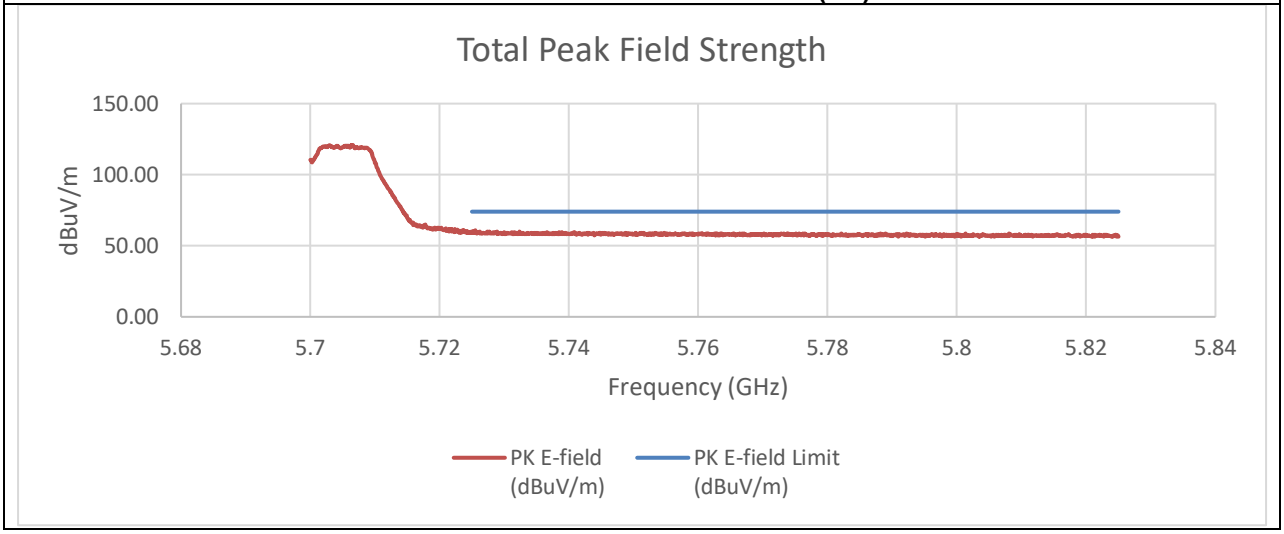

Summed Pk Data at Restricted Band

Frequency (GHz)	PK Reading C1 (dBm)	PK Reading C2 (dBm)	PK EIRP (dBm)	PK E-field (dBuV/m)	PK E-field Limit (dBuV/m)	Margin (dB)
5.725	-47.18	-47.25	-35.99	59.26	74.00	-14.74

An array gain of 8.21 dBi was used in the calculation of the summed data.

UL LLC
12 Laboratory Drive, Research Triangle Park, NC 27709; USA TEL:(919)549-1400
This report shall not be reproduced except in full, without the written approval of UL LLC

2TX CHAIN 0 + CHAIN 1 MODE (Mid Gain) Low BE 5500 MHz

SUMMED BANDEDGE DATA (Pk)

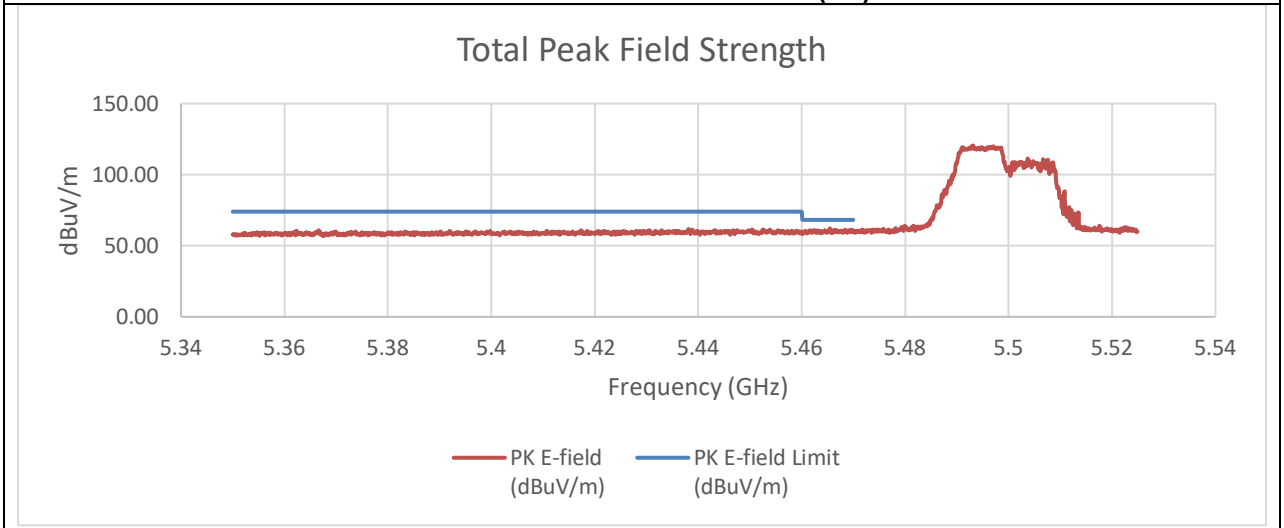

SUMMED BANDEDGE DATA (Av)

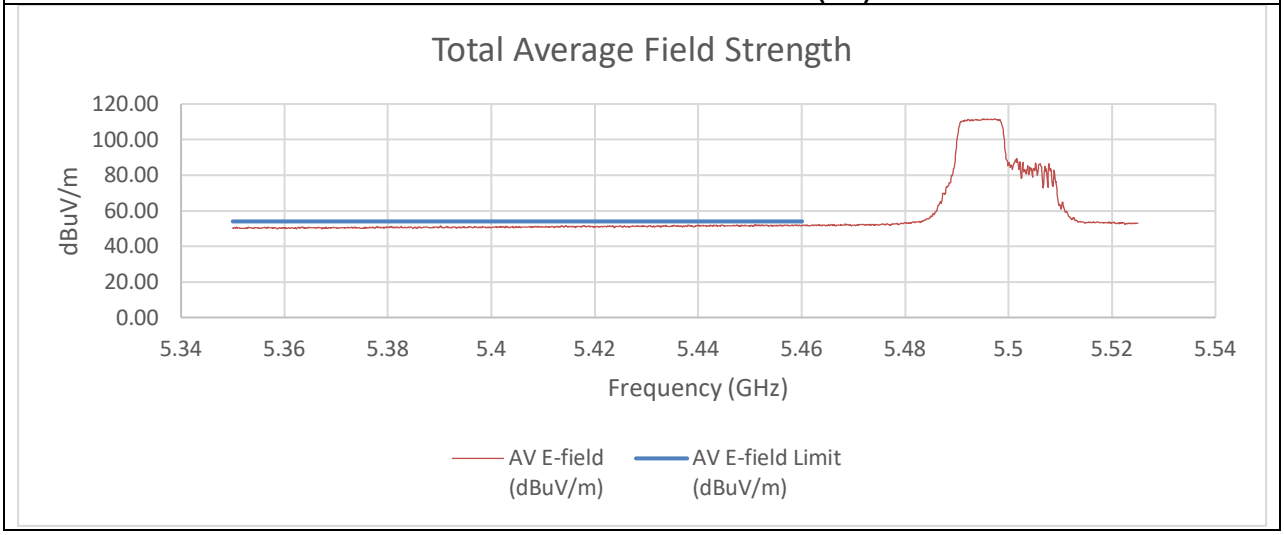

Summed Pk and Av Data at Restricted Band

Frequency (GHz)	PK Reading C1 (dBm)	PK Reading C2 (dBm)	PK EIRP (dBm)	PK E-field (dBuV/m)	PK E-field Limit (dBuV/m)	Margin (dB)
5.46	-49.19	-48.75	-35.64	59.61	74.00	-14.39
5.47	-48.54	-49.68	-35.75	59.51	68.20	-8.69
Frequency (GHz)	**AV Reading C1 (dBm)**	**AV Reading C2 (dBm)**	**AV EIRP (dBm)**	**AV E-field (dBuV/m)**	**AV E-field Limit (dBuV/m)**	**Margin (dB)**
5.46	-57.20	-56.54	-43.54	51.72	54.00	-2.28

An array gain of 10.31 dBi was used in the calculation of the summed data.

UL LLC
12 Laboratory Drive, Research Triangle Park, NC 27709; USA TEL:(919)549-1400
This report shall not be reproduced except in full, without the written approval of UL LLC

2TX CHAIN 0 + CHAIN 1 MODE (Mid Gain) High BE 5700 MHz

SUMMED BANDEDGE DATA (Pk)

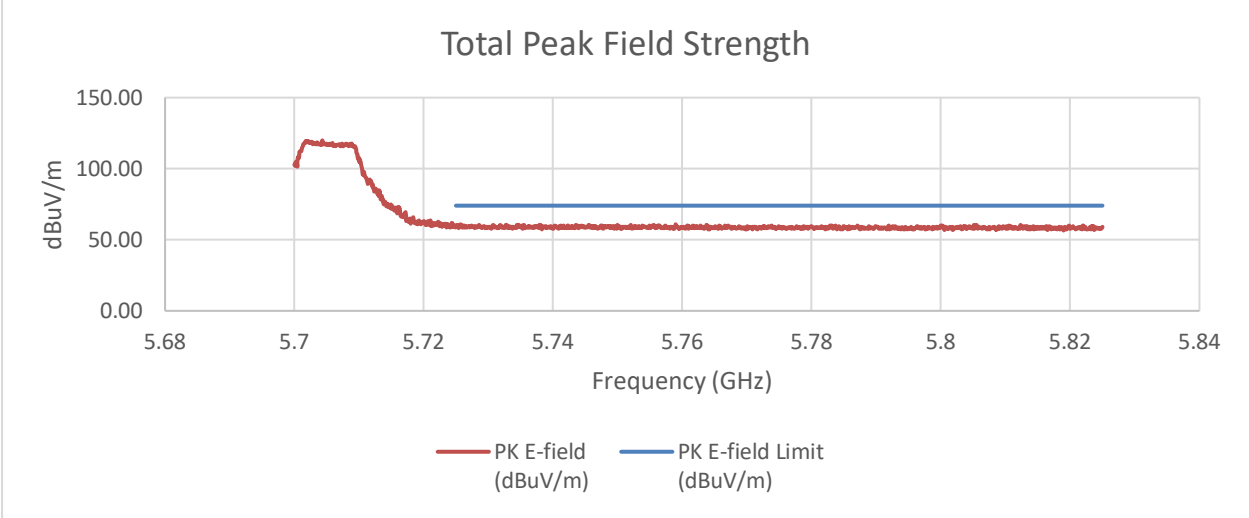

Summed Pk Data at Restricted Band

Frequency (GHz)	PK Reading C1 (dBm)	PK Reading C2 (dBm)	PK EIRP (dBm)	PK E-field (dBuV/m)	PK E-field Limit (dBuV/m)	Margin (dB)
5.725	-50.10	-48.84	-36.10	59.15	74.00	-14.85

An array gain of 10.31 dBi was used in the calculation of the summed data.

UL LLC
12 Laboratory Drive, Research Triangle Park, NC 27709; USA TEL:(919)549-1400
This report shall not be reproduced except in full, without the written approval of UL LLC

2TX CHAIN 0 + CHAIN 1 MODE (High Gain) Low BE 5500 MHz

PK MEASUREMENT

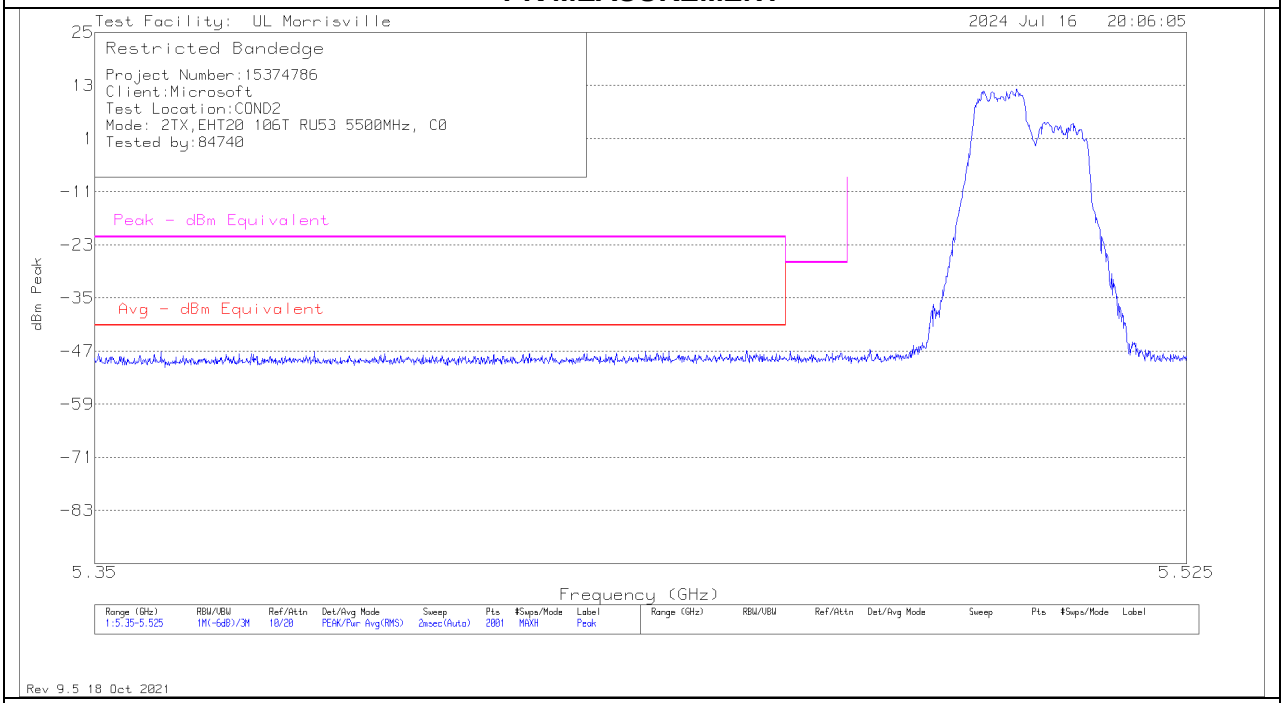

AVERAGE MEASUREMENT

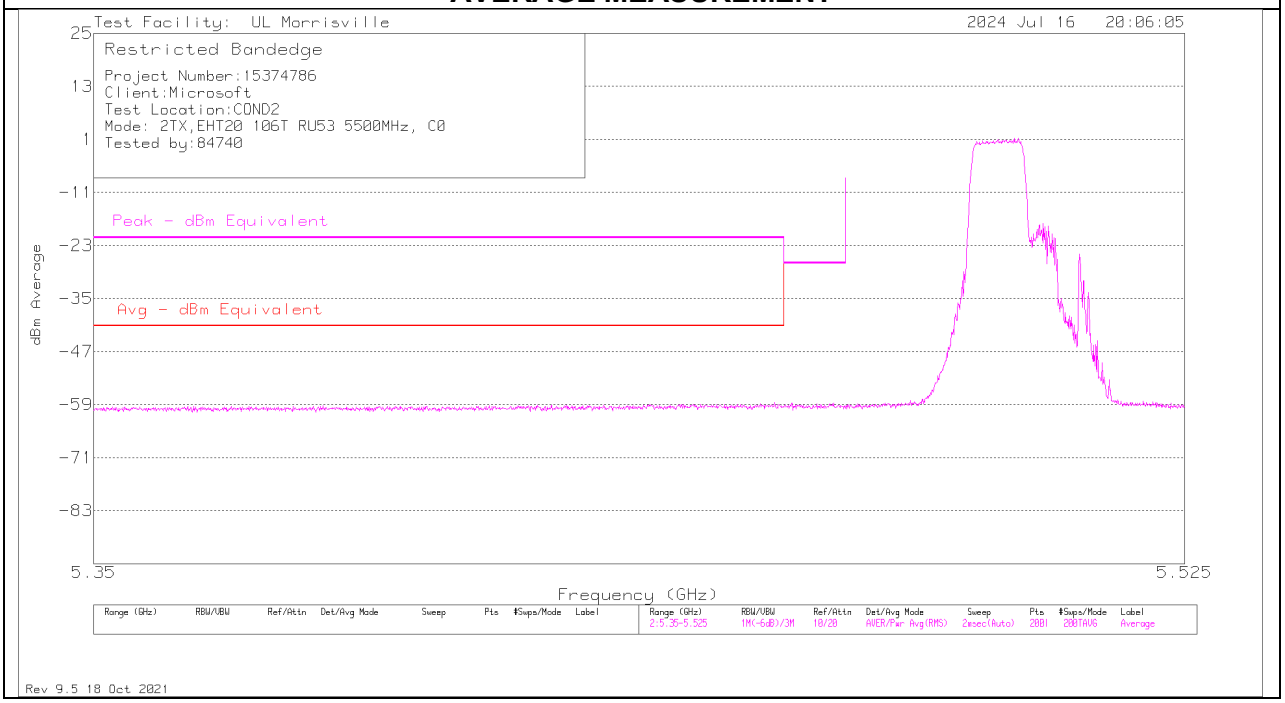

UL LLC
12 Laboratory Drive, Research Triangle Park, NC 27709; USA TEL:(919)549-1400

This report shall not be reproduced except in full, without the written approval of UL LLC

SUMMED BANDEDGE DATA (Pk)

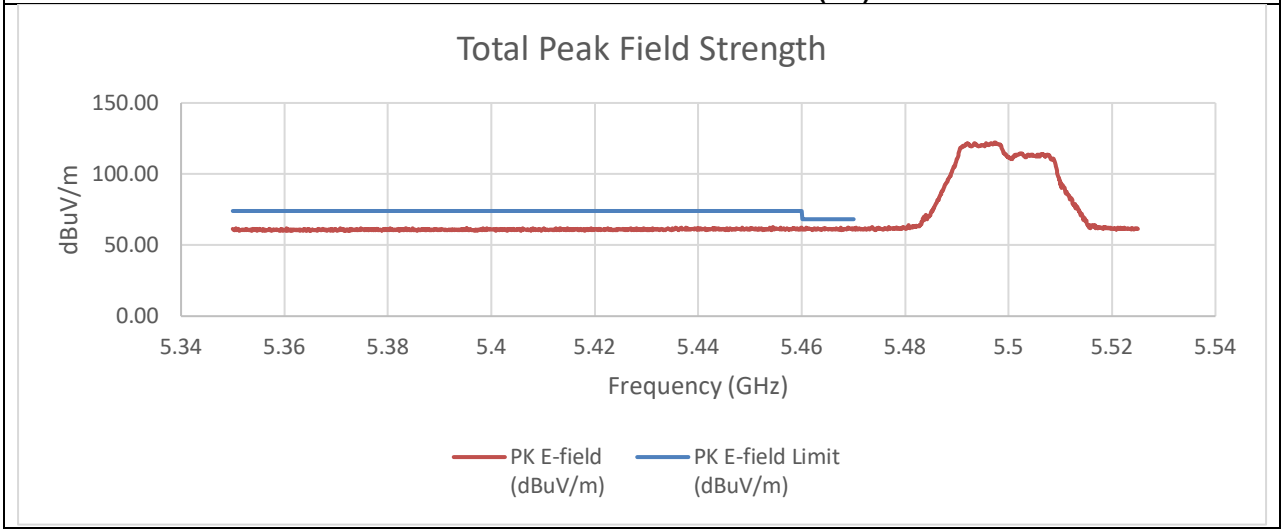

SUMMED BANDEDGE DATA (Av)

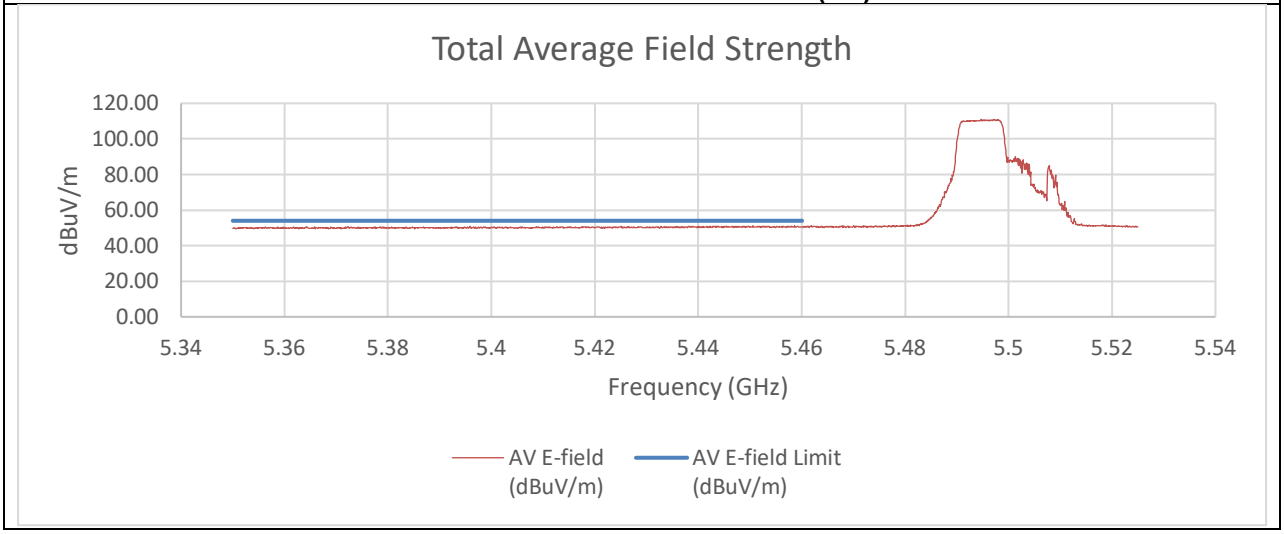

Summed Pk and Av Data at Restricted Band

Frequency (GHz)	PK Reading C1 (dBm)	PK Reading C2 (dBm)	PK EIRP (dBm)	PK E-field (dBuV/m)	PK E-field Limit (dBuV/m)	Margin (dB)
5.46	-48.72	-46.97	-33.08	62.18	74.00	-11.82
5.47	-48.68	-48.30	-33.81	61.45	68.20	-6.75
Frequency (GHz)	**AV Reading C1 (dBm)**	**AV Reading C2 (dBm)**	**AV EIRP (dBm)**	**AV E-field (dBuV/m)**	**AV E-field Limit (dBuV/m)**	**Margin (dB)**
5.46	-59.60	-59.50	-44.87	50.39	54.00	-3.61

An array gain of 11.67 dBi was used in the calculation of the summed data.

UL LLC
12 Laboratory Drive, Research Triangle Park, NC 27709; USA TEL:(919)549-1400
This report shall not be reproduced except in full, without the written approval of UL LLC

2TX CHAIN 0 + CHAIN 1 MODE (High Gain) High BE 5700 MHz

PK MEASUREMENT

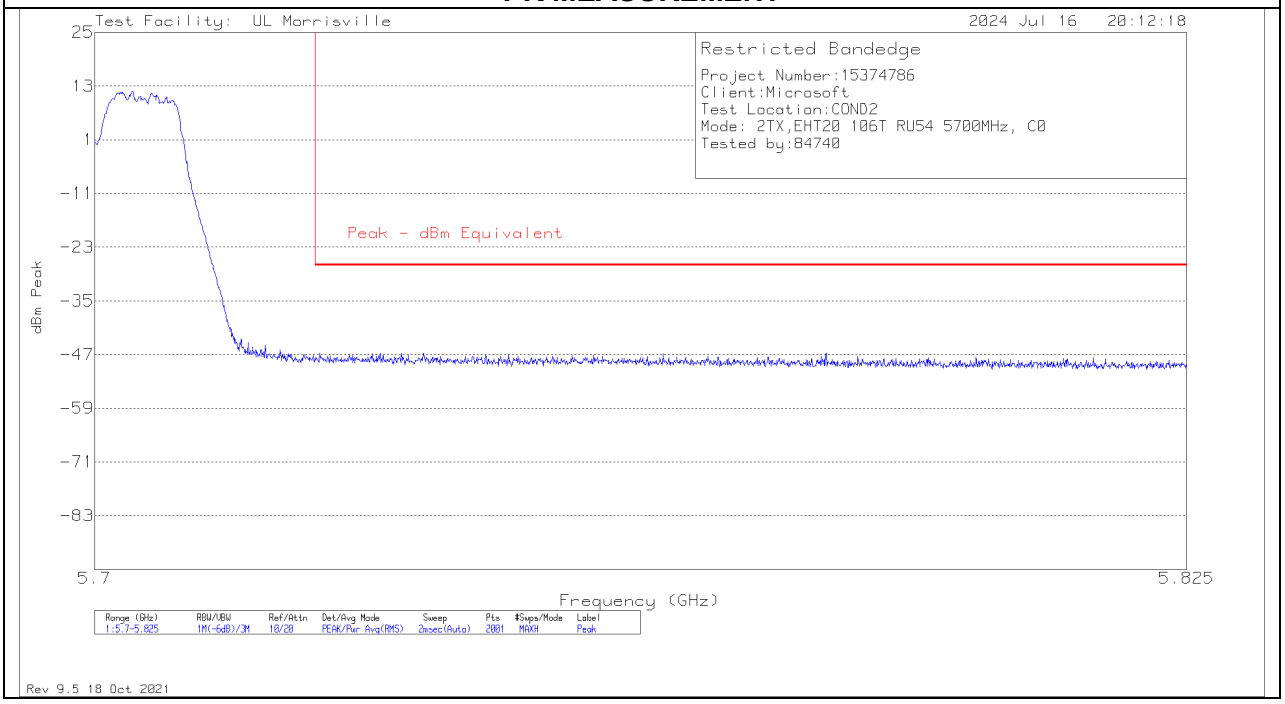

SUMMED BANDEDGE DATA (Pk)

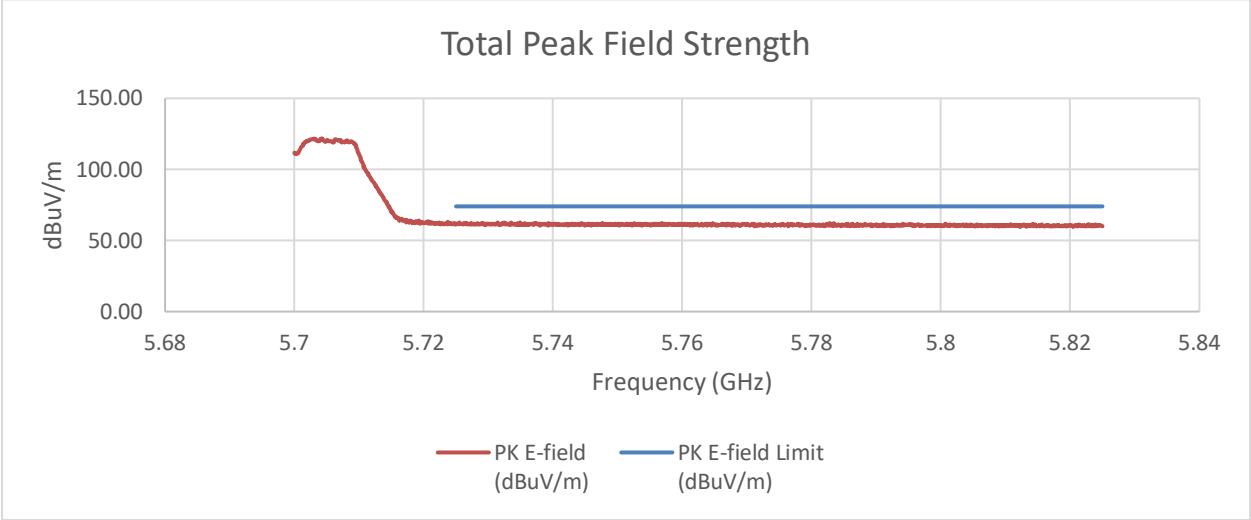

Summed Pk Data at Restricted Band

Frequency (GHz)	PK Reading C1 (dBm)	PK Reading C2 (dBm)	PK EIRP (dBm)	PK E-field (dBuV/m)	PK E-field Limit (dBuV/m)	Margin (dB)
5.725	-47.70	-48.33	-33.32	61.93	74.00	-12.07

An array gain of 11.67 dBi was used in the calculation of the summed data.

UL LLC
12 Laboratory Drive, Research Triangle Park, NC 27709; USA TEL:(919)549-1400

This report shall not be reproduced except in full, without the written approval of UL LLC

TX ABOVE 1 GHz 802.11be EHT20 106T+26T MODE IN THE 5.6 GHz BAND

2TX CHAIN 0 + CHAIN 1 MODE (Low Gain) Low BE 5500 MHz

SUMMED BANDEDGE DATA (Pk)

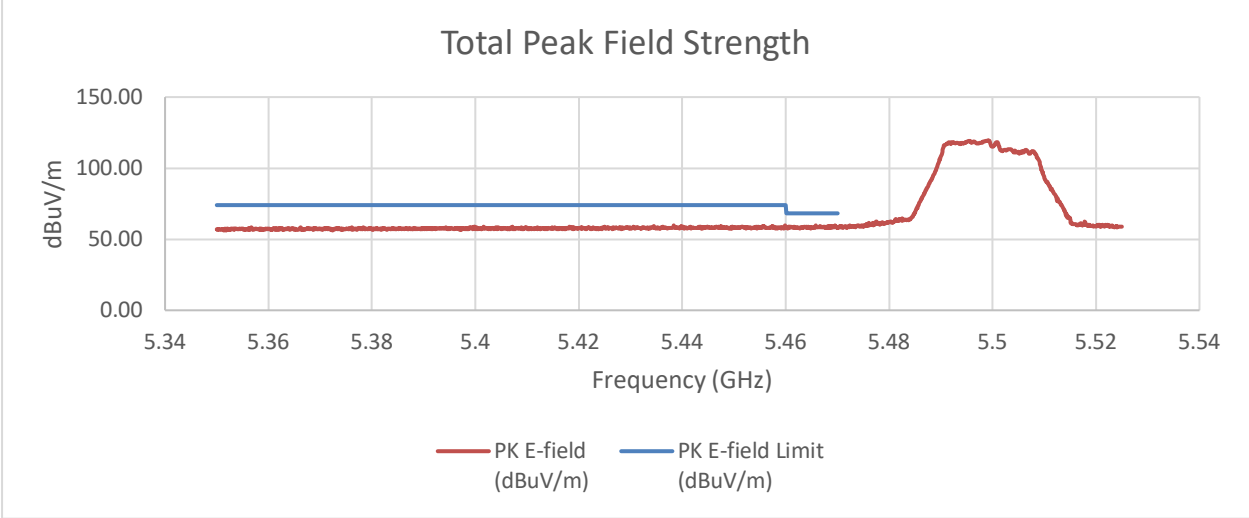

SUMMED BANDEDGE DATA (Av)

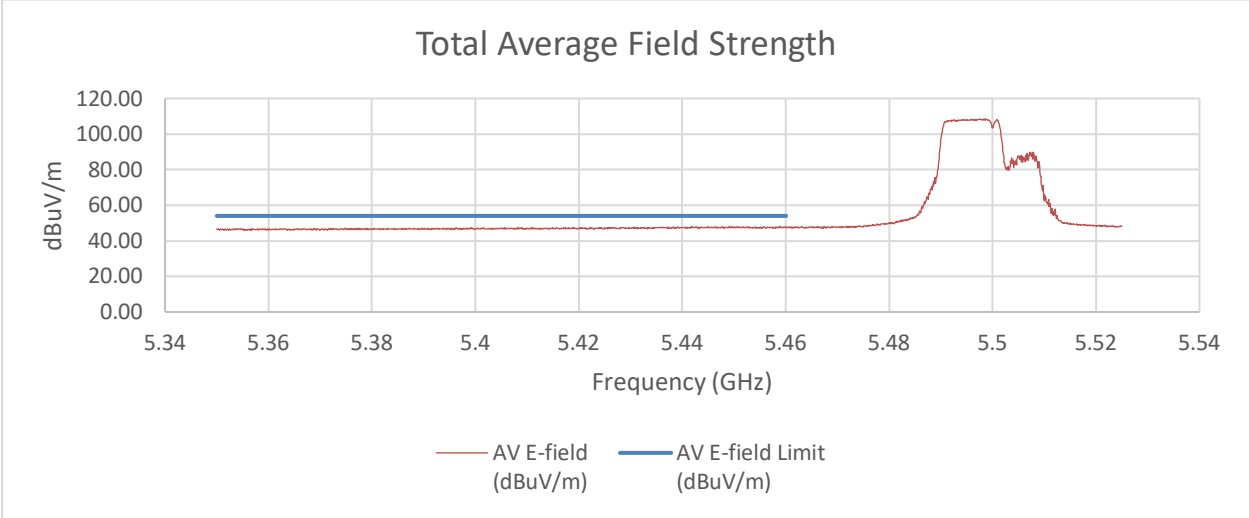

Summed Pk and Av Data at Restricted Band

Frequency (GHz)	PK Reading C1 (dBm)	PK Reading C2 (dBm)	PK EIRP (dBm)	PK E-field (dBuV/m)	PK E-field Limit (dBuV/m)	Margin (dB)
5.46	-49.26	-47.80	-37.25	58.01	74.00	-15.99
5.47	-48.72	-47.82	-37.03	58.23	68.20	-9.97
Frequency (GHz)	**AV Reading C1 (dBm)**	**AV Reading C2 (dBm)**	**AV EIRP (dBm)**	**AV E-field (dBuV/m)**	**AV E-field Limit (dBuV/m)**	**Margin (dB)**
5.46	-59.24	-58.99	-47.89	47.36	54.00	-6.64

An array gain of 8.21 dBi was used in the calculation of the summed data.

UL LLC
12 Laboratory Drive, Research Triangle Park, NC 27709; USA TEL:(919)549-1400
This report shall not be reproduced except in full, without the written approval of UL LLC

2TX CHAIN 0 + CHAIN 1 MODE (Low Gain) High BE 5700 MHz

SUMMED BANDEDGE DATA (Pk)

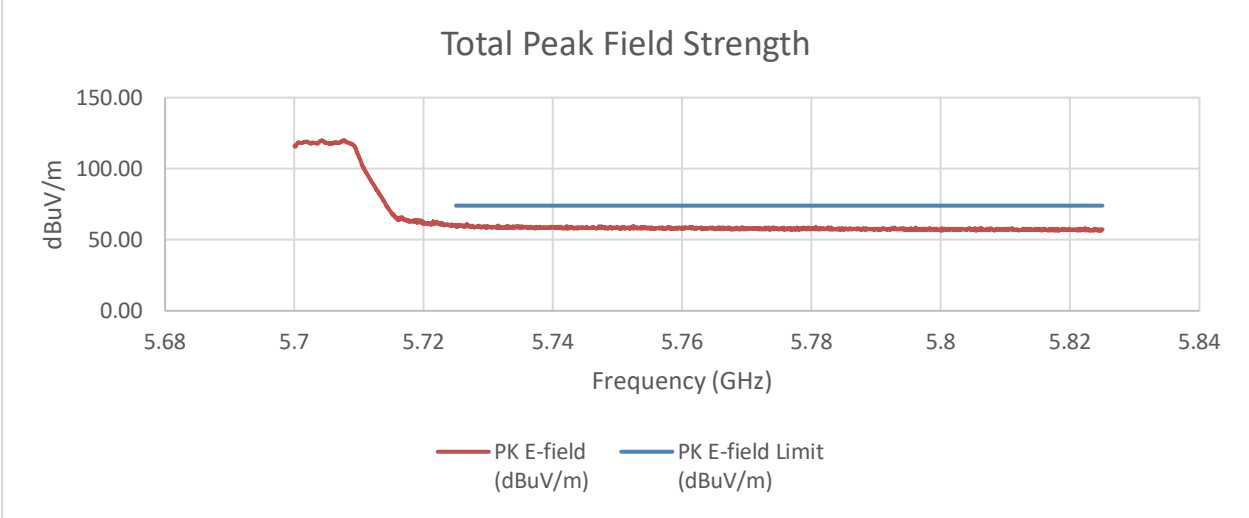

Summed Pk Data at Restricted Band

Frequency (GHz)	PK Reading C1 (dBm)	PK Reading C2 (dBm)	PK EIRP (dBm)	PK E-field (dBuV/m)	PK E-field Limit (dBuV/m)	Margin (dB)
5.725	-47.47	-46.93	-35.97	59.29	74.00	-14.71

An array gain of 8.21 dBi was used in the calculation of the summed data.

UL LLC
12 Laboratory Drive, Research Triangle Park, NC 27709; USA TEL:(919)549-1400
This report shall not be reproduced except in full, without the written approval of UL LLC

2TX CHAIN 0 + CHAIN 1 MODE (Mid Gain) Low BE 5500 MHz

SUMMED BANDEDGE DATA (Pk)

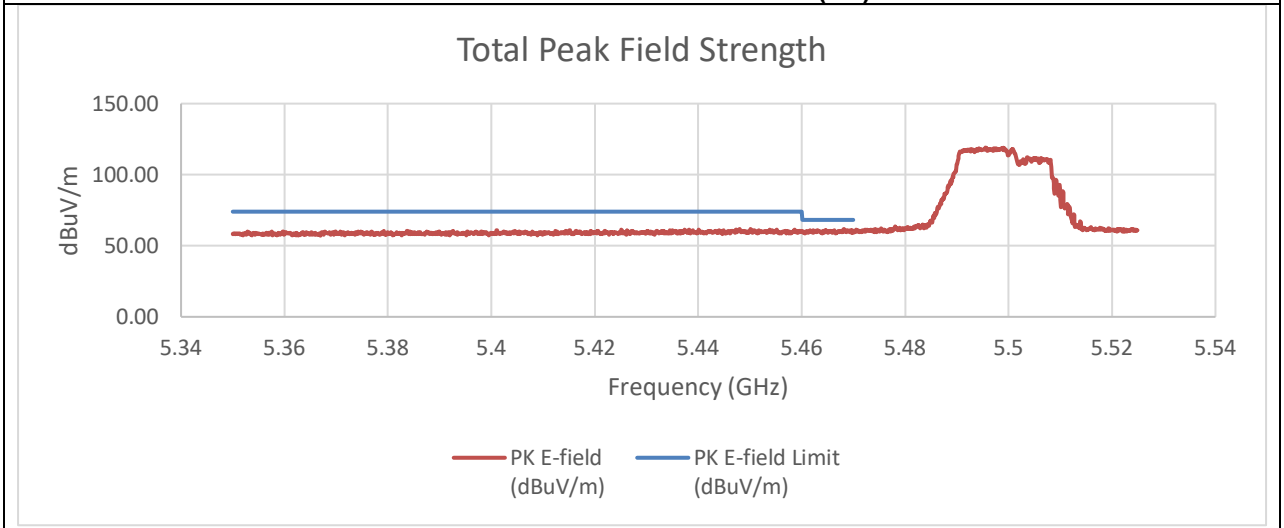

SUMMED BANDEDGE DATA (Av)

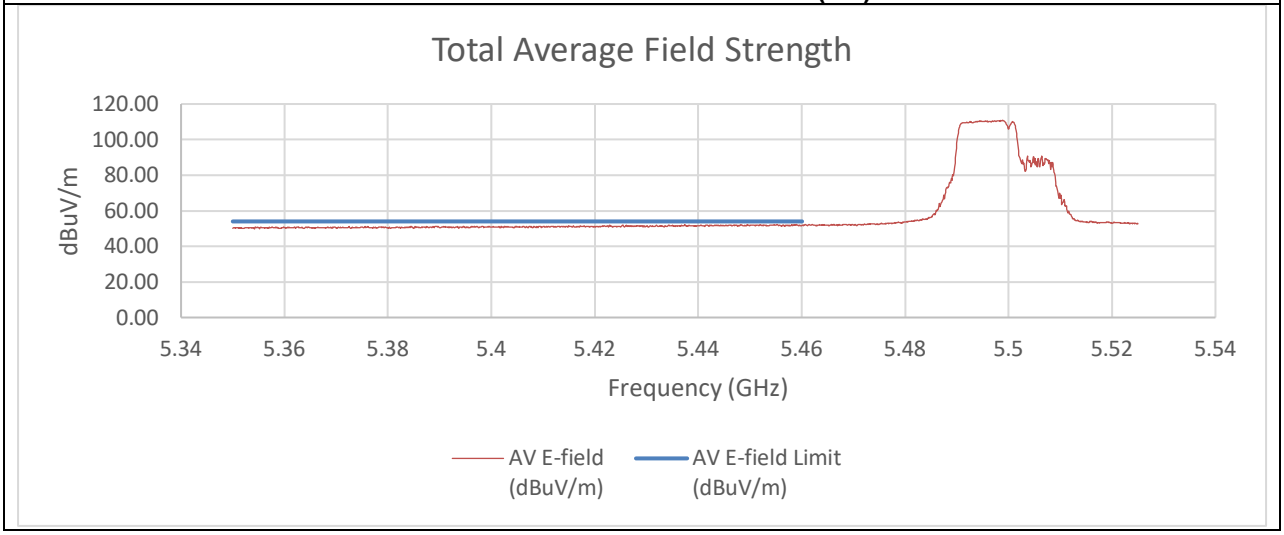

Summed Pk and Av Data at Restricted Band

Frequency (GHz)	PK Reading C1 (dBm)	PK Reading C2 (dBm)	PK EIRP (dBm)	PK E-field (dBuV/m)	PK E-field Limit (dBuV/m)	Margin (dB)
5.46	-48.41	-48.10	-34.93	60.33	74.00	-13.67
5.47	-49.44	-49.52	-36.16	59.10	68.20	-9.10
Frequency (GHz)	**AV Reading C1 (dBm)**	**AV Reading C2 (dBm)**	**AV EIRP (dBm)**	**AV E-field (dBuV/m)**	**AV E-field Limit (dBuV/m)**	**Margin (dB)**
5.46	-56.95	-57.30	-43.80	51.46	54.00	-2.54

An array gain of 10.31 dBi was used in the calculation of the summed data.

UL LLC
12 Laboratory Drive, Research Triangle Park, NC 27709; USA TEL:(919)549-1400
This report shall not be reproduced except in full, without the written approval of UL LLC

2TX CHAIN 0 + CHAIN 1 MODE (Mid Gain) High BE 5700 MHz

SUMMED BANDEDGE DATA (Pk)

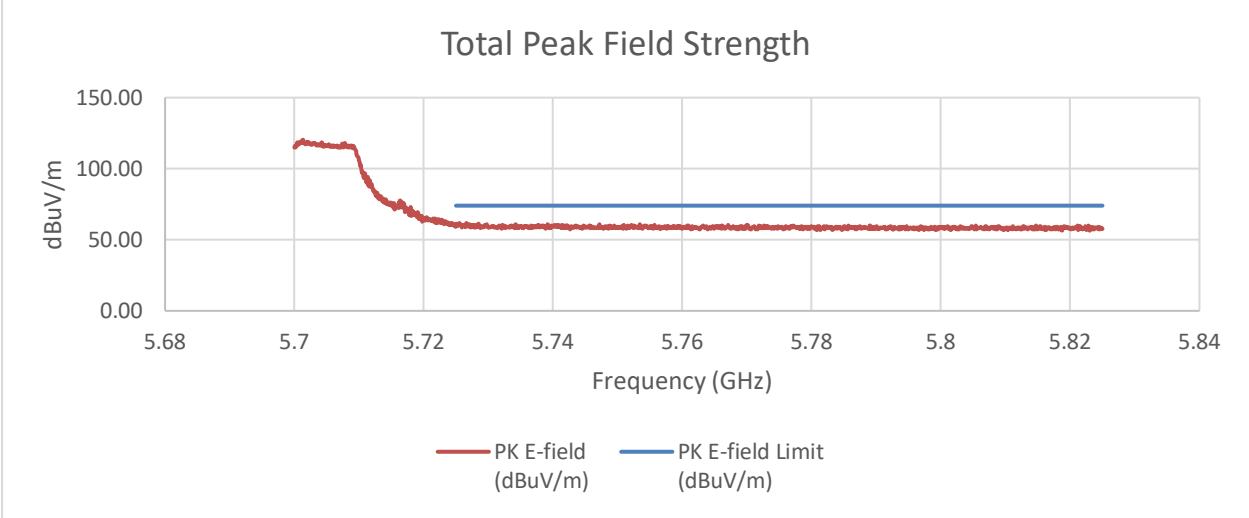

Summed Pk Data at Restricted Band

Frequency (GHz)	PK Reading C1 (dBm)	PK Reading C2 (dBm)	PK EIRP (dBm)	PK E-field (dBuV/m)	PK E-field Limit (dBuV/m)	Margin (dB)
5.725	-46.59	-47.94	-33.89	61.37	74.00	-12.63

An array gain of 10.31 dBi was used in the calculation of the summed data.

UL LLC
12 Laboratory Drive, Research Triangle Park, NC 27709; USA TEL:(919)549-1400
This report shall not be reproduced except in full, without the written approval of UL LLC

2TX CHAIN 0 + CHAIN 1 MODE (High Gain) Low BE 5500 MHz

PK MEASUREMENT

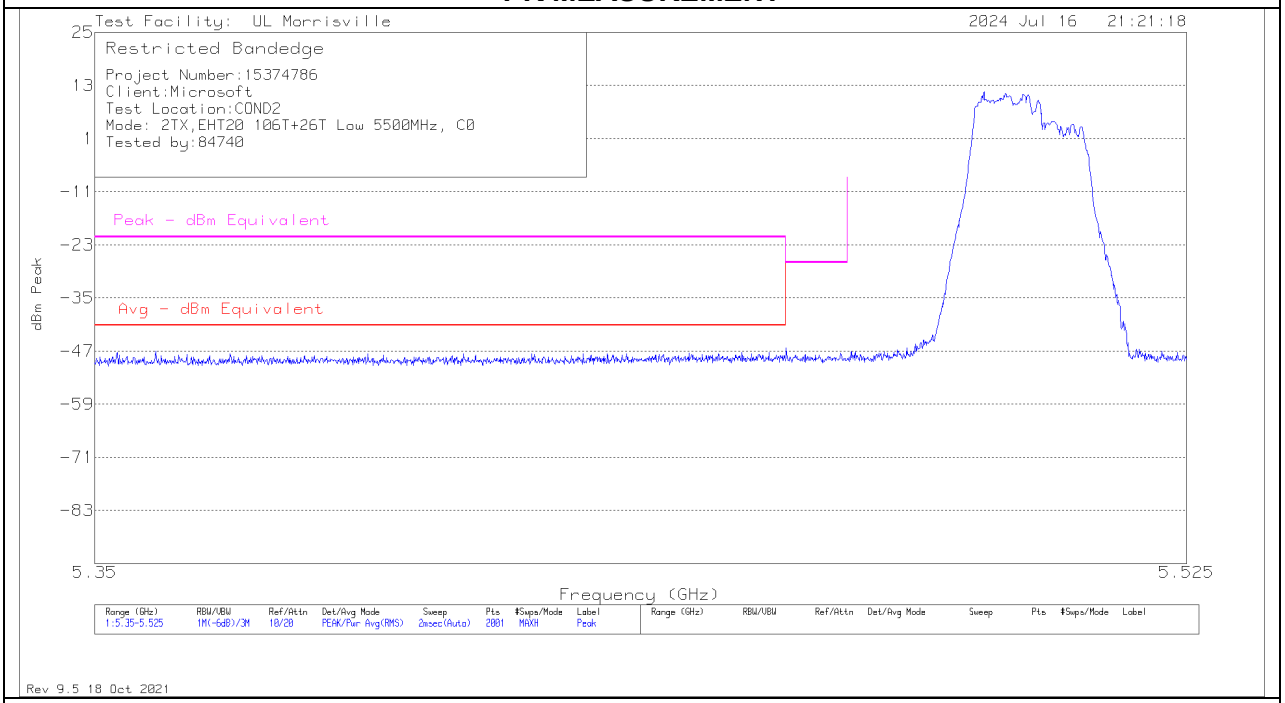

AVERAGE MEASUREMENT

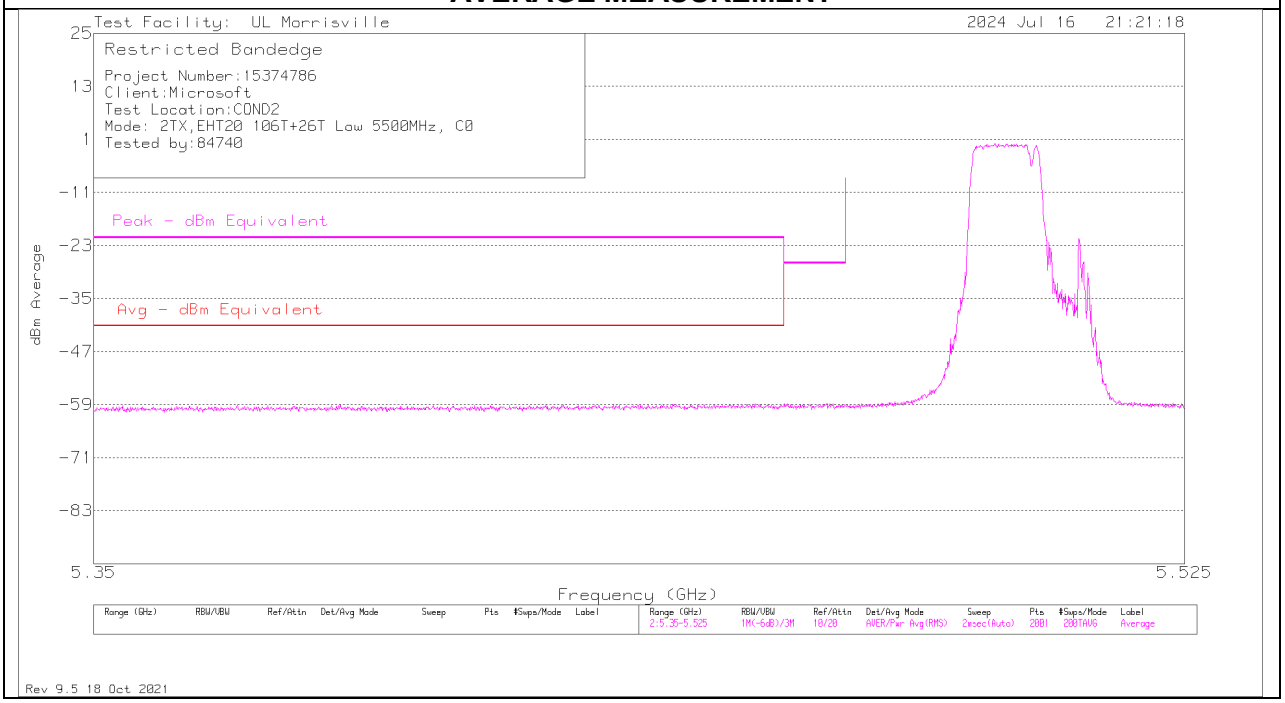

UL LLC
12 Laboratory Drive, Research Triangle Park, NC 27709; USA TEL:(919)549-1400

This report shall not be reproduced except in full, without the written approval of UL LLC

SUMMED BANDEDGE DATA (Pk)

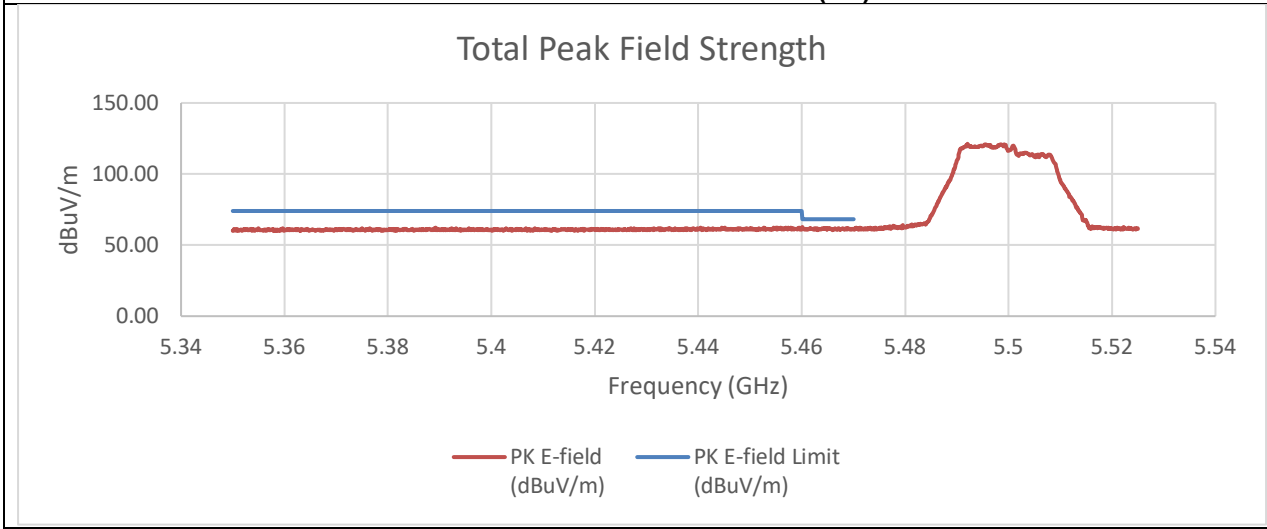

SUMMED BANDEDGE DATA (Av)

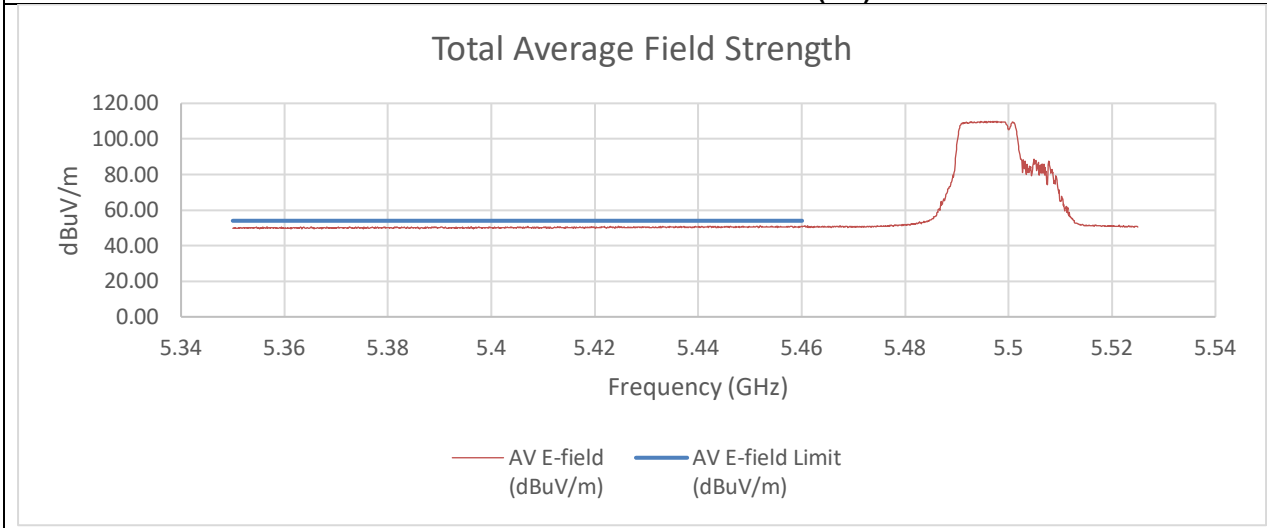

Summed Pk and Av Data at Restricted Band

Frequency (GHz)	PK Reading C1 (dBm)	PK Reading C2 (dBm)	PK EIRP (dBm)	PK E-field (dBuV/m)	PK E-field Limit (dBuV/m)	Margin (dB)
5.46	-49.16	-48.65	-34.22	61.04	74.00	-12.96
5.47	-48.97	-48.27	-33.93	61.33	68.20	-6.87
Frequency (GHz)	**AV Reading C1 (dBm)**	**AV Reading C2 (dBm)**	**AV EIRP (dBm)**	**AV E-field (dBuV/m)**	**AV E-field Limit (dBuV/m)**	**Margin (dB)**
5.46	-59.21	-58.73	-44.28	50.97	54.00	-3.03

An array gain of 11.67 dBi was used in the calculation of the summed data.

UL LLC
12 Laboratory Drive, Research Triangle Park, NC 27709; USA TEL:(919)549-1400
This report shall not be reproduced except in full, without the written approval of UL LLC

2TX CHAIN 0 + CHAIN 1 MODE (High Gain) High BE 5700 MHz

PK MEASUREMENT

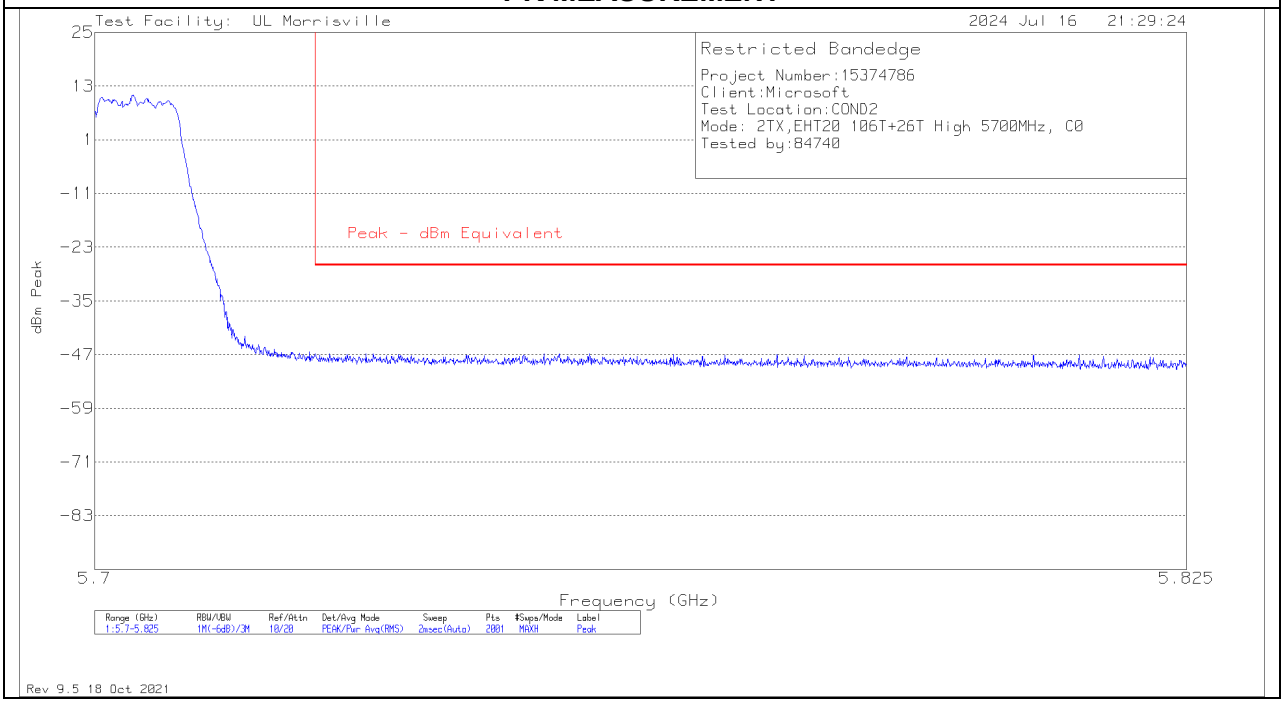

SUMMED BANDEDGE DATA (Pk)

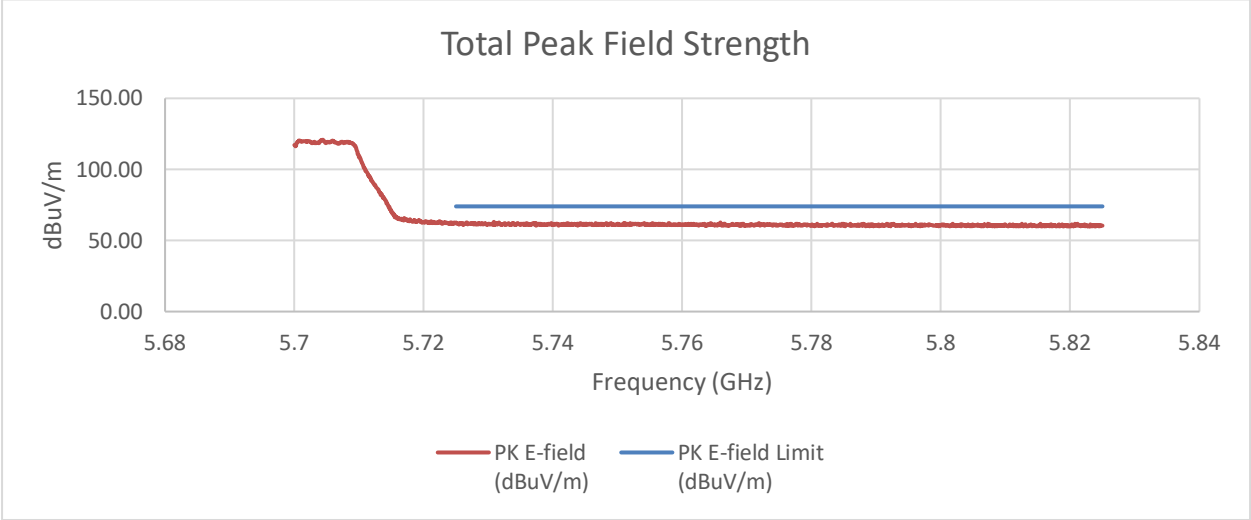

Summed Pk Data at Restricted Band

Frequency (GHz)	PK Reading C1 (dBm)	PK Reading C2 (dBm)	PK EIRP (dBm)	PK E-field (dBuV/m)	PK E-field Limit (dBuV/m)	Margin (dB)
5.725	-46.77	-47.32	-32.36	62.90	74.00	-11.10

An array gain of 11.67 dBi was used in the calculation of the summed data.

UL LLC
12 Laboratory Drive, Research Triangle Park, NC 27709; USA TEL:(919)549-1400

This report shall not be reproduced except in full, without the written approval of UL LLC

TX ABOVE 1 GHz 802.11be EHT20 242T MODE IN THE 5.6 GHz BAND

2TX CHAIN 0 + CHAIN 1 MODE (Low Gain) Low BE 5500 MHz

SUMMED BANDEDGE DATA (Pk)

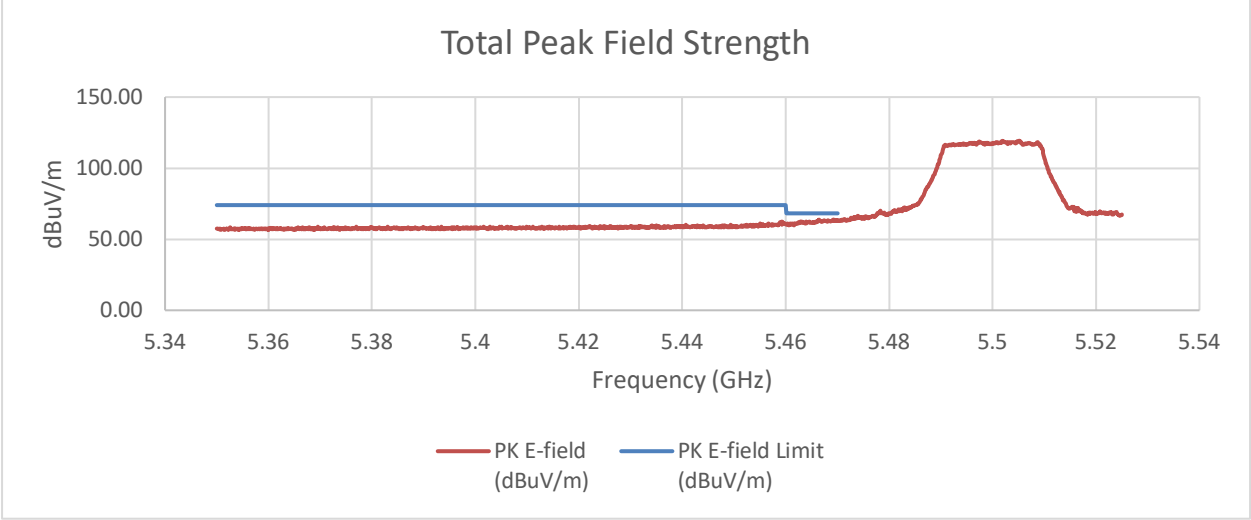

SUMMED BANDEDGE DATA (Av)

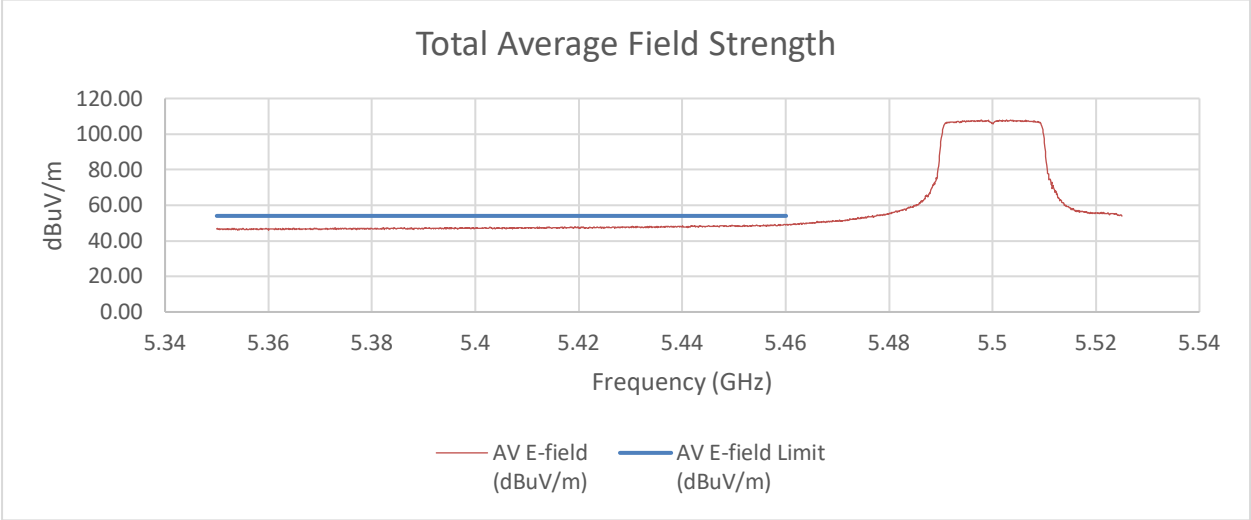

Summed Pk and Av Data at Restricted Band

Frequency (GHz)	PK Reading C1 (dBm)	PK Reading C2 (dBm)	PK EIRP (dBm)	PK E-field (dBuV/m)	PK E-field Limit (dBuV/m)	Margin (dB)
5.46	-45.58	-45.69	-34.41	60.84	74.00	-13.16
5.47	-42.48	-45.07	-32.36	62.89	68.20	-5.31
Frequency (GHz)	**AV Reading C1 (dBm)**	**AV Reading C2 (dBm)**	**AV EIRP (dBm)**	**AV E-field (dBuV/m)**	**AV E-field Limit (dBuV/m)**	**Margin (dB)**
5.46	-57.75	-57.75	-46.53	48.73	54.00	-5.27

An array gain of 8.21 dBi was used in the calculation of the summed data.

UL LLC
12 Laboratory Drive, Research Triangle Park, NC 27709; USA TEL:(919)549-1400
This report shall not be reproduced except in full, without the written approval of UL LLC

2TX CHAIN 0 + CHAIN 1 MODE (Low Gain) High BE 5700 MHz

SUMMED BANDEDGE DATA (Pk)

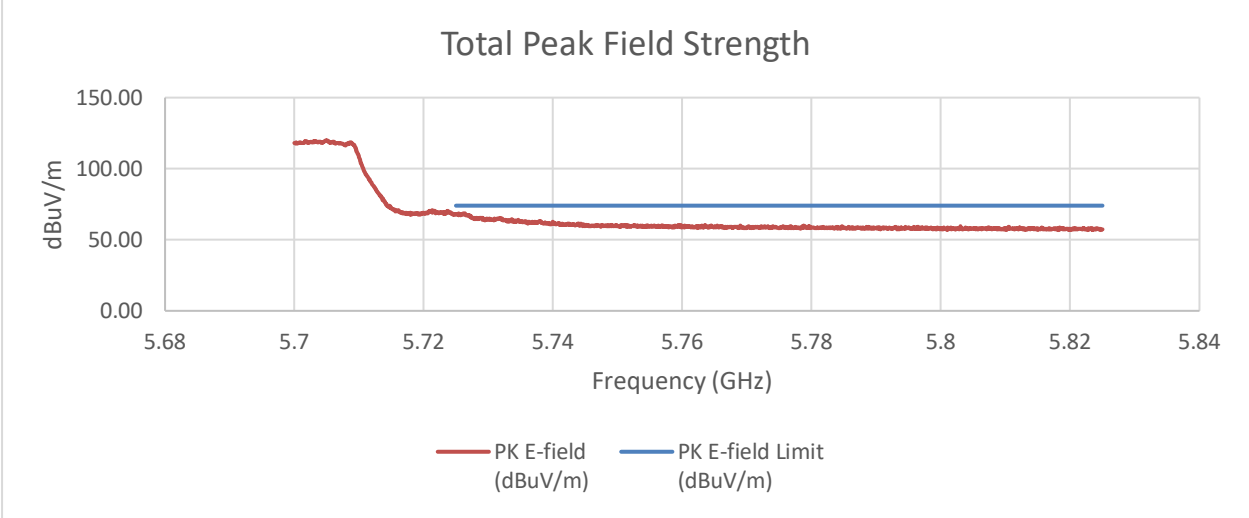

Summed Pk Data at Restricted Band

Frequency (GHz)	PK Reading C1 (dBm)	PK Reading C2 (dBm)	PK EIRP (dBm)	PK E-field (dBuV/m)	PK E-field Limit (dBuV/m)	Margin (dB)
5.725	-38.32	-38.33	-27.10	68.15	74.00	-5.85

An array gain of 8.21 dBi was used in the calculation of the summed data.

UL LLC
12 Laboratory Drive, Research Triangle Park, NC 27709; USA TEL:(919)549-1400
This report shall not be reproduced except in full, without the written approval of UL LLC

2TX CHAIN 0 + CHAIN 1 MODE (Mid Gain) Low BE 5500 MHz

SUMMED BANDEDGE DATA (Pk)

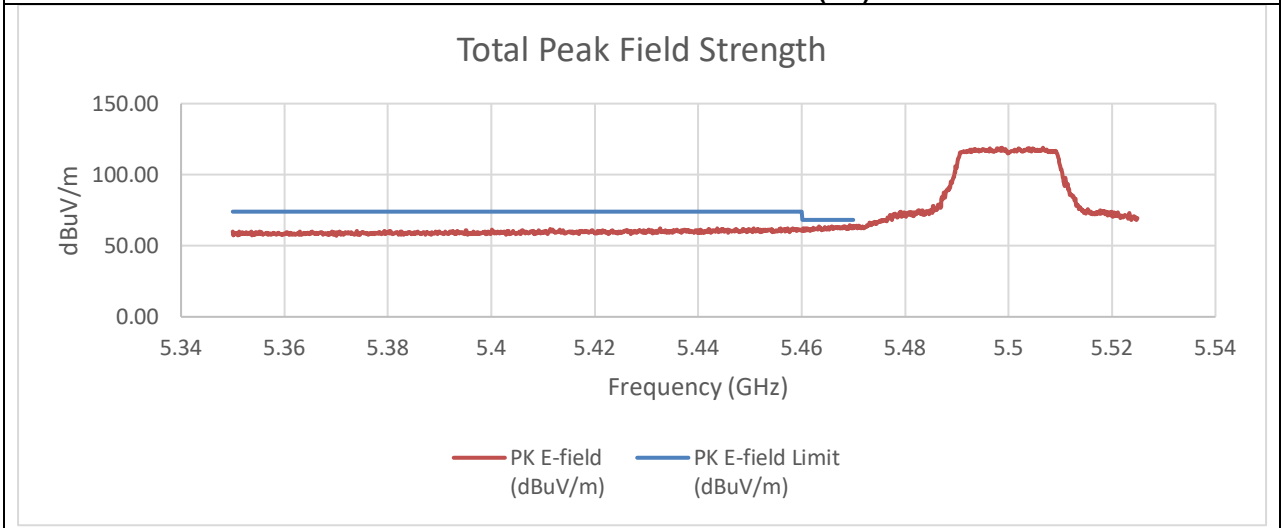

SUMMED BANDEDGE DATA (Av)

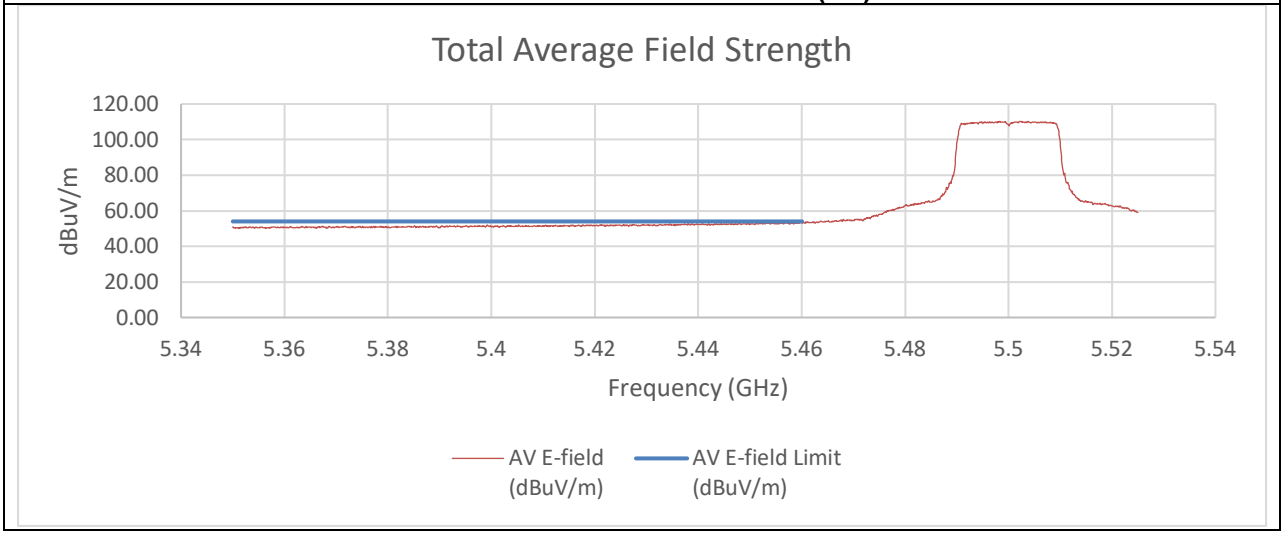

Summed Pk and Av Data at Restricted Band

Frequency (GHz)	PK Reading C1 (dBm)	PK Reading C2 (dBm)	PK EIRP (dBm)	PK E-field (dBuV/m)	PK E-field Limit (dBuV/m)	Margin (dB)
5.46	-48.79	-47.40	-34.72	60.54	74.00	-13.46
5.47	-46.42	-46.69	-33.23	62.02	68.20	-6.18
Frequency (GHz)	**AV Reading C1 (dBm)**	**AV Reading C2 (dBm)**	**AV EIRP (dBm)**	**AV E-field (dBuV/m)**	**AV E-field Limit (dBuV/m)**	**Margin (dB)**
5.46	-55.29	-54.95	-41.80	53.46	54.00	-0.54

An array gain of 10.31 dBi was used in the calculation of the summed data.

UL LLC
12 Laboratory Drive, Research Triangle Park, NC 27709; USA TEL:(919)549-1400
This report shall not be reproduced except in full, without the written approval of UL LLC

2TX CHAIN 0 + CHAIN 1 MODE (Mid Gain) High BE 5700 MHz

SUMMED BANDEDGE DATA (Pk)

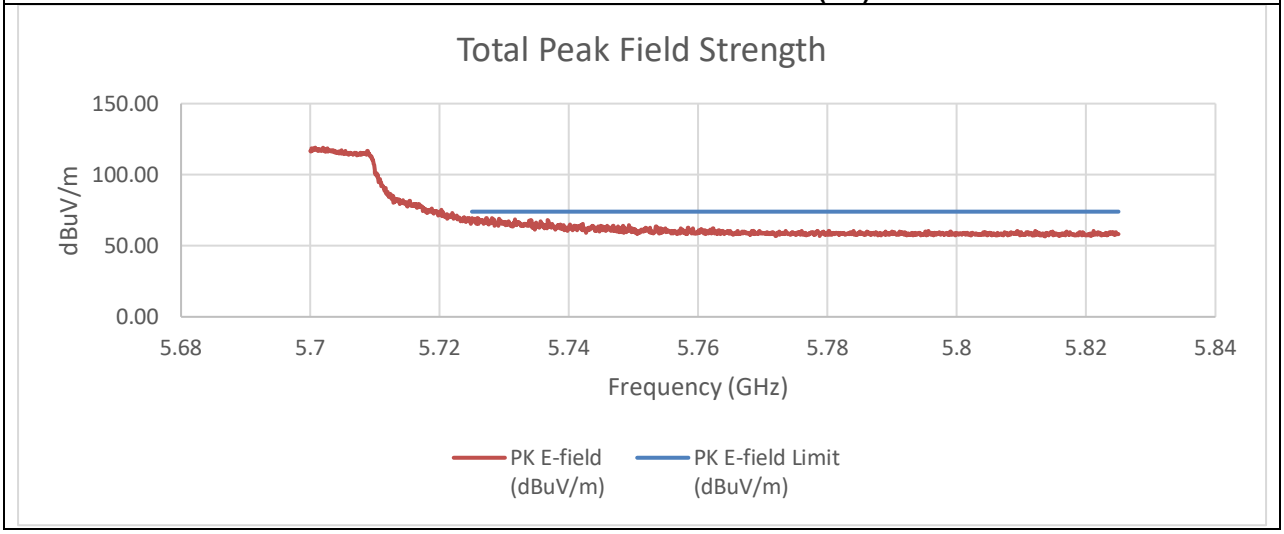

Summed Pk Data at Restricted Band

Frequency (GHz)	PK Reading C1 (dBm)	PK Reading C2 (dBm)	PK EIRP (dBm)	PK E-field (dBuV/m)	PK E-field Limit (dBuV/m)	Margin (dB)
5.725	-37.19	-42.75	-25.81	69.44	74.00	-4.56

An array gain of 10.31 dBi was used in the calculation of the summed data.

UL LLC
12 Laboratory Drive, Research Triangle Park, NC 27709; USA TEL:(919)549-1400
This report shall not be reproduced except in full, without the written approval of UL LLC

2TX CHAIN 0 + CHAIN 1 MODE (High Gain) Low BE 5500 MHz

PK MEASUREMENT

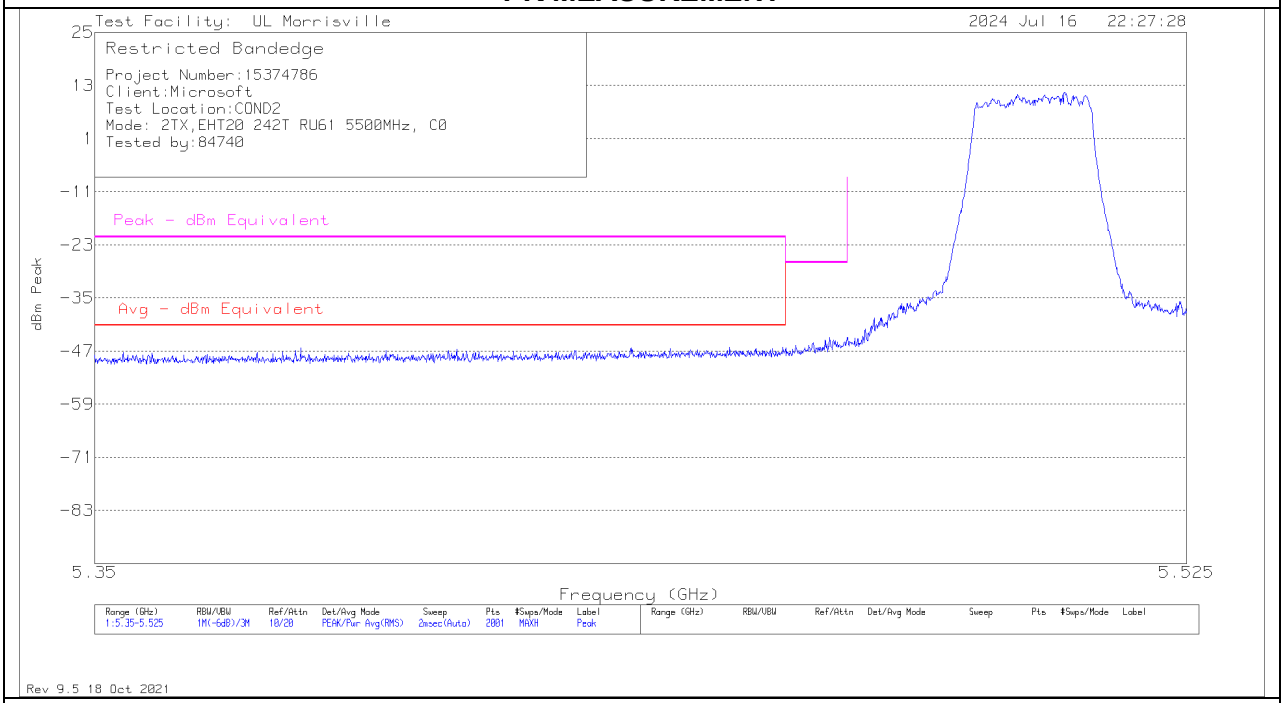

AVERAGE MEASUREMENT

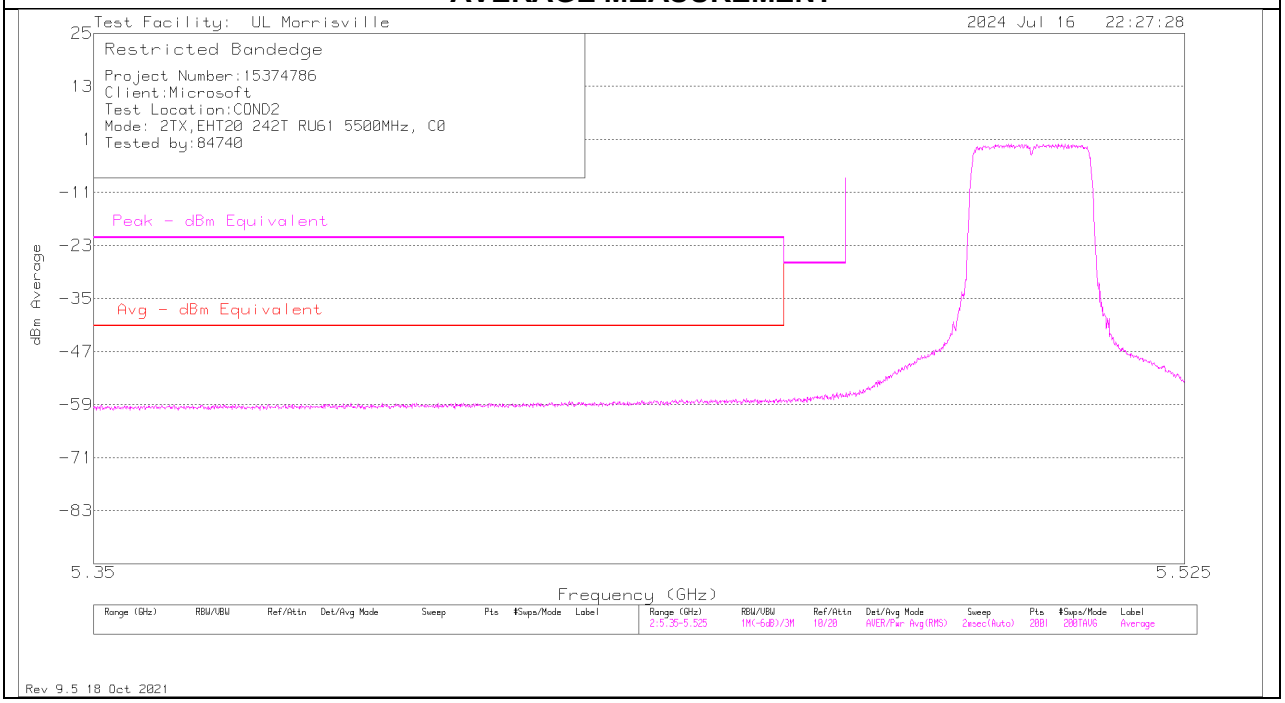

UL LLC
12 Laboratory Drive, Research Triangle Park, NC 27709; USA TEL:(919)549-1400

This report shall not be reproduced except in full, without the written approval of UL LLC

SUMMED BANDEDGE DATA (Pk)

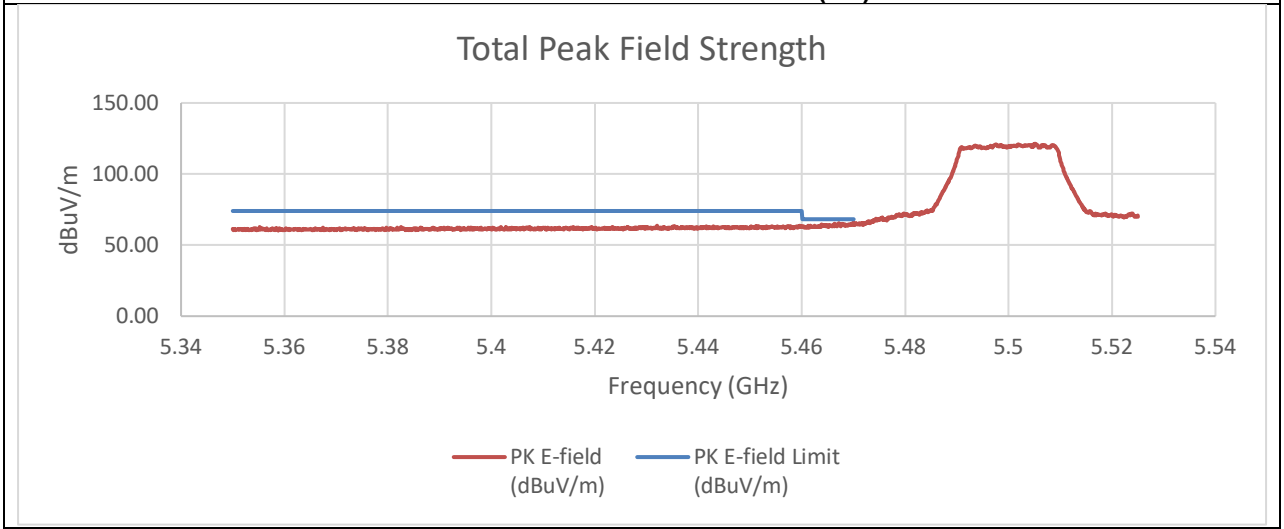

SUMMED BANDEDGE DATA (Av)

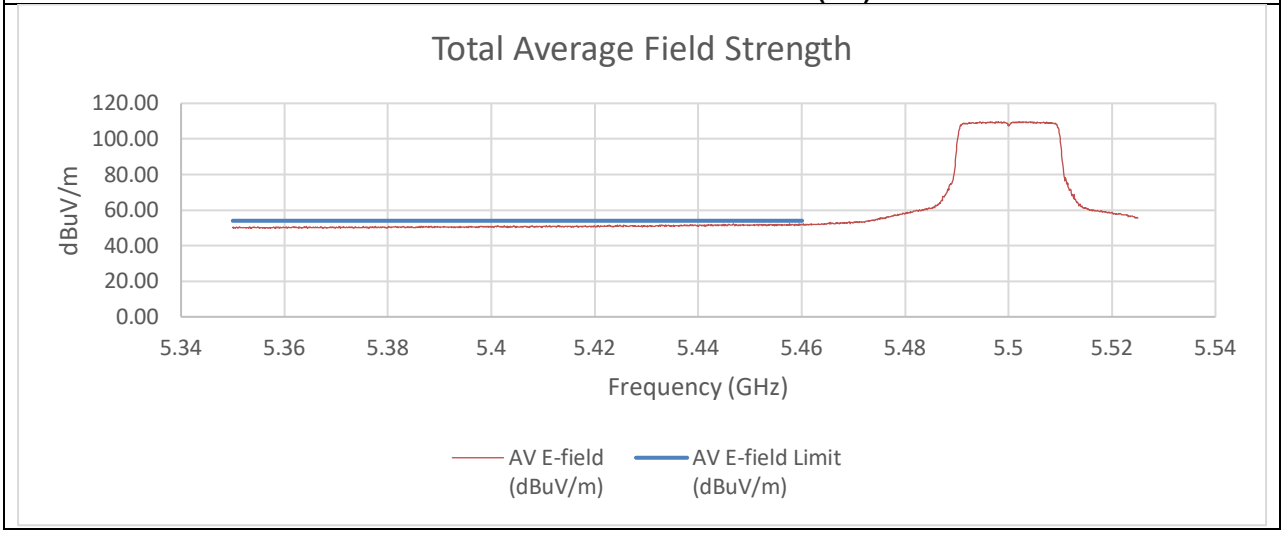

Summed Pk and Av Data at Restricted Band

Frequency (GHz)	PK Reading C1 (dBm)	PK Reading C2 (dBm)	PK EIRP (dBm)	PK E-field (dBuV/m)	PK E-field Limit (dBuV/m)	Margin (dB)
5.46	-46.90	-47.68	-32.59	62.67	74.00	-11.33
5.47	-43.92	-45.23	-29.85	65.41	68.20	-2.79
Frequency (GHz)	**AV Reading C1 (dBm)**	**AV Reading C2 (dBm)**	**AV EIRP (dBm)**	**AV E-field (dBuV/m)**	**AV E-field Limit (dBuV/m)**	**Margin (dB)**
5.46	-57.94	-57.78	-43.18	52.08	54.00	-1.92

An array gain of 11.67 dBi was used in the calculation of the summed data.

UL LLC
12 Laboratory Drive, Research Triangle Park, NC 27709; USA TEL:(919)549-1400
This report shall not be reproduced except in full, without the written approval of UL LLC

2TX CHAIN 0 + CHAIN 1 MODE (High Gain) High BE 5700 MHz

PK MEASUREMENT

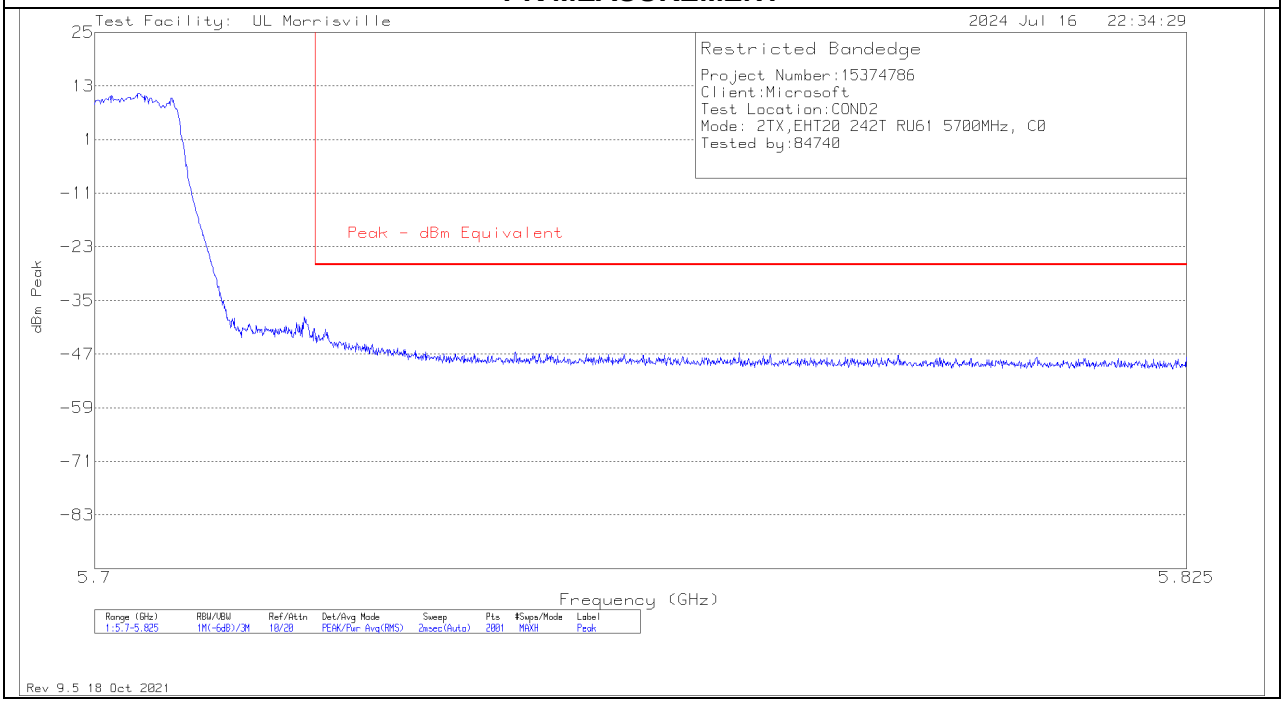

SUMMED BANDEDGE DATA (Pk)

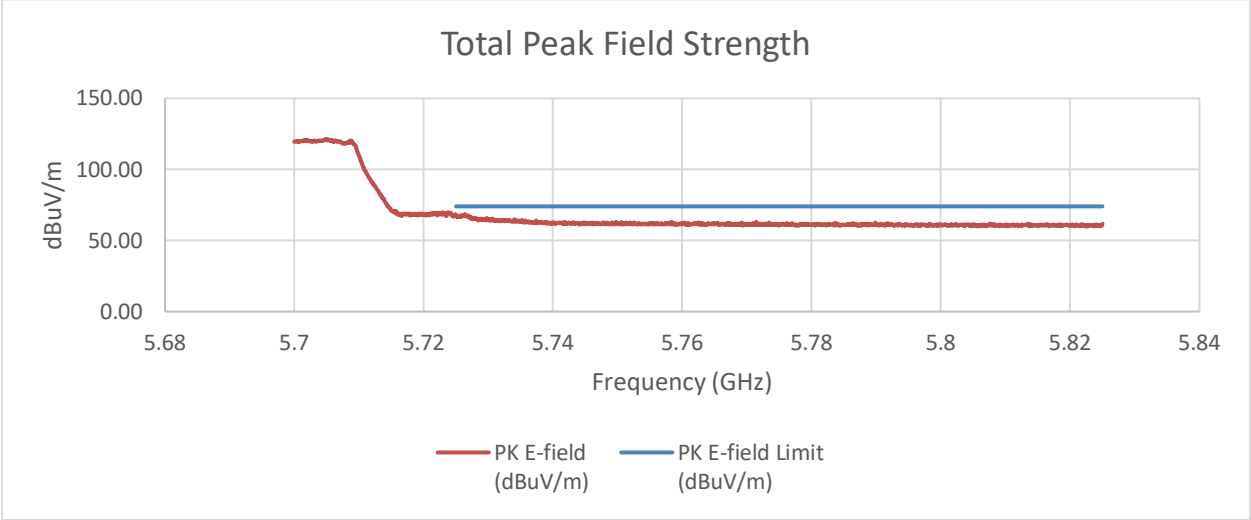

Summed Pk Data at Restricted Band

Frequency (GHz)	PK Reading C1 (dBm)	PK Reading C2 (dBm)	PK EIRP (dBm)	PK E-field (dBuV/m)	PK E-field Limit (dBuV/m)	Margin (dB)
5.725	-43.24	-41.80	-27.78	67.48	74.00	-6.52

An array gain of 11.67 dBi was used in the calculation of the summed data.

UL LLC
12 Laboratory Drive, Research Triangle Park, NC 27709; USA TEL:(919)549-1400

This report shall not be reproduced except in full, without the written approval of UL LLC

10.1.23. TX ABOVE 1 GHz 802.11BE EHT40 MODE IN THE 5.6 GHz BAND

TX ABOVE 1 GHz 802.11be EHT40 484T MODE IN THE 5.6 GHz BAND

2TX CHAIN 0 + CHAIN 1 MODE (Low Gain) Low BE 5510 MHz

SUMMED BANDEDGE DATA (Pk)

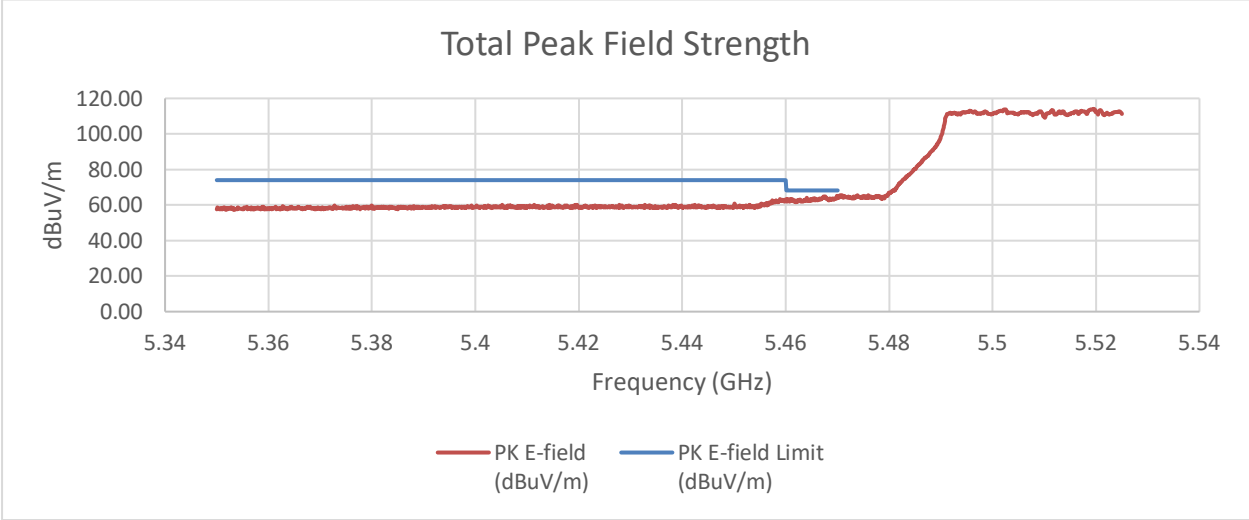

SUMMED BANDEDGE DATA (Av)

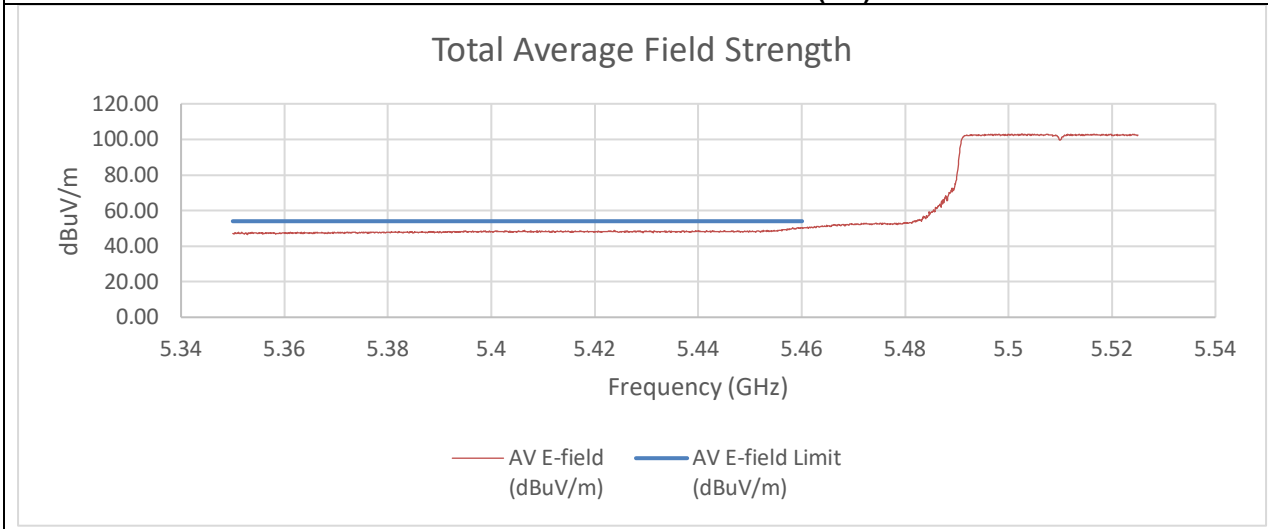

Summed Pk and Av Data at Restricted Band

Frequency (GHz)	PK Reading C1 (dBm)	PK Reading C2 (dBm)	PK EIRP (dBm)	PK E-field (dBuV/m)	PK E-field Limit (dBuV/m)	Margin (dB)
5.46	-43.80	-44.22	-32.78	62.47	74.00	-11.53
5.47	-41.14	-41.46	-30.08	65.18	68.20	-3.02
Frequency (GHz)	**AV Reading C1 (dBm)**	**AV Reading C2 (dBm)**	**AV EIRP (dBm)**	**AV E-field (dBuV/m)**	**AV E-field Limit (dBuV/m)**	**Margin (dB)**
5.46	-56.46	-55.81	-44.90	50.36	54.00	-3.64

An array gain of 8.21 dBi was used in the calculation of the summed data.

UL LLC
12 Laboratory Drive, Research Triangle Park, NC 27709; USA TEL:(919)549-1400
This report shall not be reproduced except in full, without the written approval of UL LLC

2TX CHAIN 0 + CHAIN 1 MODE (Low Gain) Low BE 5550 MHz

SUMMED BANDEDGE DATA (Pk)

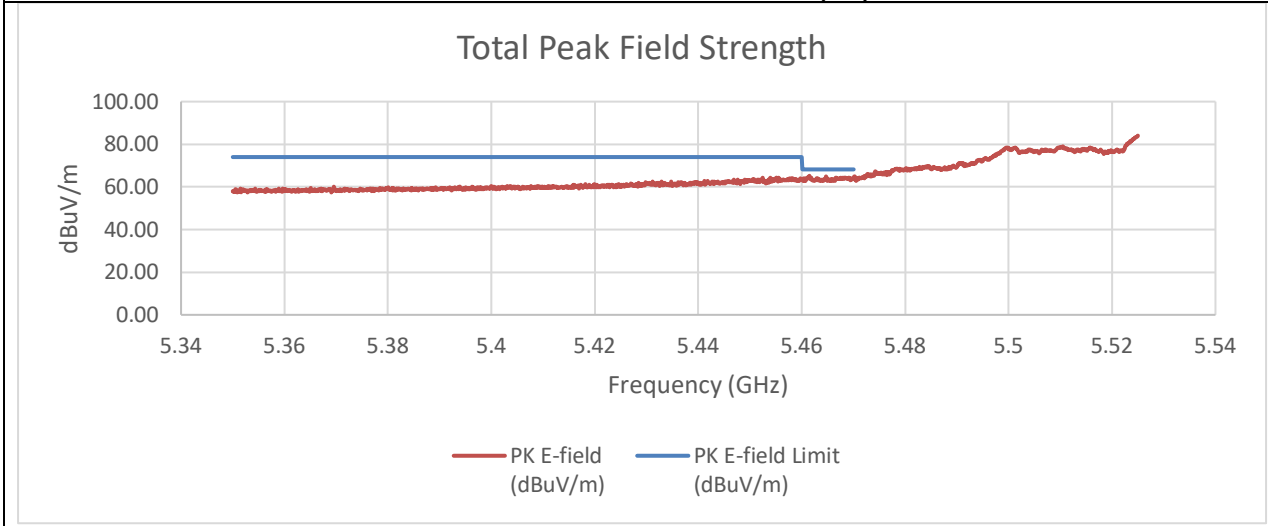

SUMMED BANDEDGE DATA (Av)

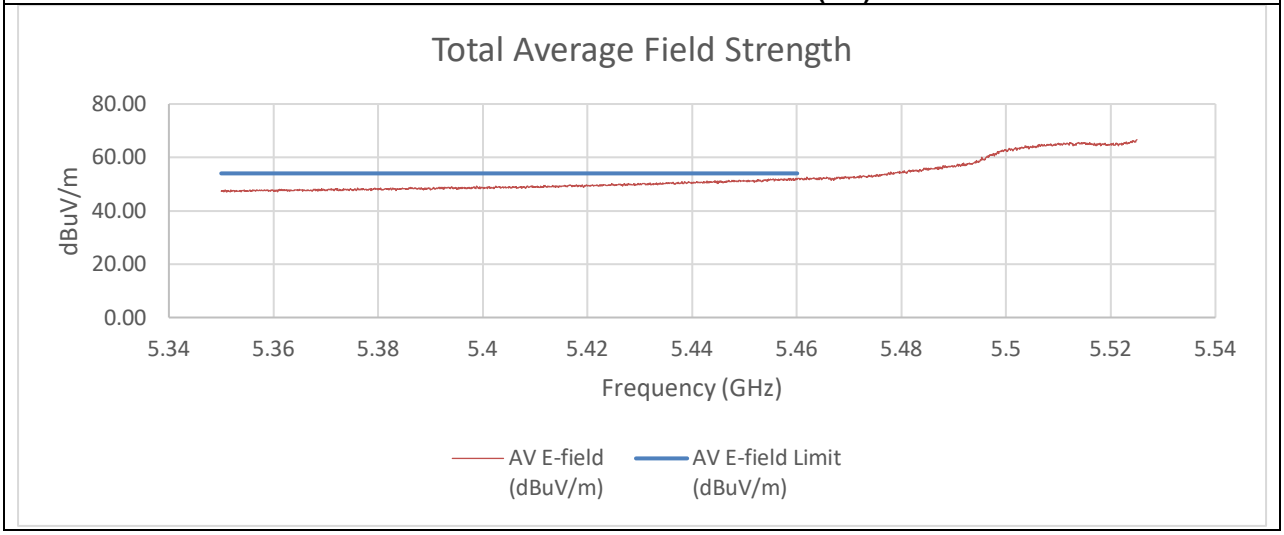

Summed Pk and Av Data at Restricted Band

Frequency (GHz)	PK Reading C1 (dBm)	PK Reading C2 (dBm)	PK EIRP (dBm)	PK E-field (dBuV/m)	PK E-field Limit (dBuV/m)	Margin (dB)
5.46	-42.33	-44.16	-31.93	63.33	74.00	-10.67
5.47	-42.20	-42.82	-31.28	63.98	68.20	-4.22
Frequency (GHz)	**AV Reading C1 (dBm)**	**AV Reading C2 (dBm)**	**AV EIRP (dBm)**	**AV E-field (dBuV/m)**	**AV E-field Limit (dBuV/m)**	**Margin (dB)**
5.46	-53.77	-55.12	-43.17	52.09	54.00	-1.91

An array gain of 8.21 dBi was used in the calculation of the summed data.

UL LLC
12 Laboratory Drive, Research Triangle Park, NC 27709; USA TEL:(919)549-1400
This report shall not be reproduced except in full, without the written approval of UL LLC

2TX CHAIN 0 + CHAIN 1 MODE (Low Gain) High BE 5670 MHz

SUMMED BANDEDGE DATA (Pk)

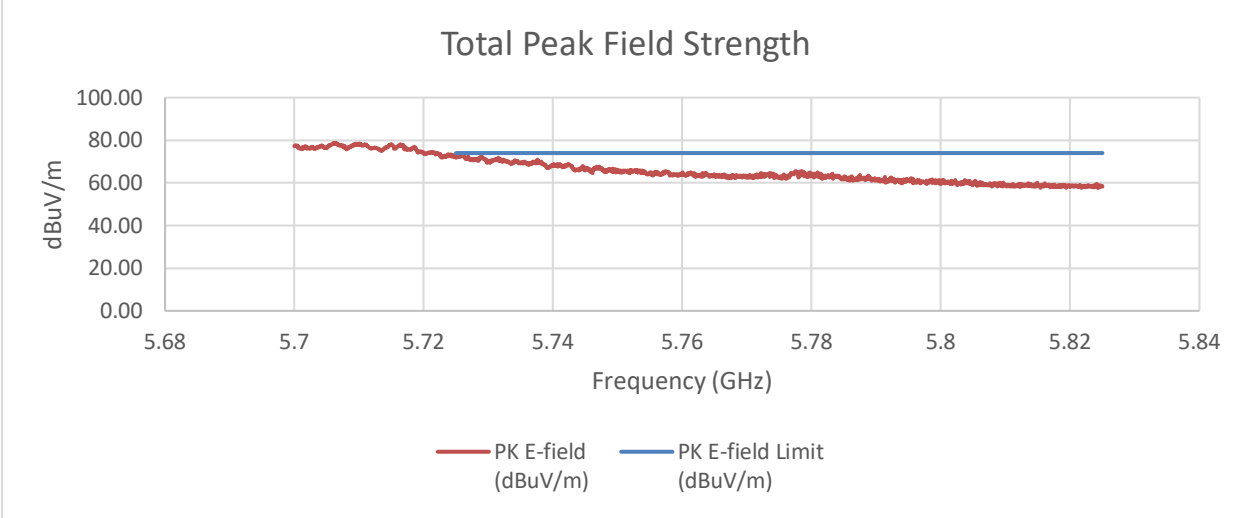

Summed Pk Data at Restricted Band

Frequency (GHz)	PK Reading C1 (dBm)	PK Reading C2 (dBm)	PK EIRP (dBm)	PK E-field (dBuV/m)	PK E-field Limit (dBuV/m)	Margin (dB)
5.725	-34.15	-35.03	-23.35	71.91	74.00	-2.09

An array gain of 8.21 dBi was used in the calculation of the summed data.

UL LLC
12 Laboratory Drive, Research Triangle Park, NC 27709; USA TEL:(919)549-1400
This report shall not be reproduced except in full, without the written approval of UL LLC

2TX CHAIN 0 + CHAIN 1 MODE (Mid Gain) Low BE 5510 MHz

SUMMED BANDEDGE DATA (Pk)

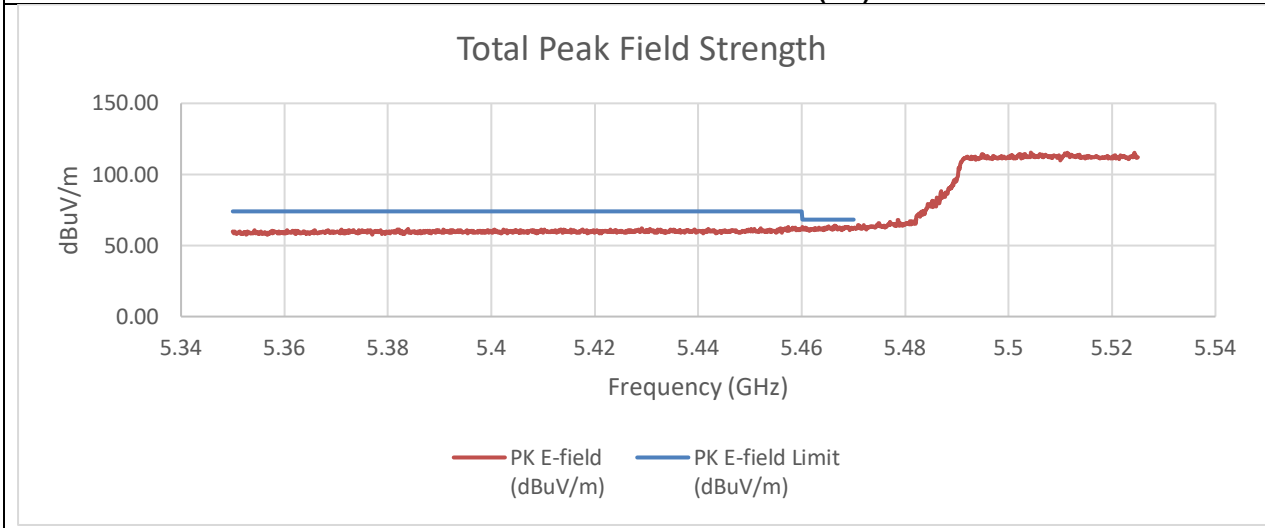

SUMMED BANDEDGE DATA (Av)

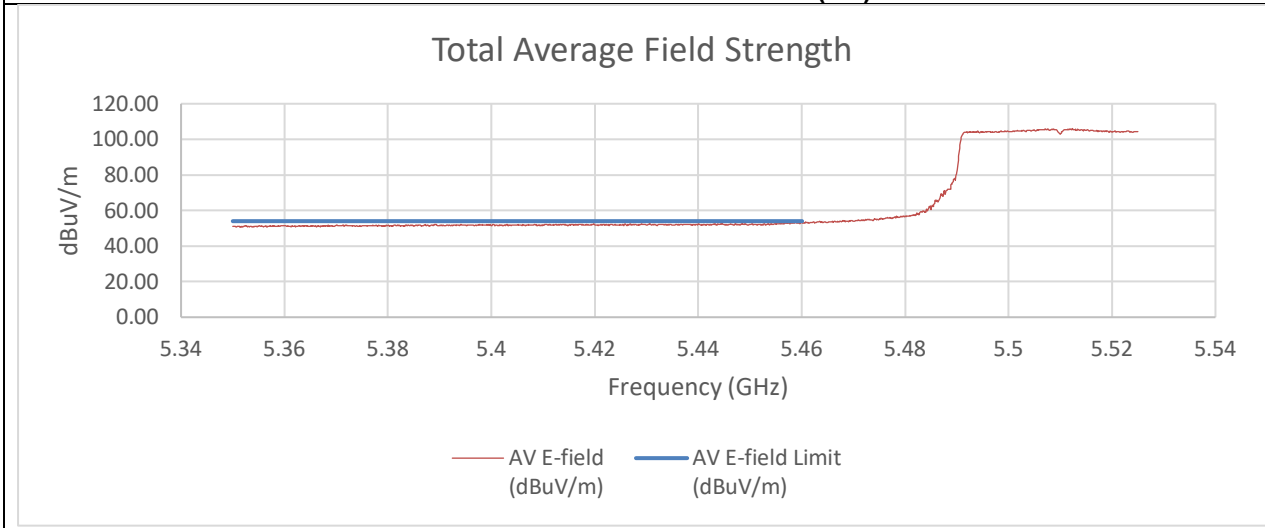

Summed Pk and Av Data at Restricted Band

Frequency (GHz)	PK Reading C1 (dBm)	PK Reading C2 (dBm)	PK EIRP (dBm)	PK E-field (dBuV/m)	PK E-field Limit (dBuV/m)	Margin (dB)
5.46	-48.02	-46.57	-33.91	61.34	74.00	-12.66
5.47	-46.41	-46.22	-32.99	62.26	68.20	-5.94
Frequency (GHz)	**AV Reading C1 (dBm)**	**AV Reading C2 (dBm)**	**AV EIRP (dBm)**	**AV E-field (dBuV/m)**	**AV E-field Limit (dBuV/m)**	**Margin (dB)**
5.46	-55.32	-55.35	-42.01	53.24	54.00	-0.76

An array gain of 10.31 dBi was used in the calculation of the summed data.

UL LLC
12 Laboratory Drive, Research Triangle Park, NC 27709; USA TEL:(919)549-1400
This report shall not be reproduced except in full, without the written approval of UL LLC

2TX CHAIN 0 + CHAIN 1 MODE (Mid Gain) Low BE 5550 MHz

SUMMED BANDEDGE DATA (Pk)

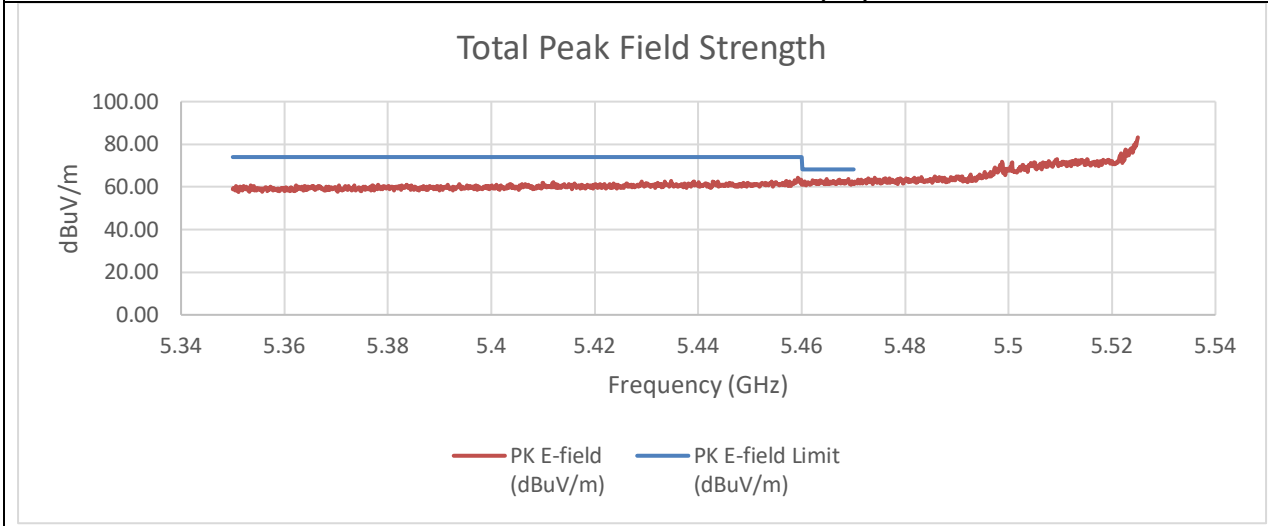

SUMMED BANDEDGE DATA (Av)

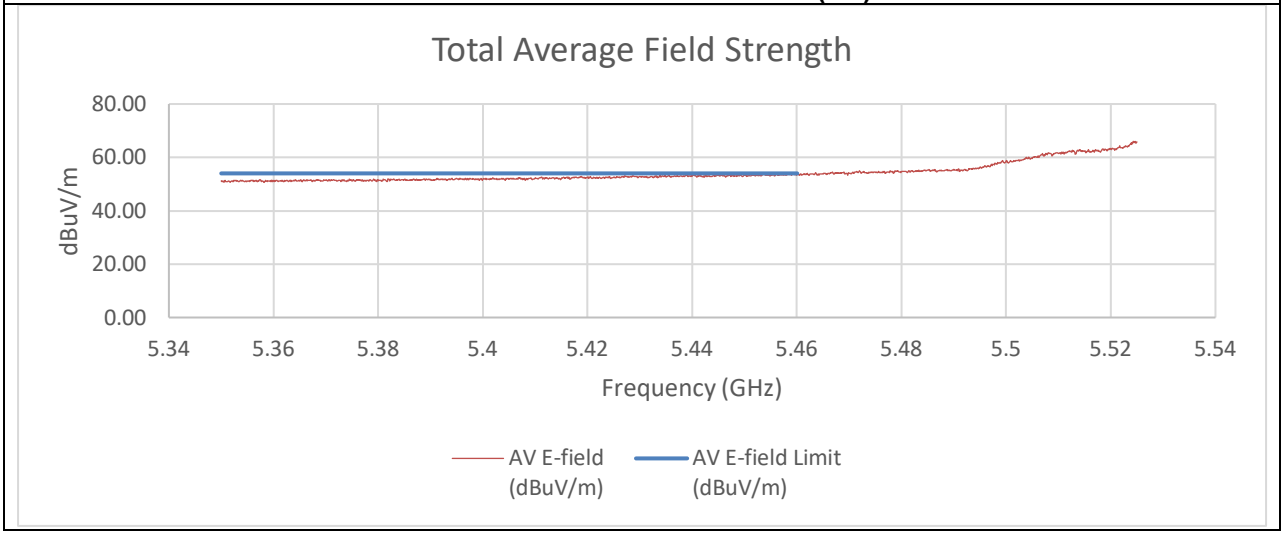

Summed Pk and Av Data at Restricted Band

Frequency (GHz)	PK Reading C1 (dBm)	PK Reading C2 (dBm)	PK EIRP (dBm)	PK E-field (dBuV/m)	PK E-field Limit (dBuV/m)	Margin (dB)
5.46	-47.12	-48.30	-34.35	60.91	74.00	-13.09
5.47	-46.23	-47.86	-33.65	61.61	68.20	-6.59
Frequency (GHz)	**AV Reading C1 (dBm)**	**AV Reading C2 (dBm)**	**AV EIRP (dBm)**	**AV E-field (dBuV/m)**	**AV E-field Limit (dBuV/m)**	**Margin (dB)**
5.46	-55.20	-55.21	-41.88	53.37	54.00	-0.63

An array gain of 10.31 dBi was used in the calculation of the summed data.

UL LLC
12 Laboratory Drive, Research Triangle Park, NC 27709; USA TEL:(919)549-1400
This report shall not be reproduced except in full, without the written approval of UL LLC

2TX CHAIN 0 + CHAIN 1 MODE (Mid Gain) High BE 5670 MHz

SUMMED BANDEDGE DATA (Pk)

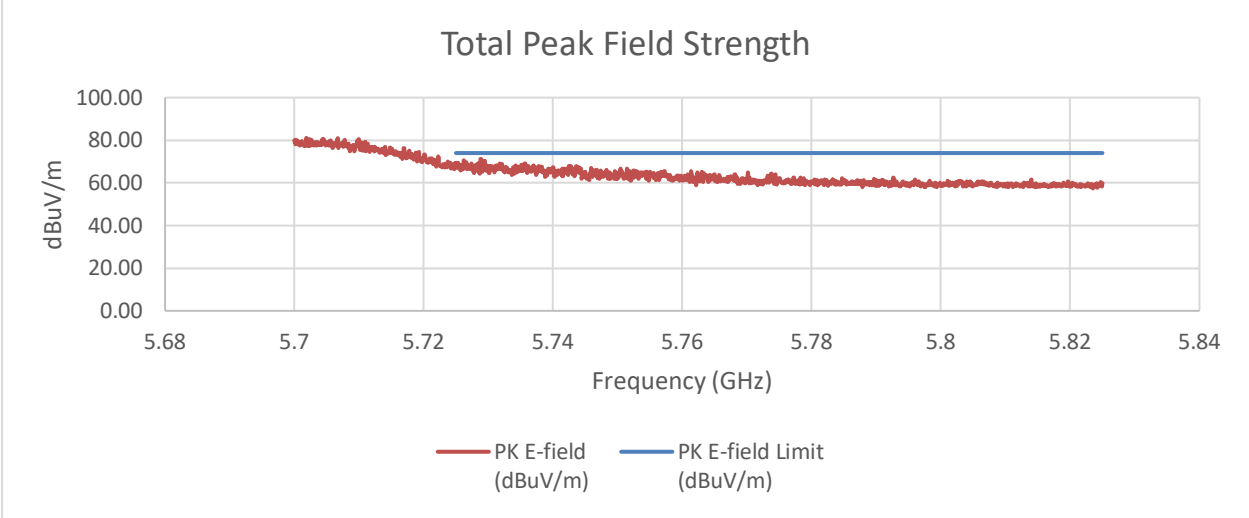

Summed Pk Data at Restricted Band

Frequency (GHz)	PK Reading C1 (dBm)	PK Reading C2 (dBm)	PK EIRP (dBm)	PK E-field (dBuV/m)	PK E-field Limit (dBuV/m)	Margin (dB)
5.725	-45.24	-36.79	-25.90	69.36	74.00	-4.64

An array gain of 10.31 dBi was used in the calculation of the summed data.

UL LLC
12 Laboratory Drive, Research Triangle Park, NC 27709; USA TEL:(919)549-1400
This report shall not be reproduced except in full, without the written approval of UL LLC

2TX CHAIN 0 + CHAIN 1 MODE (High Gain) Low BE 5510 MHz

PK MEASUREMENT

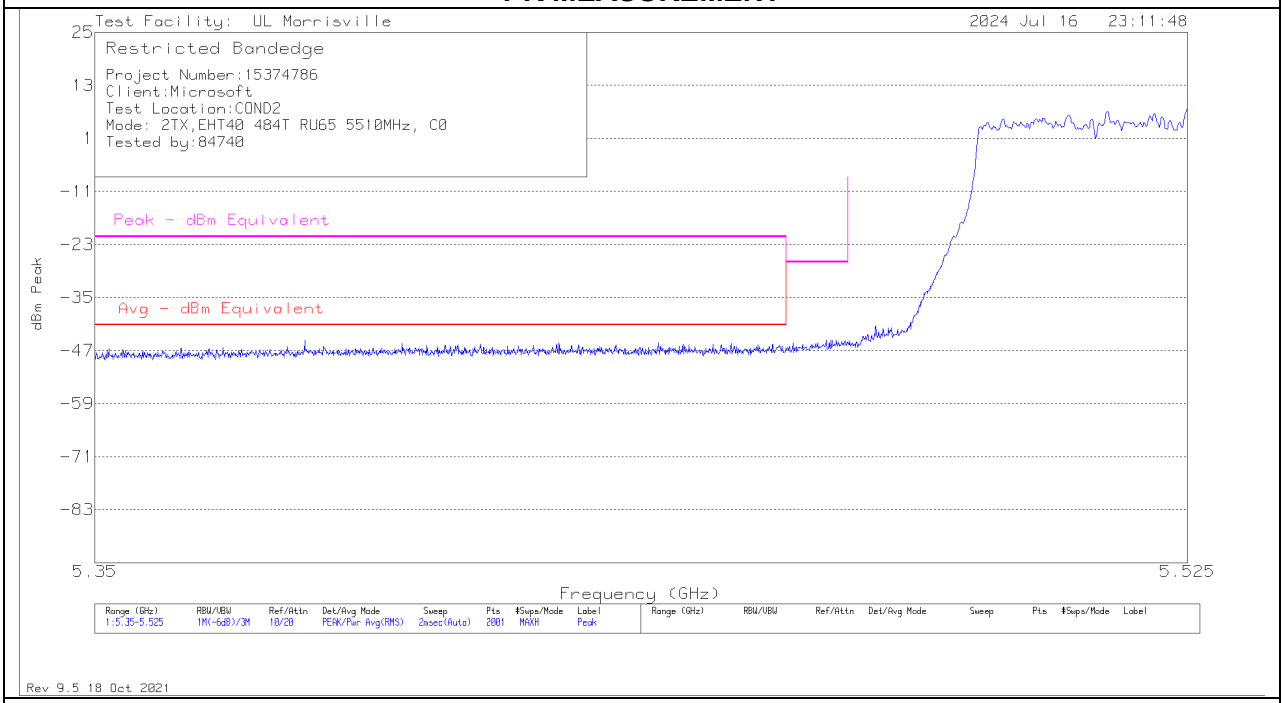

AVERAGE MEASUREMENT

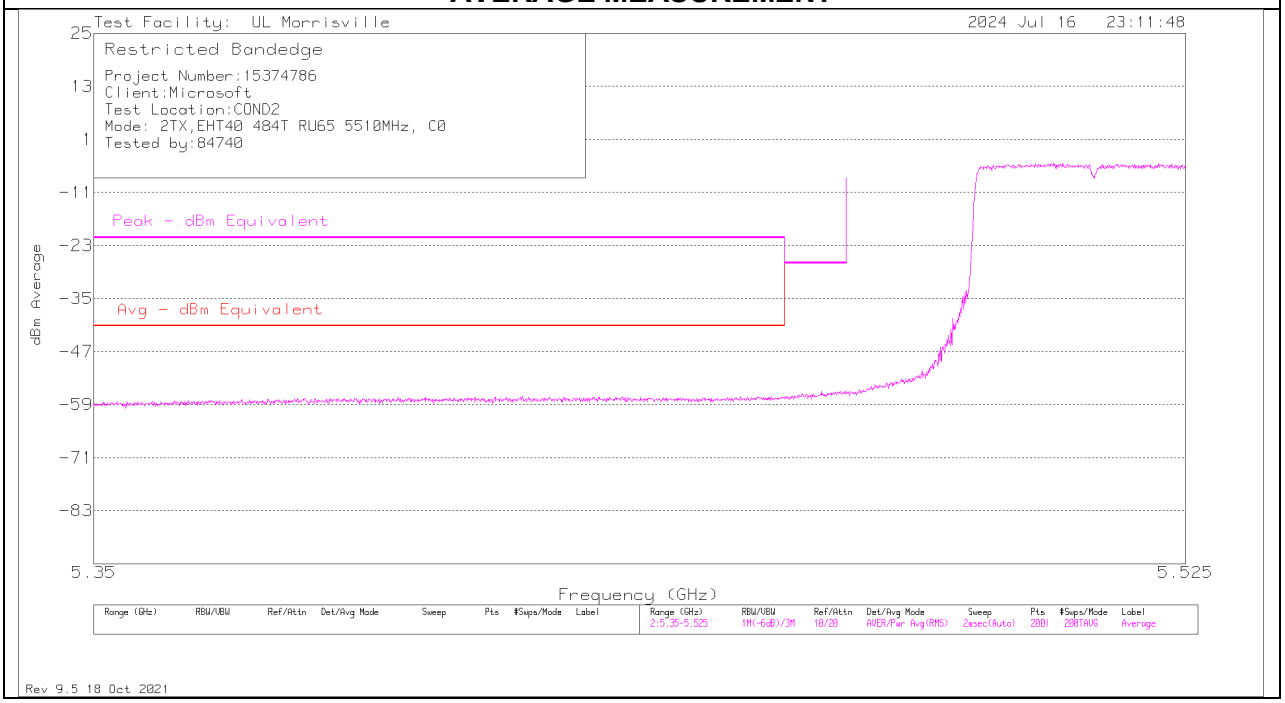

UL LLC
12 Laboratory Drive, Research Triangle Park, NC 27709; USA TEL:(919)549-1400

This report shall not be reproduced except in full, without the written approval of UL LLC

SUMMED BANDEDGE DATA (Pk)

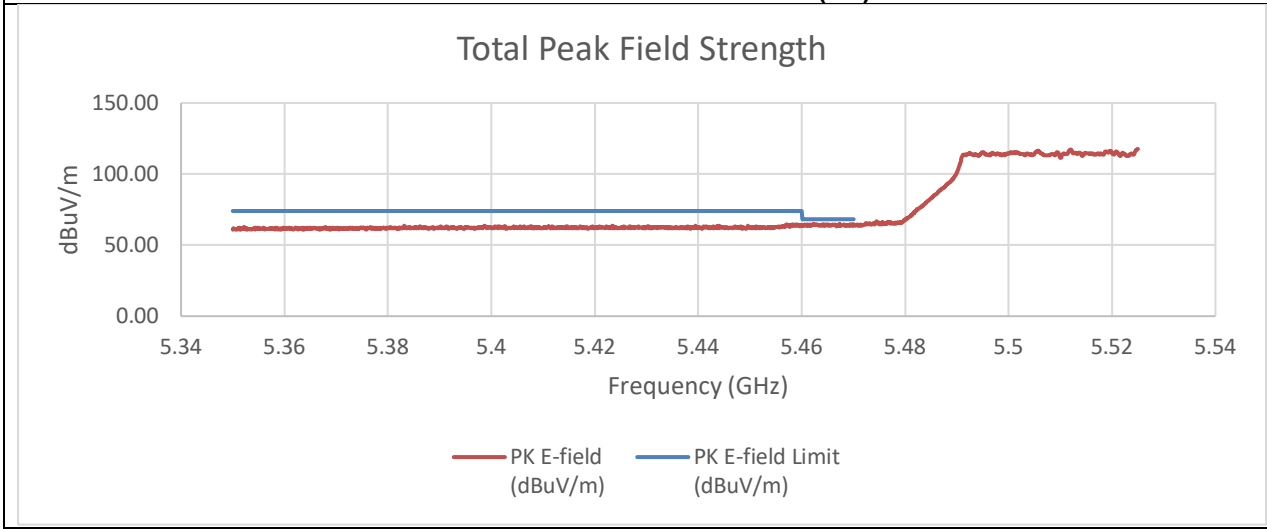

SUMMED BANDEDGE DATA (Av)

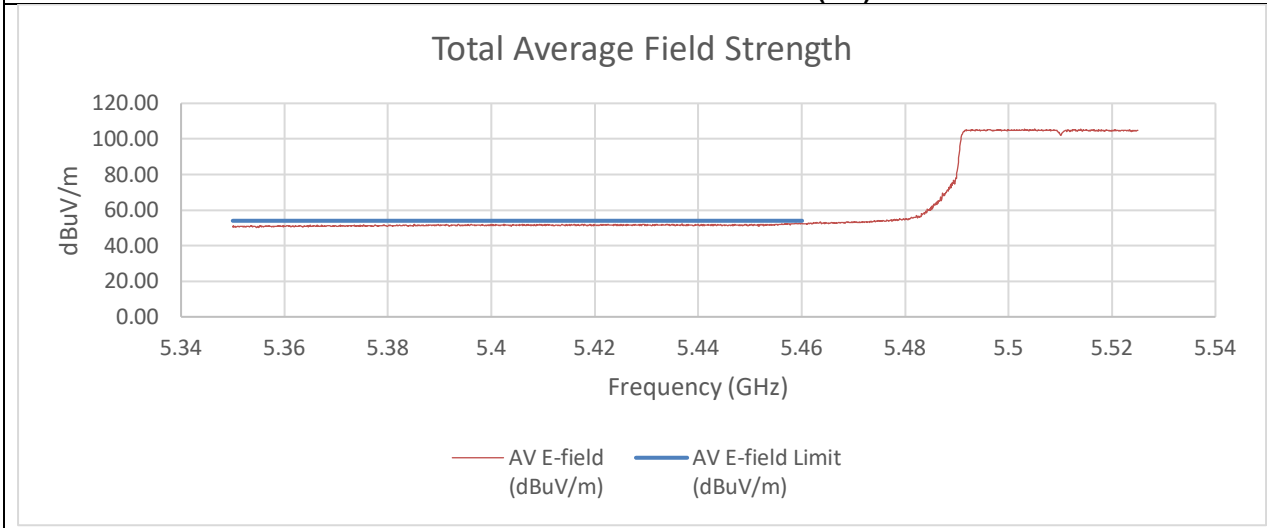

Summed Pk and Av Data at Restricted Band

Frequency (GHz)	PK Reading C1 (dBm)	PK Reading C2 (dBm)	PK EIRP (dBm)	PK E-field (dBuV/m)	PK E-field Limit (dBuV/m)	Margin (dB)
5.46	-46.38	-45.82	-31.41	63.85	74.00	-10.15
5.47	-45.13	-46.07	-30.89	64.36	68.20	-3.84
Frequency (GHz)	**AV Reading C1 (dBm)**	**AV Reading C2 (dBm)**	**AV EIRP (dBm)**	**AV E-field (dBuV/m)**	**AV E-field Limit (dBuV/m)**	**Margin (dB)**
5.46	-57.18	-57.43	-42.62	52.63	54.00	-1.37

An array gain of 11.67 dBi was used in the calculation of the summed data.

UL LLC
12 Laboratory Drive, Research Triangle Park, NC 27709; USA TEL:(919)549-1400
This report shall not be reproduced except in full, without the written approval of UL LLC

2TX CHAIN 0 + CHAIN 1 MODE (High Gain) Low BE 5550 MHz

PK MEASUREMENT

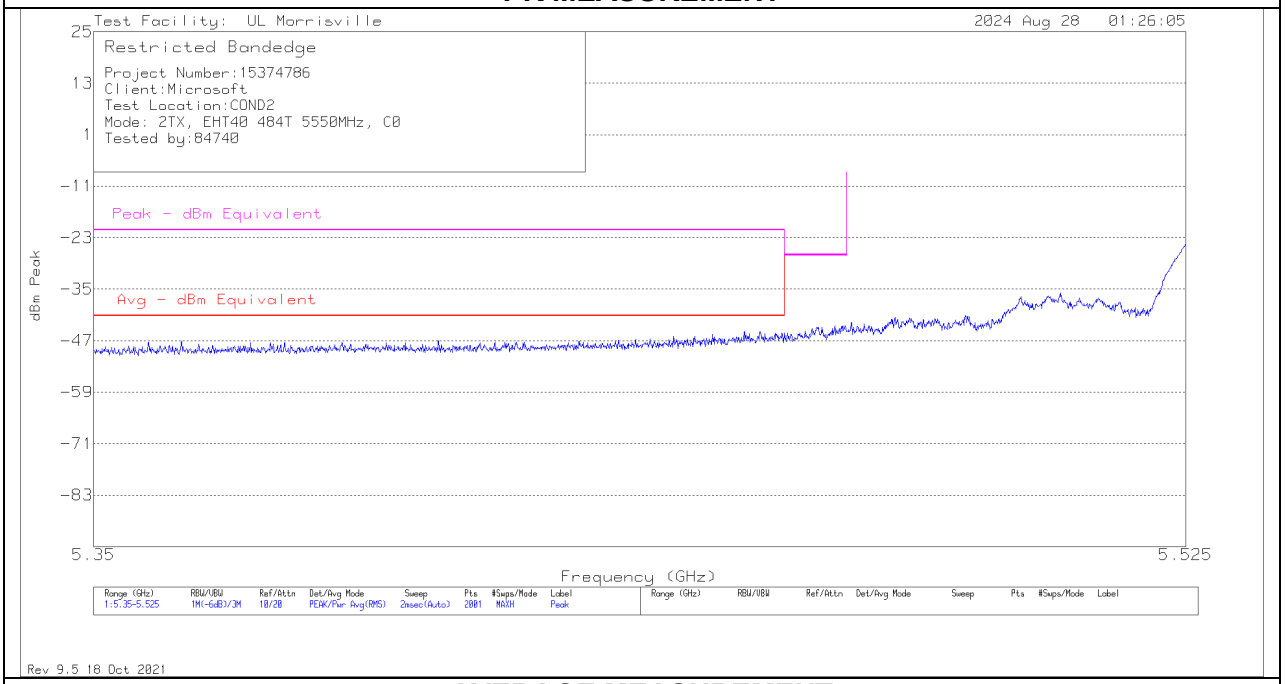

AVERAGE MEASUREMENT

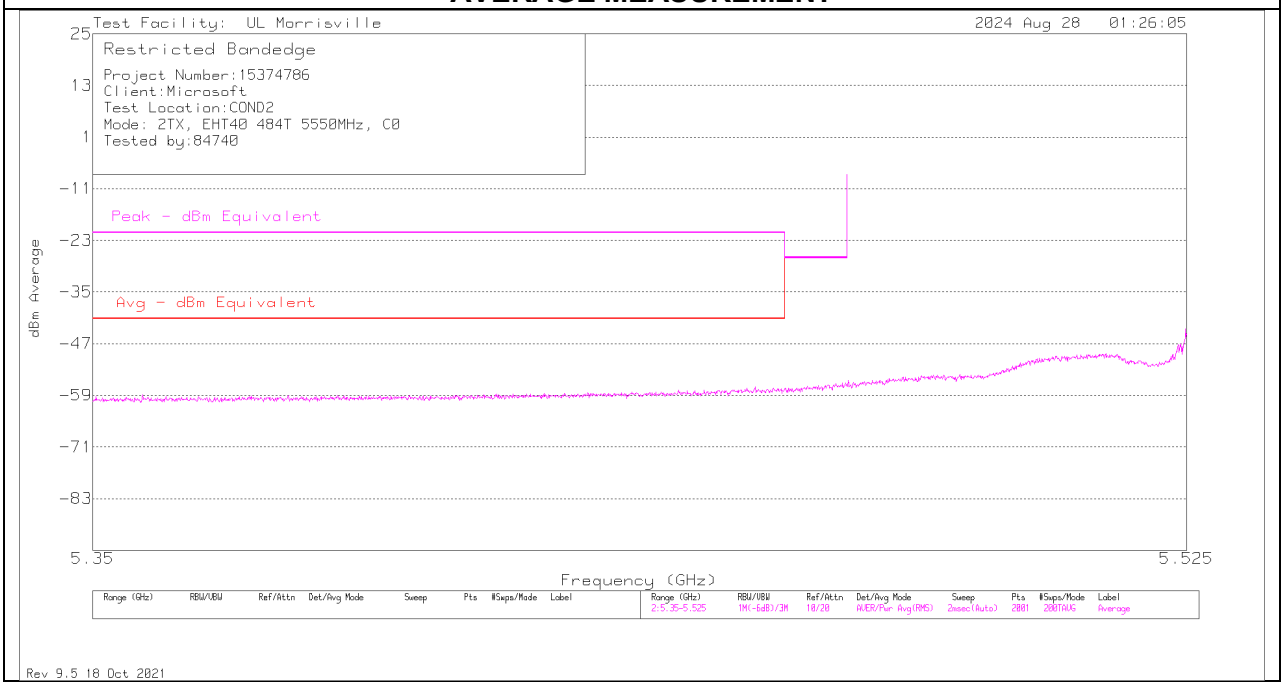

UL LLC
12 Laboratory Drive, Research Triangle Park, NC 27709; USA TEL:(919)549-1400

This report shall not be reproduced except in full, without the written approval of UL LLC

SUMMED BANDEDGE DATA (Pk)

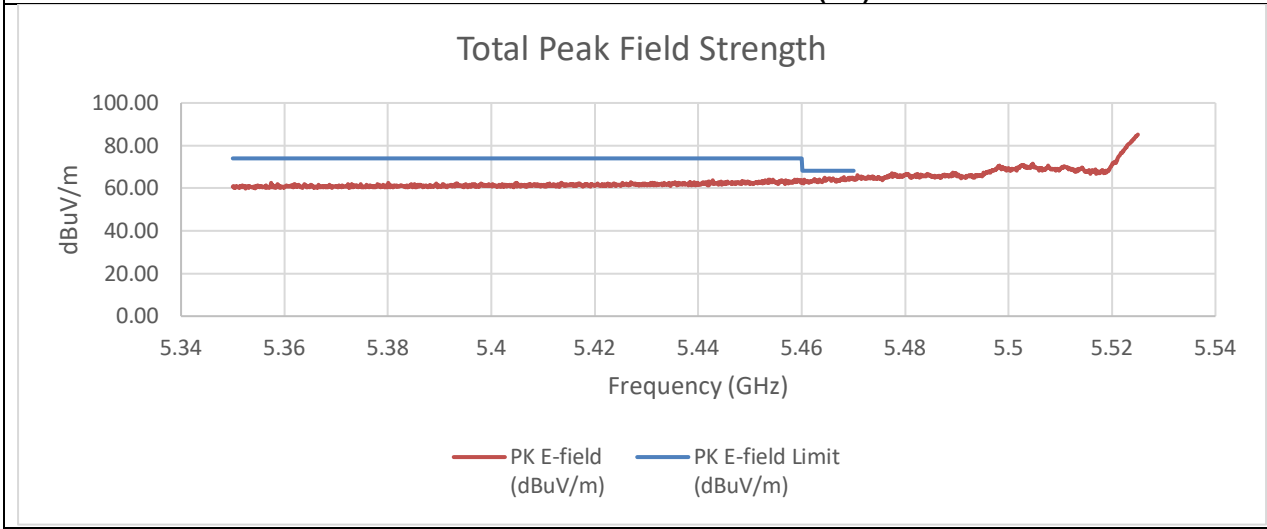

SUMMED BANDEDGE DATA (Av)

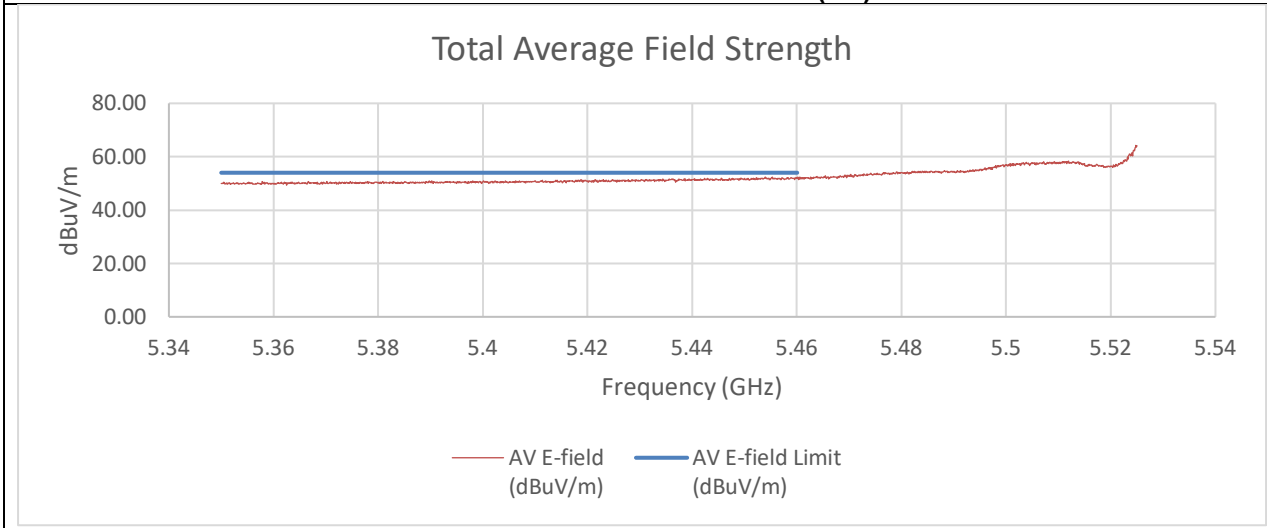

Summed Pk and Av Data at Restricted Band

Frequency (GHz)	PK Reading C1 (dBm)	PK Reading C2 (dBm)	PK EIRP (dBm)	PK E-field (dBuV/m)	PK E-field Limit (dBuV/m)	Margin (dB)
5.46	-45.26	-47.78	-31.66	63.60	74.00	-10.40
5.47	-44.21	-46.91	-30.67	64.58	68.20	-3.62
Frequency (GHz)	**AV Reading C1 (dBm)**	**AV Reading C2 (dBm)**	**AV EIRP (dBm)**	**AV E-field (dBuV/m)**	**AV E-field Limit (dBuV/m)**	**Margin (dB)**
5.46	-57.65	-58.01	-43.15	52.11	54.00	-1.89

An array gain of 11.67 dBi was used in the calculation of the summed data.

UL LLC
12 Laboratory Drive, Research Triangle Park, NC 27709; USA TEL:(919)549-1400
This report shall not be reproduced except in full, without the written approval of UL LLC

2TX CHAIN 0 + CHAIN 1 MODE (High Gain) Low BE 5590 MHz

PK MEASUREMENT

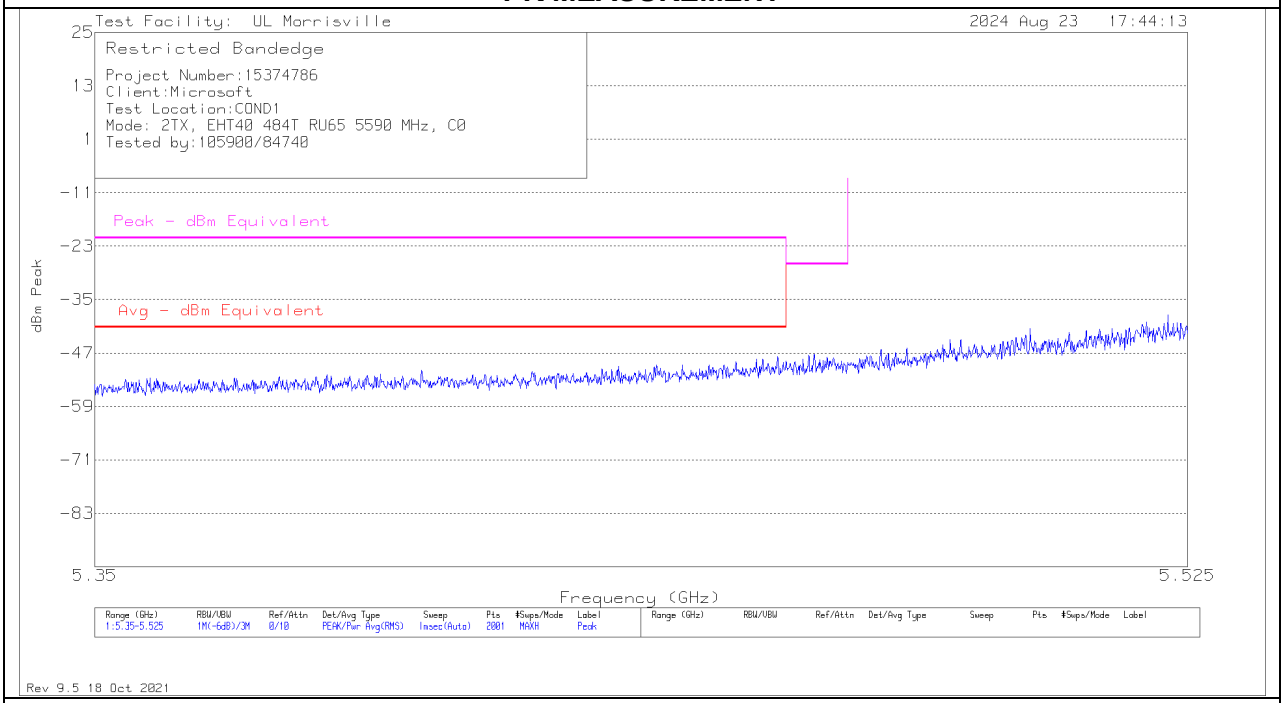

AVERAGE MEASUREMENT

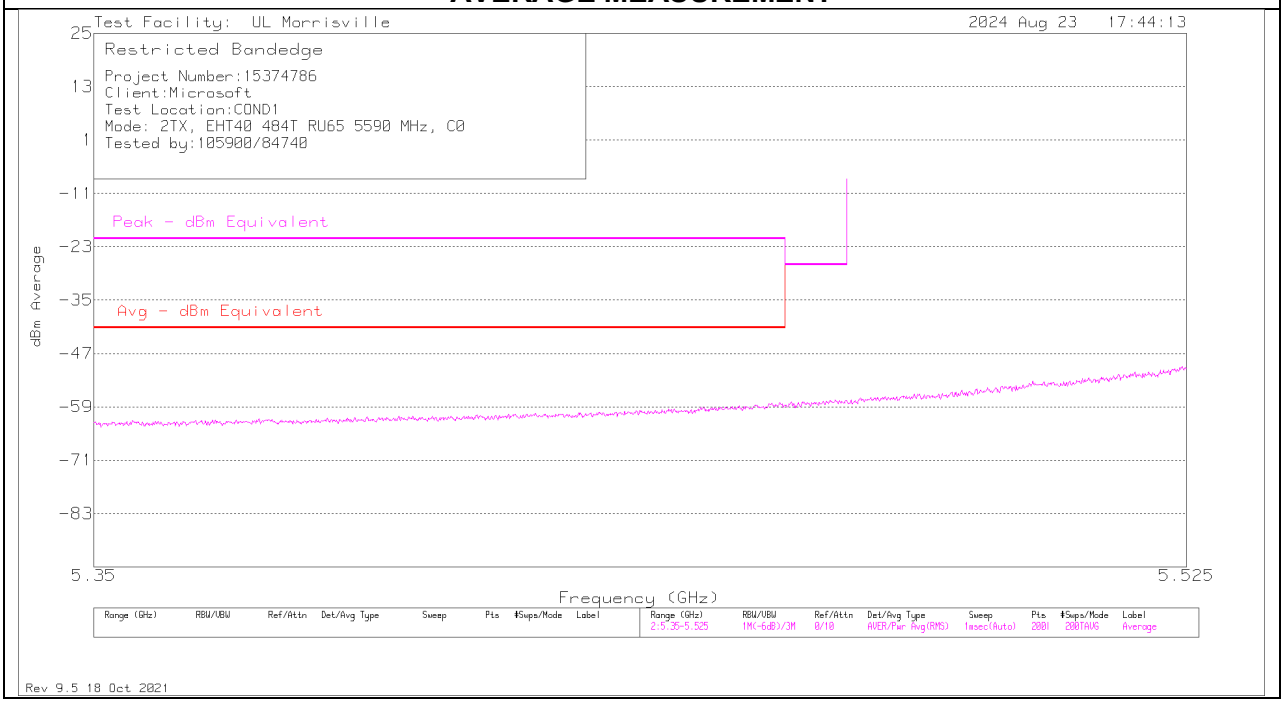

UL LLC
12 Laboratory Drive, Research Triangle Park, NC 27709; USA TEL:(919)549-1400

This report shall not be reproduced except in full, without the written approval of UL LLC

SUMMED BANDEDGE DATA (Pk)

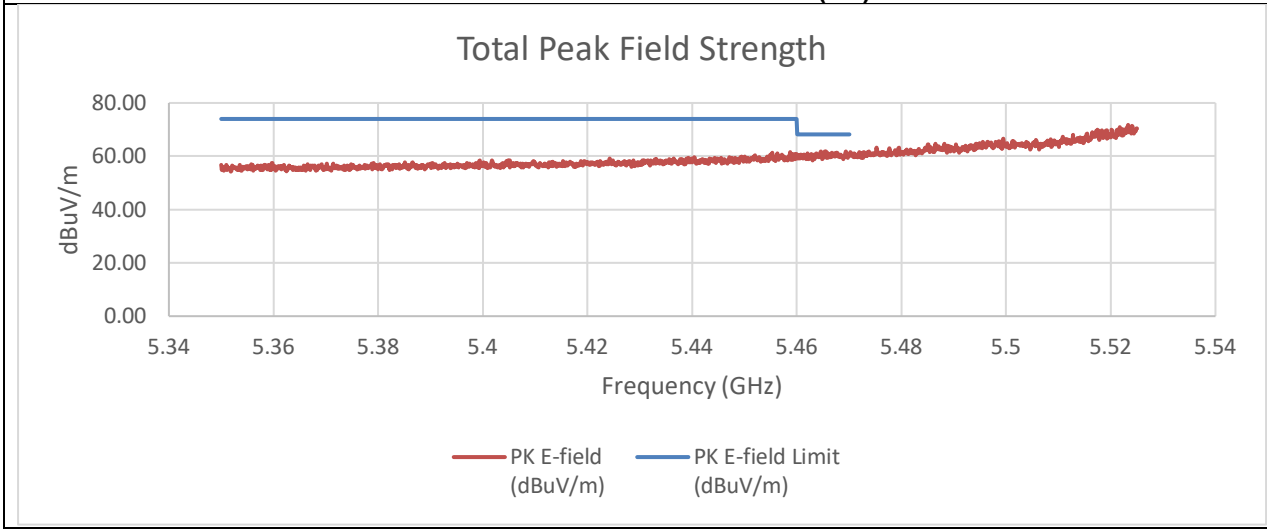

SUMMED BANDEDGE DATA (Av)

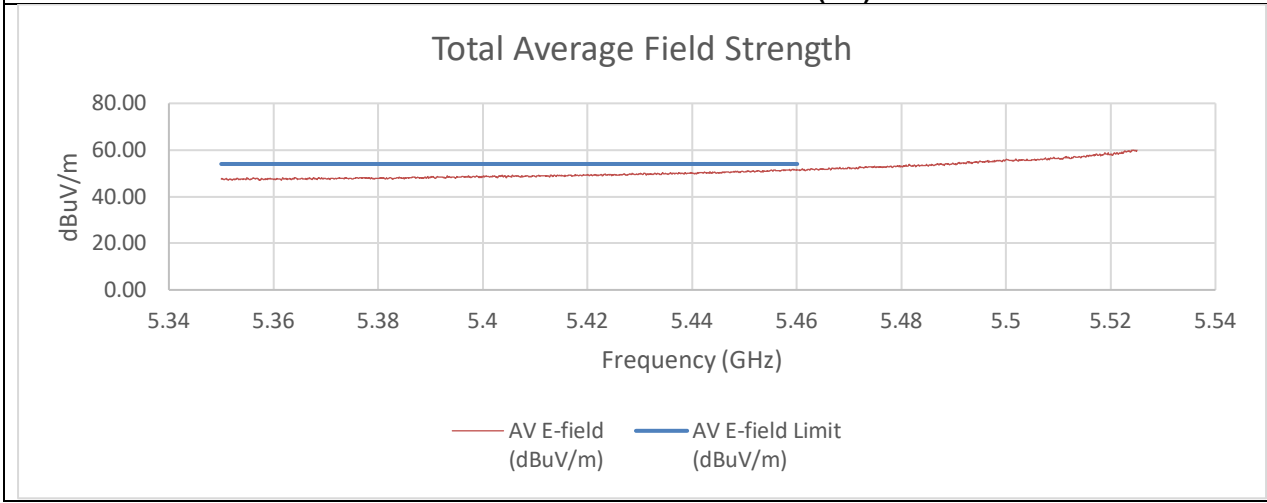

Summed Pk and Av Data at Restricted Band

Frequency (GHz)	PK Reading C1 (dBm)	PK Reading C2 (dBm)	PK EIRP (dBm)	PK E-field (dBuV/m)	PK E-field Limit (dBuV/m)	Margin (dB)
5.46	-48.85	-49.26	-34.37	60.89	74.00	-13.11
5.47	-49.39	-47.72	-33.79	61.46	68.2	-6.74
Frequency (GHz)	**AV Reading C1 (dBm)**	**AV Reading C2 (dBm)**	**AV EIRP (dBm)**	**AV E-field (dBuV/m)**	**AV E-field Limit (dBuV/m)**	**Margin (dB)**
5.46	-58.70	-58.20	-43.76	51.50	54.00	-2.50

An array gain of 11.67 dBi was used in the calculation of the summed data.

UL LLC
12 Laboratory Drive, Research Triangle Park, NC 27709; USA TEL:(919)549-1400
This report shall not be reproduced except in full, without the written approval of UL LLC

2TX CHAIN 0 + CHAIN 1 MODE (High Gain) High BE 5590 MHz

PK MEASUREMENT

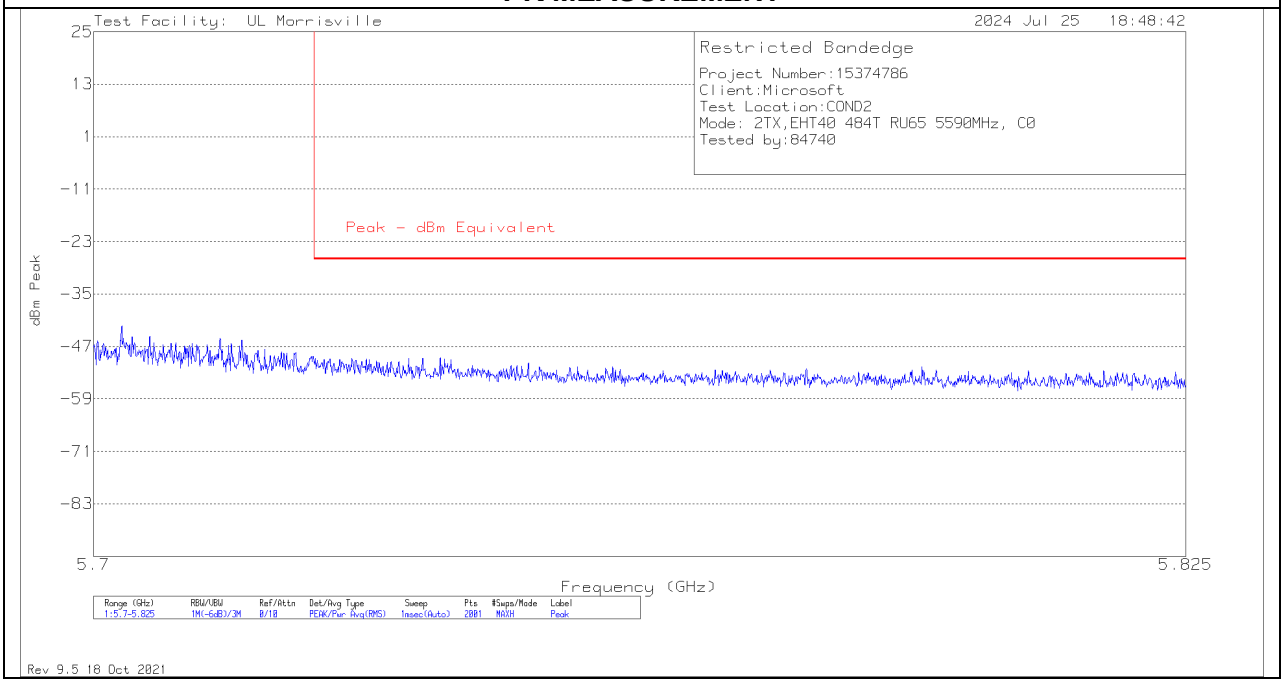

SUMMED BANDEDGE DATA (Pk)

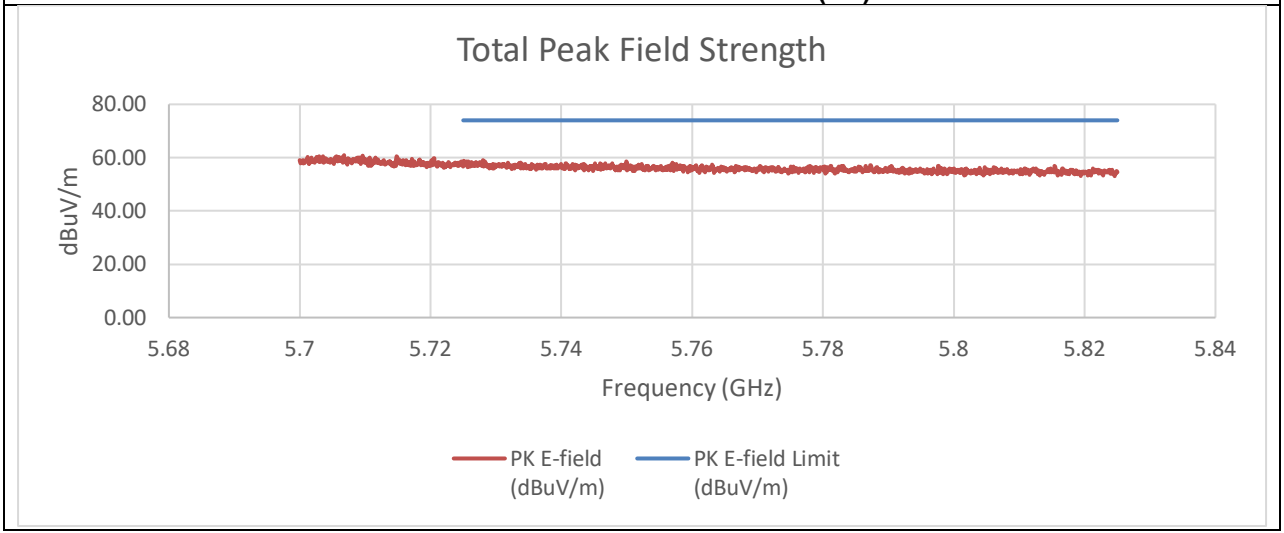

Summed Pk and Av Data at Restricted Band

Frequency (GHz)	PK Reading C1 (dBm)	PK Reading C2 (dBm)	PK EIRP (dBm)	PK E-field (dBuV/m)	PK E-field Limit (dBuV/m)	Margin (dB)
5.725	-52.88	-53.91	-38.68	56.57	74.00	-17.43

An array gain of 11.67 dBi was used in the calculation of the summed data.

UL LLC
12 Laboratory Drive, Research Triangle Park, NC 27709; USA TEL:(919)549-1400
This report shall not be reproduced except in full, without the written approval of UL LLC

2TX CHAIN 0 + CHAIN 1 MODE (High Gain) High BE 5630 MHz

PK MEASUREMENT

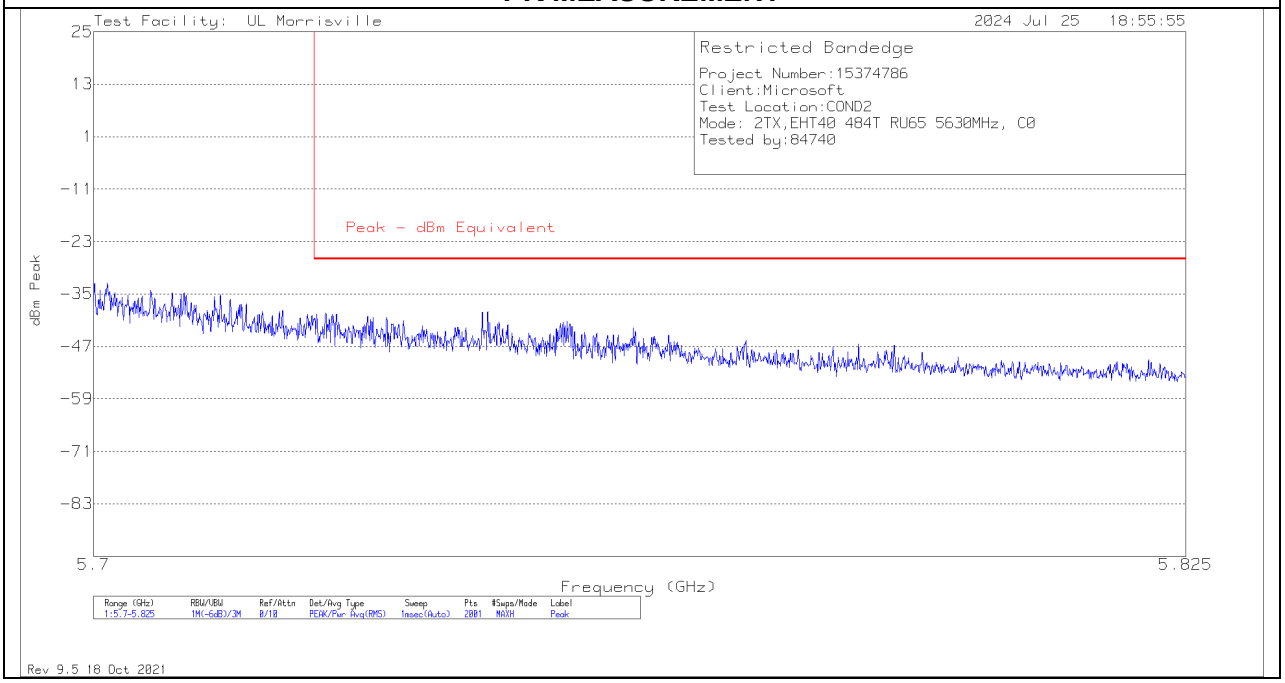

SUMMED BANDEDGE DATA (Pk)

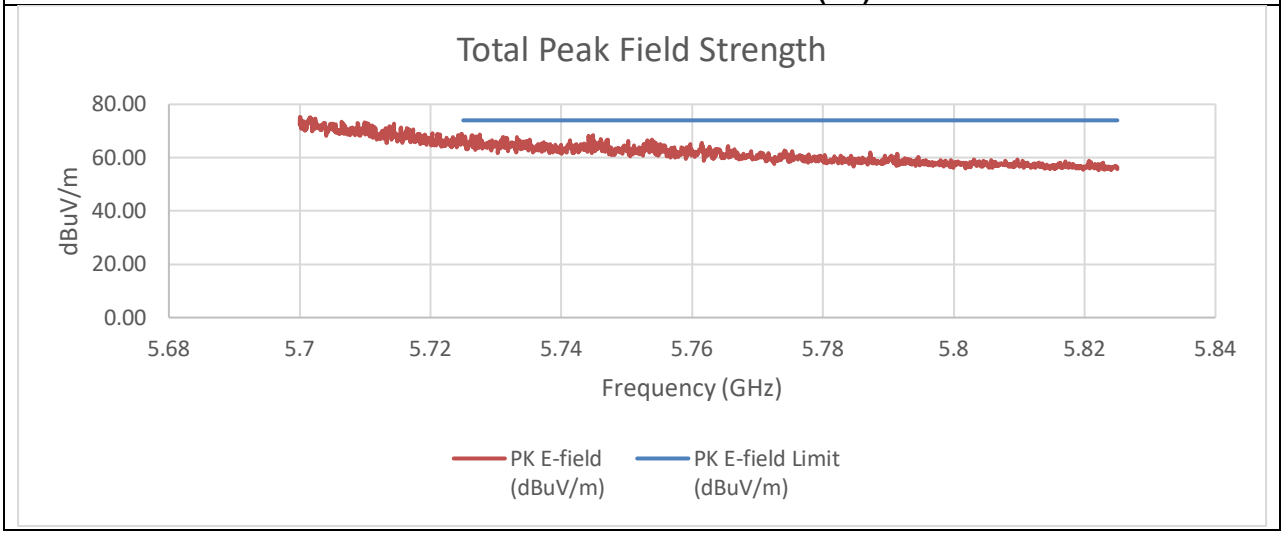

Summed Pk and Av Data at Restricted Band

Frequency (GHz)	PK Reading C1 (dBm)	PK Reading C2 (dBm)	PK EIRP (dBm)	PK E-field (dBuV/m)	PK E-field Limit (dBuV/m)	Margin (dB)
5.725	-40.77	-48.28	-28.39	66.87	74.00	-7.13

An array gain of 11.67 dBi was used in the calculation of the summed data.

UL LLC
12 Laboratory Drive, Research Triangle Park, NC 27709; USA TEL:(919)549-1400
This report shall not be reproduced except in full, without the written approval of UL LLC

2TX CHAIN 0 + CHAIN 1 MODE (High Gain) High BE 5670 MHz

PK MEASUREMENT

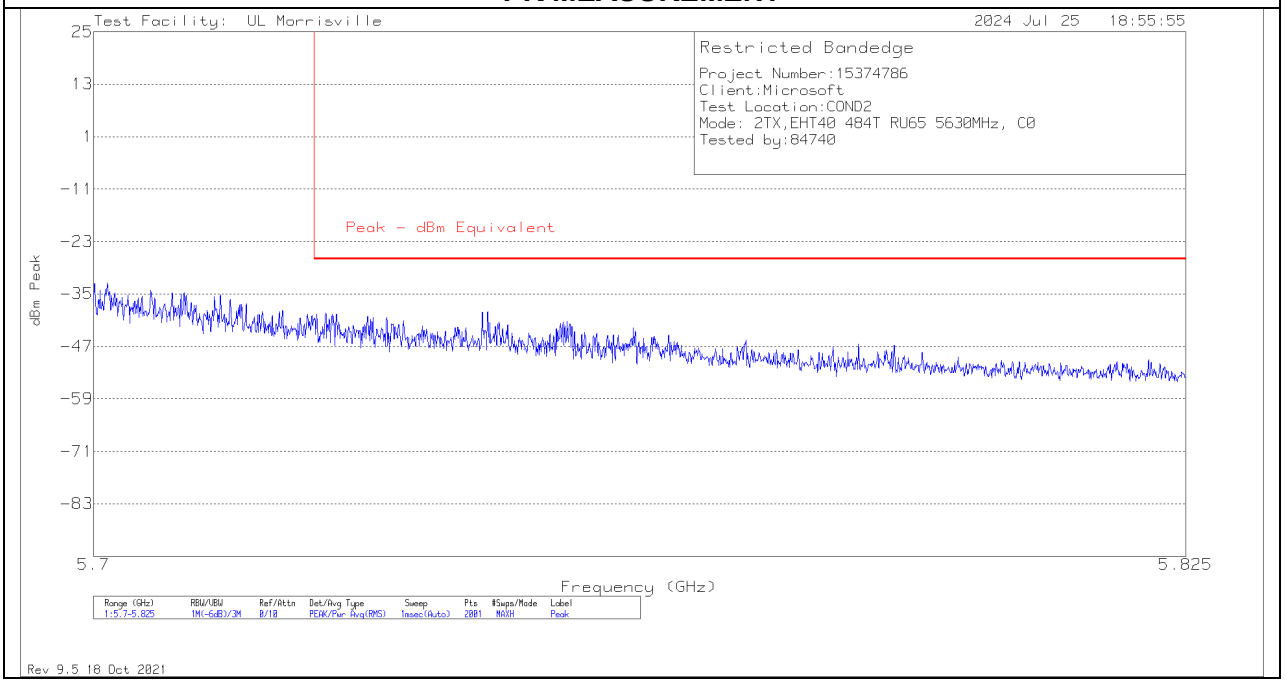

SUMMED BANDEDGE DATA (Pk)

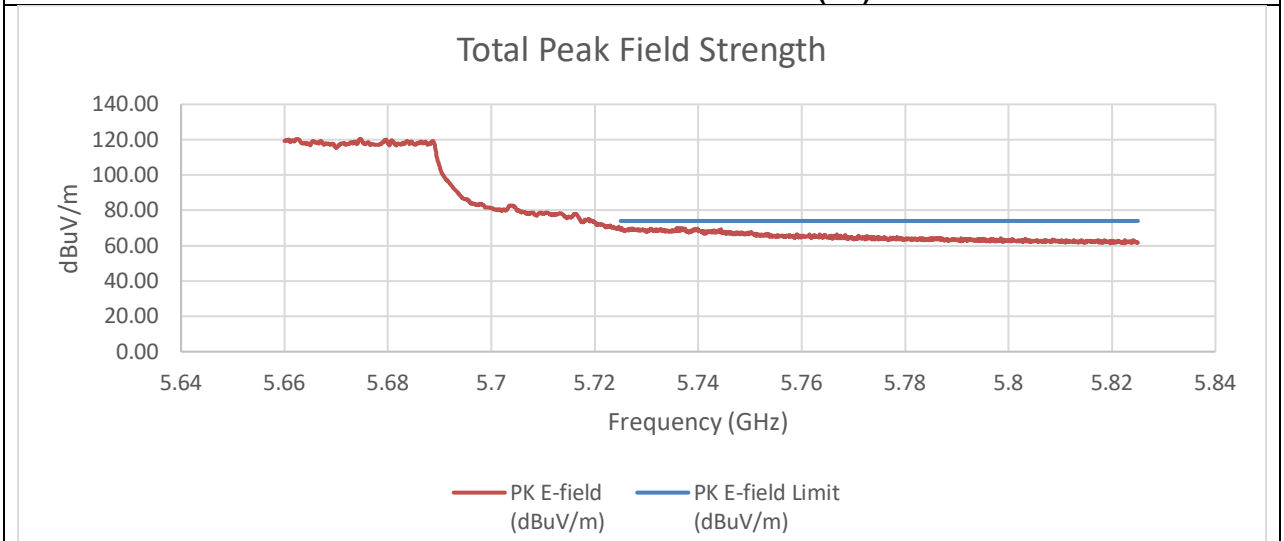

Summed Pk and Av Data at Restricted Band

Frequency (GHz)	PK Reading C1 (dBm)	PK Reading C2 (dBm)	PK EIRP (dBm)	PK E-field (dBuV/m)	PK E-field Limit (dBuV/m)	Margin (dB)
5.725	-39.99	-40.76	-25.68	69.58	74.00	-4.42

An array gain of 11.67 dBi was used in the calculation of the summed data.

UL LLC
12 Laboratory Drive, Research Triangle Park, NC 27709; USA TEL:(919)549-1400
This report shall not be reproduced except in full, without the written approval of UL LLC

10.1.24. TX ABOVE 1 GHz 802.11BE EHT80 MODE IN THE 5.6 GHz BAND

TX ABOVE 1 GHz 802.11be EHT80 996T MODE IN THE 5.6 GHz BAND

2TX CHAIN 0 + CHAIN 1 MODE (Low Gain) Low BE 5530 MHz

SUMMED BANDEDGE DATA (Pk) Fast Method

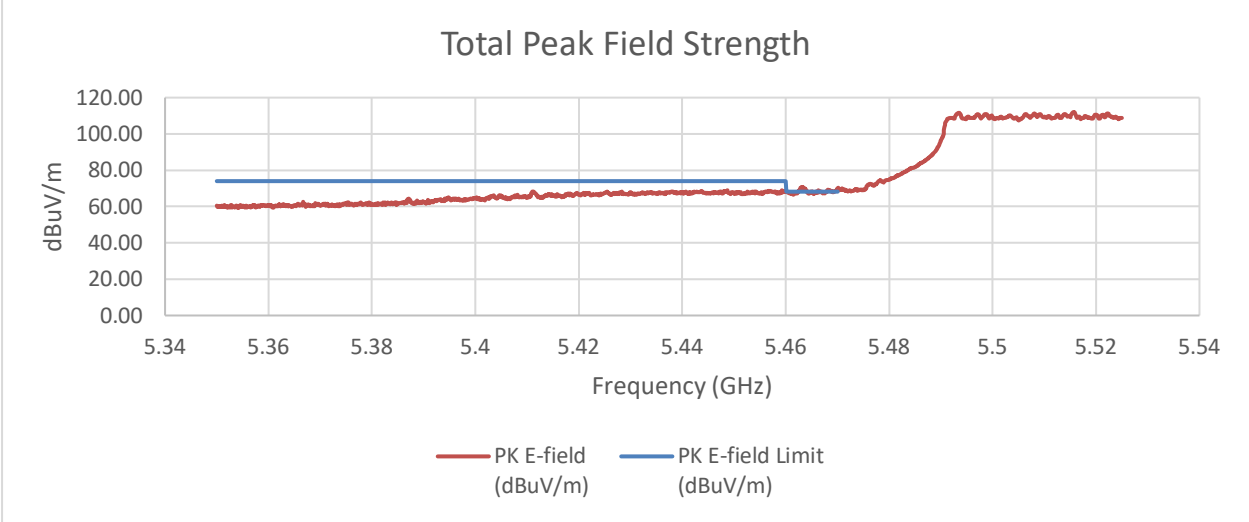

SUMMED BANDEDGE DATA (Av) Fast Method

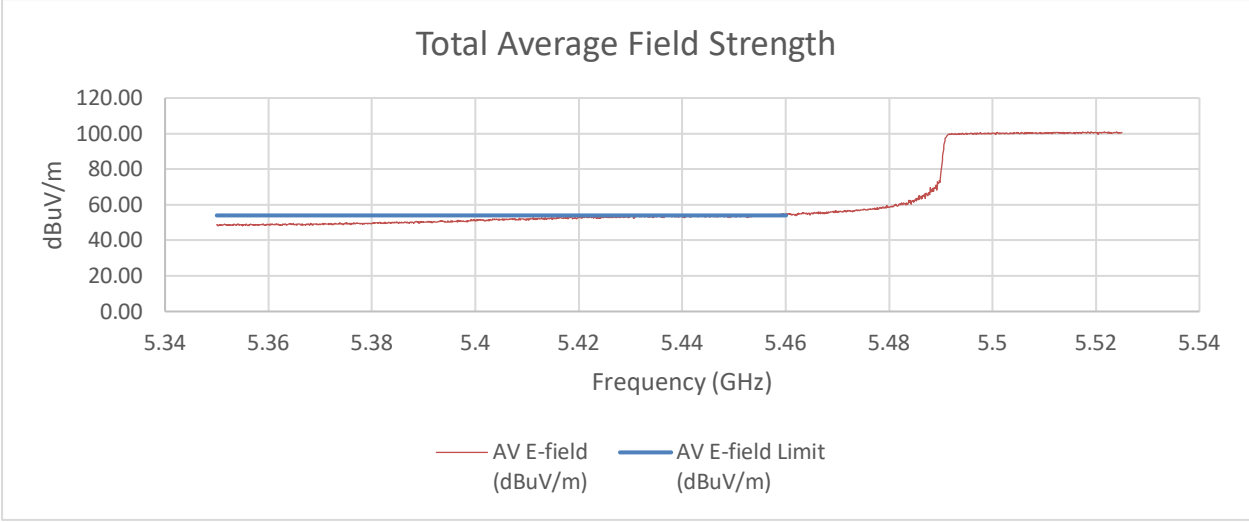

UL LLC
12 Laboratory Drive, Research Triangle Park, NC 27709; USA TEL:(919)549-1400
This report shall not be reproduced except in full, without the written approval of UL LLC

SUMMED BANDEDGE DATA (Pk) Slow Sweep

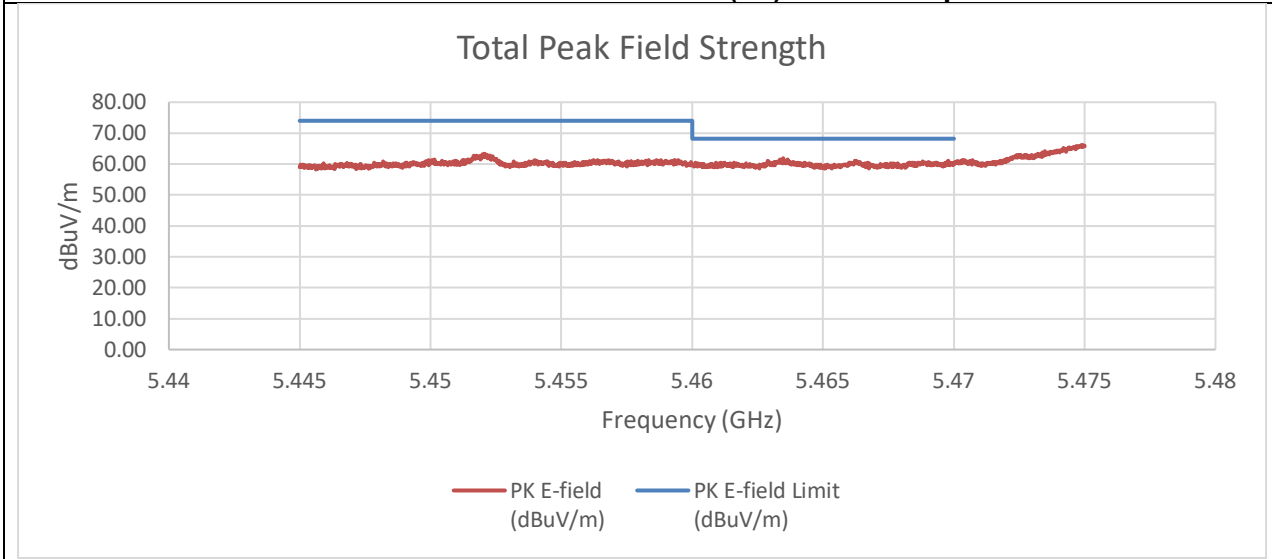

SUMMED BANDEDGE DATA (Av) Slow Sweep

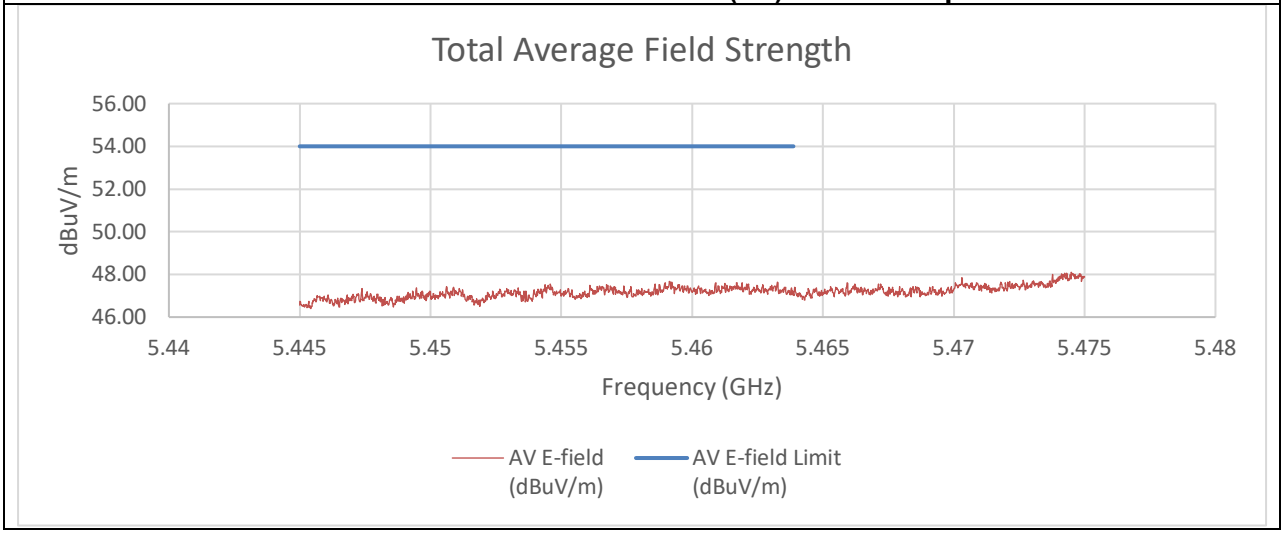

Summed Pk and Av Data at Restricted Band

Frequency (GHz)	PK Reading C1 (dBm)	PK Reading C2 (dBm)	PK EIRP (dBm)	PK E-field (dBuV/m)	PK E-field Limit (dBuV/m)	Margin (dB)
5.46	-47.38	-46.56	-35.73	59.53	74.00	-14.47
5.47	-46.39	-46.91	-35.42	59.84	68.2	-8.36
Frequency (GHz)	**AV Reading C1 (dBm)**	**AV Reading C2 (dBm)**	**AV EIRP (dBm)**	**AV E-field (dBuV/m)**	**AV E-field Limit (dBuV/m)**	**Margin (dB)**
5.46	-59.25	-59.51	-48.07	47.19	54.00	-6.81

An array gain of 8.21 dBi and a duty cycle correction factor of 0.09 dBm was used in the calculation of the summed data. Fast sweep was performed just to show that no other emissions existed outside of the frequencies observed by the slow sweep measurement.

UL LLC
12 Laboratory Drive, Research Triangle Park, NC 27709; USA TEL:(919)549-1400
This report shall not be reproduced except in full, without the written approval of UL LLC

2TX CHAIN 0 + CHAIN 1 MODE (Low Gain) Low BE 5610 MHz

SUMMED BANDEDGE DATA (Pk) Fast Method

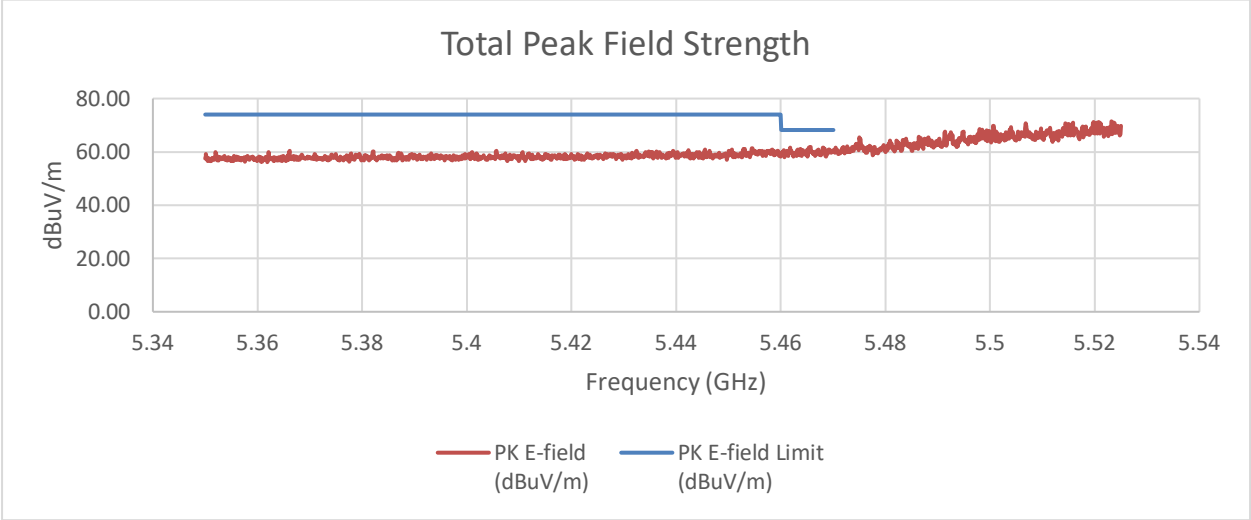

SUMMED BANDEDGE DATA (Av) Fast Method

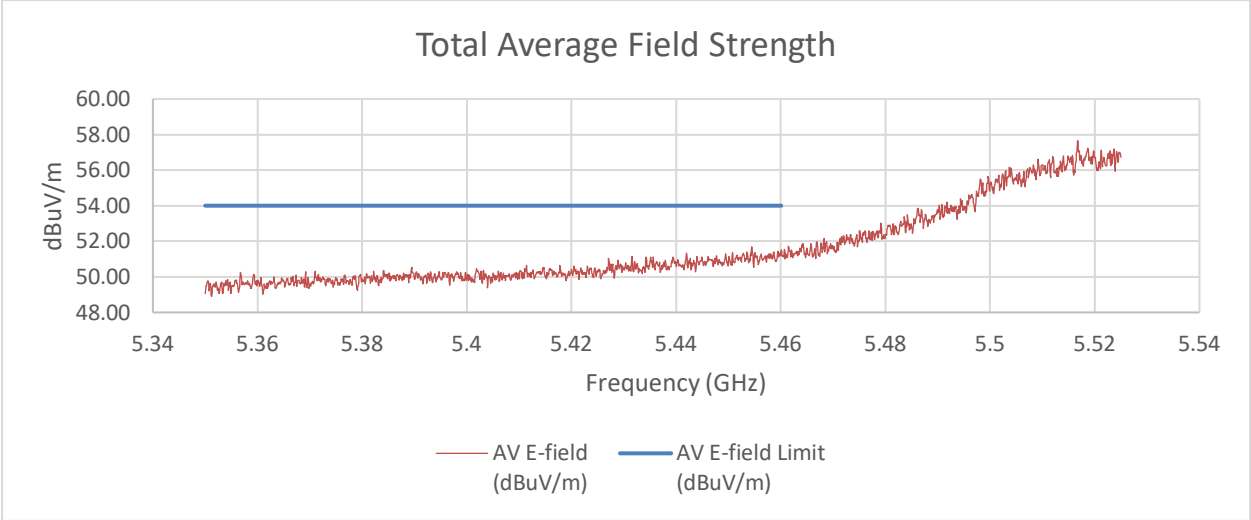

UL LLC
12 Laboratory Drive, Research Triangle Park, NC 27709; USA TEL:(919)549-1400
This report shall not be reproduced except in full, without the written approval of UL LLC

SUMMED BANDEDGE DATA (Pk) Slow Sweep

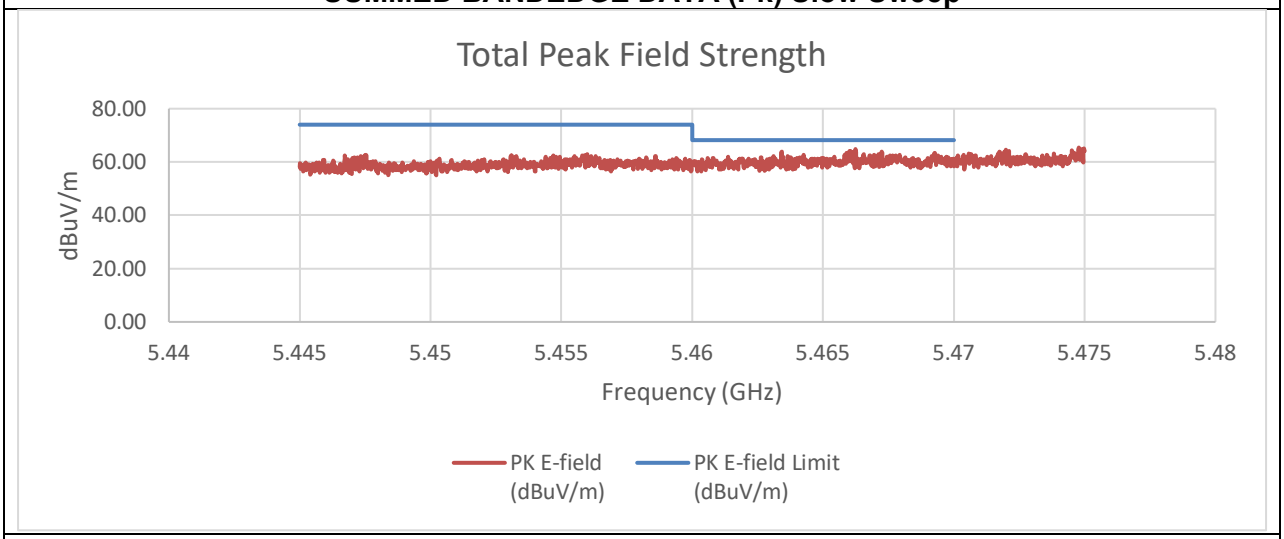

SUMMED BANDEDGE DATA (Av) Slow Sweep

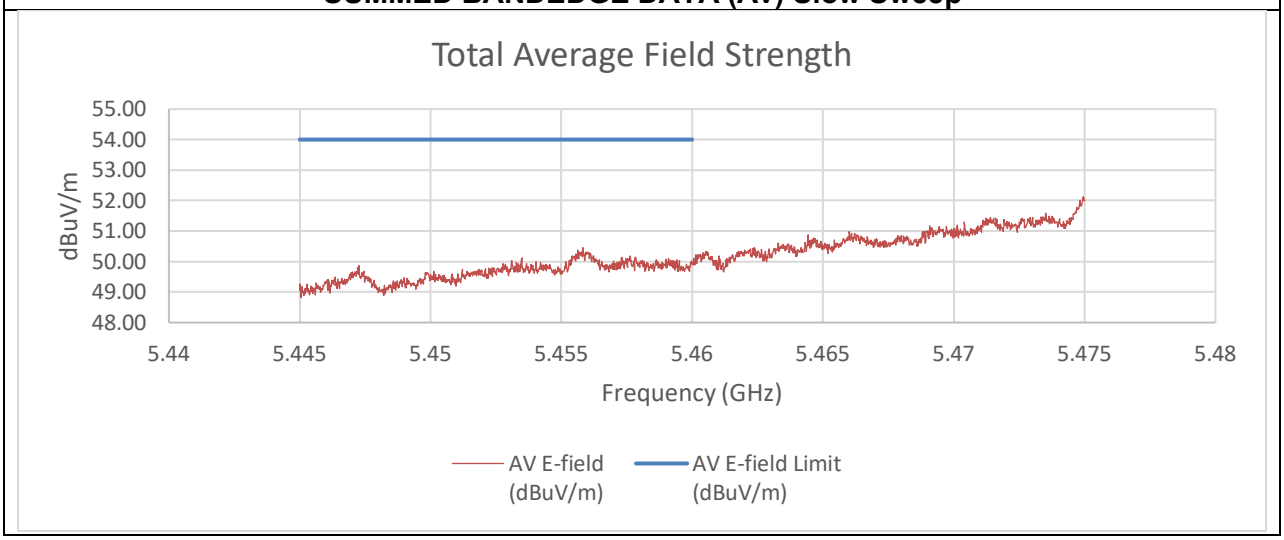

Summed Pk and Av Data at Restricted Band

Frequency (GHz)	PK Reading C1 (dBm)	PK Reading C2 (dBm)	PK EIRP (dBm)	PK E-field (dBuV/m)	PK E-field Limit (dBuV/m)	Margin (dB)
5.46	-45.17	-48.80	-35.40	59.86	74.00	-14.14
5.47	-44.06	-47.33	-34.17	61.08	68.20	-7.12
Frequency (GHz)	**AV Reading C1 (dBm)**	**AV Reading C2 (dBm)**	**AV EIRP (dBm)**	**AV E-field (dBuV/m)**	**AV E-field Limit (dBuV/m)**	**Margin (dB)**
5.46	-55.71	-57.71	-45.29	49.97	54.00	-4.03

An array gain of 8.21 dBi and a duty cycle correction factor of 0.09 dBm was used in the calculation of the summed data. Fast sweep was performed just to show that no other emissions existed outside of the frequencies observed by the slow sweep measurement.

UL LLC
12 Laboratory Drive, Research Triangle Park, NC 27709; USA TEL:(919)549-1400
This report shall not be reproduced except in full, without the written approval of UL LLC

2TX CHAIN 0 + CHAIN 1 MODE (Low Gain) High BE 5610 MHz

SUMMED BANDEDGE DATA (Pk) Fast Method

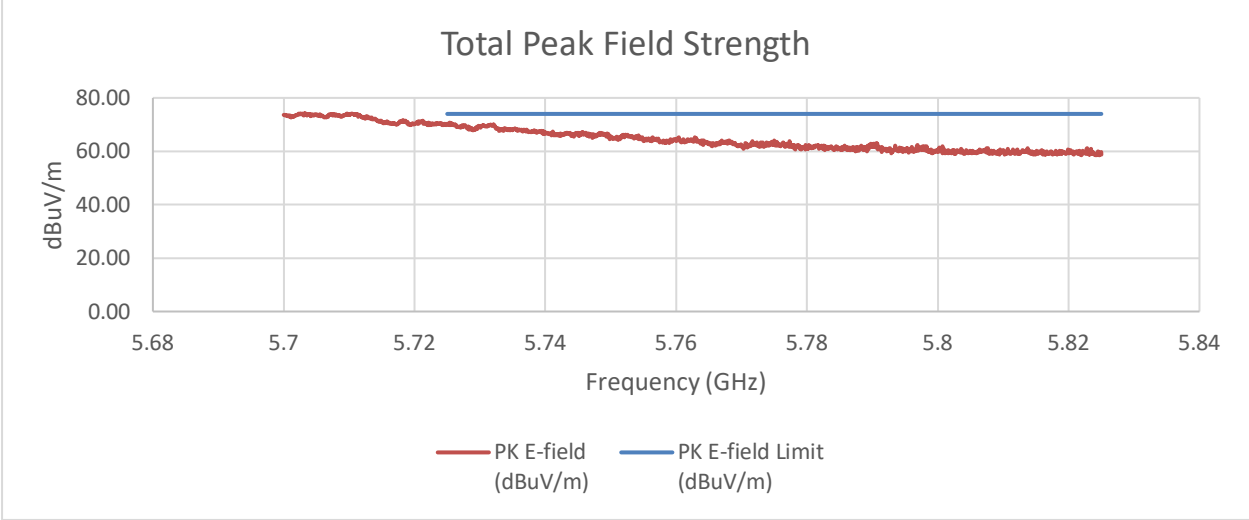

Summed Pk Data Restricted Band

Frequency (GHz)	PK Reading C1 (dBm)	PK Reading C2 (dBm)	PK EIRP (dBm)	PK E-field (dBuV/m)	PK E-field Limit (dBuV/m)	Margin (dB)
5.725	-34.54	-39.10	-25.03	70.23	74.00	-3.77

An array gain of 8.21 dBi was used in the calculation of the summed data.

UL LLC
12 Laboratory Drive, Research Triangle Park, NC 27709; USA TEL:(919)549-1400
This report shall not be reproduced except in full, without the written approval of UL LLC

2TX CHAIN 0 + CHAIN 1 MODE (Mid Gain) Low BE 5530 MHz

SUMMED BANDEDGE DATA (Pk) Fast Method

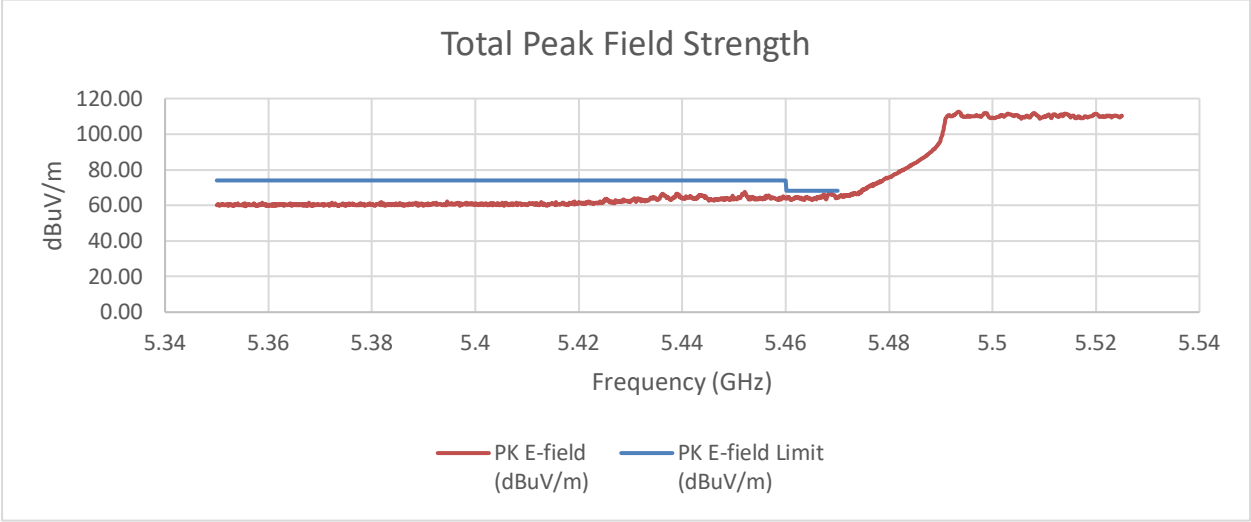

SUMMED BANDEDGE DATA (Av) Fast Method

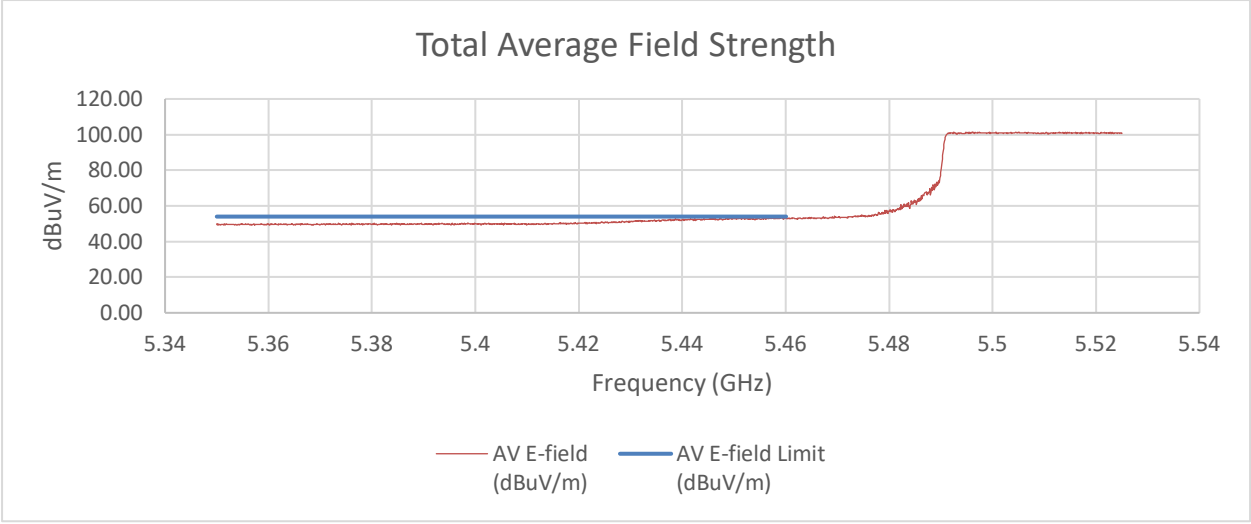

UL LLC
12 Laboratory Drive, Research Triangle Park, NC 27709; USA TEL:(919)549-1400
This report shall not be reproduced except in full, without the written approval of UL LLC

SUMMED BANDEDGE DATA (Pk) Slow Sweep

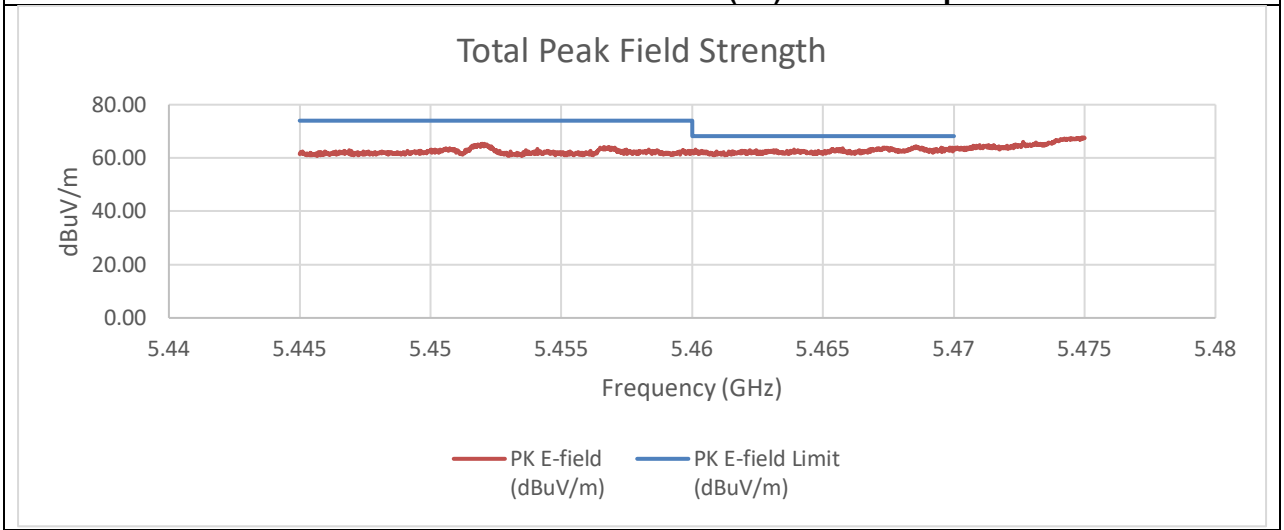

SUMMED BANDEDGE DATA (Av) Slow Sweep

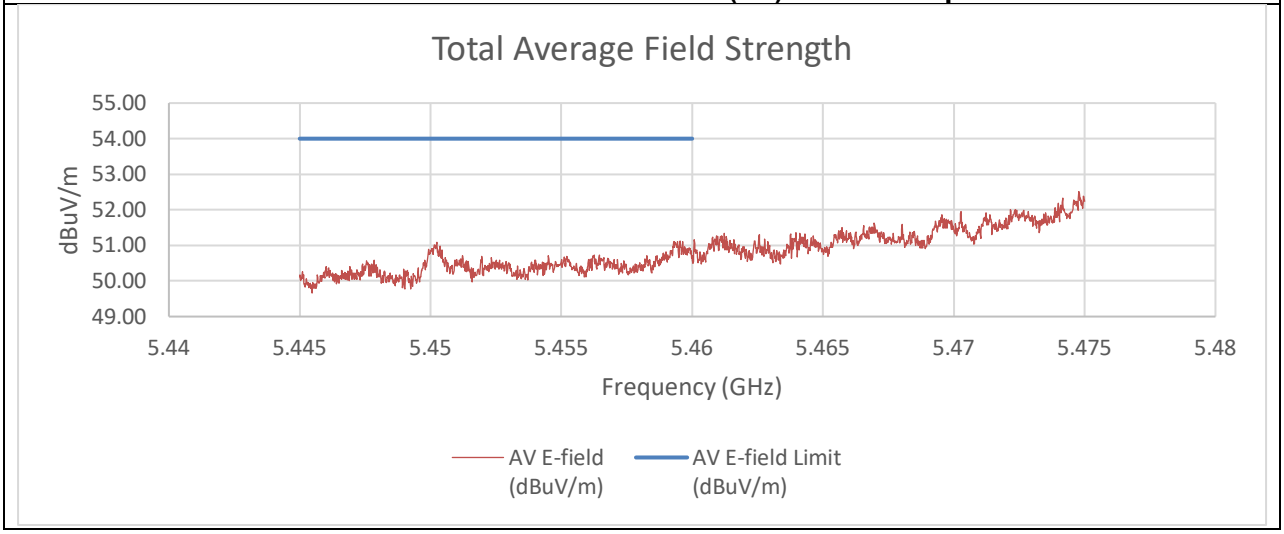

Summed Pk and Av Data at Restricted Band

Frequency (GHz)	PK Reading C1 (dBm)	PK Reading C2 (dBm)	PK EIRP (dBm)	PK E-field (dBuV/m)	PK E-field Limit (dBuV/m)	Margin (dB)
5.46	-45.66	-47.77	-33.27	61.99	74.00	-12.01
5.47	-43.83	-46.40	-31.61	63.65	68.20	-4.55
Frequency (GHz)	**AV Reading C1 (dBm)**	**AV Reading C2 (dBm)**	**AV EIRP (dBm)**	**AV E-field (dBuV/m)**	**AV E-field Limit (dBuV/m)**	**Margin (dB)**
5.46	-56.38	-60.49	-44.56	50.70	54.00	-3.30

An array gain of 10.31 dBi and a duty cycle correction factor of 0.09 dBm was used in the calculation of the summed data. Fast sweep was performed just to show that no other emissions existed outside of the frequencies observed by the slow sweep measurement.

UL LLC
12 Laboratory Drive, Research Triangle Park, NC 27709; USA TEL:(919)549-1400
This report shall not be reproduced except in full, without the written approval of UL LLC

2TX CHAIN 0 + CHAIN 1 MODE (Mid Gain) Low BE 5610 MHz

SUMMED BANDEDGE DATA (Pk) Fast Method

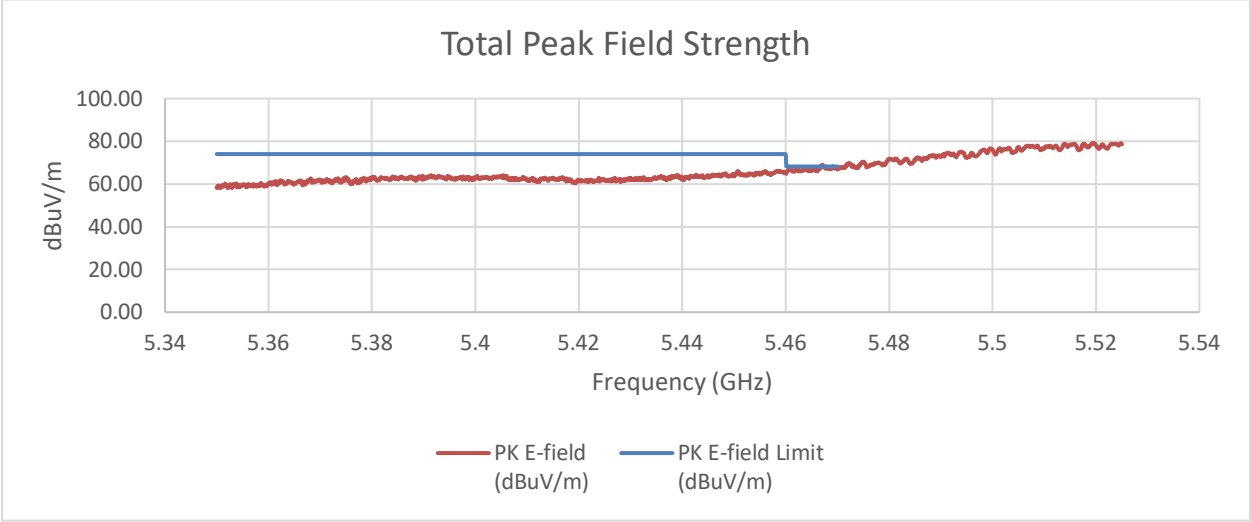

SUMMED BANDEDGE DATA (Av) Fast Method

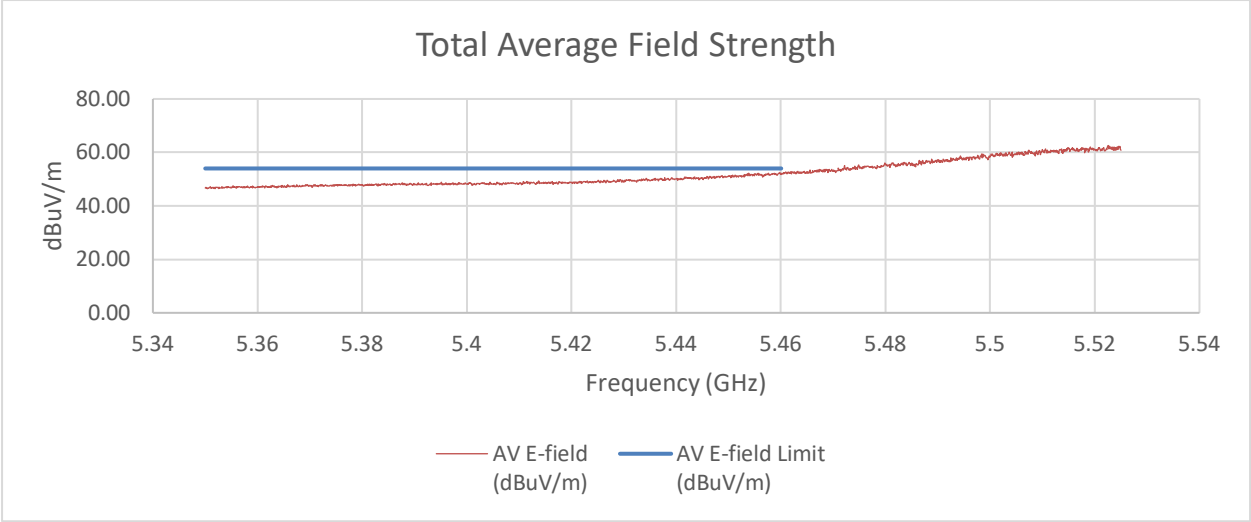

UL LLC
12 Laboratory Drive, Research Triangle Park, NC 27709; USA TEL:(919)549-1400
This report shall not be reproduced except in full, without the written approval of UL LLC

SUMMED BANDEDGE DATA (Pk) Slow Sweep

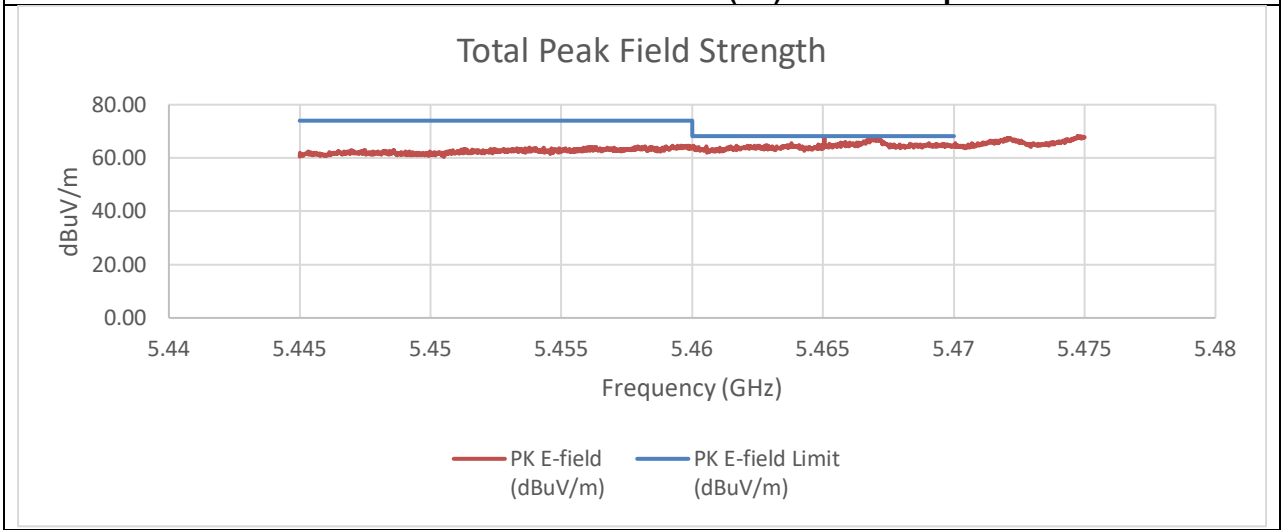

SUMMED BANDEDGE DATA (Av) Slow Sweep

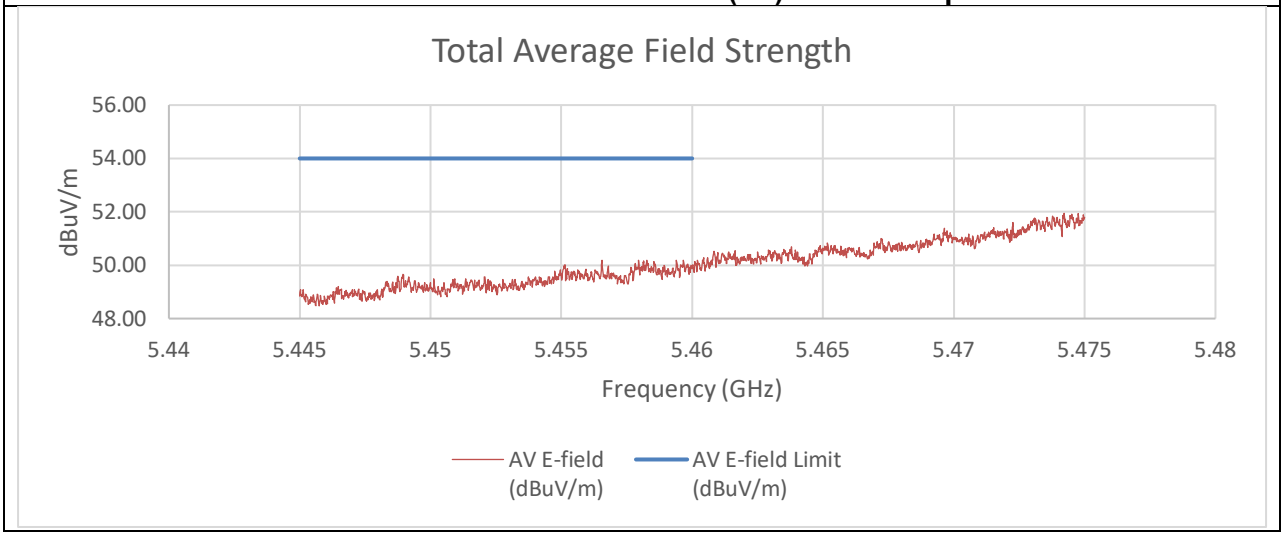

Summed Pk and Av Data at Restricted Band

Frequency (GHz)	PK Reading C1 (dBm)	PK Reading C2 (dBm)	PK EIRP (dBm)	PK E-field (dBuV/m)	PK E-field Limit (dBuV/m)	Margin (dB)
5.46	-43.67	-45.82	-31.29	63.96	74.00	-10.04
5.47	-42.14	-46.49	-30.47	64.79	68.20	-3.41
Frequency (GHz)	**AV Reading C1 (dBm)**	**AV Reading C2 (dBm)**	**AV EIRP (dBm)**	**AV E-field (dBuV/m)**	**AV E-field Limit (dBuV/m)**	**Margin (dB)**
5.46	-57.86	-59.99	-45.39	49.87	54.00	-4.13

An array gain of 10.31 dBi and a duty cycle correction factor of 0.09 dBm was used in the calculation of the summed data. Fast sweep was performed just to show that no other emissions existed outside of the frequencies observed by the slow sweep measurement.

UL LLC
12 Laboratory Drive, Research Triangle Park, NC 27709; USA TEL:(919)549-1400
This report shall not be reproduced except in full, without the written approval of UL LLC

2TX CHAIN 0 + CHAIN 1 MODE (Mid Gain) High BE 5610 MHz

SUMMED BANDEDGE DATA (Pk) Fast Method

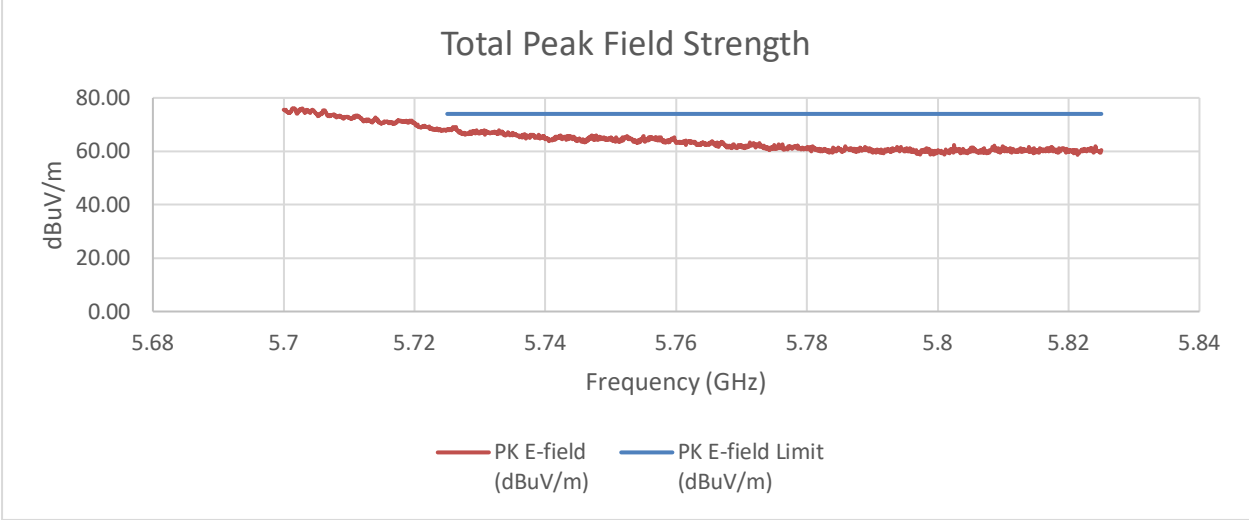

Summed Pk Data Restricted Band

Frequency (GHz)	PK Reading C1 (dBm)	PK Reading C2 (dBm)	PK EIRP (dBm)	PK E-field (dBuV/m)	PK E-field Limit (dBuV/m)	Margin (dB)
5.725	-38.17	-45.11	-27.06	68.20	74.00	-5.80

An array gain of 10.31 dBi was used in the calculation of the summed data.

UL LLC
12 Laboratory Drive, Research Triangle Park, NC 27709; USA TEL:(919)549-1400
This report shall not be reproduced except in full, without the written approval of UL LLC

2TX CHAIN 0 + CHAIN 1 MODE (High Gain) Low BE 5530 MHz

PK MEASUREMENT

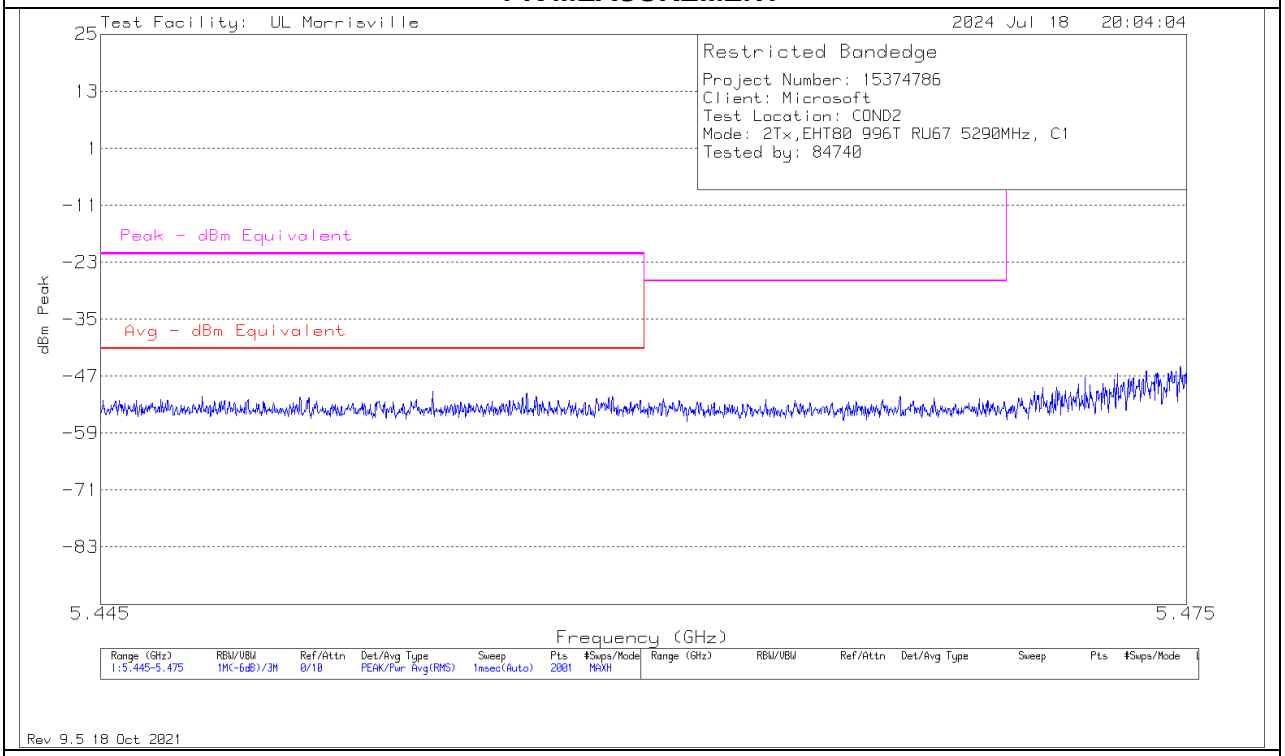

AVERAGE MEASUREMENT

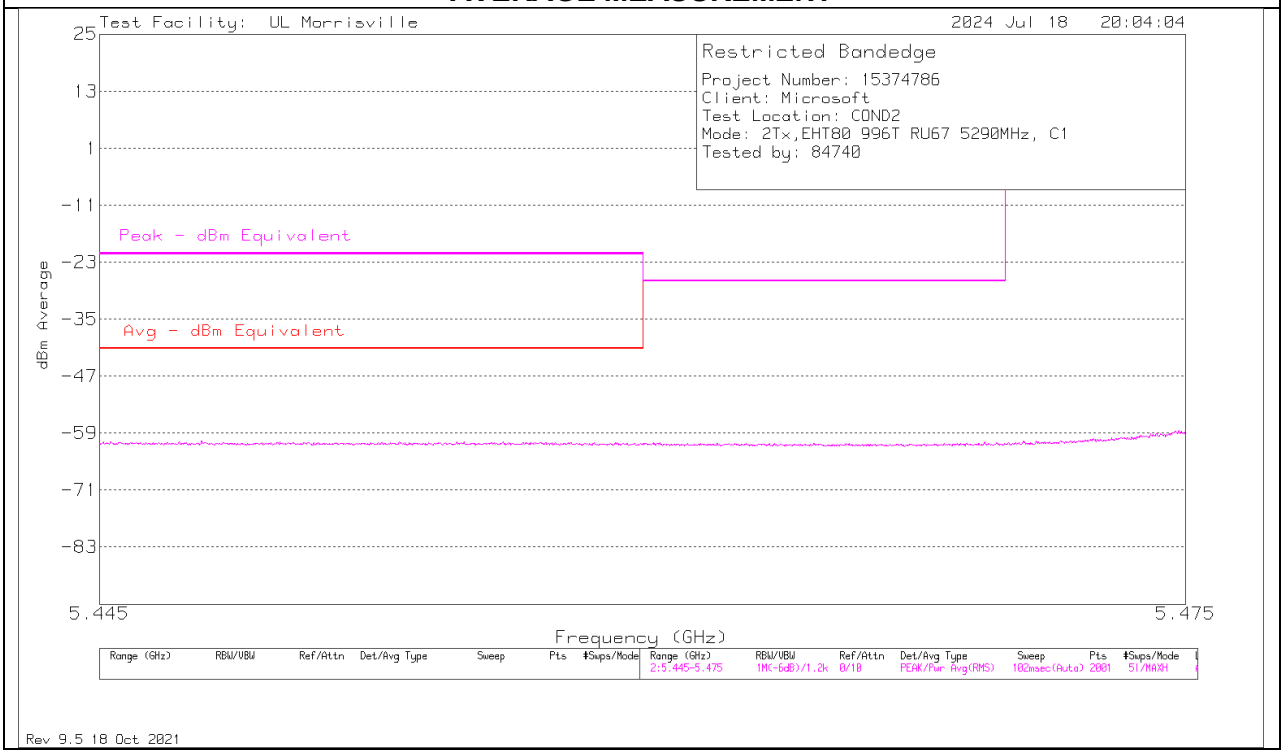

UL LLC
12 Laboratory Drive, Research Triangle Park, NC 27709; USA TEL:(919)549-1400

This report shall not be reproduced except in full, without the written approval of UL LLC

SUMMED BANDEDGE DATA (Pk) Fast Method

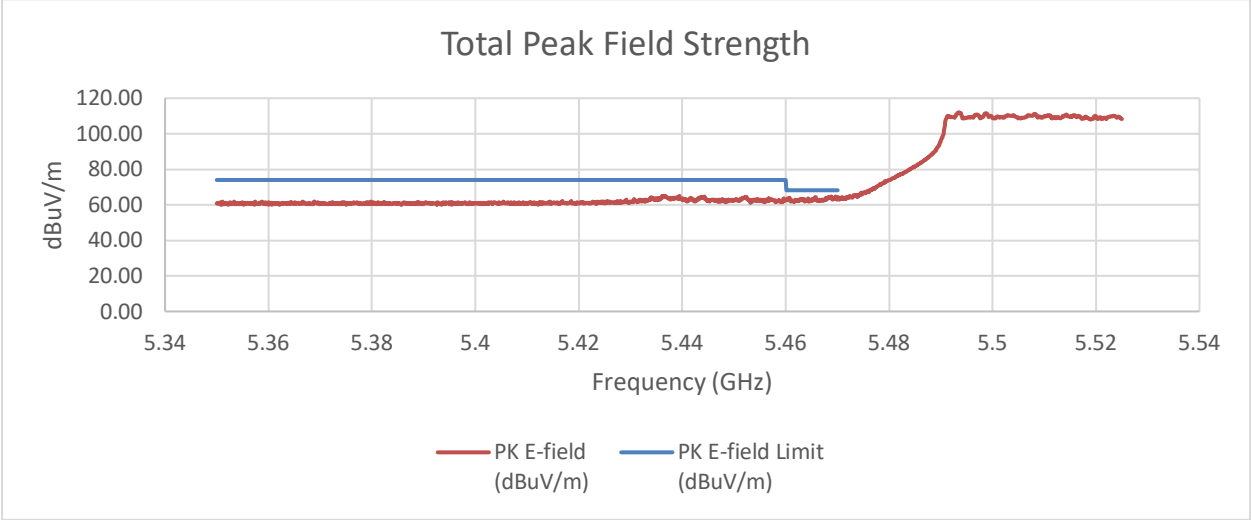

SUMMED BANDEDGE DATA (Av) Fast Method

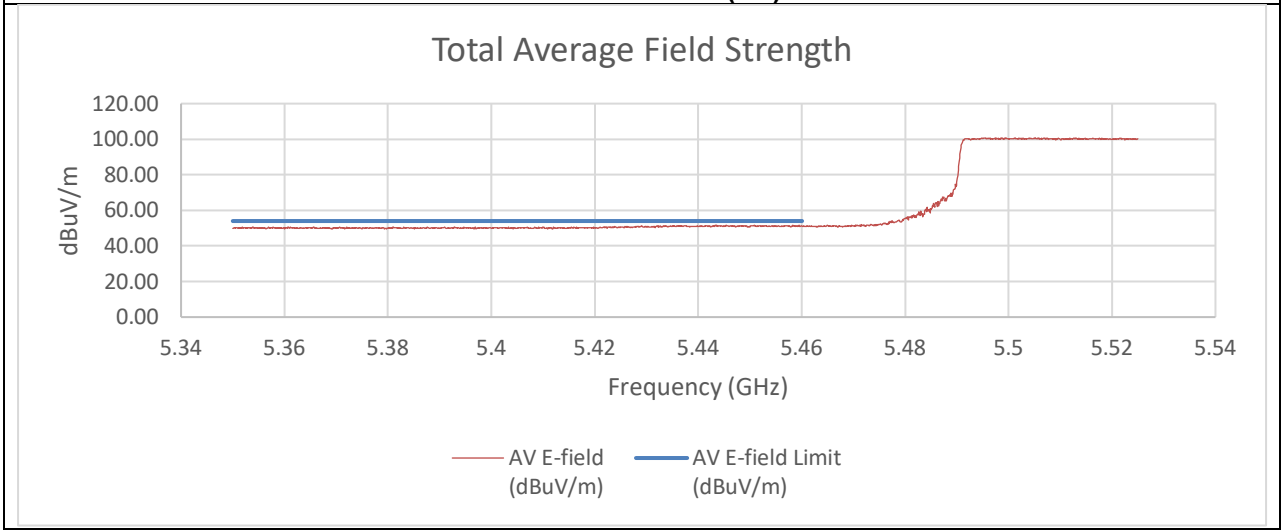

UL LLC
12 Laboratory Drive, Research Triangle Park, NC 27709; USA TEL:(919)549-1400

This report shall not be reproduced except in full, without the written approval of UL LLC

SUMMED BANDEDGE DATA (Pk) Slow Sweep

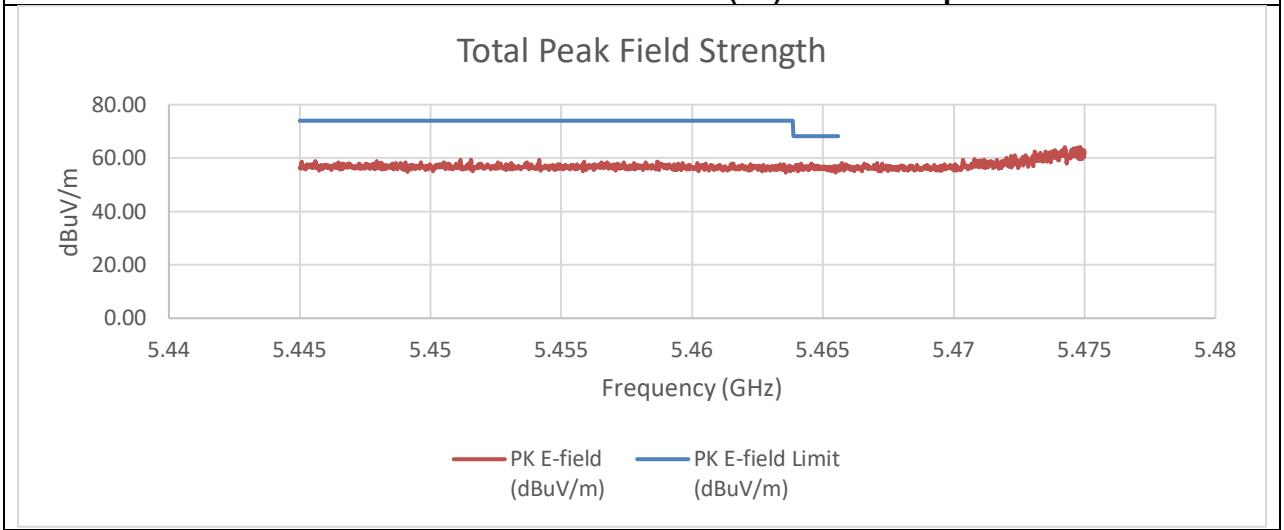

SUMMED BANDEDGE DATA (Av) Slow Sweep

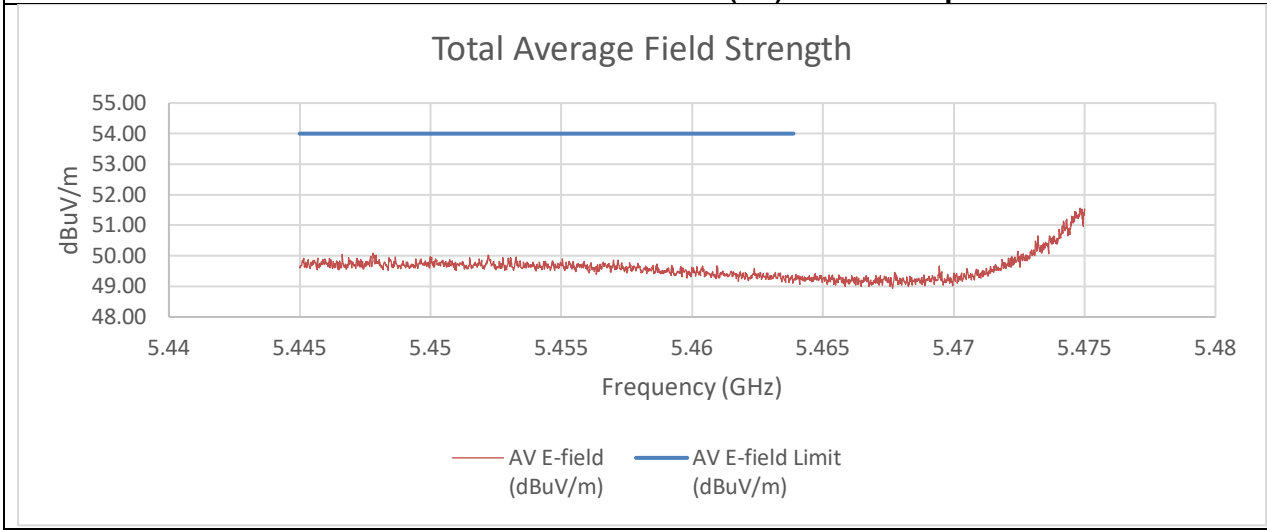

Summed Pk and Av Data at Restricted Band

Frequency (GHz)	PK Reading C1 (dBm)	PK Reading C2 (dBm)	PK EIRP (dBm)	PK E-field (dBuV/m)	PK E-field Limit (dBuV/m)	Margin (dB)
5.46	-53.56	-53.80	-39.00	56.26	74.00	-17.74
5.47	-53.62	-51.93	-38.01	57.24	68.2	-10.96
Frequency (GHz)	**PK Reading C1 (dBm)**	**PK Reading C2 (dBm)**	**PK EIRP (dBm)**	**PK E-field (dBuV/m)**	**PK E-field Limit (dBuV/m)**	**Margin (dB)**
5.46	-59.83	-61.48	-45.81	49.45	54.00	-4.55

An array gain of 11.67 dBi and a duty cycle correction factor of 0.09 dBm was used in the calculation of the summed data. Fast sweep was performed just to show that no other emissions existed outside of the frequencies observed by the slow sweep measurement.

UL LLC
12 Laboratory Drive, Research Triangle Park, NC 27709; USA TEL:(919)549-1400
This report shall not be reproduced except in full, without the written approval of UL LLC

2TX CHAIN 0 + CHAIN 1 MODE (High Gain) Low BE 5610 MHz

PK MEASUREMENT

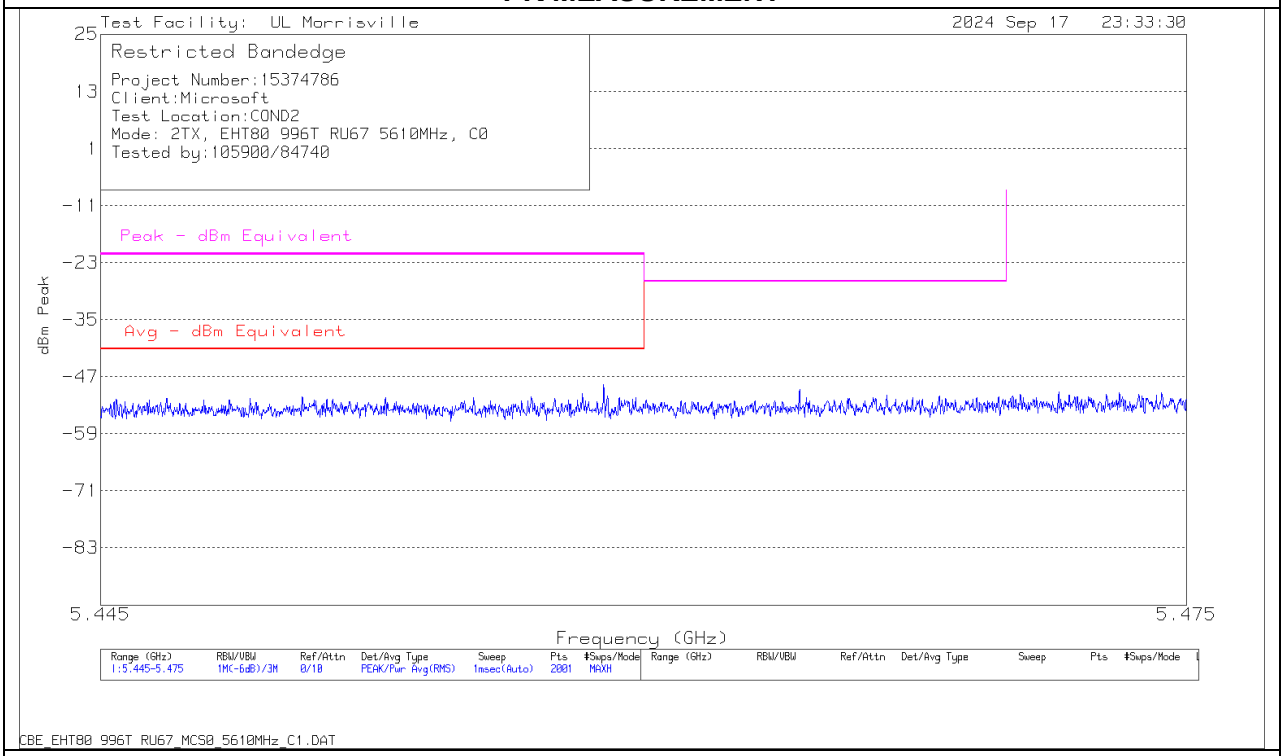

AVERAGE MEASUREMENT

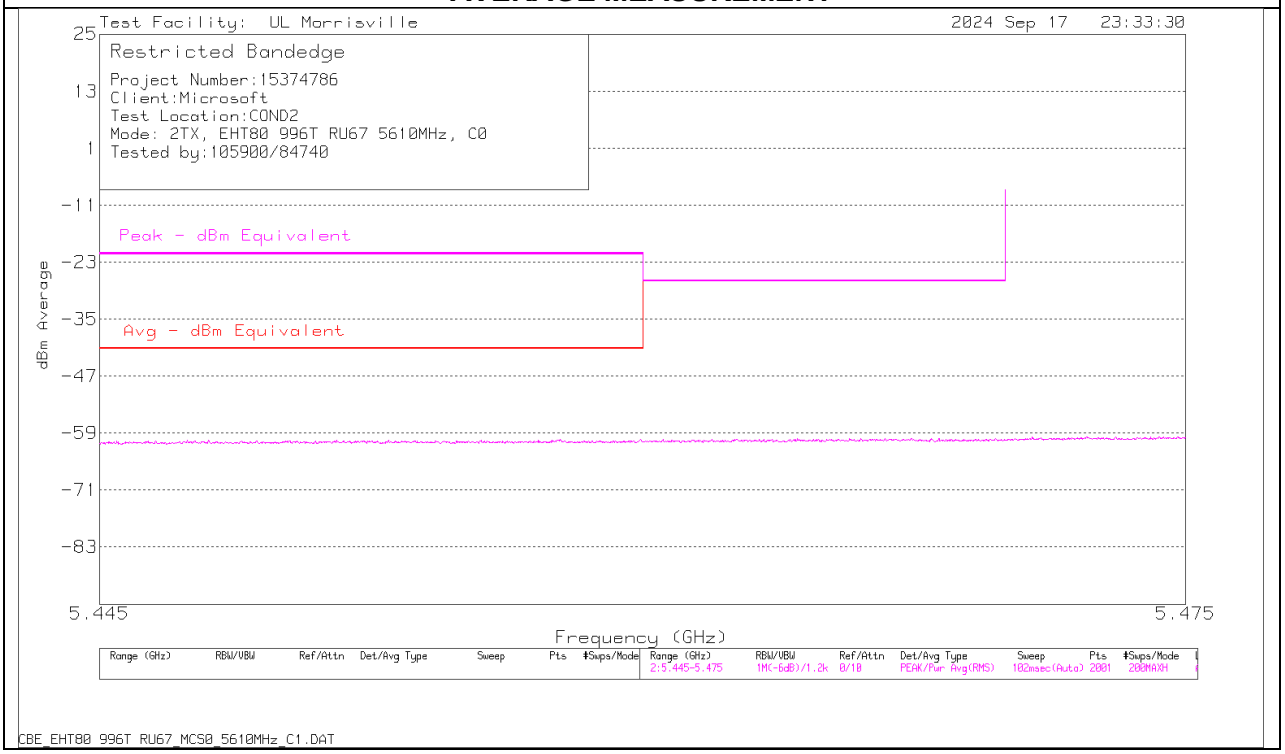

UL LLC
12 Laboratory Drive, Research Triangle Park, NC 27709; USA TEL:(919)549-1400
This report shall not be reproduced except in full, without the written approval of UL LLC

SUMMED BANDEDGE DATA (Pk) Fast Method

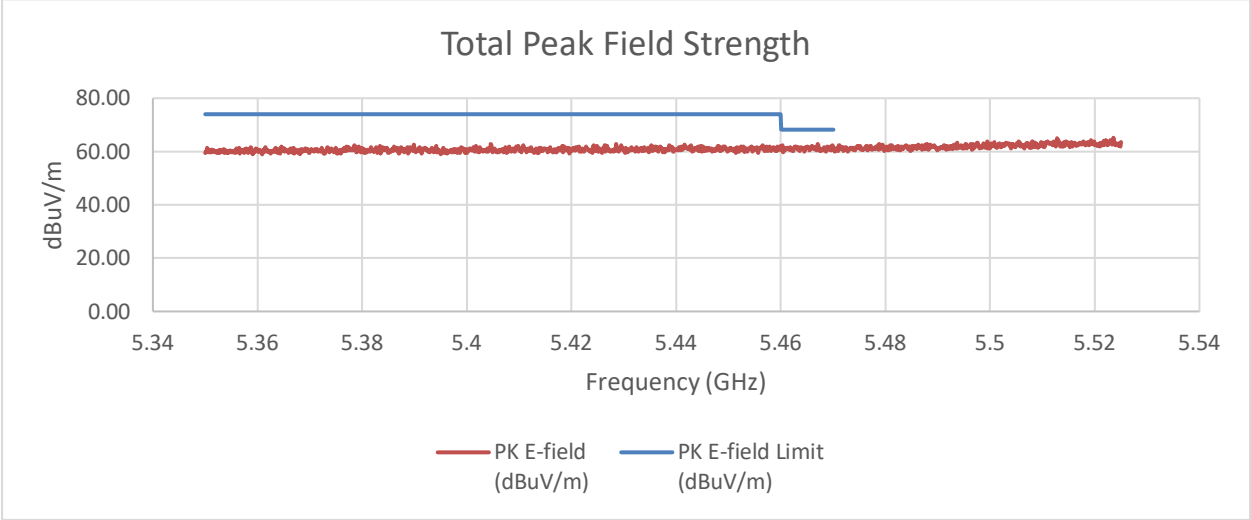

SUMMED BANDEDGE DATA (Av) Fast Method

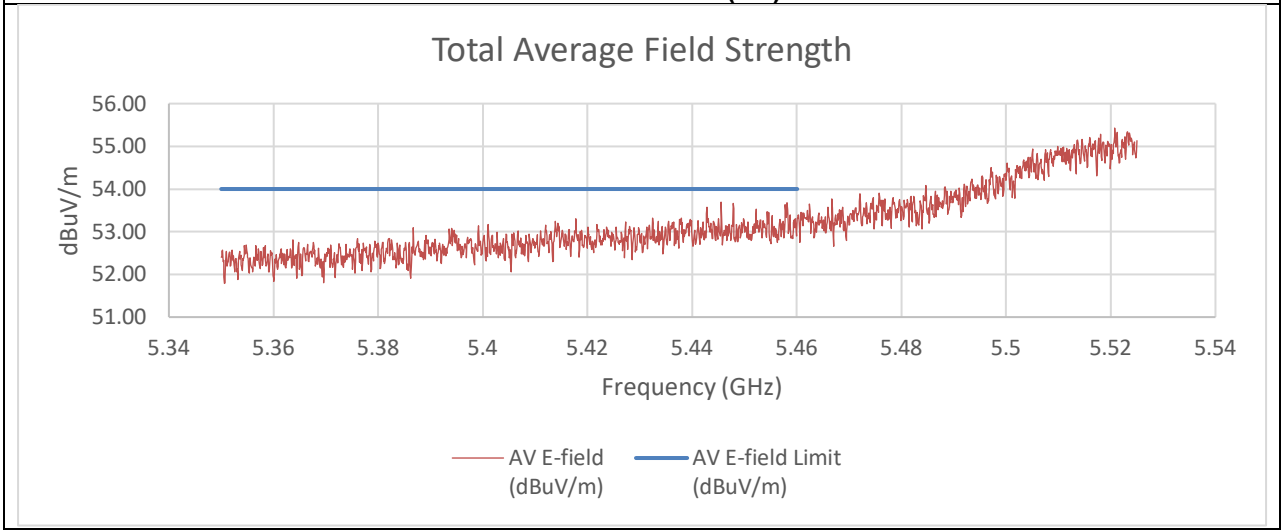

UL LLC
12 Laboratory Drive, Research Triangle Park, NC 27709; USA TEL:(919)549-1400

This report shall not be reproduced except in full, without the written approval of UL LLC

SUMMED BANDEDGE DATA (Pk) Slow Sweep

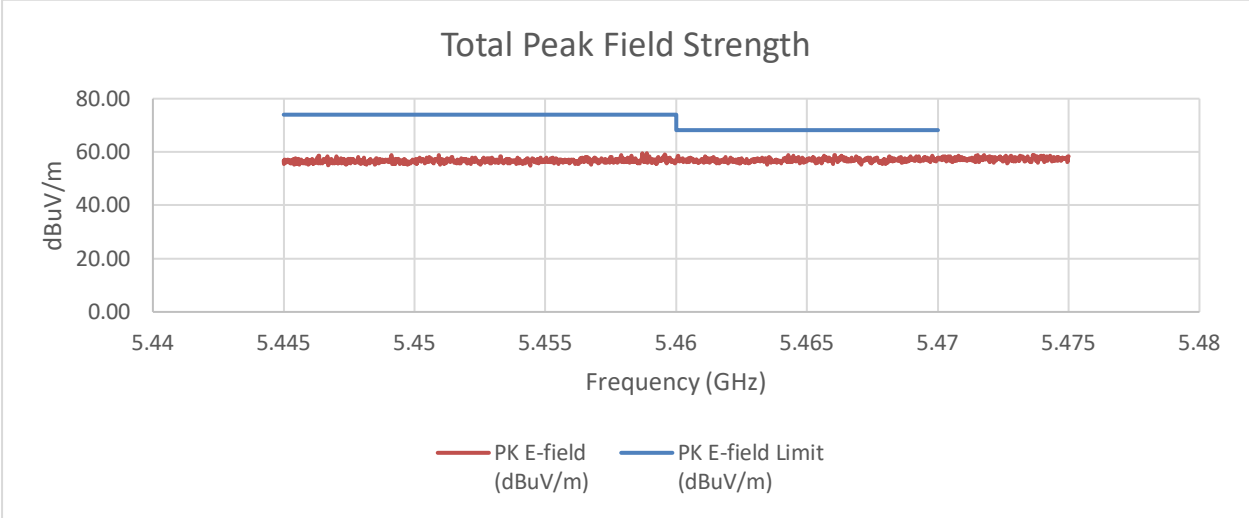

SUMMED BANDEDGE DATA (Av) Slow Sweep

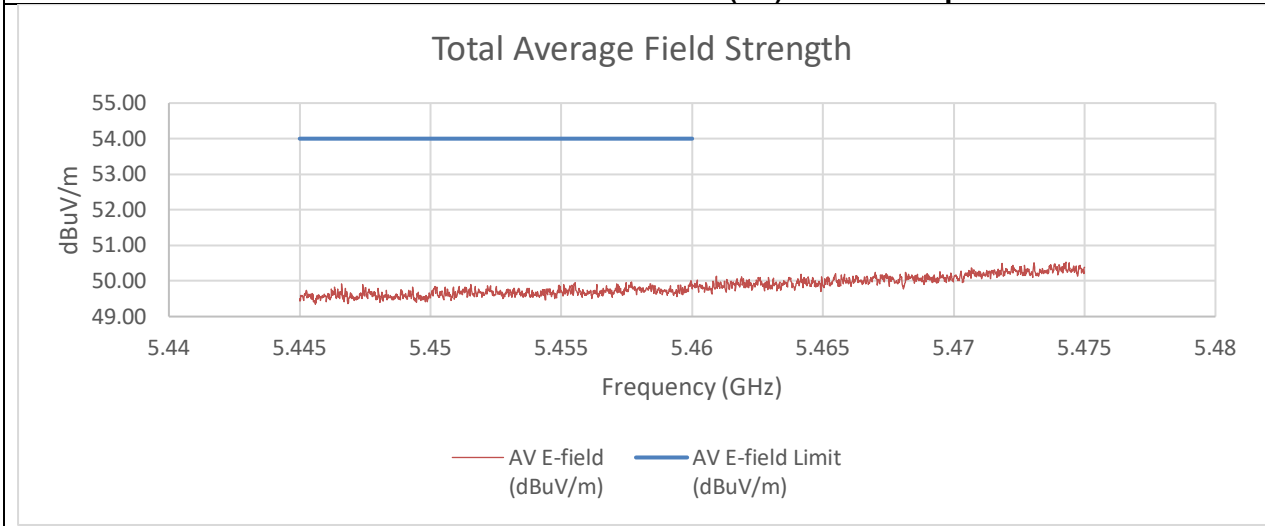

Summed Pk and Av Data at Restricted Band

Frequency (GHz)	PK Reading C1 (dBm)	PK Reading C2 (dBm)	PK EIRP (dBm)	PK E-field (dBuV/m)	PK E-field Limit (dBuV/m)	Margin (dB)
5.46	-53.25	-52.45	-38.15	57.11	74.00	-16.89
5.47	-52.95	-51.94	-37.74	57.52	68.20	-10.68
Frequency (GHz)	**PK Reading C1 (dBm)**	**PK Reading C2 (dBm)**	**PK EIRP (dBm)**	**PK E-field (dBuV/m)**	**PK E-field Limit (dBuV/m)**	**Margin (dB)**
5.46	-60.81	-59.75	-45.48	49.78	54.00	-4.22

An array gain of 11.67 dBi and a duty cycle correction factor of 0.09 dBm was used in the calculation of the summed data. Fast sweep was performed just to show that no other emissions existed outside of the frequencies observed by the slow sweep measurement.

UL LLC
12 Laboratory Drive, Research Triangle Park, NC 27709; USA TEL:(919)549-1400
This report shall not be reproduced except in full, without the written approval of UL LLC