2TX CHAIN 0 + CHAIN 1 MODE (High Gain) High BE 5610 MHz

PK MEASUREMENT

SUMMED BANDEDGE DATA (Pk) Fast Method

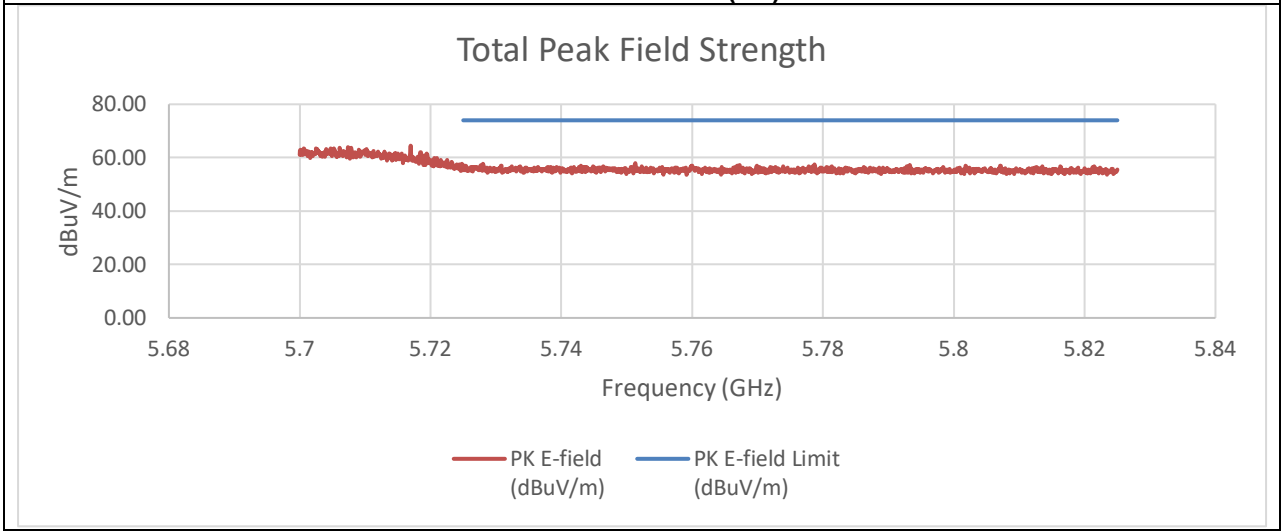

Summed Pk Data Restricted Band

Frequency (GHz)	PK Reading C1 (dBm)	PK Reading C2 (dBm)	PK EIRP (dBm)	PK E-field (dBuV/m)	PK E-field Limit (dBuV/m)	Margin (dB)
5.725	-53.54	-55.31	-39.66	55.60	74.00	-18.40

An array gain of 11.67 dBi was used in the calculation of the summed data.

UL LLC
12 Laboratory Drive, Research Triangle Park, NC 27709; USA TEL:(919)549-1400

This report shall not be reproduced except in full, without the written approval of UL LLC

HARMONICS AND SPURIOUS EMISSIONS

LOW CHANNEL RESULTS

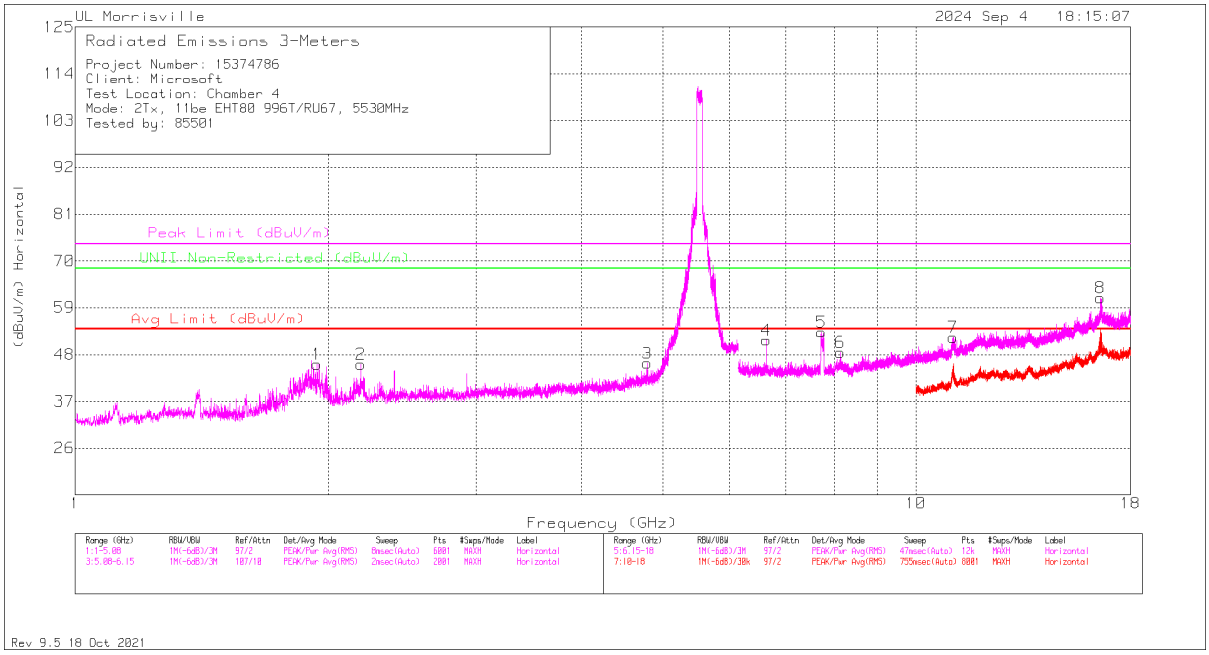

HORIZONTAL

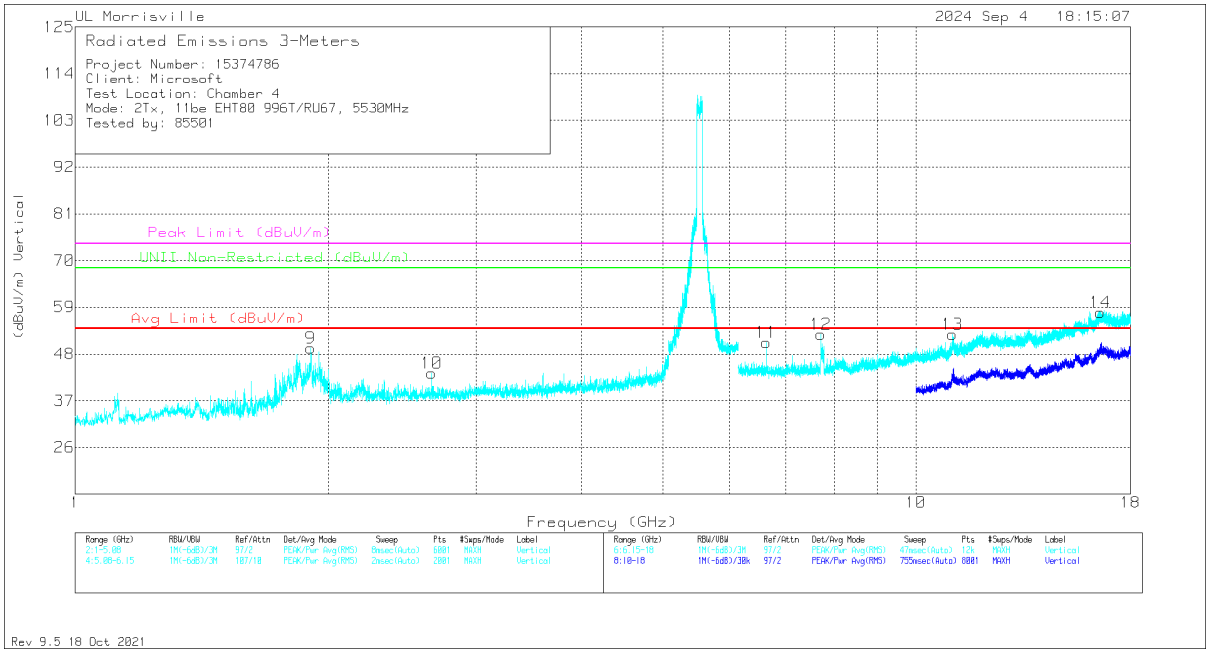

VERTICAL

UL LLC
12 Laboratory Drive, Research Triangle Park, NC 27709; USA TEL:(919)549-1400

This report shall not be reproduced except in full, without the written approval of UL LLC

RADIATED EMISSIONS

Marker	Frequency (GHz)	Meter Reading (dBuV)	Det	89509 ACF (dB/m)	Gain/Loss (dB)	DC Corr (dB)	Corrected Reading (dBuV/m)	Avg Limit (dBuV/m)	Margin (dB)	Peak Limit (dBuV/m)	PK Margin (dB)	UNII Non-Restricted (dBuV/m)	PK Margin (dB)	Azimuth (Degs)	Height (cm)	Polarity
1	** 1.94044	50.64	Pk	30.8	-35.7	0	45.74	54	-8.26	74	-28.26	68.2	-22.46	0-360	100	H
3	* ** 4.79032	42.05	Pk	34.1	-30.2	0	45.95	54	-8.05	74	-28.05	-	-	0-360	100	H
9	** 1.90688	62.3	PK-U	30.7	-35.7	0	57.3	-	-	-	-	68.2	-10.9	296	322	V
	** 1.90687	36.81	ADV	30.7	-35.7	.18	31.99	54	-22.01	-	-	-	-	296	322	V
10	* ** 2.65512	46.59	Pk	32.4	-35.5	0	43.49	54	-10.51	74	-30.51	-	-	0-360	200	V
5	* ** 7.71783	47.85	PK-U	35.7	-27.5	0	56.05	-	-	74	-17.95	-	-	256	249	H
	* ** 7.71795	35.9	ADV	35.7	-27.5	.18	44.28	54	-9.72	-	-	-	-	256	249	H
6	* ** 8.1245	38.76	PK-U	35.8	-26.6	0	47.96	-	-	74	-26.04	-	-	55	300	H
	* ** 8.12409	26.47	ADV	35.8	-26.6	.18	35.85	54	-18.15	-	-	-	-	55	300	H
7	* ** 11.0697	40.71	PK-U	37.9	-23.1	0	55.51	-	-	74	-18.49	-	-	269	211	H
	* ** 11.0694	28.03	ADV	37.9	-23.1	.18	43.01	54	-10.99	-	-	-	-	269	211	H
12	* ** 7.70835	44.98	PK-U	35.7	-27.5	0	53.18	-	-	74	-20.82	-	-	220	150	V
	* ** 7.70828	32.46	ADV	35.7	-27.5	.18	40.84	54	-13.16	-	-	-	-	220	150	V
13	* ** 11.0623	39.8	PK-U	37.9	-23.1	0	54.6	-	-	74	-19.4	-	-	180	201	V
	* ** 11.0623	27.12	ADV	37.9	-23.1	.18	42.1	54	-11.9	-	-	-	-	180	201	V
2	2.18728	49.74	Pk	31.6	-35.6	0	45.74	54	-8.26	74	-28.26	68.2	-22.46	0-360	100	H
11	6.63583	46.3	PK-U	35.5	-28.2	0	53.6	-	-	-	-	68.2	-14.6	271	241	V
4	6.63583	46.54	PK-U	35.5	-28.2	0	53.84	-	-	-	-	68.2	-14.36	254	143	H
8	16.5858	39.58	PK-U	41.6	-18.1	0	63.08	-	-	-	-	68.2	-5.12	281	104	H
14	16.58616	39.19	PK-U	41.6	-18.1	0	62.69	-	-	-	-	68.2	-5.51	249	185	V

* - indicates frequency in CFR47 Pt 15 / IC RSS-Restricted Band
** - indicates frequency in Taiwan NCC LP0002 Restricted Band
Pk - Peak detector
PK-U - Maximum Peak
ADV - Linear Voltage Average

UL LLC
12 Laboratory Drive, Research Triangle Park, NC 27709; USA TEL:(919)549-1400
This report shall not be reproduced except in full, without the written approval of UL LLC

HIGH CHANNEL RESULTS

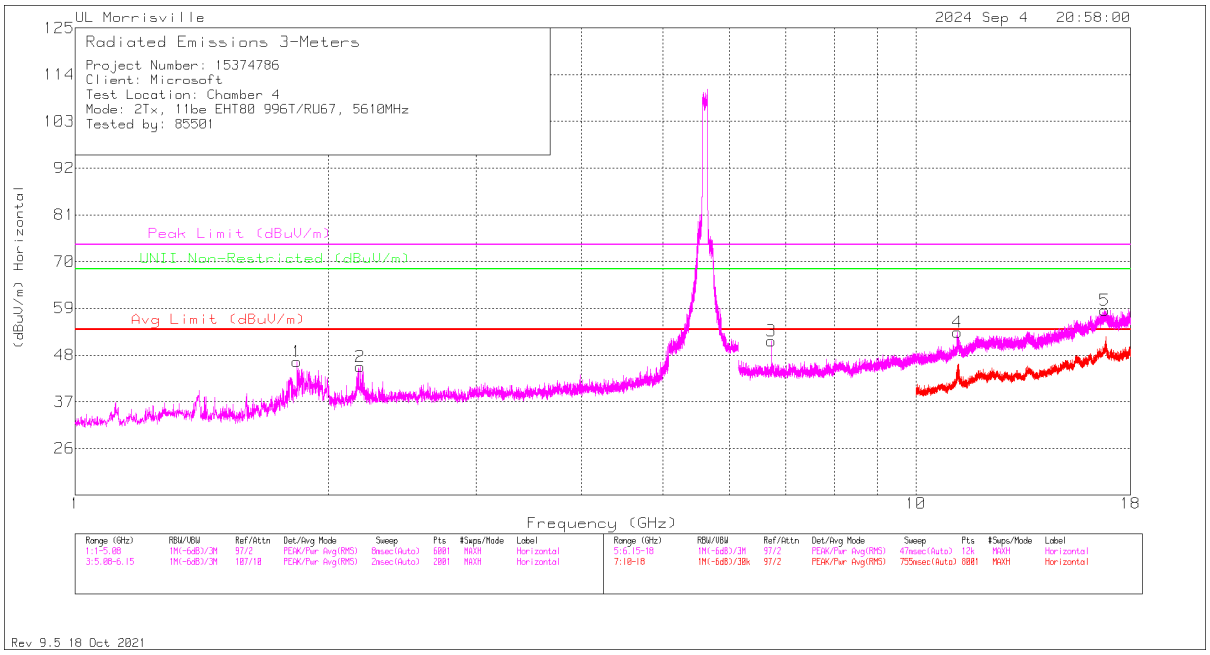

HORIZONTAL

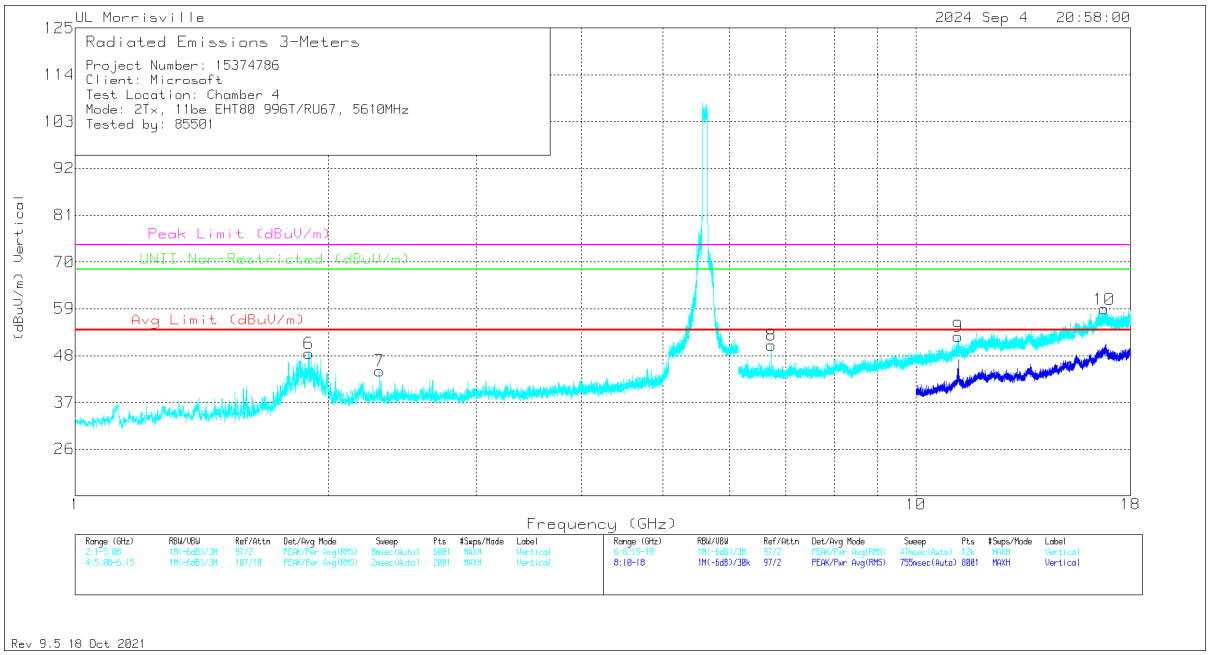

VERTICAL

UL LLC
12 Laboratory Drive, Research Triangle Park, NC 27709; USA TEL:(919)549-1400

This report shall not be reproduced except in full, without the written approval of UL LLC

RADIATED EMISSIONS

Marker	Frequency (GHz)	Meter Reading (dBuV)	Det	89509 ACF (dB/m)	Gain/Loss (dB)	DC Corr (dB)	Corrected Reading (dBuV/m)	Avg Limit (dBuV/m)	Margin (dB)	Peak Limit (dBuV/m)	PK Margin (dB)	UNII Non-Restricted (dBuV/m)	PK Margin (dB)	Azimuth (Degs)	Height (cm)	Polarity
1	** 1.83572	51.58	Pk	30.4	-35.5	0	46.48	54	-7.52	74	-27.52	68.2	-21.72	0-360	100	H
6	** 1.89701	60.71	PK-U	30.8	-35.7	0	55.81	-	-	-	-	68.2	-12.39	44	129	V
	** 1.89646	35.93	ADV	30.8	-35.7	.18	31.21	54	-22.79	-	-	-	-	44	129	V
4	* ** 11.20753	41.82	PK-U	38	-23	0	56.82	-	-	74	-17.18	-	-	270	244	H
	* ** 11.20738	29.75	ADV	38	-23	.18	44.93	54	-9.07	-	-	-	-	270	244	H
9	* ** 11.22456	42.1	PK-U	38	-23	0	57.1	-	-	74	-16.9	-	-	176	234	V
	* ** 11.22542	28.52	ADV	38	-23	.18	43.7	54	-10.3	-	-	-	-	176	234	V
2	2.18252	49.26	Pk	31.6	-35.6	0	45.26	54	-8.74	74	-28.74	68.2	-22.94	0-360	100	H
7	2.30356	47.61	Pk	32	-35.2	0	44.41	54	-9.59	74	-29.59	68.2	-23.79	0-360	200	V
3	6.73198	46.95	PK-U	35.5	-27.9	0	54.55	-	-	-	-	68.2	-13.65	251	157	H
8	6.73196	46.57	PK-U	35.5	-27.9	0	54.17	-	-	-	-	68.2	-14.03	272	242	V
10	16.74486	34.9	PK-U	41.9	-17.7	0	59.1	-	-	-	-	68.2	-9.1	27	281	V
5	16.78771	36.52	PK-U	41.9	-17.6	0	60.82	-	-	-	-	68.2	-7.38	201	149	H

* - indicates frequency in CFR47 Pt 15 / IC RSS-Restricted Band
** - indicates frequency in Taiwan NCC LP0002 Restricted Band
Pk - Peak detector
PK-U - Maximum Peak
ADV - Linear Voltage Average

UL LLC
12 Laboratory Drive, Research Triangle Park, NC 27709; USA TEL:(919)549-1400
This report shall not be reproduced except in full, without the written approval of UL LLC

TX ABOVE 1 GHz 802.11be EHT80 484T+242T (C) MODE IN THE 5.6 GHz BAND

2TX CHAIN 0 + CHAIN 1 MODE (Low Gain) Low BE 5530 MHz

SUMMED BANDEDGE DATA (Pk) Fast Method

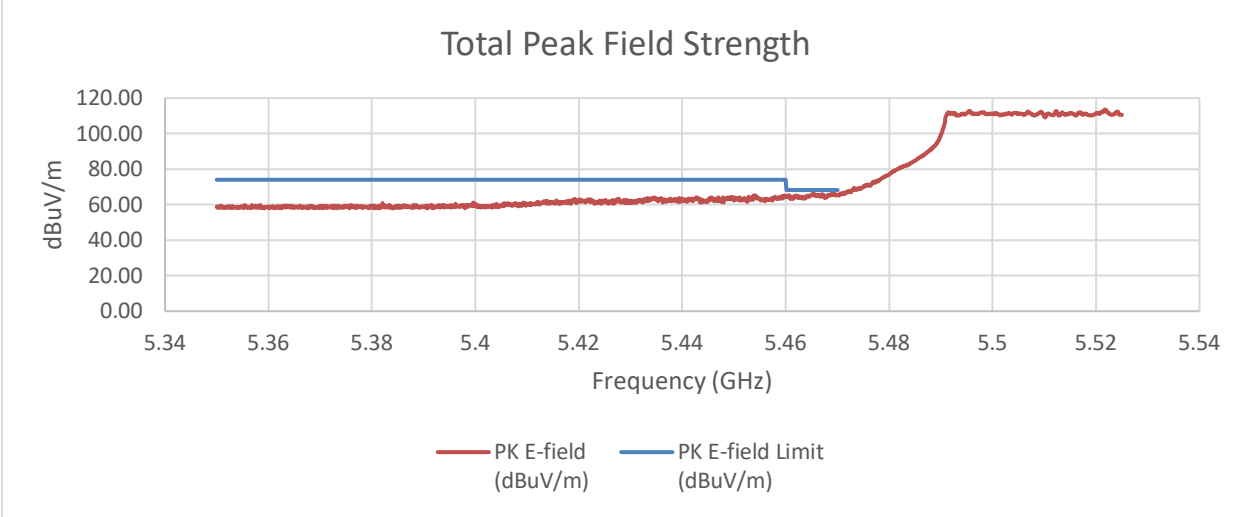

SUMMED BANDEDGE DATA (Av) Fast Method

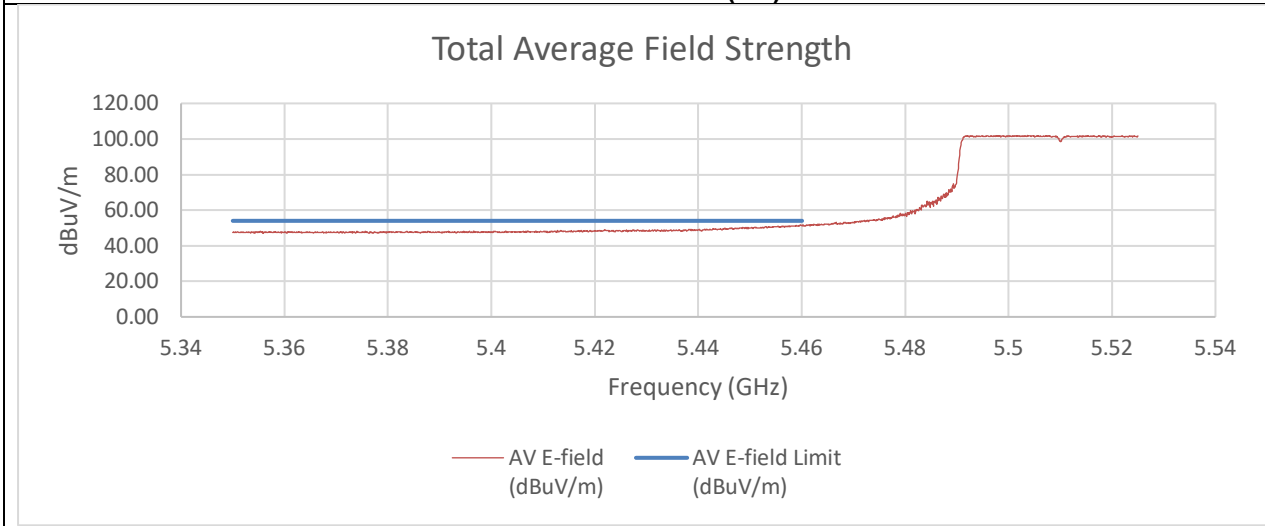

UL LLC
12 Laboratory Drive, Research Triangle Park, NC 27709; USA TEL:(919)549-1400
This report shall not be reproduced except in full, without the written approval of UL LLC

SUMMED BANDEDGE DATA (Pk) Slow Sweep

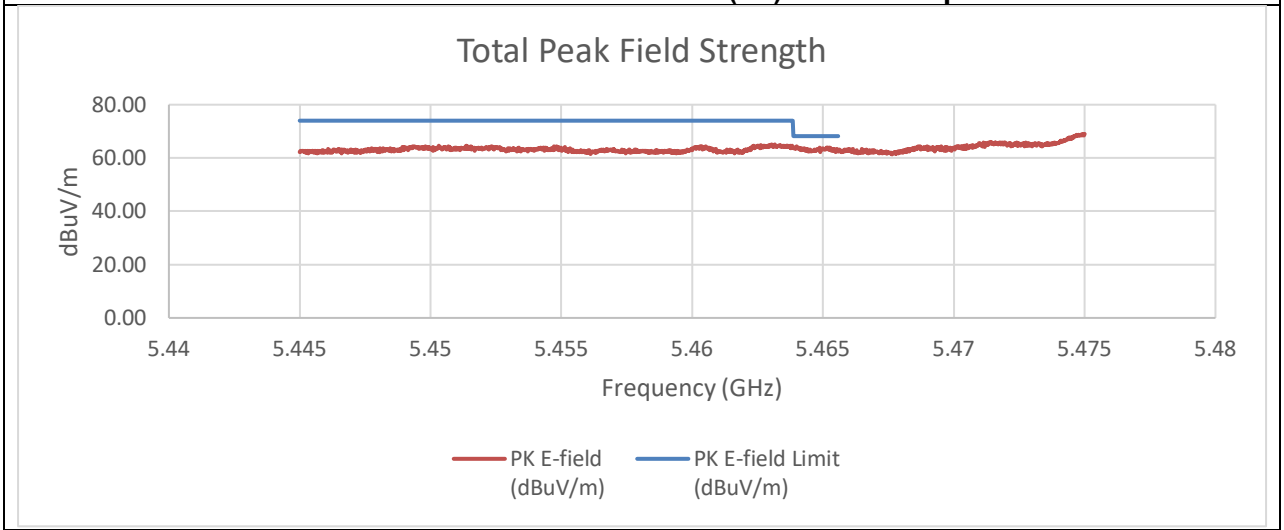

SUMMED BANDEDGE DATA (Av) Slow Sweep

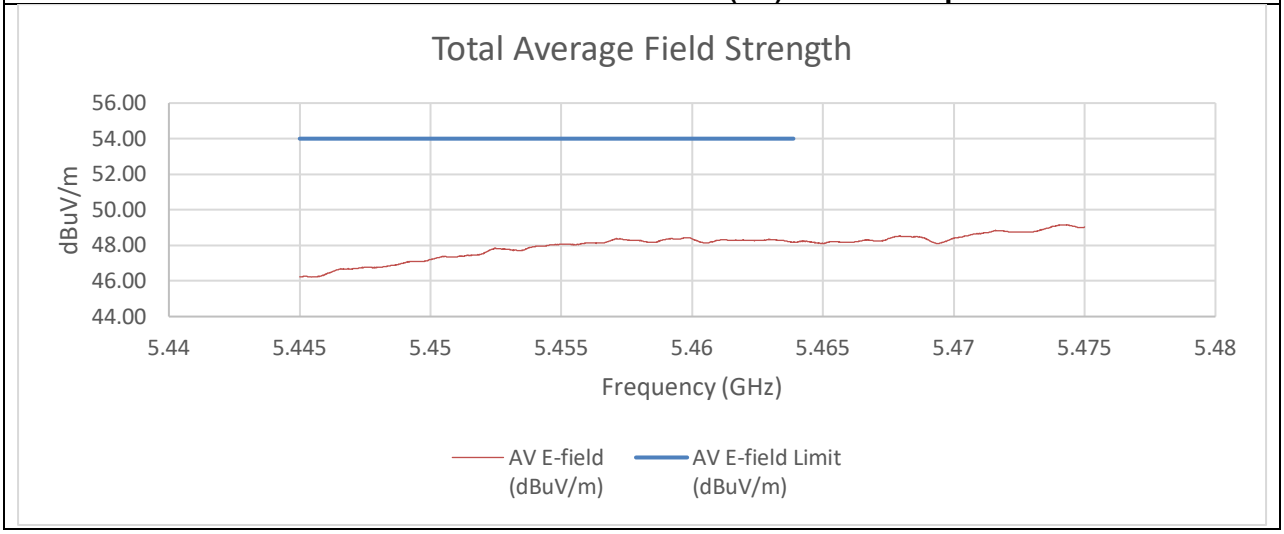

Summed Pk and Av Data at Restricted Band

Frequency (GHz)	PK Reading C1 (dBm)	PK Reading C2 (dBm)	PK EIRP (dBm)	PK E-field (dBuV/m)	PK E-field Limit (dBuV/m)	Margin (dB)
5.46	-42.76	-44.38	-32.27	62.98	74.00	-11.02
5.47	-42.70	-42.67	-31.46	63.79	68.2	-4.41
Frequency (GHz)	**AV Reading C1 (dBm)**	**AV Reading C2 (dBm)**	**AV EIRP (dBm)**	**AV E-field (dBuV/m)**	**AV E-field Limit (dBuV/m)**	**Margin (dB)**
5.46	-57.35	-59.03	-46.89	48.37	54.00	-5.63

An array gain of 8.21 dBi was used in the calculation of the summed data. Fast sweep was performed just to show that no other emissions existed outside of the frequencies observed by the slow sweep measurement.

UL LLC
12 Laboratory Drive, Research Triangle Park, NC 27709; USA TEL:(919)549-1400
This report shall not be reproduced except in full, without the written approval of UL LLC

2TX CHAIN 0 + CHAIN 1 MODE (Low Gain) Low BE 5610 MHz

SUMMED BANDEDGE DATA (Pk) Fast Method

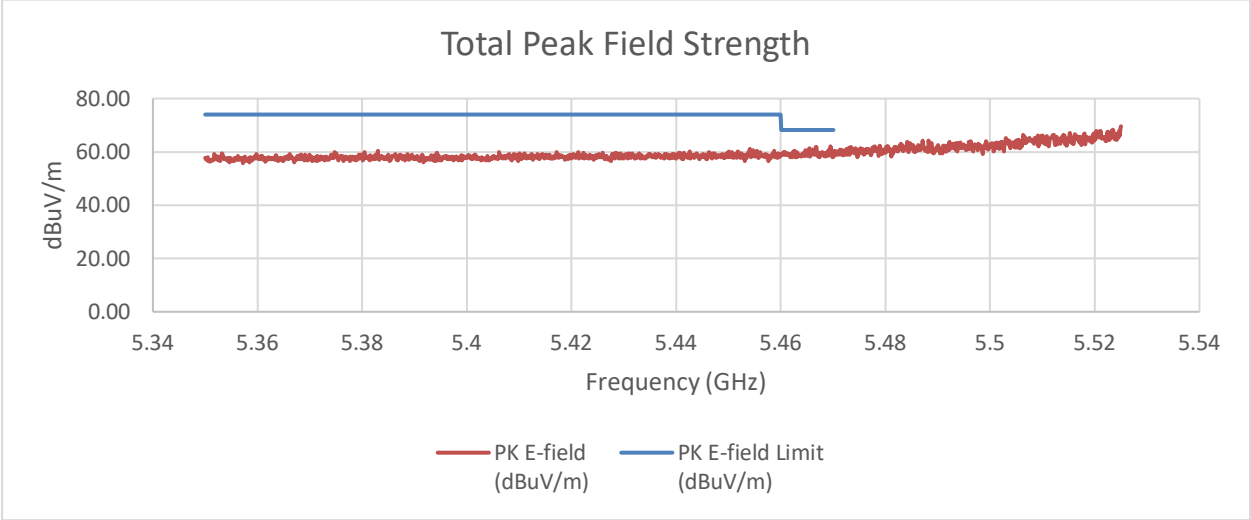

SUMMED BANDEDGE DATA (Av) Fast Method

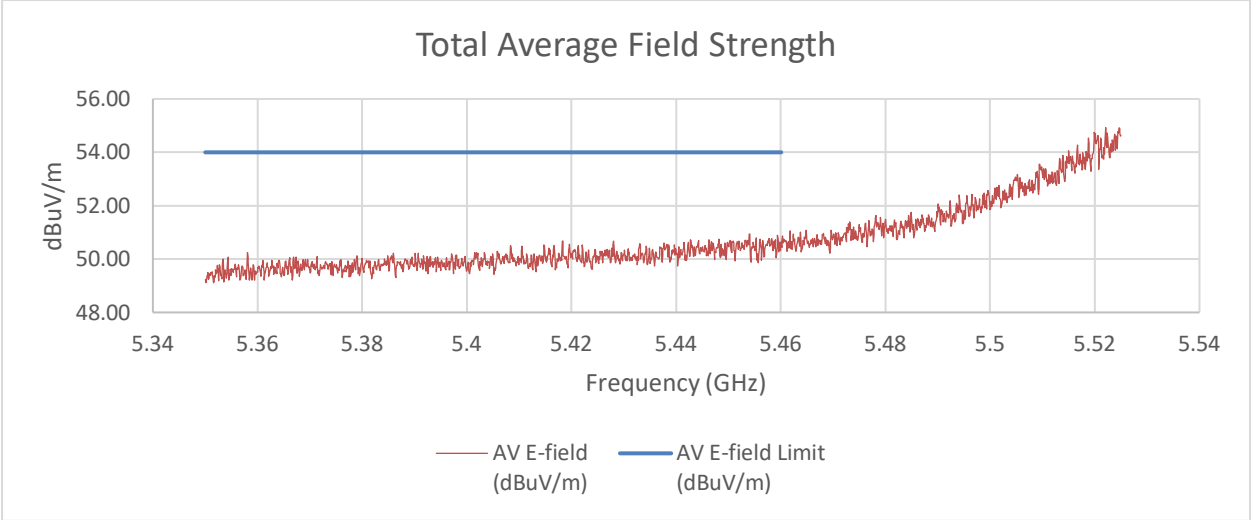

UL LLC
12 Laboratory Drive, Research Triangle Park, NC 27709; USA TEL:(919)549-1400
This report shall not be reproduced except in full, without the written approval of UL LLC

SUMMED BANDEDGE DATA (Pk) Slow Sweep

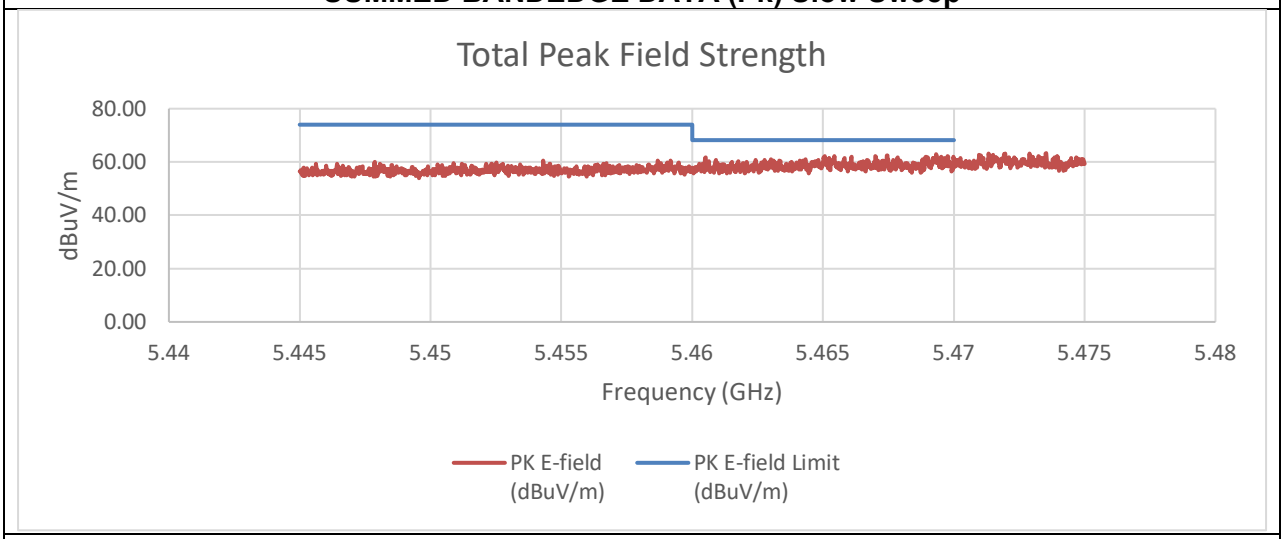

SUMMED BANDEDGE DATA (Av) Slow Sweep

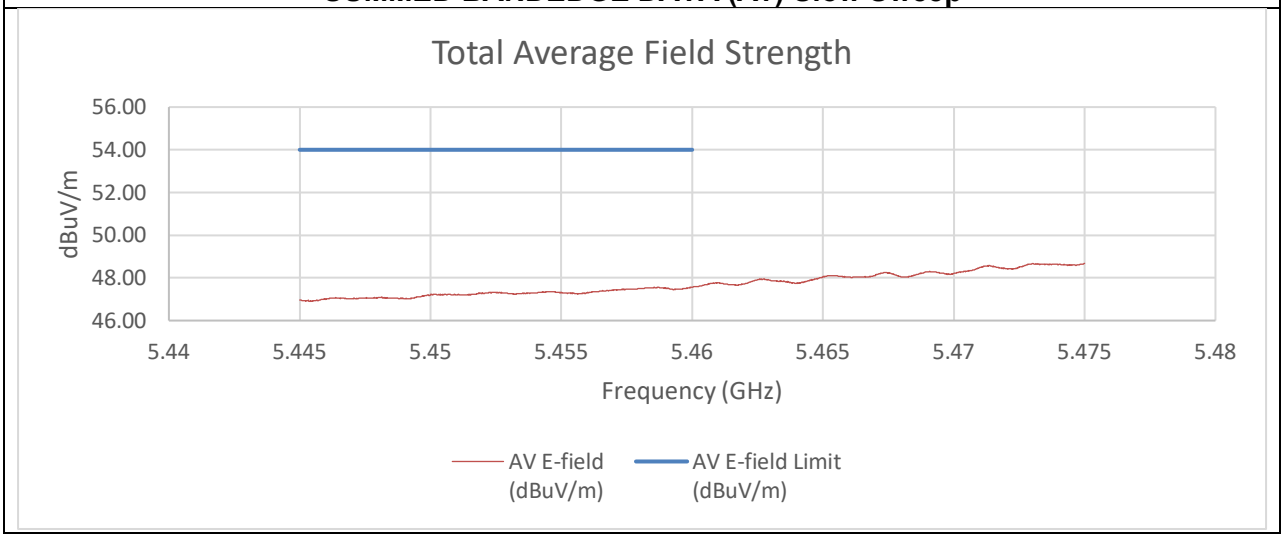

Summed Pk and Av Data at Restricted Band

Frequency (GHz)	PK Reading C1 (dBm)	PK Reading C2 (dBm)	PK EIRP (dBm)	PK E-field (dBuV/m)	PK E-field Limit (dBuV/m)	Margin (dB)
5.46	-51.01	-48.67	-38.46	56.79	74.00	-17.21
5.47	-43.98	-45.00	-33.24	62.02	68.20	-6.18
Frequency (GHz)	**AV Reading C1 (dBm)**	**AV Reading C2 (dBm)**	**AV EIRP (dBm)**	**AV E-field (dBuV/m)**	**AV E-field Limit (dBuV/m)**	**Margin (dB)**
5.46	-59.46	-58.42	-47.69	47.57	54.00	-6.43

An array gain of 8.21 dBi was used in the calculation of the summed data. Fast sweep was performed just to show that no other emissions existed outside of the frequencies observed by the slow sweep measurement.

UL LLC
12 Laboratory Drive, Research Triangle Park, NC 27709; USA TEL:(919)549-1400
This report shall not be reproduced except in full, without the written approval of UL LLC

2TX CHAIN 0 + CHAIN 1 MODE (Low Gain) High BE 5610 MHz

SUMMED BANDEDGE DATA (Pk) Fast Method

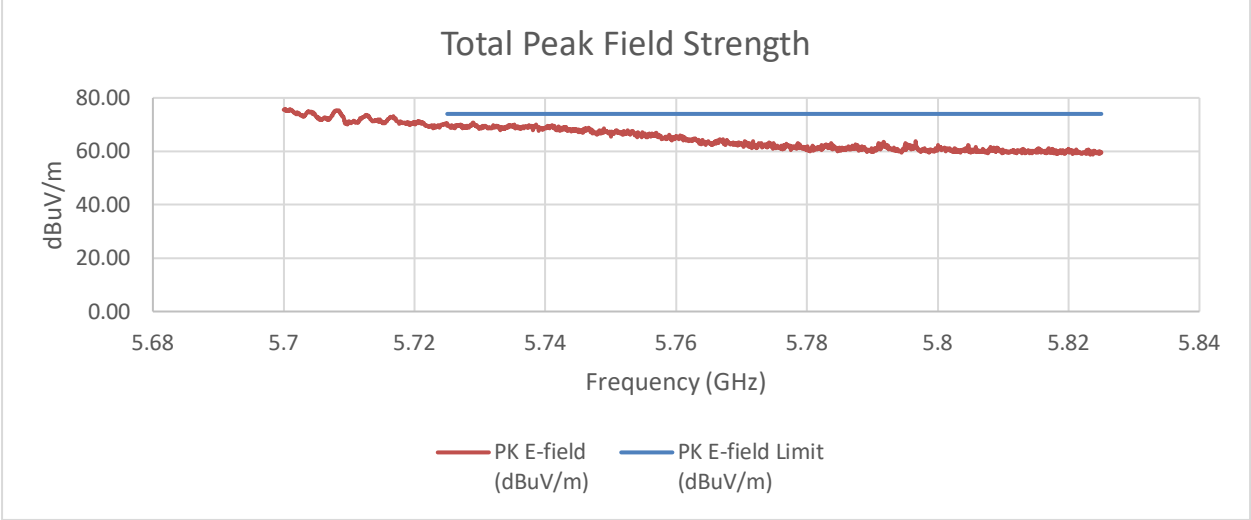

Summed Pk Data Restricted Band

Frequency (GHz)	PK Reading C1 (dBm)	PK Reading C2 (dBm)	PK EIRP (dBm)	PK E-field (dBuV/m)	PK E-field Limit (dBuV/m)	Margin (dB)
5.725	-36.03	-37.96	-25.67	69.59	74.00	-4.41

An array gain of 8.21 dBi was used in the calculation of the summed data.

UL LLC
12 Laboratory Drive, Research Triangle Park, NC 27709; USA TEL:(919)549-1400
This report shall not be reproduced except in full, without the written approval of UL LLC

2TX CHAIN 0 + CHAIN 1 MODE (Mid Gain) Low BE 5530 MHz

SUMMED BANDEDGE DATA (Pk) Fast Method

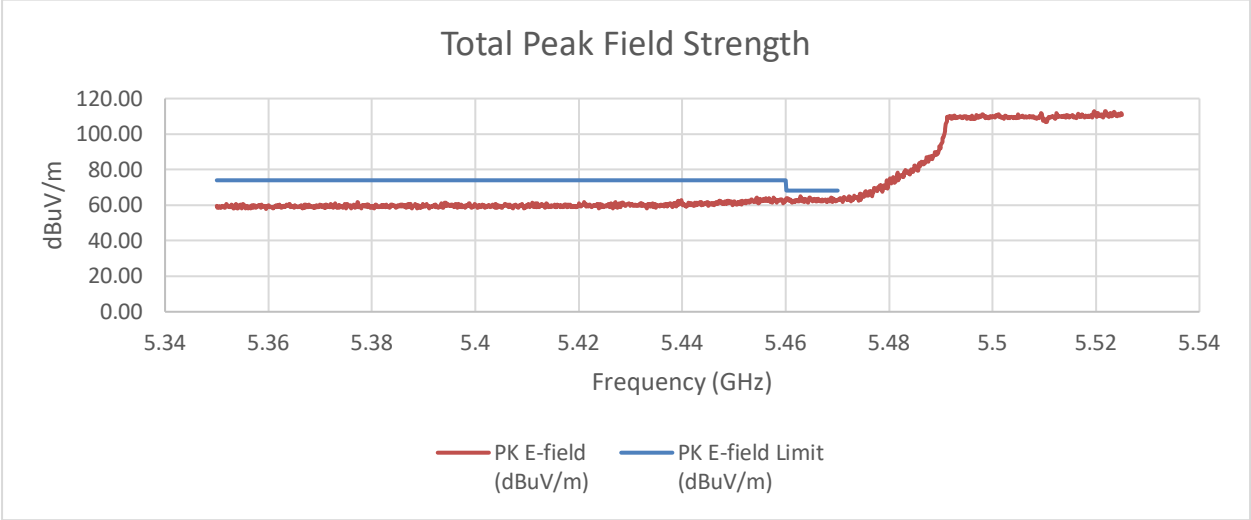

SUMMED BANDEDGE DATA (Av) Fast Method

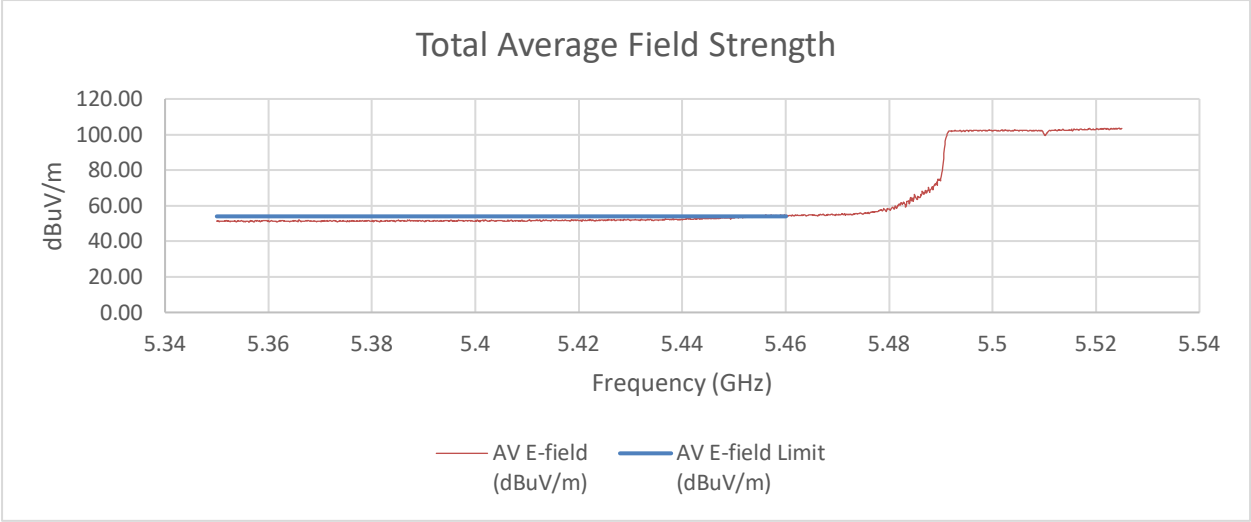

UL LLC
12 Laboratory Drive, Research Triangle Park, NC 27709; USA TEL:(919)549-1400
This report shall not be reproduced except in full, without the written approval of UL LLC

SUMMED BANDEDGE DATA (Pk) Slow Sweep

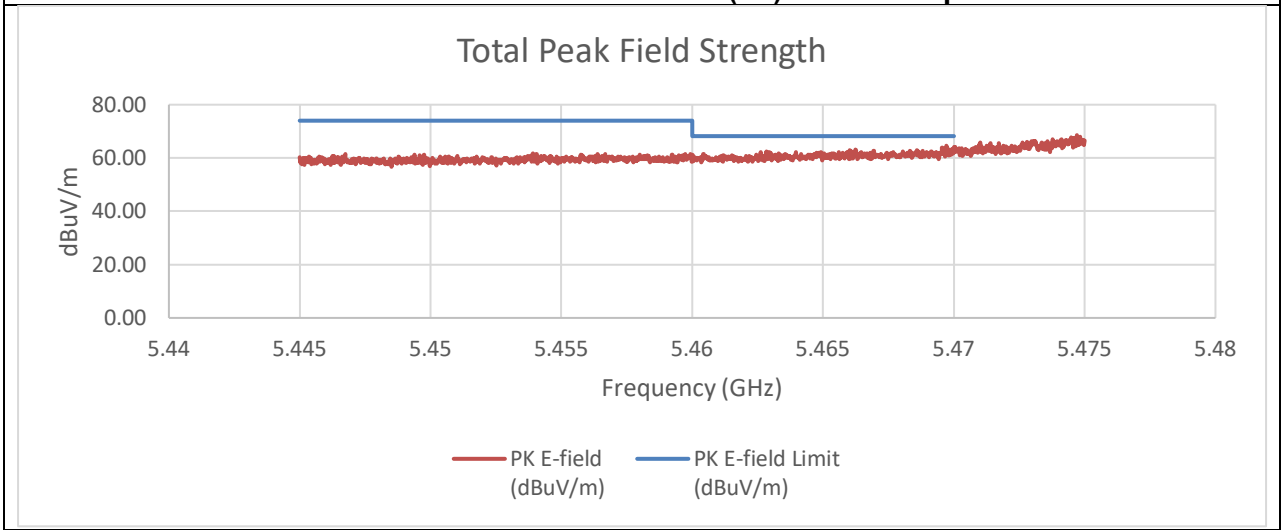

SUMMED BANDEDGE DATA (Av) Slow Sweep

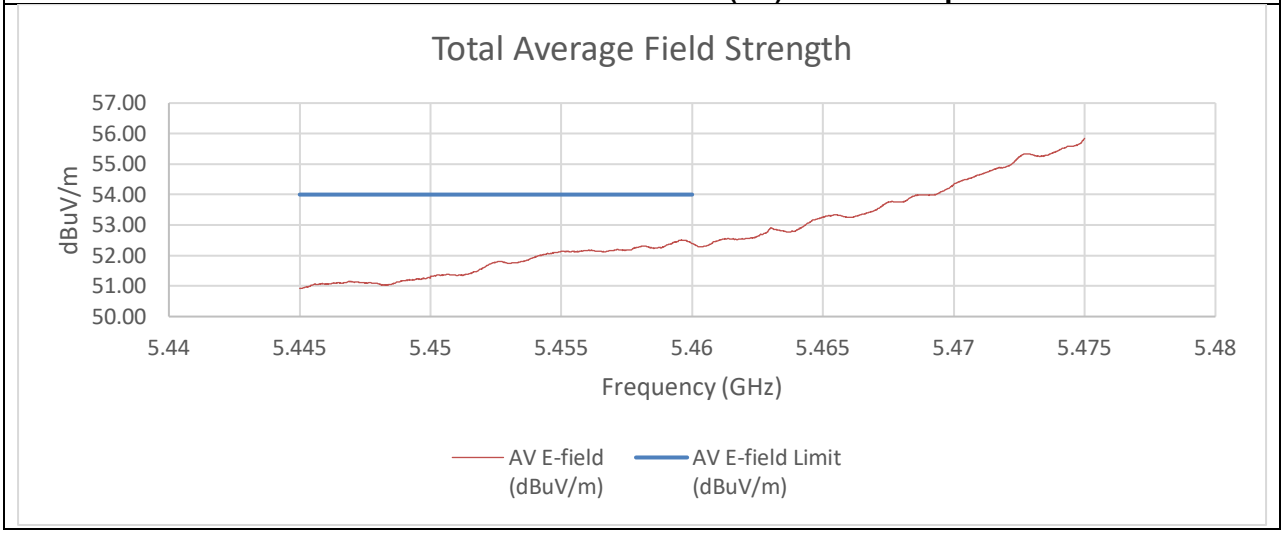

Summed Pk and Av Data at Restricted Band

Frequency (GHz)	PK Reading C1 (dBm)	PK Reading C2 (dBm)	PK EIRP (dBm)	PK E-field (dBuV/m)	PK E-field Limit (dBuV/m)	Margin (dB)
5.46	-48.99	-51.00	-36.56	58.70	74.00	-15.30
5.47	-44.54	-47.97	-32.60	62.65	68.20	-5.55
Frequency (GHz)	**AV Reading C1 (dBm)**	**AV Reading C2 (dBm)**	**AV EIRP (dBm)**	**AV E-field (dBuV/m)**	**AV E-field Limit (dBuV/m)**	**Margin (dB)**
5.46	-55.29	-57.29	-42.86	52.40	54.00	-1.60

An array gain of 10.31 dBi was used in the calculation of the summed data. Fast sweep was performed just to show that no other emissions existed outside of the frequencies observed by the slow sweep measurement.

UL LLC
12 Laboratory Drive, Research Triangle Park, NC 27709; USA TEL:(919)549-1400
This report shall not be reproduced except in full, without the written approval of UL LLC

2TX CHAIN 0 + CHAIN 1 MODE (Mid Gain) Low BE 5610 MHz

SUMMED BANDEDGE DATA (Pk) Fast Method

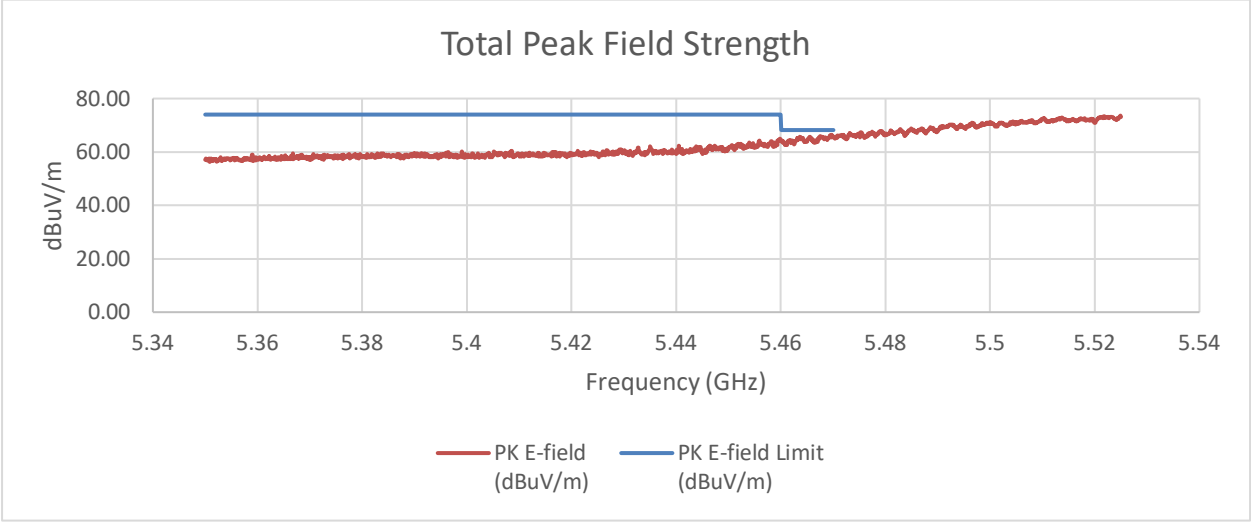

SUMMED BANDEDGE DATA (Av) Fast Method

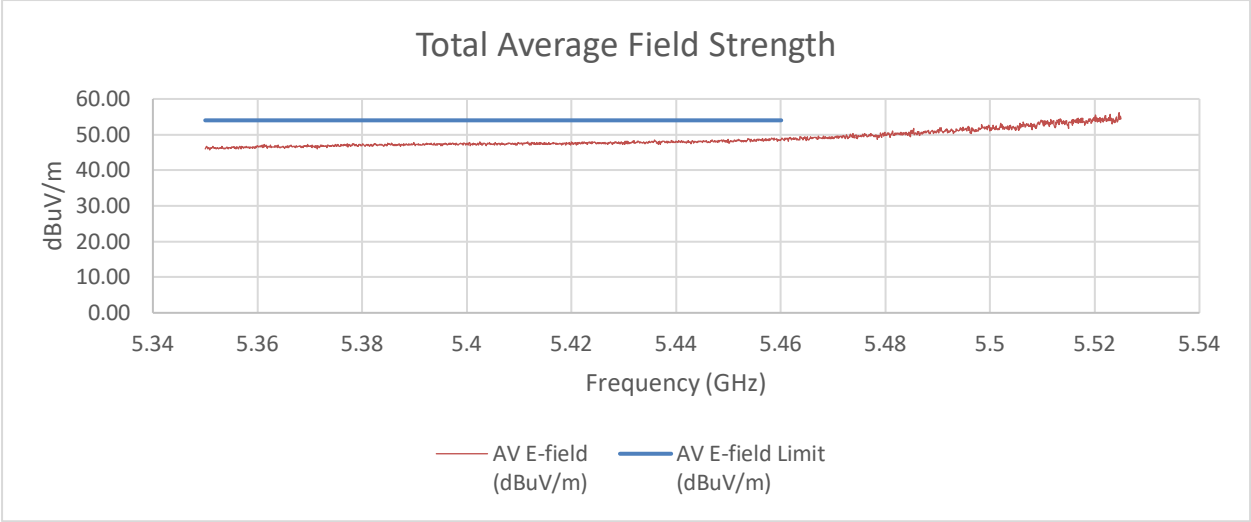

UL LLC
12 Laboratory Drive, Research Triangle Park, NC 27709; USA TEL:(919)549-1400
This report shall not be reproduced except in full, without the written approval of UL LLC

SUMMED BANDEDGE DATA (Pk) Slow Sweep

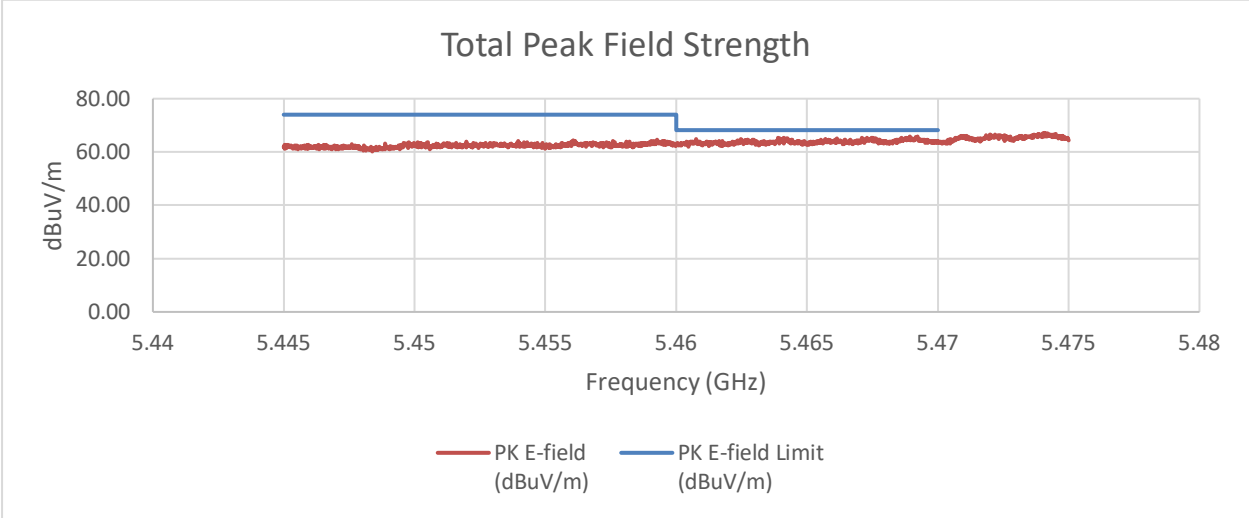

SUMMED BANDEDGE DATA (Av) Slow Sweep

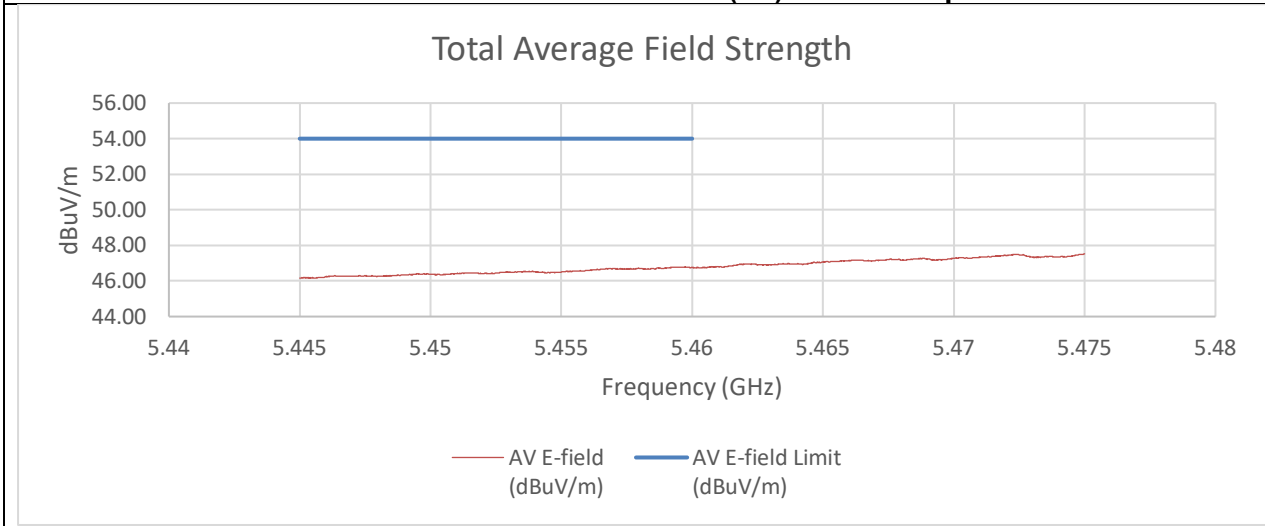

Summed Pk and Av Data at Restricted Band

Frequency (GHz)	PK Reading C1 (dBm)	PK Reading C2 (dBm)	PK EIRP (dBm)	PK E-field (dBuV/m)	PK E-field Limit (dBuV/m)	Margin (dB)
5.46	-44.31	-49.74	-32.91	62.35	74.00	-11.65
5.47	-43.24	-48.55	-31.81	63.45	68.20	-4.75
Frequency (GHz)	**AV Reading C1 (dBm)**	**AV Reading C2 (dBm)**	**AV EIRP (dBm)**	**AV E-field (dBuV/m)**	**AV E-field Limit (dBuV/m)**	**Margin (dB)**
5.46	-61.28	-62.44	-48.50	46.76	54.00	-7.24

An array gain of 10.31 dBi was used in the calculation of the summed data. Fast sweep was performed just to show that no other emissions existed outside of the frequencies observed by the slow sweep measurement.

UL LLC
12 Laboratory Drive, Research Triangle Park, NC 27709; USA TEL:(919)549-1400
This report shall not be reproduced except in full, without the written approval of UL LLC

2TX CHAIN 0 + CHAIN 1 MODE (Mid Gain) High BE 5610 MHz

SUMMED BANDEDGE DATA (Pk) Fast Method

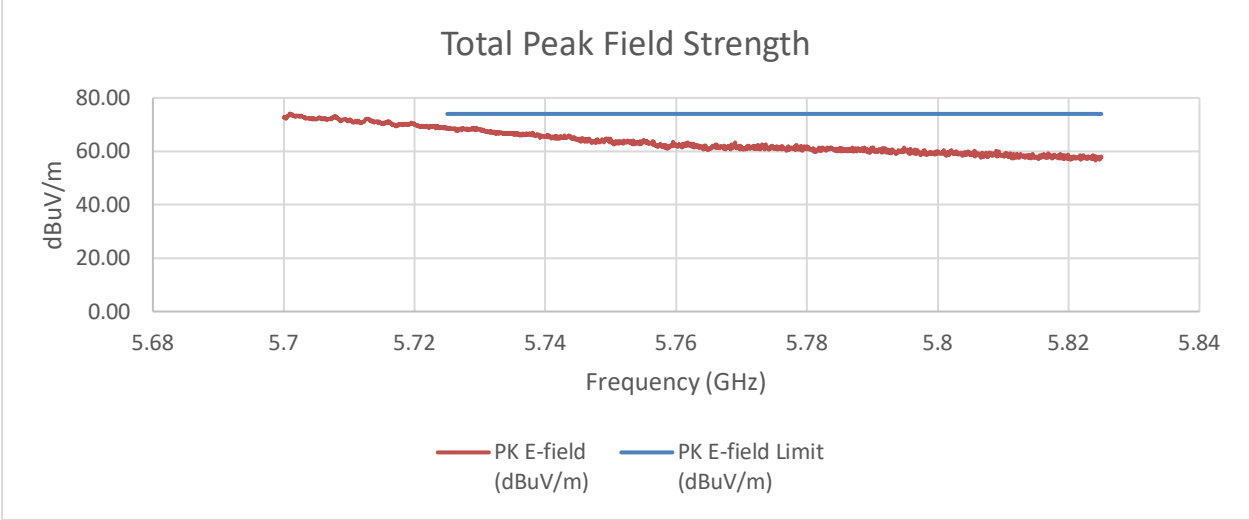

Summed Pk Data Restricted Band

Frequency (GHz)	PK Reading C1 (dBm)	PK Reading C2 (dBm)	PK EIRP (dBm)	PK E-field (dBuV/m)	PK E-field Limit (dBuV/m)	Margin (dB)
5.725	-38.58	-41.68	-26.54	68.72	74.00	-5.28

An array gain of 10.31 dBi was used in the calculation of the summed data.

UL LLC
12 Laboratory Drive, Research Triangle Park, NC 27709; USA TEL:(919)549-1400
This report shall not be reproduced except in full, without the written approval of UL LLC

2TX CHAIN 0 + CHAIN 1 MODE (High Gain) Low BE 5530 MHz

PK MEASUREMENT

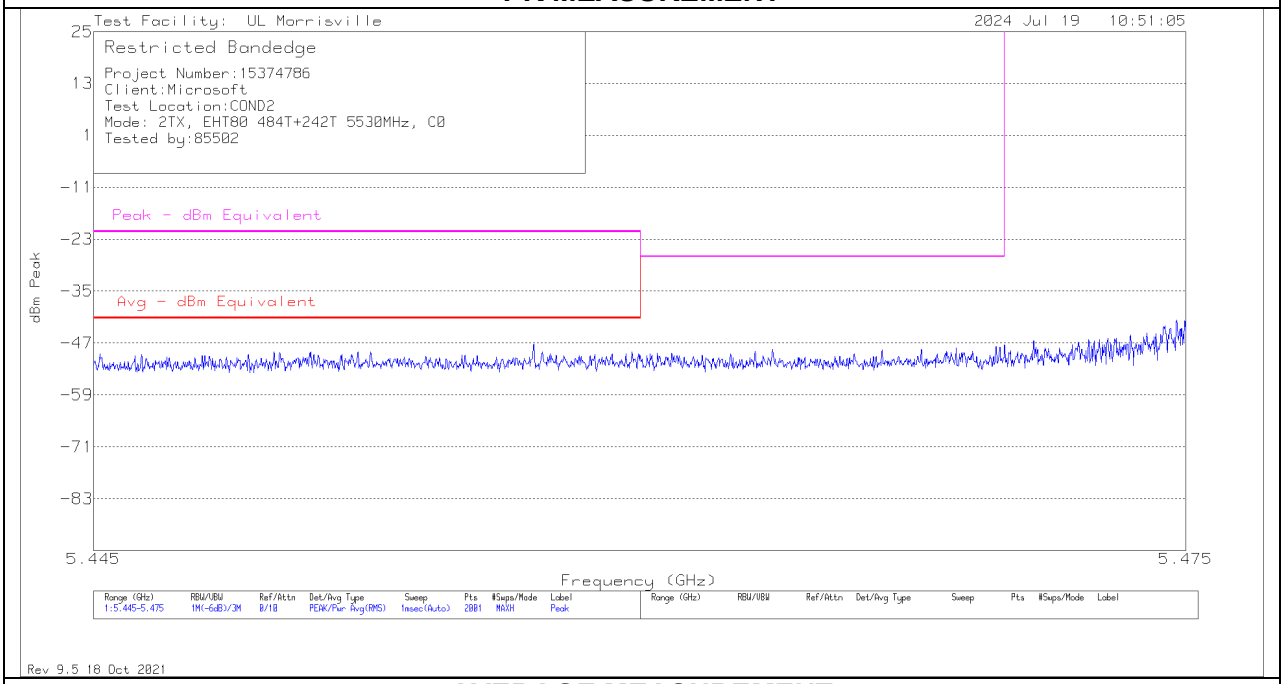

AVERAGE MEASUREMENT

UL LLC
12 Laboratory Drive, Research Triangle Park, NC 27709; USA TEL:(919)549-1400

This report shall not be reproduced except in full, without the written approval of UL LLC

SUMMED BANDEDGE DATA (Pk) Fast Method

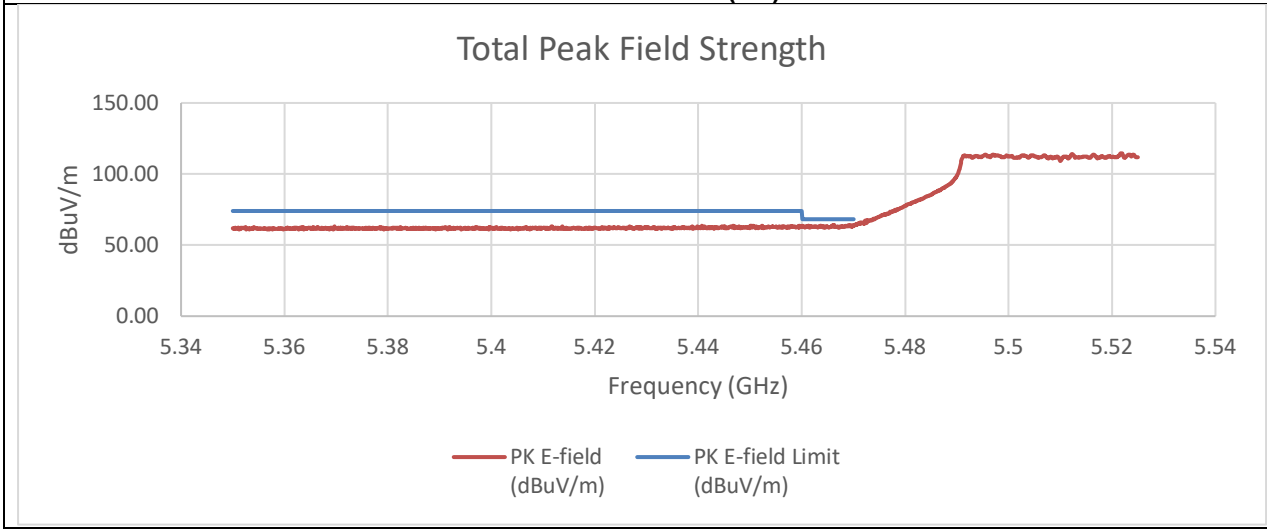

SUMMED BANDEDGE DATA (Av) Fast Method

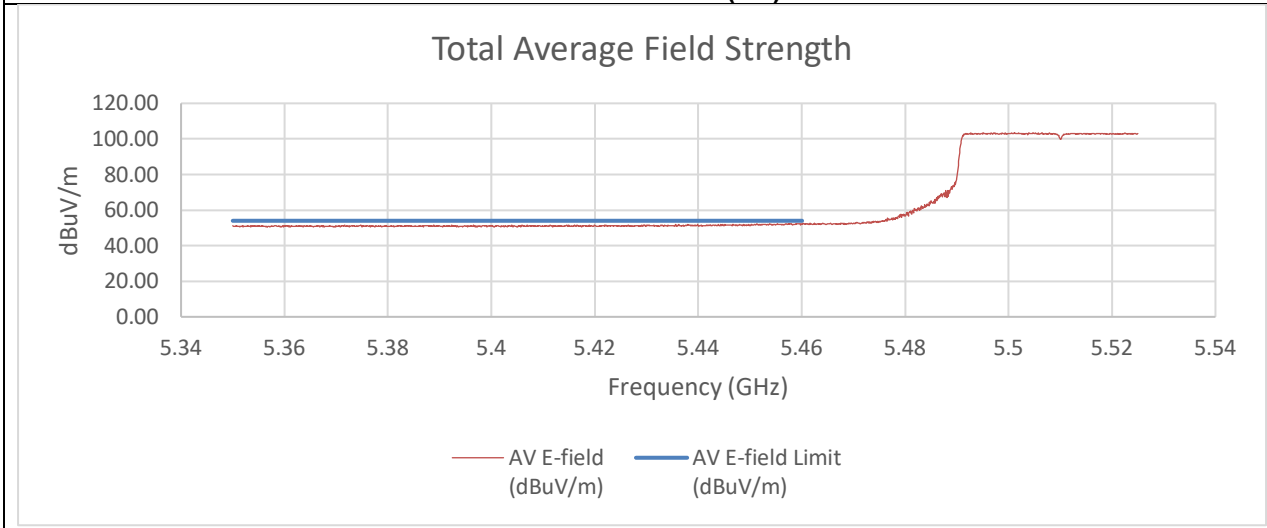

UL LLC
12 Laboratory Drive, Research Triangle Park, NC 27709; USA TEL:(919)549-1400

This report shall not be reproduced except in full, without the written approval of UL LLC

SUMMED BANDEDGE DATA (Pk) Slow Sweep

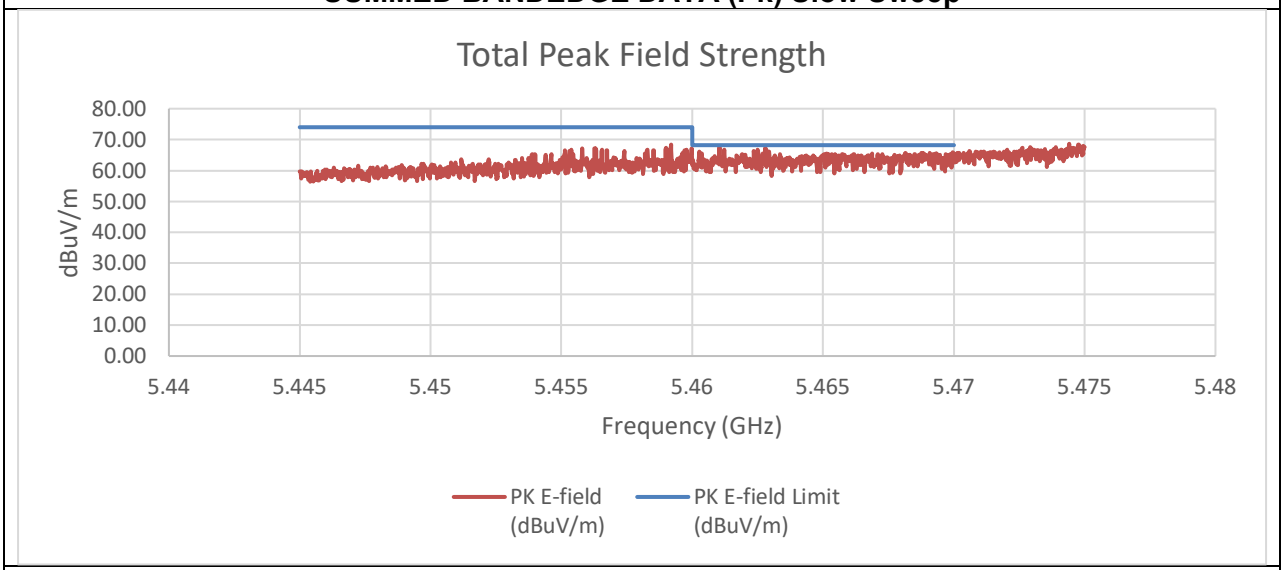

SUMMED BANDEDGE DATA (Av) Slow Sweep

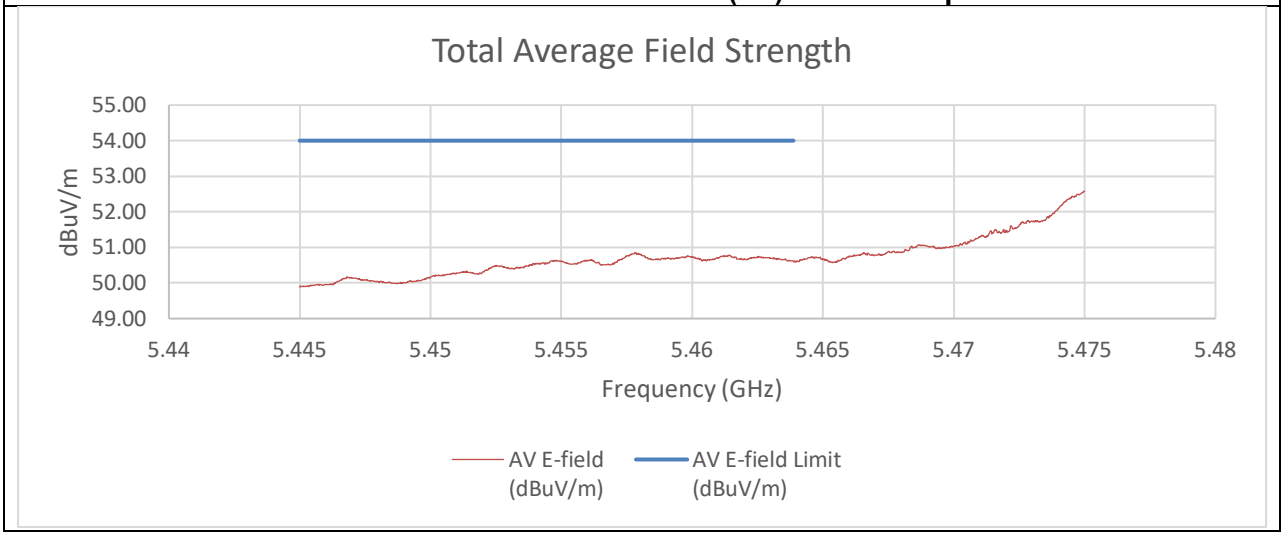

Summed Pk and Av Data at Restricted Band

Frequency (GHz)	PK Reading C1 (dBm)	PK Reading C2 (dBm)	PK EIRP (dBm)	PK E-field (dBuV/m)	PK E-field Limit (dBuV/m)	Margin (dB)
5.46	-49.97	-46.98	-33.54	61.72	74.00	-12.28
5.47	-50.42	-44.12	-31.54	63.72	68.2	-4.48
Frequency (GHz)	**PK Reading C1 (dBm)**	**PK Reading C2 (dBm)**	**PK EIRP (dBm)**	**PK E-field (dBuV/m)**	**PK E-field Limit (dBuV/m)**	**Margin (dB)**
5.46	-59.18	-59.22	-44.52	50.74	54.00	-3.26

An array gain of 11.67 dBi was used in the calculation of the summed data. Fast sweep was performed just to show that no other emissions existed outside of the frequencies observed by the slow sweep measurement.

UL LLC
12 Laboratory Drive, Research Triangle Park, NC 27709; USA TEL:(919)549-1400
This report shall not be reproduced except in full, without the written approval of UL LLC

2TX CHAIN 0 + CHAIN 1 MODE (High Gain) Low BE 5610 MHz

PK MEASUREMENT

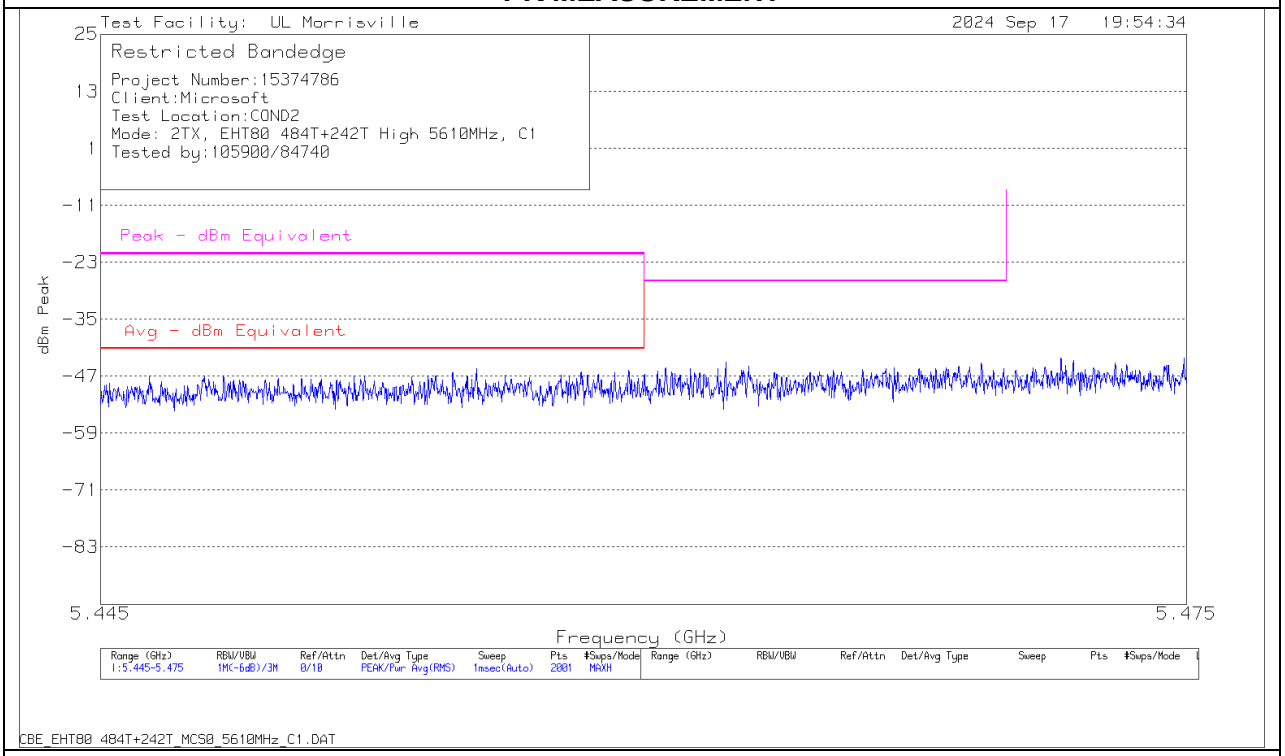

AVERAGE MEASUREMENT

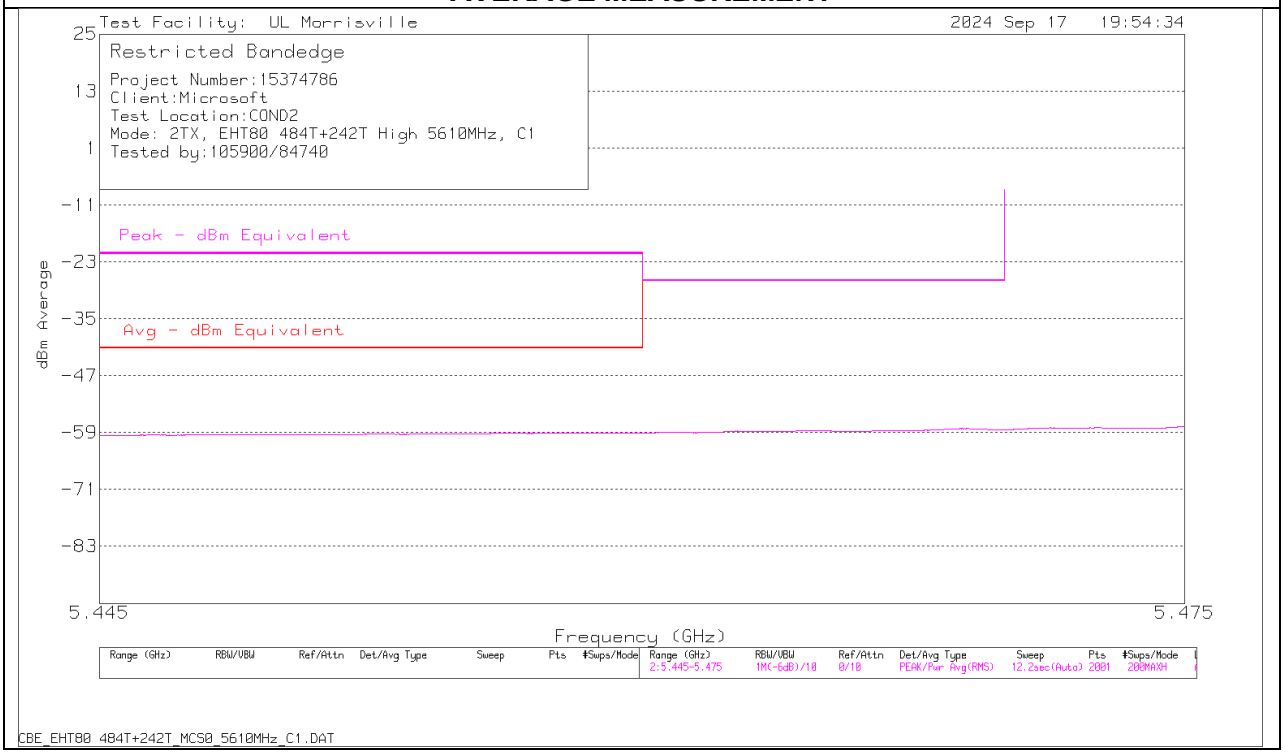

UL LLC
12 Laboratory Drive, Research Triangle Park, NC 27709; USA TEL:(919)549-1400
This report shall not be reproduced except in full, without the written approval of UL LLC

SUMMED BANDEDGE DATA (Pk) Fast Method

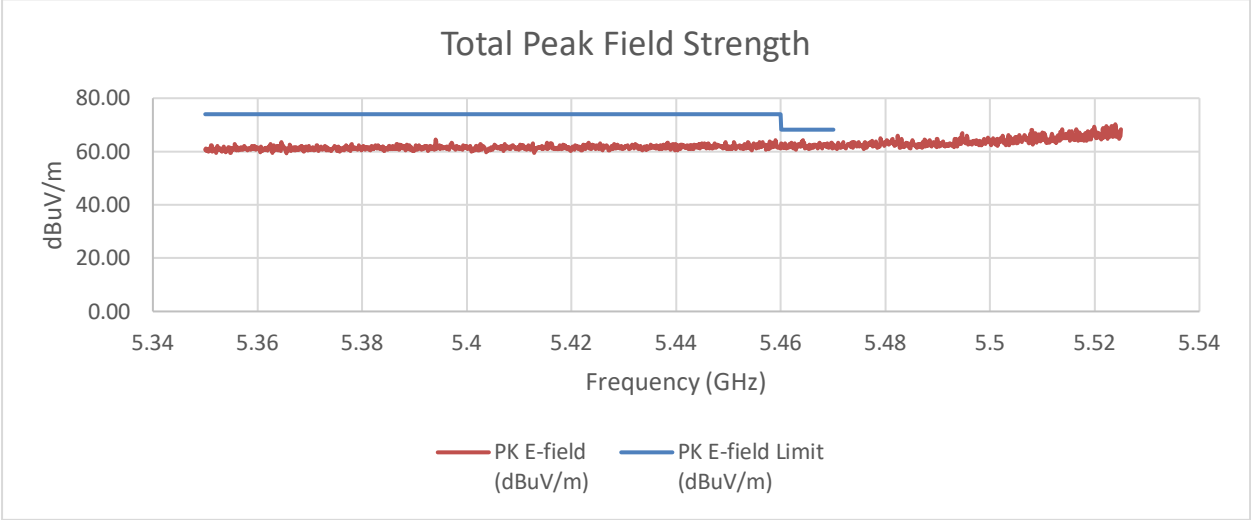

SUMMED BANDEDGE DATA (Av) Fast Method

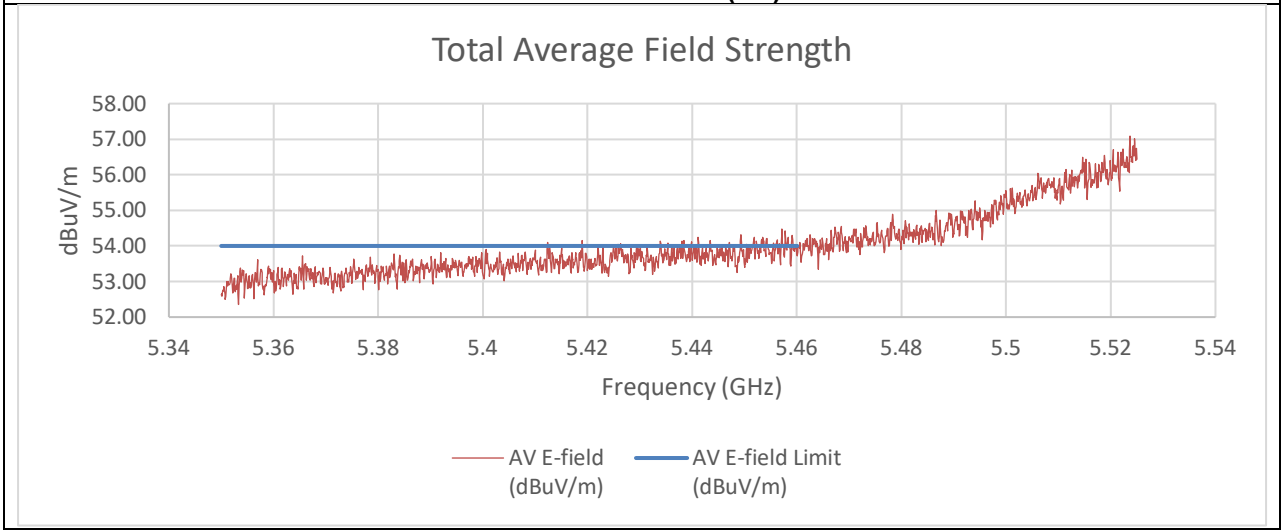

UL LLC
12 Laboratory Drive, Research Triangle Park, NC 27709; USA TEL:(919)549-1400

This report shall not be reproduced except in full, without the written approval of UL LLC

SUMMED BANDEDGE DATA (Pk) Slow Sweep

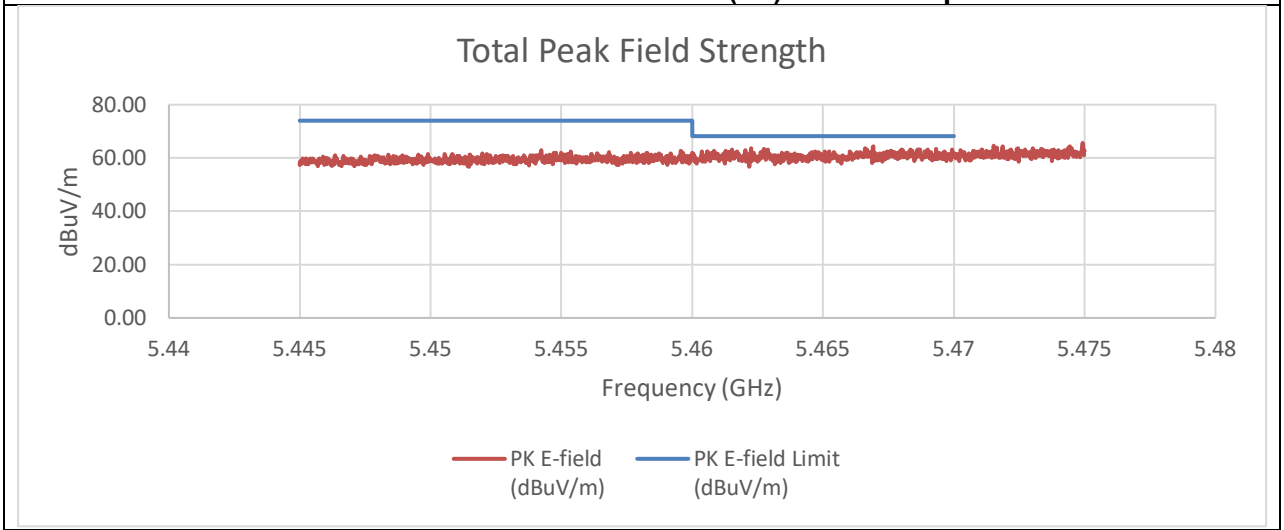

SUMMED BANDEDGE DATA (Av) Slow Sweep

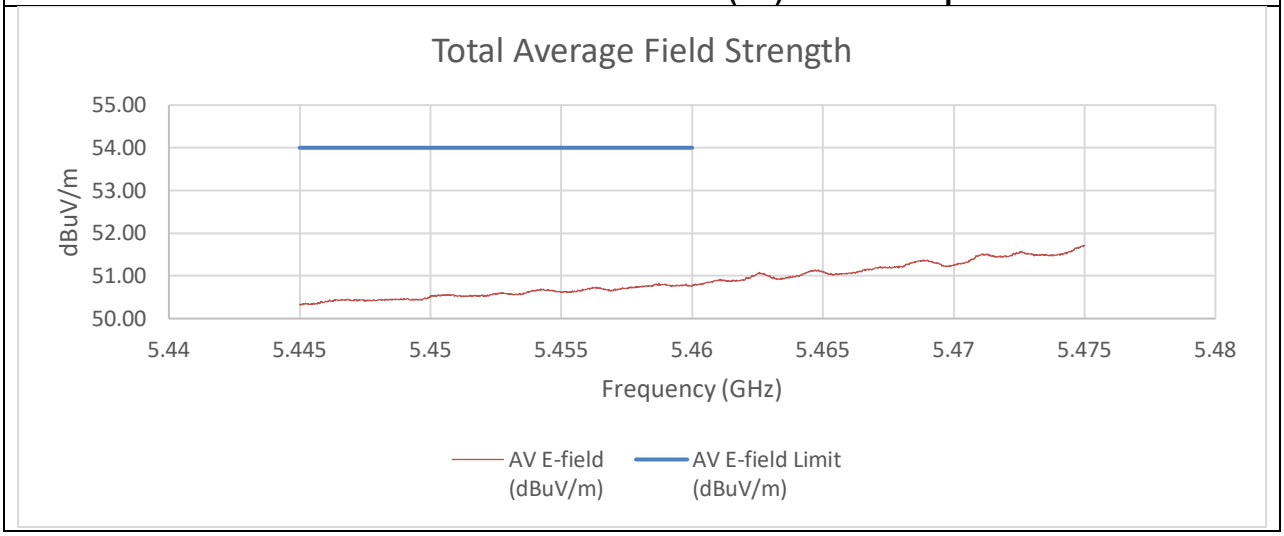

Summed Pk and Av Data at Restricted Band

Frequency (GHz)	PK Reading C1 (dBm)	PK Reading C2 (dBm)	PK EIRP (dBm)	PK E-field (dBuV/m)	PK E-field Limit (dBuV/m)	Margin (dB)
5.46	-51.16	-46.99	-33.91	61.35	74.00	-12.65
5.47	-48.74	-49.69	-34.51	60.75	68.20	-7.45
Frequency (GHz)	**PK Reading C1 (dBm)**	**PK Reading C2 (dBm)**	**PK EIRP (dBm)**	**PK E-field (dBuV/m)**	**PK E-field Limit (dBuV/m)**	**Margin (dB)**
5.46	-59.23	-59.09	-44.48	50.78	54.00	-3.22

An array gain of 11.67 dBi was used in the calculation of the summed data. Fast sweep was performed just to show that no other emissions existed outside of the frequencies observed by the slow sweep measurement.

UL LLC
12 Laboratory Drive, Research Triangle Park, NC 27709; USA TEL:(919)549-1400
This report shall not be reproduced except in full, without the written approval of UL LLC

2TX CHAIN 0 + CHAIN 1 MODE (High Gain) High BE 5610 MHz

PK MEASUREMENT

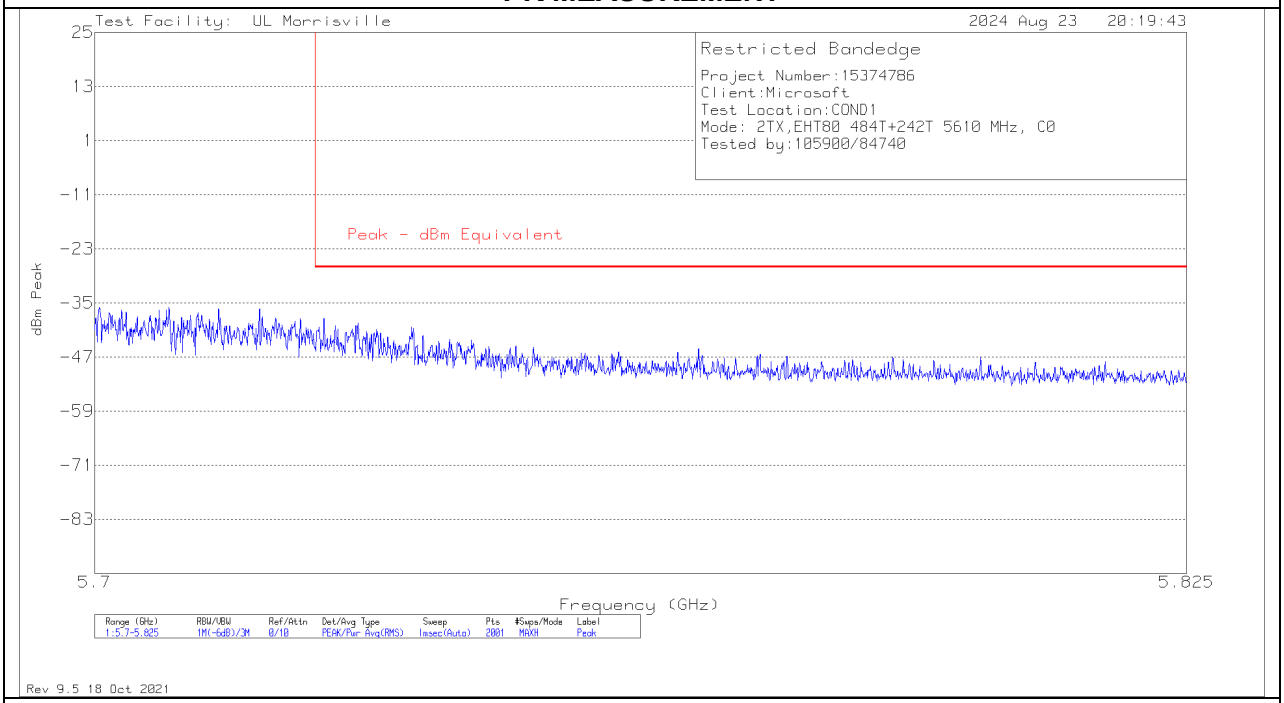

SUMMED BANDEDGE DATA (Pk) Fast Method

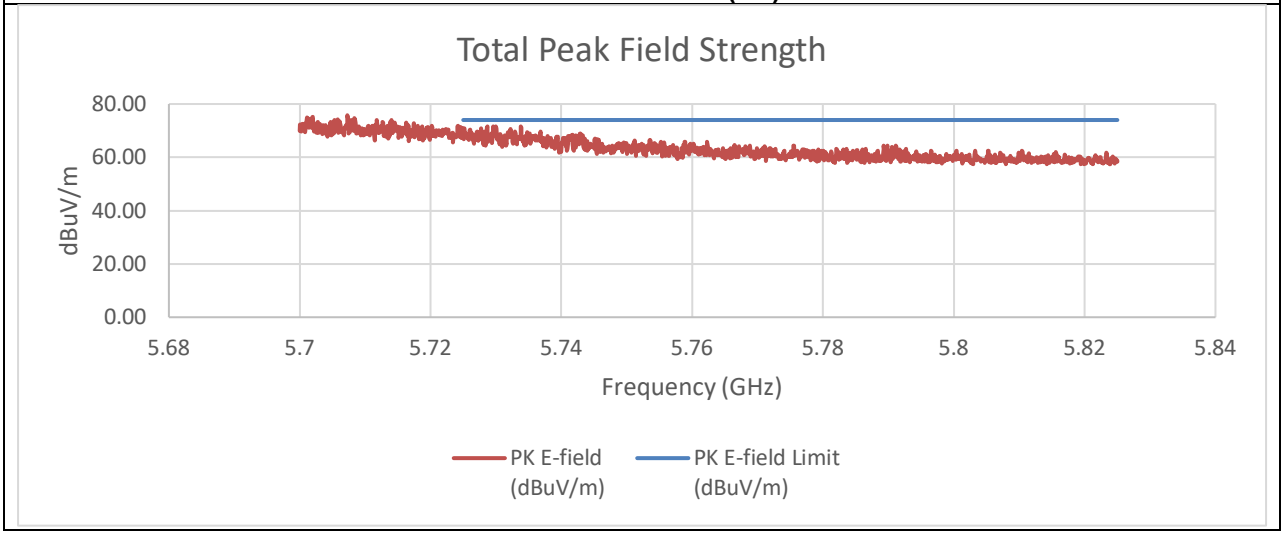

Summed Pk Data Restricted Band

Frequency (GHz)	PK Reading C1 (dBm)	PK Reading C2 (dBm)	PK EIRP (dBm)	PK E-field (dBuV/m)	PK E-field Limit (dBuV/m)	Margin (dB)
5.725	-44.91	-38.42	-25.87	69.39	74.00	-4.61

An array gain of 11.67 dBi was used in the calculation of the summed data.

UL LLC
12 Laboratory Drive, Research Triangle Park, NC 27709; USA TEL:(919)549-1400
This report shall not be reproduced except in full, without the written approval of UL LLC

TX ABOVE 1 GHz 802.11be EHT80 242T+484T (N) MODE IN THE 5.6 GHz BAND

2TX CHAIN 0 + CHAIN 1 MODE (Low Gain) Low BE 5530 MHz

SUMMED BANDEDGE DATA (Pk) Fast Method

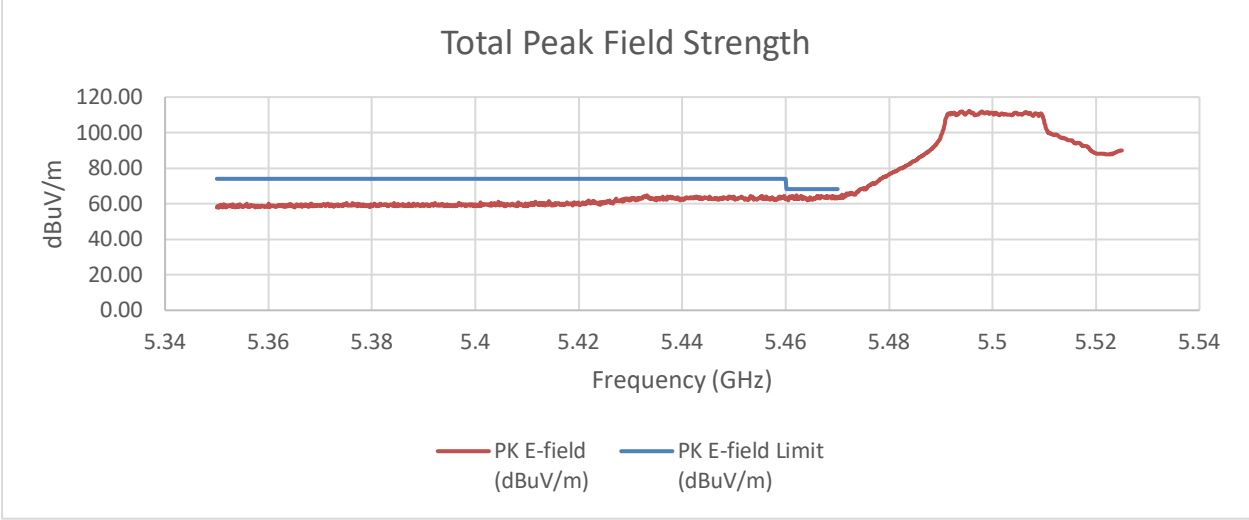

SUMMED BANDEDGE DATA (Av) Fast Method

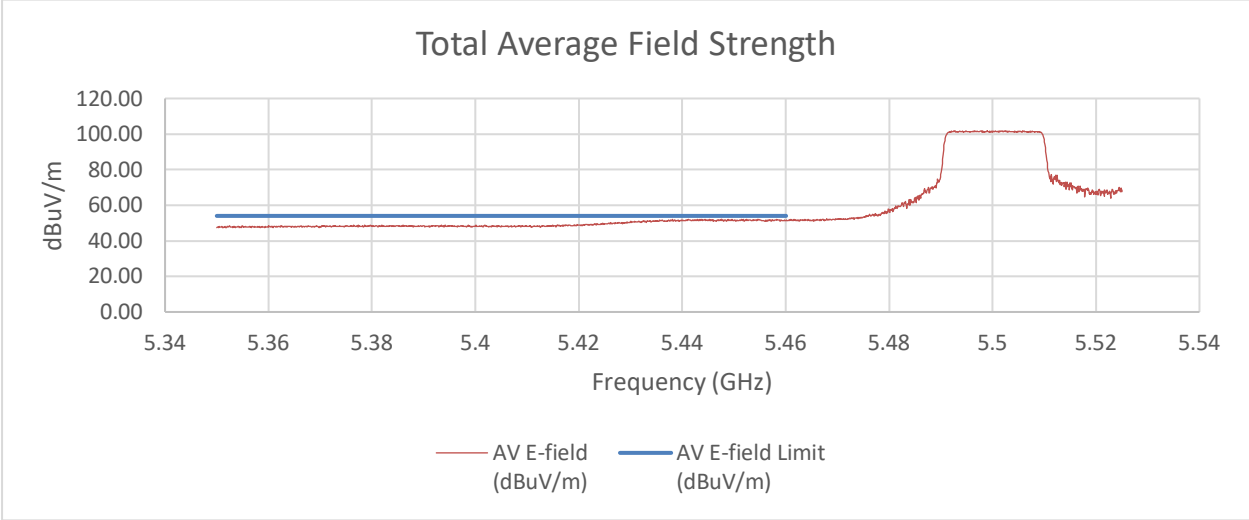

UL LLC
12 Laboratory Drive, Research Triangle Park, NC 27709; USA TEL:(919)549-1400
This report shall not be reproduced except in full, without the written approval of UL LLC

SUMMED BANDEDGE DATA (Pk) Slow Sweep

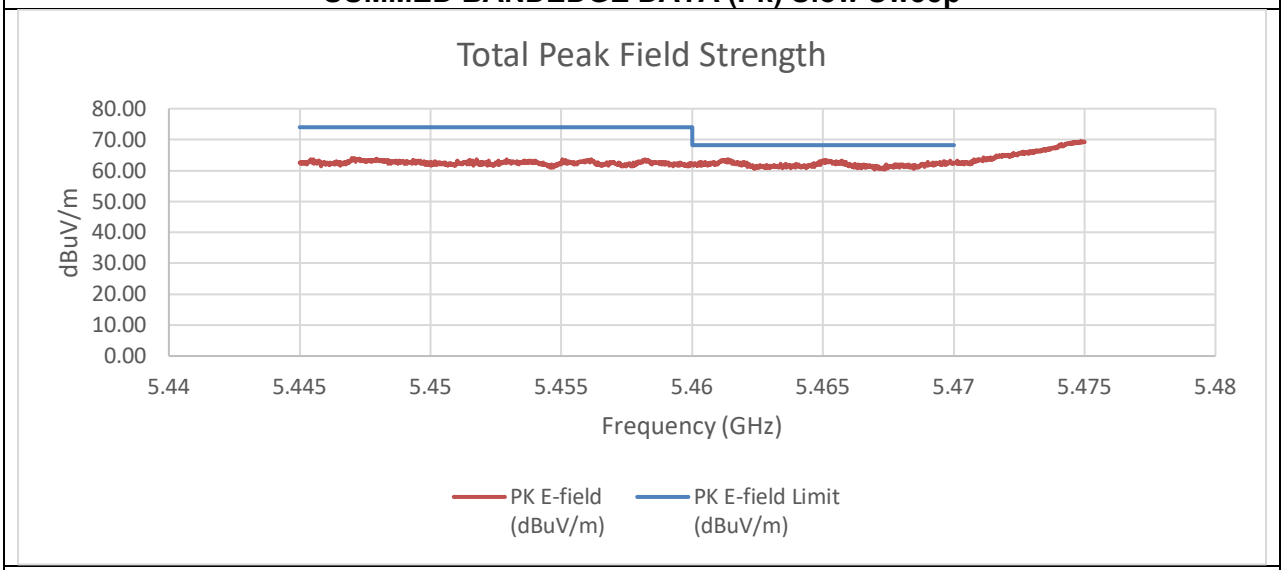

SUMMED BANDEDGE DATA (Av) Slow Sweep

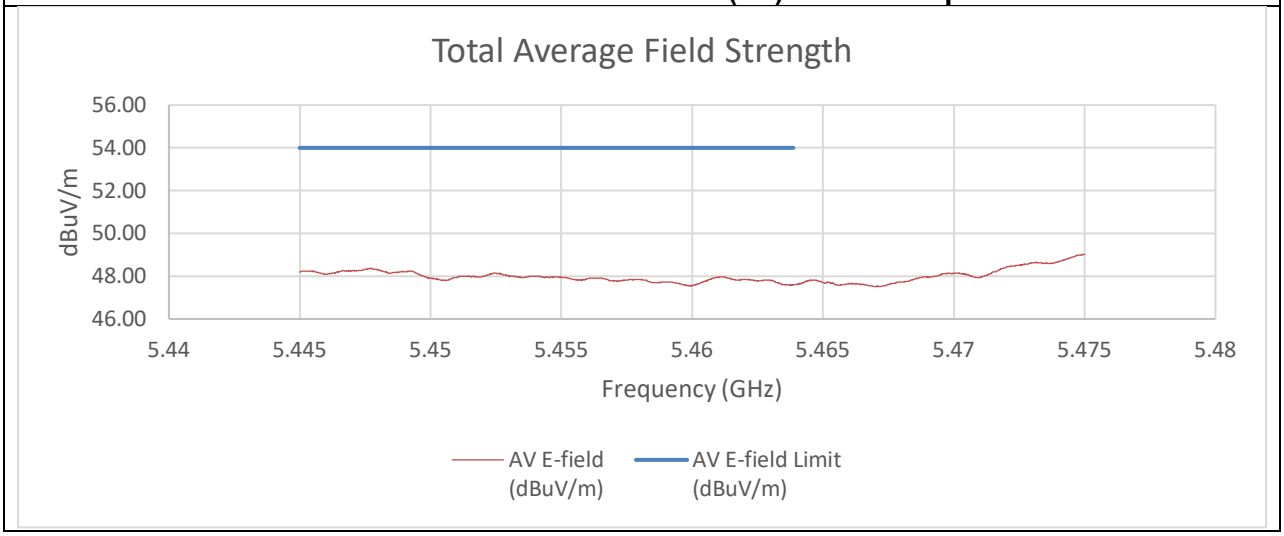

Summed Pk and Av Data at Restricted Band

Frequency (GHz)	PK Reading C1 (dBm)	PK Reading C2 (dBm)	PK EIRP (dBm)	PK E-field (dBuV/m)	PK E-field Limit (dBuV/m)	Margin (dB)
5.46	-43.19	-46.03	-33.16	62.10	74.00	-11.90
5.47	-43.49	-45.28	-33.07	62.18	68.2	-6.02
Frequency (GHz)	**AV Reading C1 (dBm)**	**AV Reading C2 (dBm)**	**AV EIRP (dBm)**	**AV E-field (dBuV/m)**	**AV E-field Limit (dBuV/m)**	**Margin (dB)**
5.46	-58.31	-59.62	-47.70	47.56	54.00	-6.44

An array gain of 8.21 dBi was used in the calculation of the summed data. Fast sweep was performed just to show that no other emissions existed outside of the frequencies observed by the slow sweep measurement.

UL LLC
12 Laboratory Drive, Research Triangle Park, NC 27709; USA TEL:(919)549-1400
This report shall not be reproduced except in full, without the written approval of UL LLC

2TX CHAIN 0 + CHAIN 1 MODE (Low Gain) Low BE 5610 MHz

SUMMED BANDEDGE DATA (Pk) Fast Method

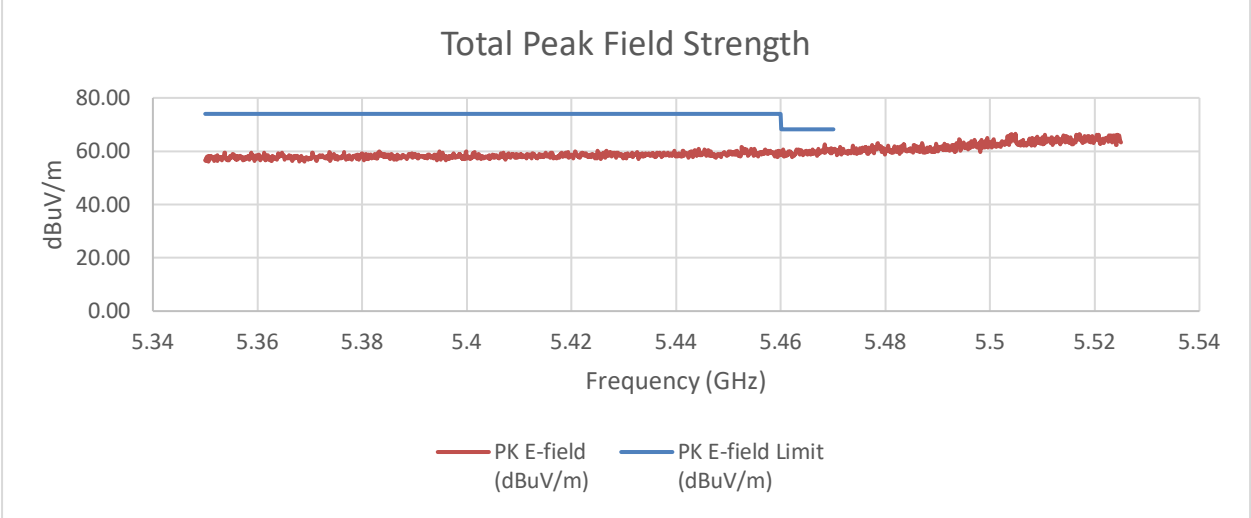

SUMMED BANDEDGE DATA (Av) Fast Method

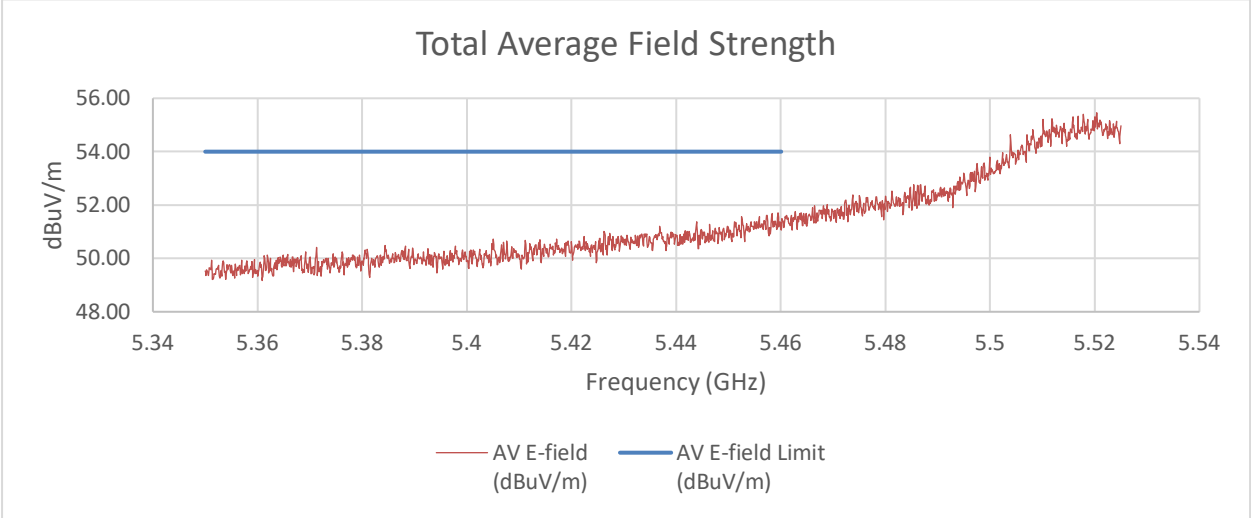

UL LLC
12 Laboratory Drive, Research Triangle Park, NC 27709; USA TEL:(919)549-1400
This report shall not be reproduced except in full, without the written approval of UL LLC

SUMMED BANDEDGE DATA (Pk) Slow Sweep

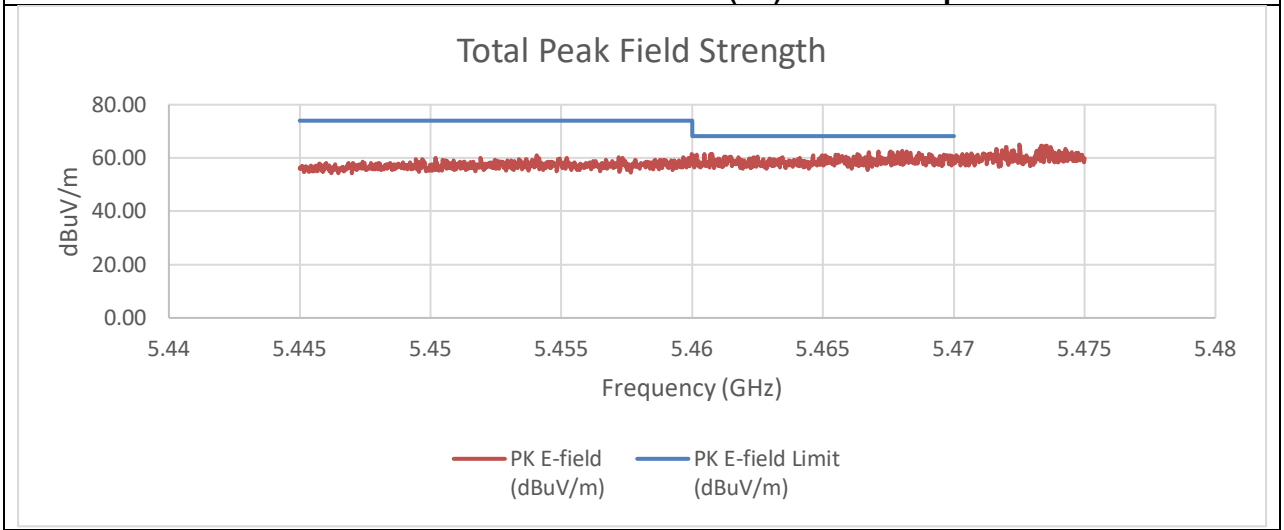

SUMMED BANDEDGE DATA (Av) Slow Sweep

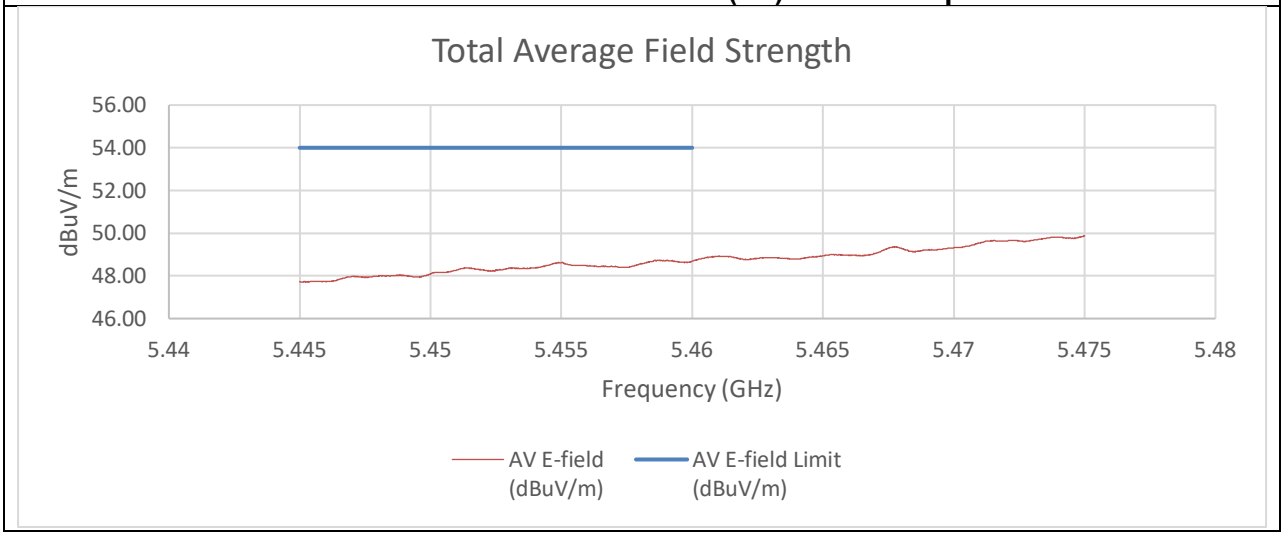

Summed Pk and Av Data at Restricted Band

Frequency (GHz)	PK Reading C1 (dBm)	PK Reading C2 (dBm)	PK EIRP (dBm)	PK E-field (dBuV/m)	PK E-field Limit (dBuV/m)	Margin (dB)
5.46	-46.69	-44.07	-33.97	61.29	74.00	-12.71
5.47	-47.11	-46.99	-35.83	59.43	68.20	-8.77
Frequency (GHz)	**AV Reading C1 (dBm)**	**AV Reading C2 (dBm)**	**AV EIRP (dBm)**	**AV E-field (dBuV/m)**	**AV E-field Limit (dBuV/m)**	**Margin (dB)**
5.46	-57.31	-58.32	-46.57	48.69	54.00	-5.31

An array gain of 8.21 dBi was used in the calculation of the summed data. Fast sweep was performed just to show that no other emissions existed outside of the frequencies observed by the slow sweep measurement.

UL LLC
12 Laboratory Drive, Research Triangle Park, NC 27709; USA TEL:(919)549-1400
This report shall not be reproduced except in full, without the written approval of UL LLC

2TX CHAIN 0 + CHAIN 1 MODE (Low Gain) High BE 5610 MHz

SUMMED BANDEDGE DATA (Pk) Fast Method

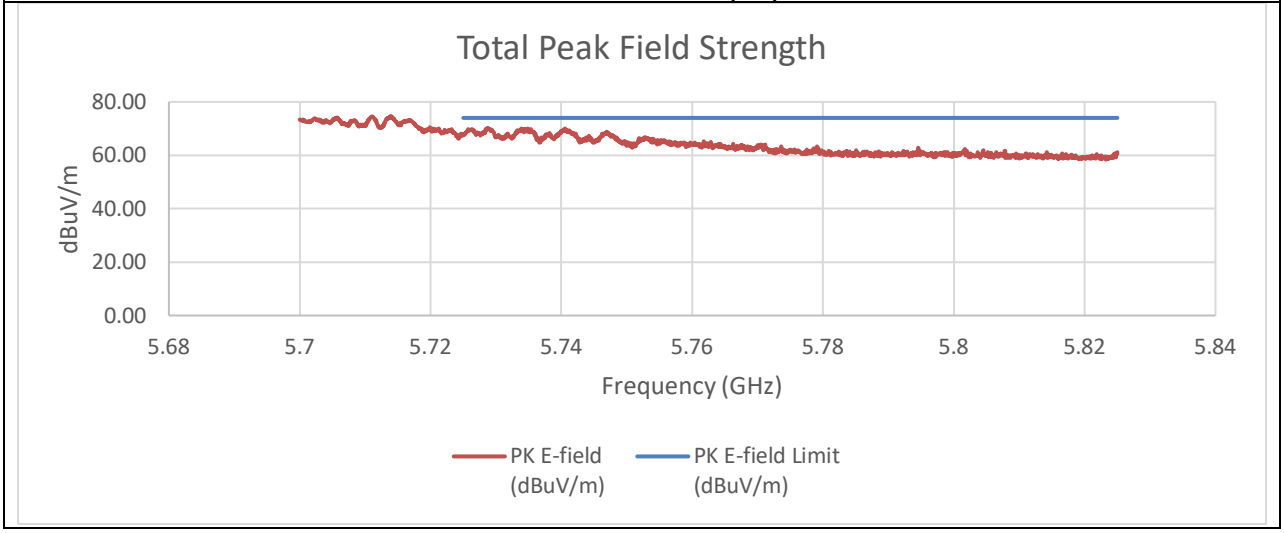

Summed Pk Data Restricted Band

Frequency (GHz)	PK Reading C1 (dBm)	PK Reading C2 (dBm)	PK EIRP (dBm)	PK E-field (dBuV/m)	PK E-field Limit (dBuV/m)	Margin (dB)
5.725	-36.69	-43.75	-27.70	67.56	74.00	-6.44

An array gain of 8.21 dBi was used in the calculation of the summed data.

UL LLC
12 Laboratory Drive, Research Triangle Park, NC 27709; USA TEL:(919)549-1400
This report shall not be reproduced except in full, without the written approval of UL LLC

2TX CHAIN 0 + CHAIN 1 MODE (Mid Gain) Low BE 5530 MHz

SUMMED BANDEDGE DATA (Pk) Fast Method

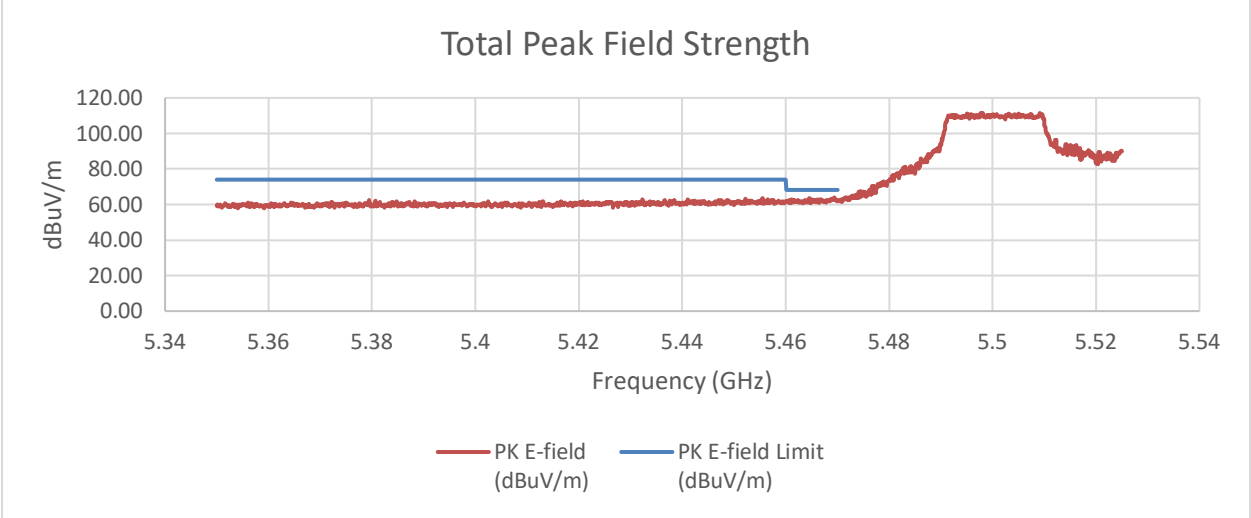

SUMMED BANDEDGE DATA (Av) Fast Method

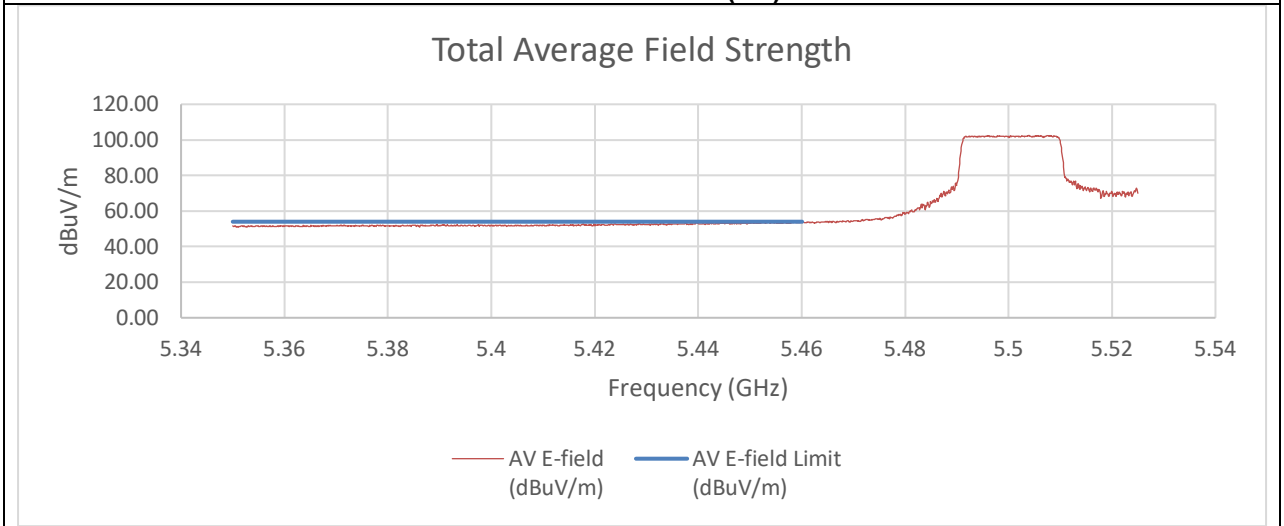

UL LLC
12 Laboratory Drive, Research Triangle Park, NC 27709; USA TEL:(919)549-1400
This report shall not be reproduced except in full, without the written approval of UL LLC

SUMMED BANDEDGE DATA (Pk) Slow Sweep

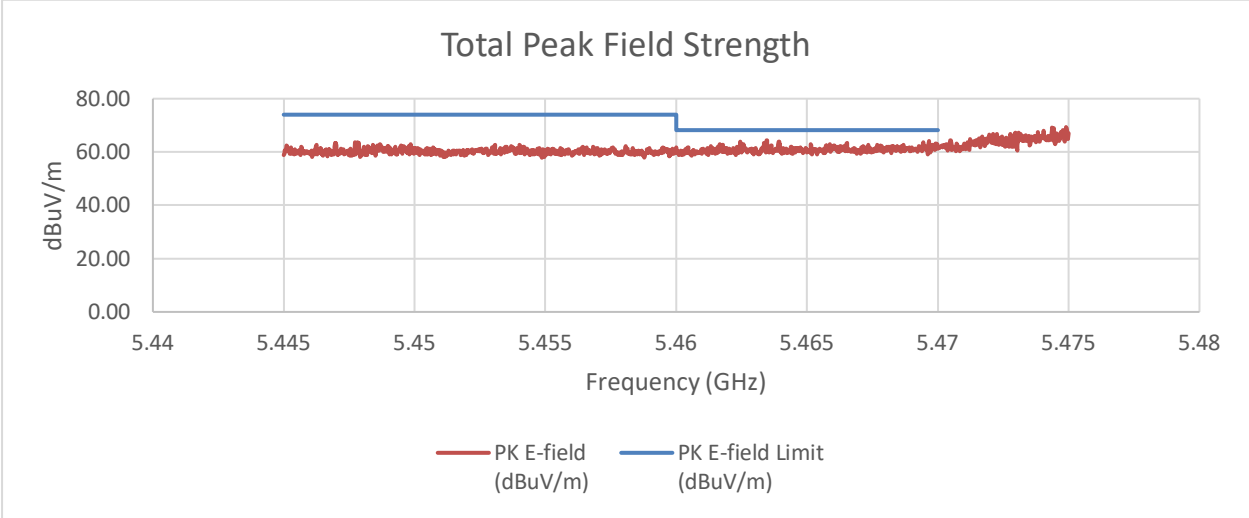

SUMMED BANDEDGE DATA (Av) Slow Sweep

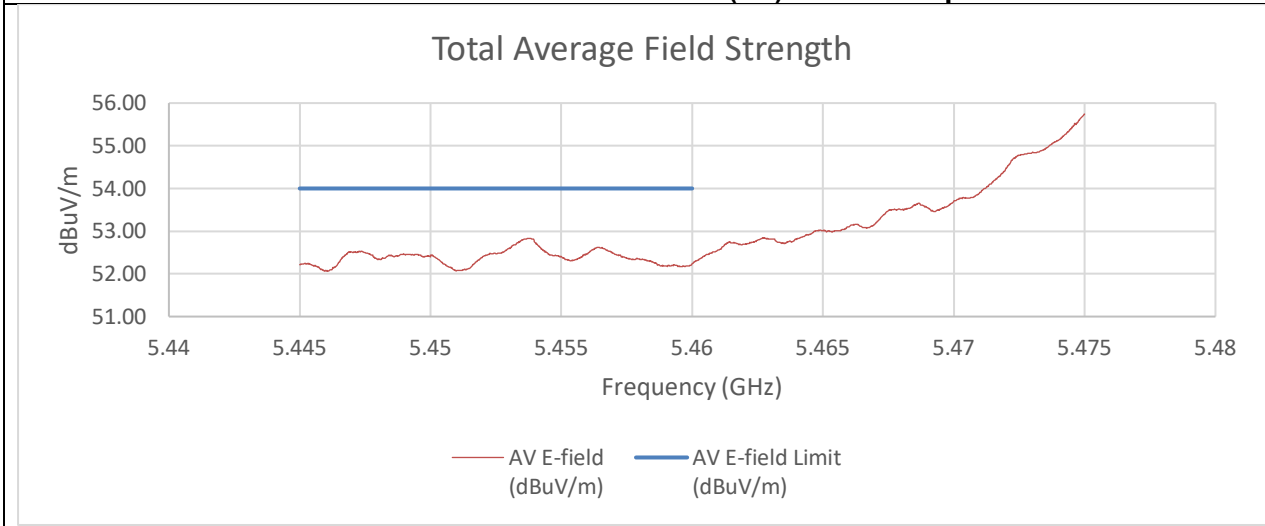

Summed Pk and Av Data at Restricted Band

Frequency (GHz)	PK Reading C1 (dBm)	PK Reading C2 (dBm)	PK EIRP (dBm)	PK E-field (dBuV/m)	PK E-field Limit (dBuV/m)	Margin (dB)
5.46	-49.23	-45.39	-33.58	61.68	74.00	-12.32
5.47	-47.43	-45.75	-33.19	62.07	68.20	-6.13
Frequency (GHz)	**AV Reading C1 (dBm)**	**AV Reading C2 (dBm)**	**AV EIRP (dBm)**	**AV E-field (dBuV/m)**	**AV E-field Limit (dBuV/m)**	**Margin (dB)**
5.46	-57.98	-55.14	-43.01	52.25	54.00	-1.75

An array gain of 10.31 dBi was used in the calculation of the summed data. Fast sweep was performed just to show that no other emissions existed outside of the frequencies observed by the slow sweep measurement.

UL LLC
12 Laboratory Drive, Research Triangle Park, NC 27709; USA TEL:(919)549-1400
This report shall not be reproduced except in full, without the written approval of UL LLC

2TX CHAIN 0 + CHAIN 1 MODE (Mid Gain) Low BE 5610 MHz

SUMMED BANDEDGE DATA (Pk) Fast Method

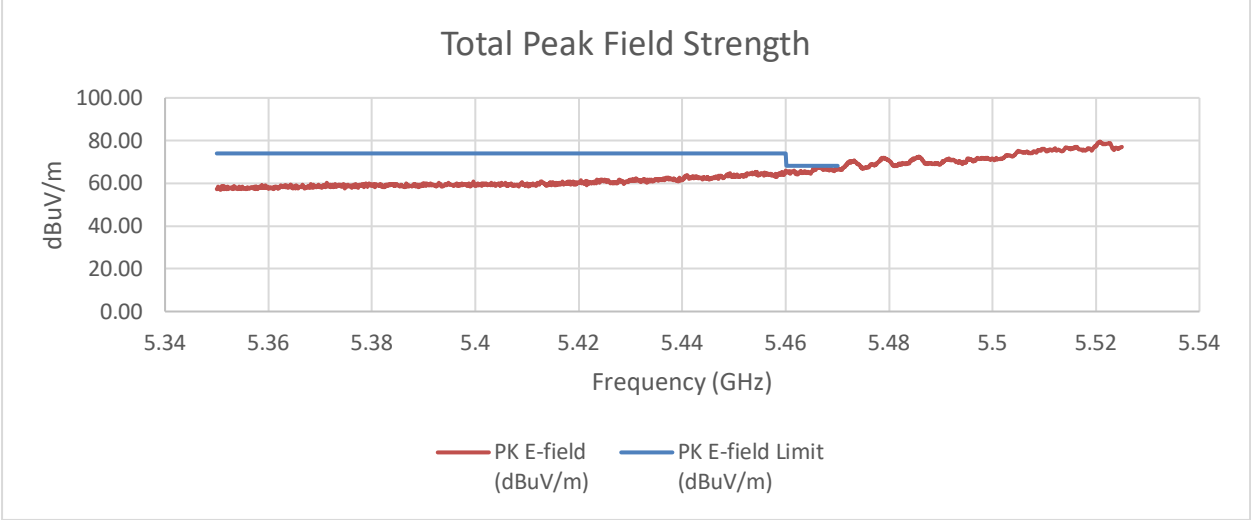

SUMMED BANDEDGE DATA (Av) Fast Method

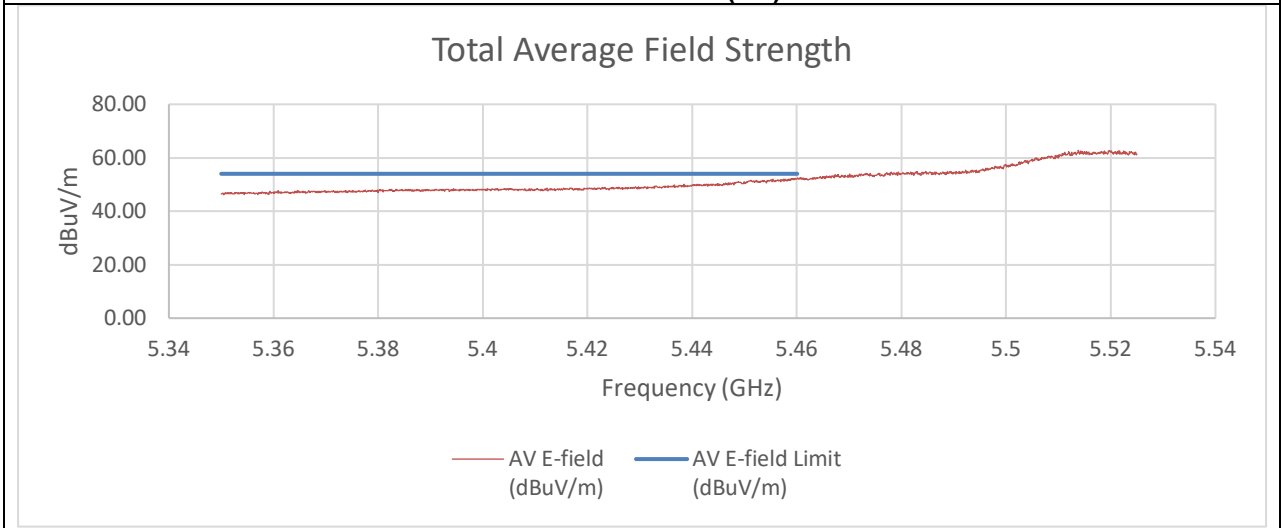

UL LLC
12 Laboratory Drive, Research Triangle Park, NC 27709; USA TEL:(919)549-1400
This report shall not be reproduced except in full, without the written approval of UL LLC

SUMMED BANDEDGE DATA (Pk) Slow Sweep

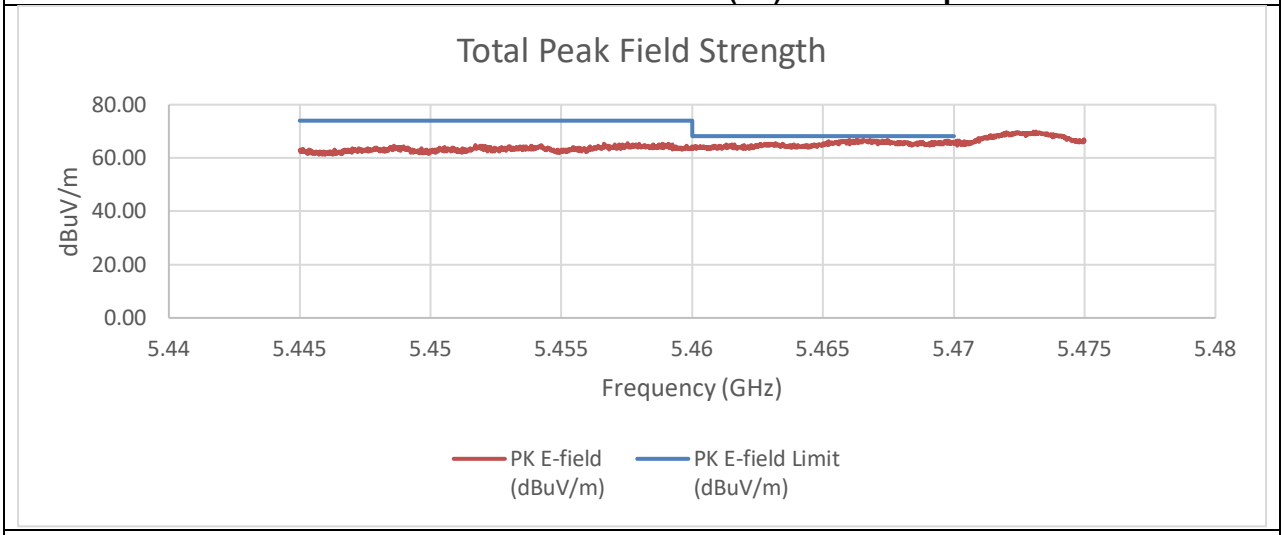

SUMMED BANDEDGE DATA (Av) Slow Sweep

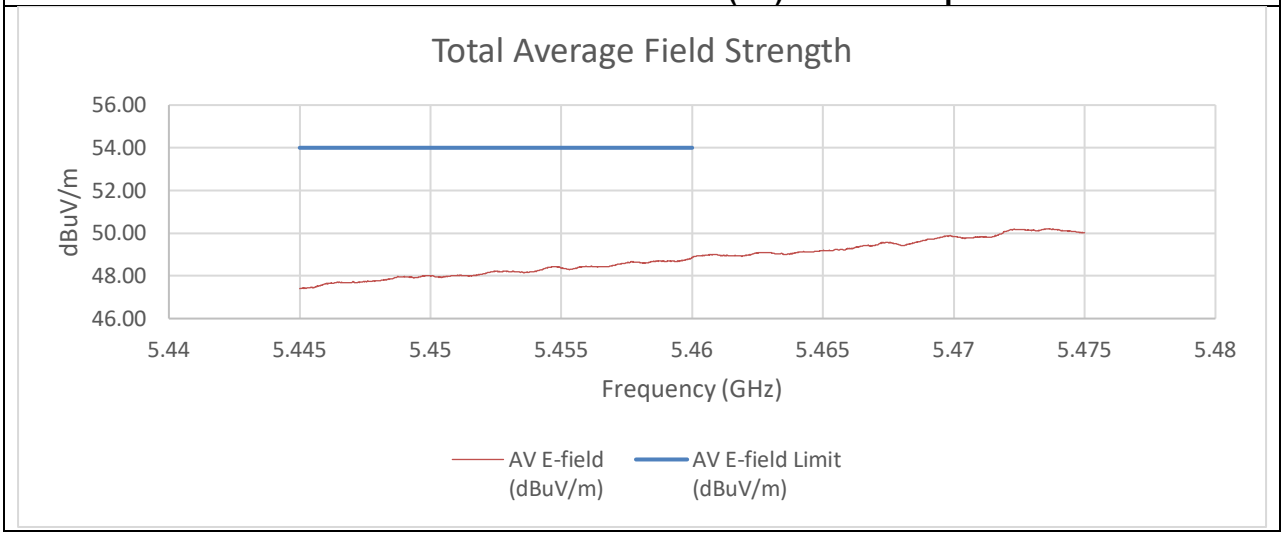

Summed Pk and Av Data at Restricted Band

Frequency (GHz)	PK Reading C1 (dBm)	PK Reading C2 (dBm)	PK EIRP (dBm)	PK E-field (dBuV/m)	PK E-field Limit (dBuV/m)	Margin (dB)
5.46	-42.56	-47.32	-31.00	64.26	74.00	-9.74
5.47	-41.26	-44.91	-29.39	65.87	68.20	-2.33
Frequency (GHz)	**AV Reading C1 (dBm)**	**AV Reading C2 (dBm)**	**AV EIRP (dBm)**	**AV E-field (dBuV/m)**	**AV E-field Limit (dBuV/m)**	**Margin (dB)**
5.46	-58.65	-61.17	-46.41	48.85	54.00	-5.15

An array gain of 10.31 dBi was used in the calculation of the summed data. Fast sweep was performed just to show that no other emissions existed outside of the frequencies observed by the slow sweep measurement.

UL LLC
12 Laboratory Drive, Research Triangle Park, NC 27709; USA TEL:(919)549-1400
This report shall not be reproduced except in full, without the written approval of UL LLC

2TX CHAIN 0 + CHAIN 1 MODE (Mid Gain) High BE 5610 MHz

SUMMED BANDEDGE DATA (Pk) Fast Method

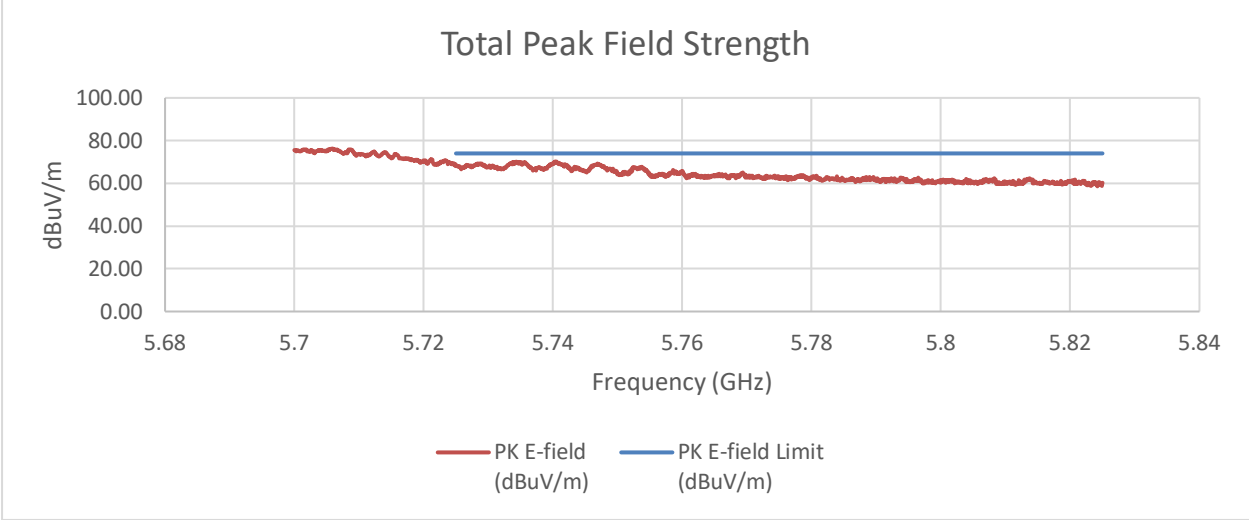

Summed Pk Data Restricted Band

Frequency (GHz)	PK Reading C1 (dBm)	PK Reading C2 (dBm)	PK EIRP (dBm)	PK E-field (dBuV/m)	PK E-field Limit (dBuV/m)	Margin (dB)
5.725	-39.08	-41.81	-26.91	68.34	74.00	-5.66

An array gain of 10.31 dBi was used in the calculation of the summed data.

UL LLC
12 Laboratory Drive, Research Triangle Park, NC 27709; USA TEL:(919)549-1400
This report shall not be reproduced except in full, without the written approval of UL LLC

2TX CHAIN 0 + CHAIN 1 MODE (High Gain) Low BE 5530 MHz

PK MEASUREMENT

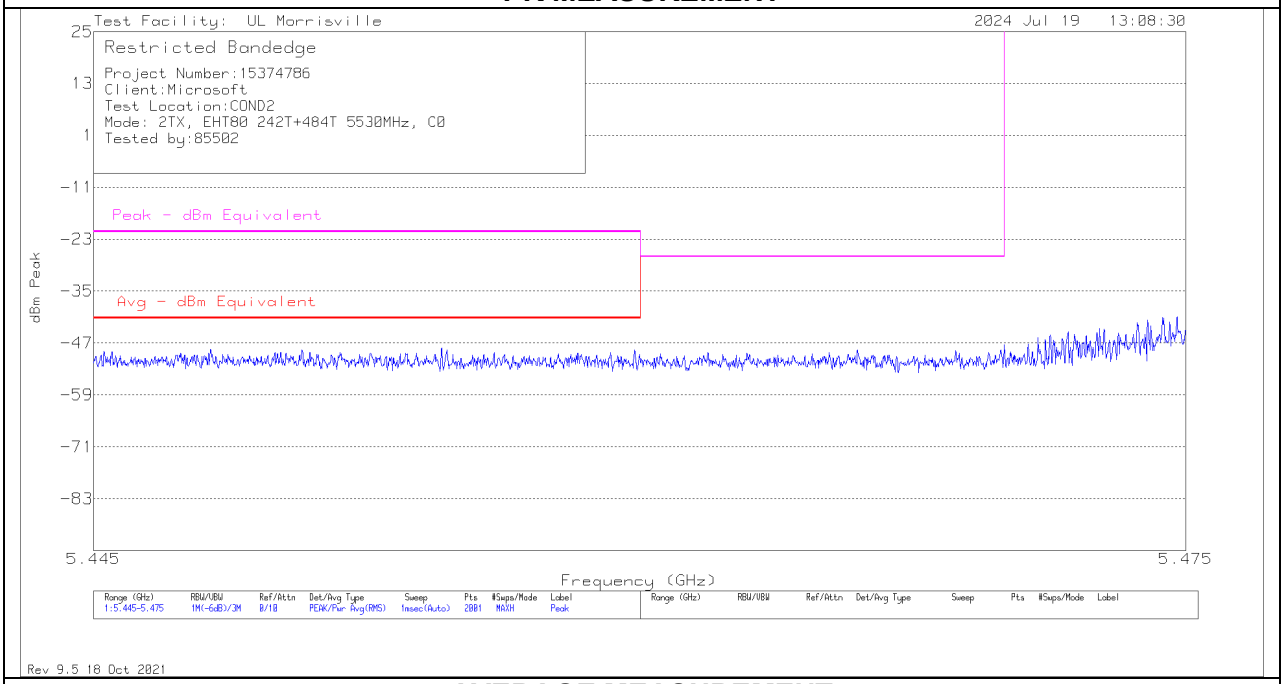

AVERAGE MEASUREMENT

UL LLC
12 Laboratory Drive, Research Triangle Park, NC 27709; USA TEL:(919)549-1400

This report shall not be reproduced except in full, without the written approval of UL LLC

SUMMED BANDEDGE DATA (Pk) Fast Method

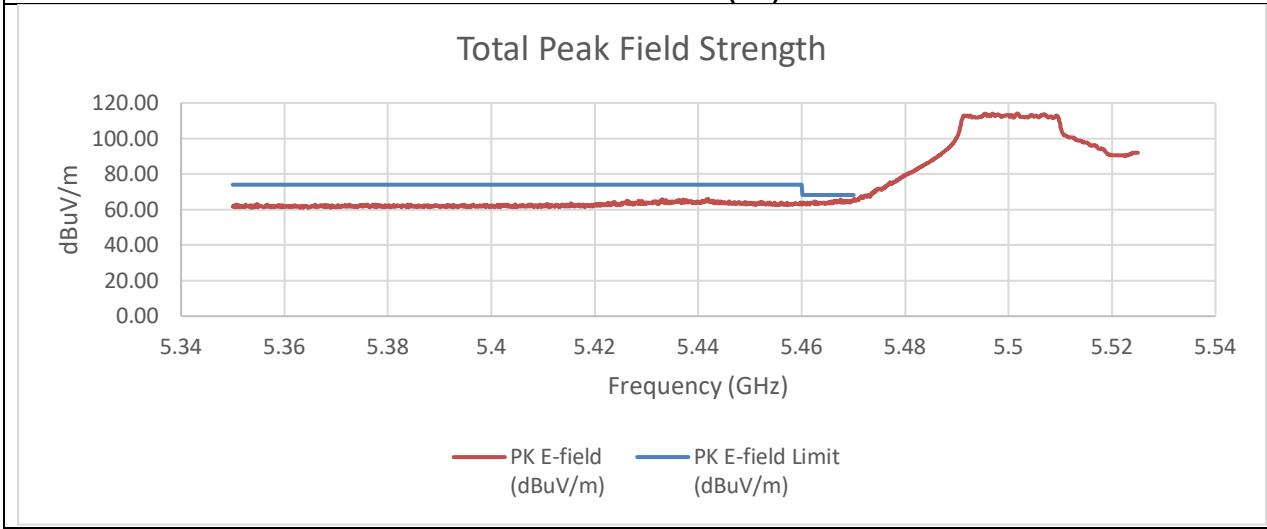

SUMMED BANDEDGE DATA (Av) Fast Method

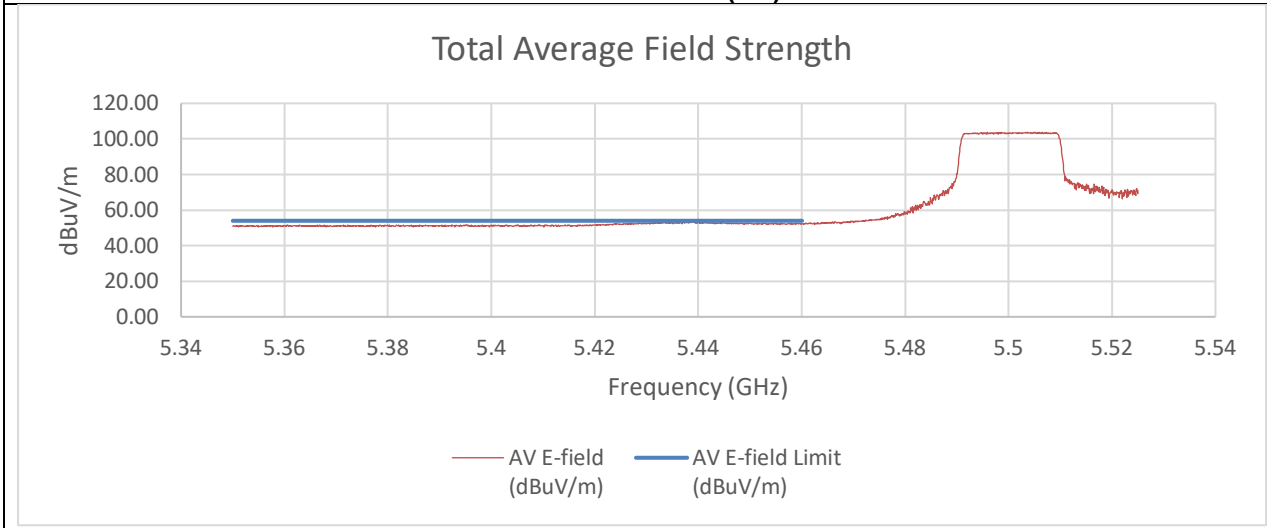

UL LLC
12 Laboratory Drive, Research Triangle Park, NC 27709; USA TEL:(919)549-1400

This report shall not be reproduced except in full, without the written approval of UL LLC

SUMMED BANDEDGE DATA (Pk) Slow Sweep

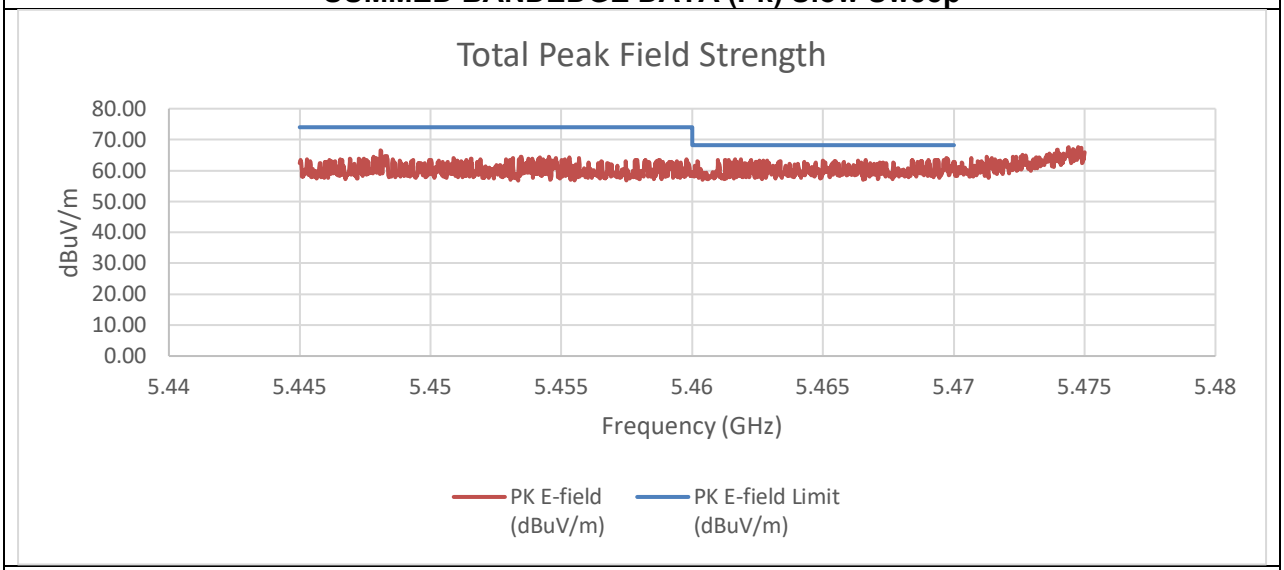

SUMMED BANDEDGE DATA (Av) Slow Sweep

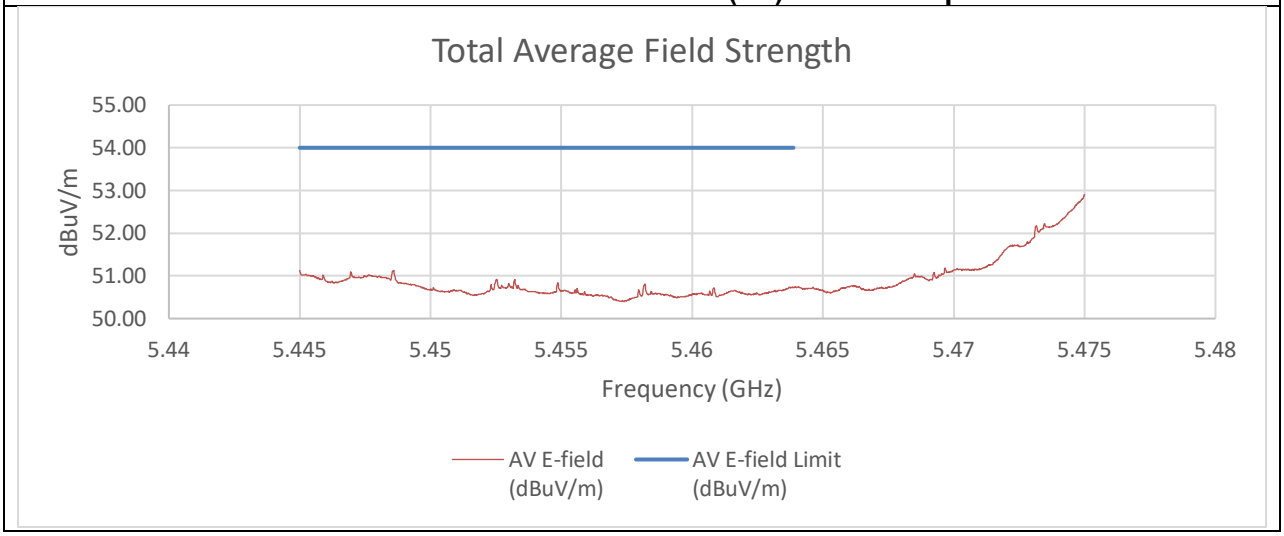

Summed Pk and Av Data at Restricted Band

Frequency (GHz)	PK Reading C1 (dBm)	PK Reading C2 (dBm)	PK EIRP (dBm)	PK E-field (dBuV/m)	PK E-field Limit (dBuV/m)	Margin (dB)
5.46	-51.33	-51.45	-36.71	58.55	74.00	-15.45
5.47	-47.86	-46.62	-32.52	62.74	68.2	-5.46
Frequency (GHz)	**AV Reading C1 (dBm)**	**AV Reading C2 (dBm)**	**AV EIRP (dBm)**	**AV E-field (dBuV/m)**	**AV E-field Limit (dBuV/m)**	**Margin (dB)**
5.46	-59.23	-59.52	-44.69	50.57	54.00	-3.43

An array gain of 11.67 dBi was used in the calculation of the summed data. Fast sweep was performed just to show that no other emissions existed outside of the frequencies observed by the slow sweep measurement.

UL LLC
12 Laboratory Drive, Research Triangle Park, NC 27709; USA TEL:(919)549-1400
This report shall not be reproduced except in full, without the written approval of UL LLC

2TX CHAIN 0 + CHAIN 1 MODE (High Gain) Low BE 5610 MHz

PK MEASUREMENT

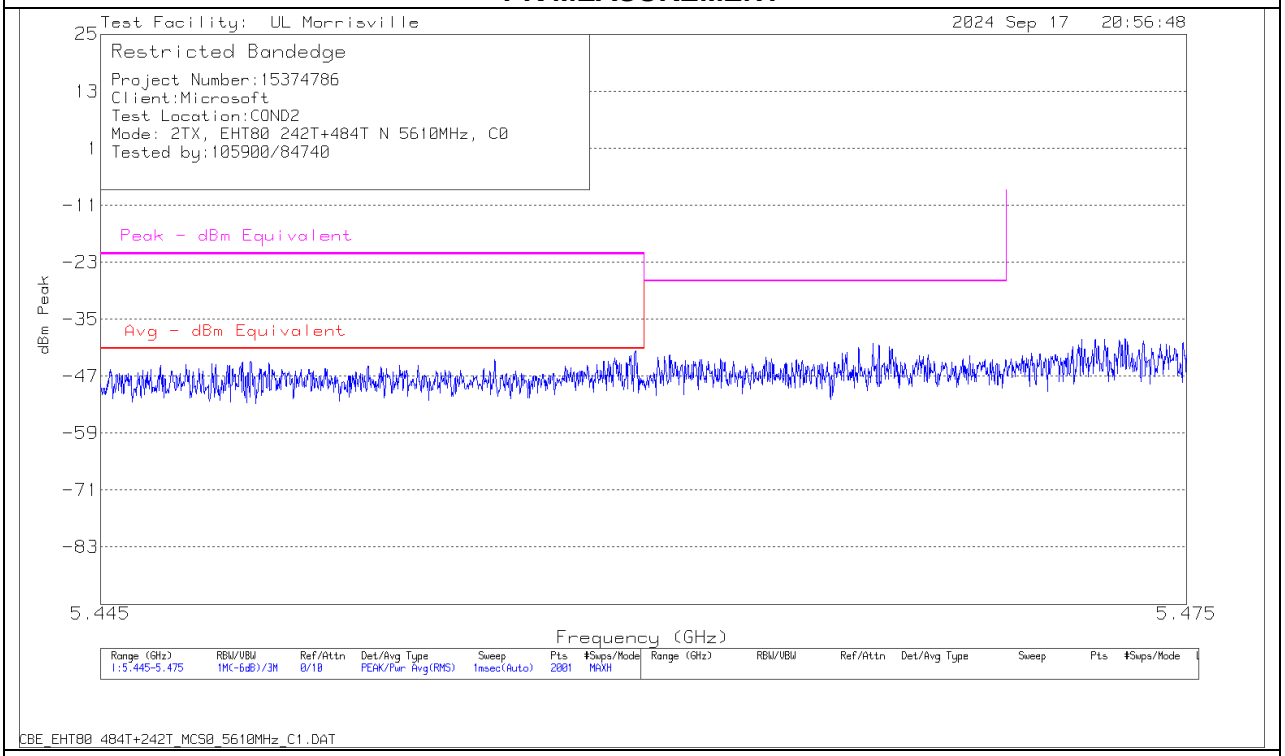

AVERAGE MEASUREMENT

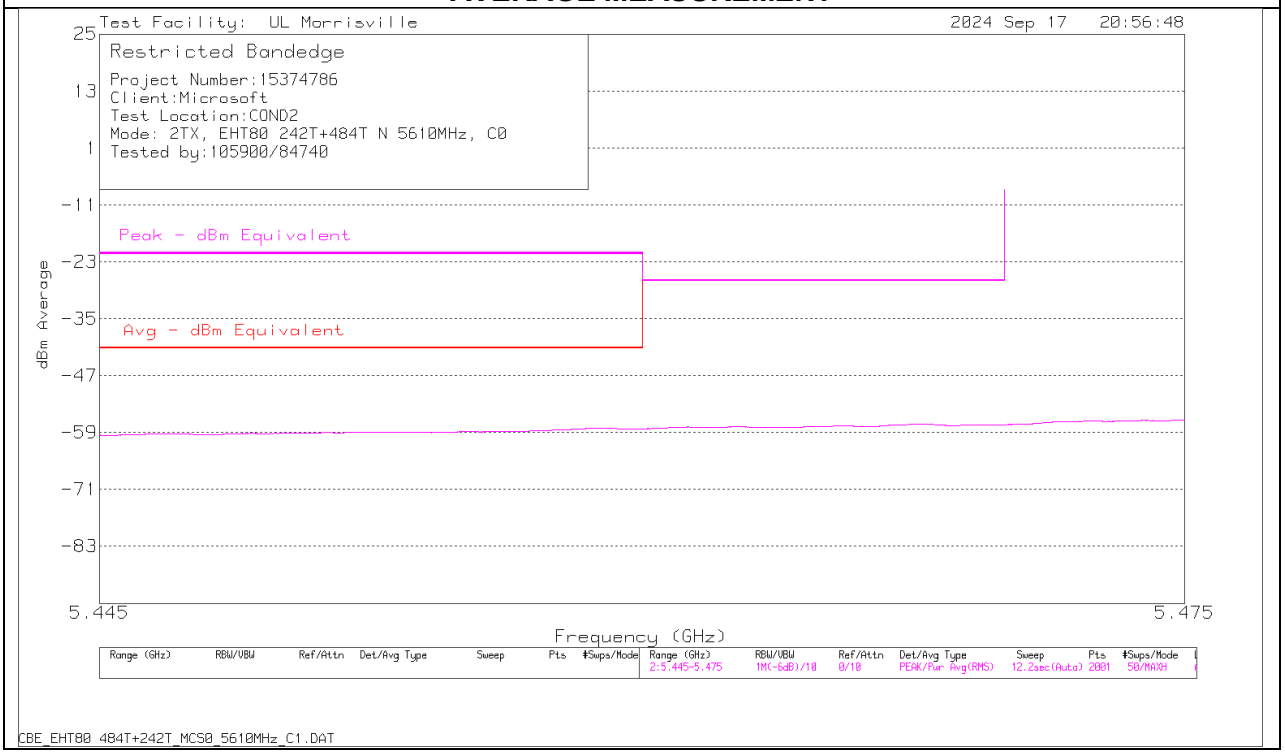

UL LLC
12 Laboratory Drive, Research Triangle Park, NC 27709; USA TEL:(919)549-1400
This report shall not be reproduced except in full, without the written approval of UL LLC

SUMMED BANDEDGE DATA (Pk) Fast Method

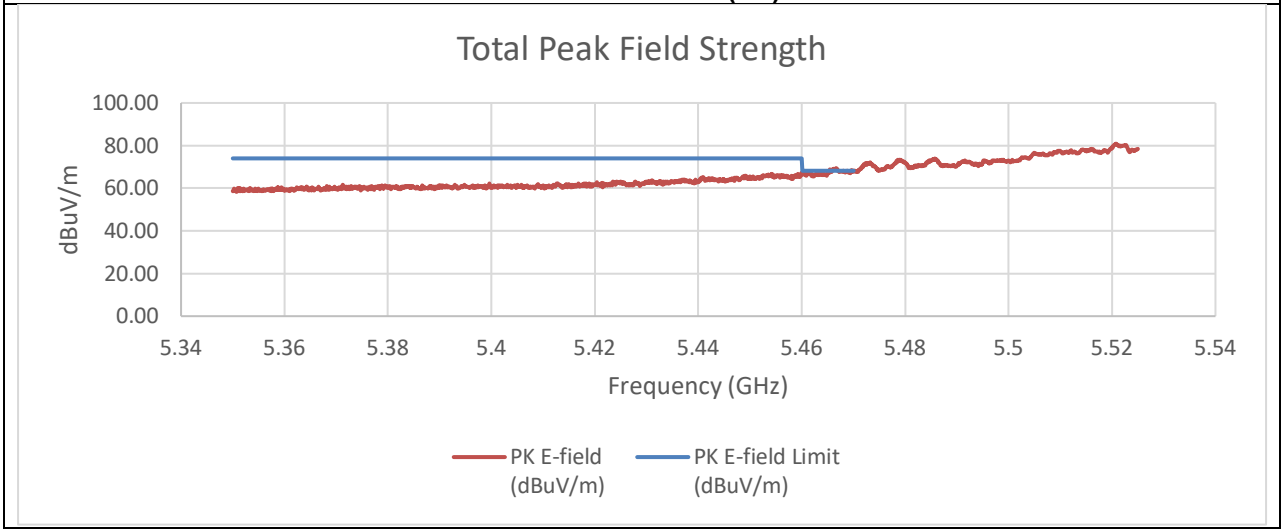

SUMMED BANDEDGE DATA (Av) Fast Method

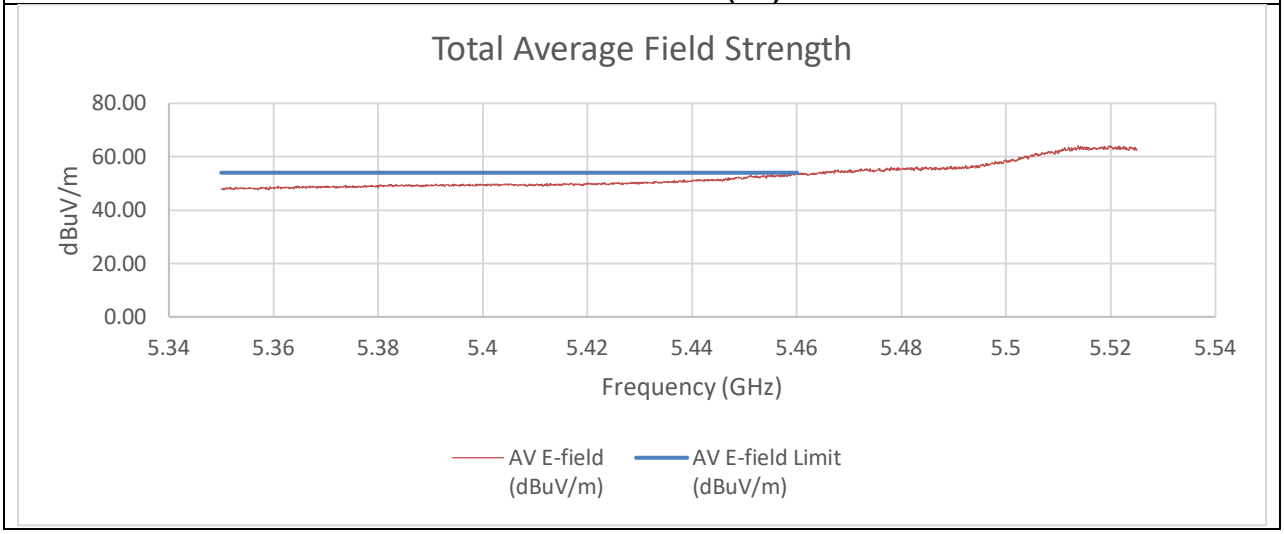

UL LLC
12 Laboratory Drive, Research Triangle Park, NC 27709; USA TEL:(919)549-1400

This report shall not be reproduced except in full, without the written approval of UL LLC

SUMMED BANDEDGE DATA (Pk) Slow Sweep

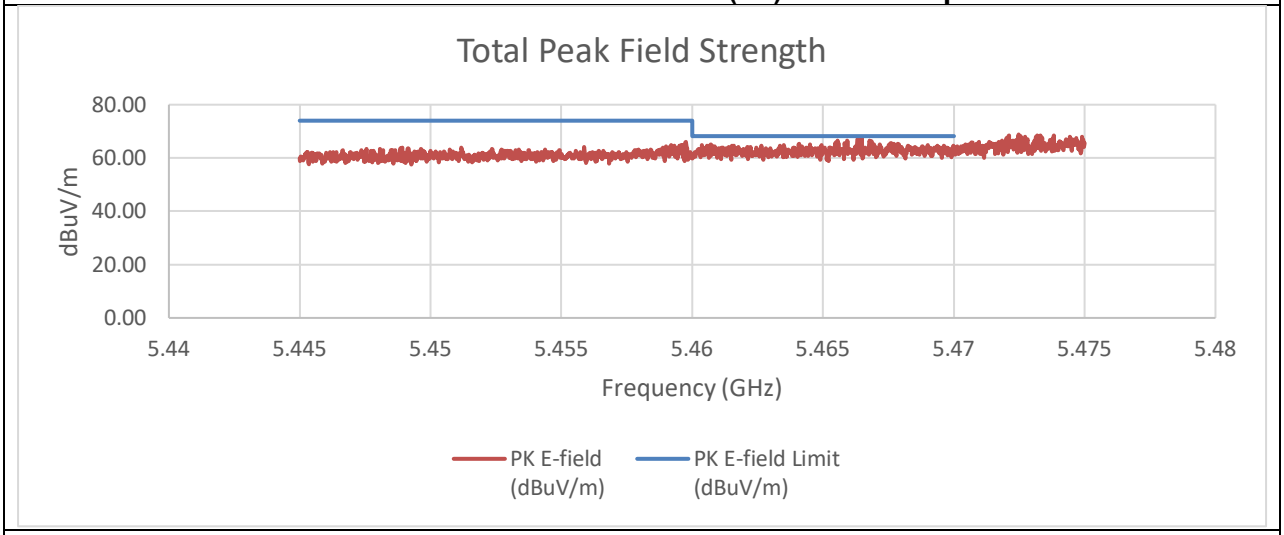

SUMMED BANDEDGE DATA (Av) Slow Sweep

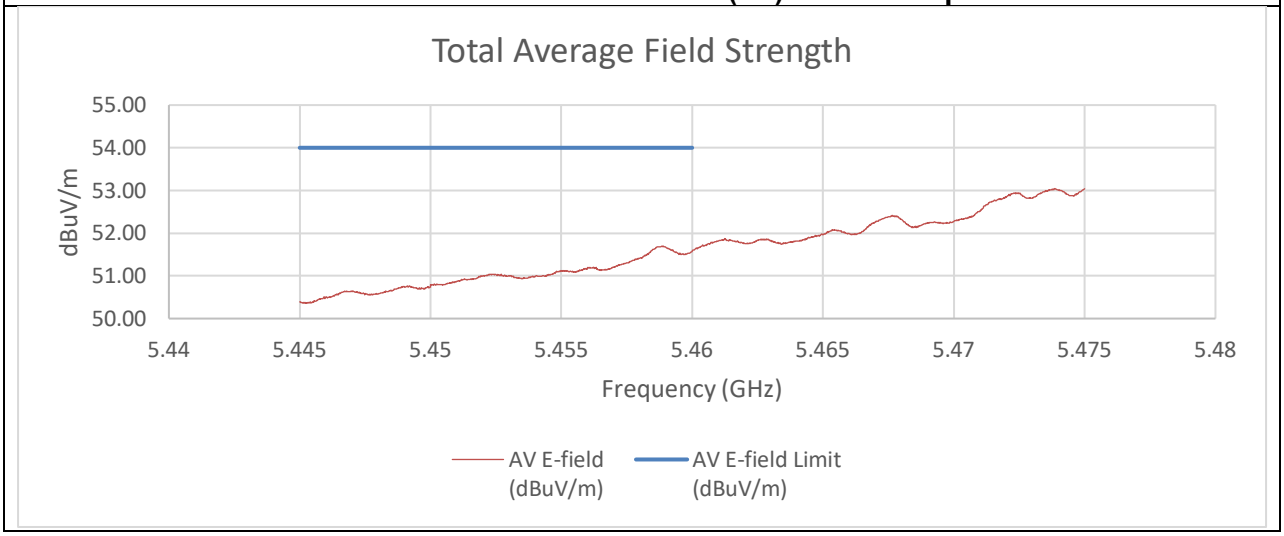

Summed Pk and Av Data at Restricted Band

Frequency (GHz)	PK Reading C1 (dBm)	PK Reading C2 (dBm)	PK EIRP (dBm)	PK E-field (dBuV/m)	PK E-field Limit (dBuV/m)	Margin (dB)
5.46	-48.11	-49.72	-34.16	61.10	74.00	-12.90
5.47	-43.58	-50.35	-31.08	64.18	68.20	-4.02
Frequency (GHz)	**AV Reading C1 (dBm)**	**AV Reading C2 (dBm)**	**AV EIRP (dBm)**	**AV E-field (dBuV/m)**	**AV E-field Limit (dBuV/m)**	**Margin (dB)**
5.46	-58.23	-58.49	-43.68	51.58	54.00	-2.42

An array gain of 11.67 dBi was used in the calculation of the summed data. Fast sweep was performed just to show that no other emissions existed outside of the frequencies observed by the slow sweep measurement.

UL LLC
12 Laboratory Drive, Research Triangle Park, NC 27709; USA TEL:(919)549-1400
This report shall not be reproduced except in full, without the written approval of UL LLC

2TX CHAIN 0 + CHAIN 1 MODE (High Gain) High BE 5610 MHz

PK MEASUREMENT

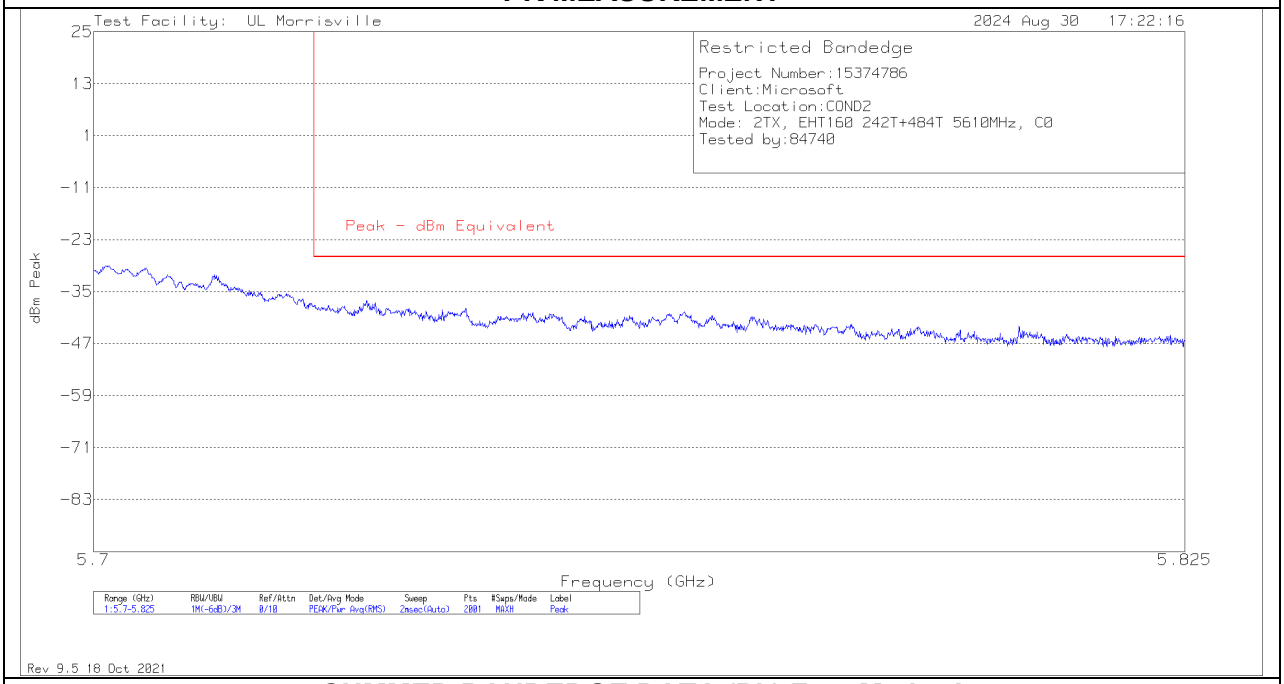

SUMMED BANDEDGE DATA (Pk) Fast Method

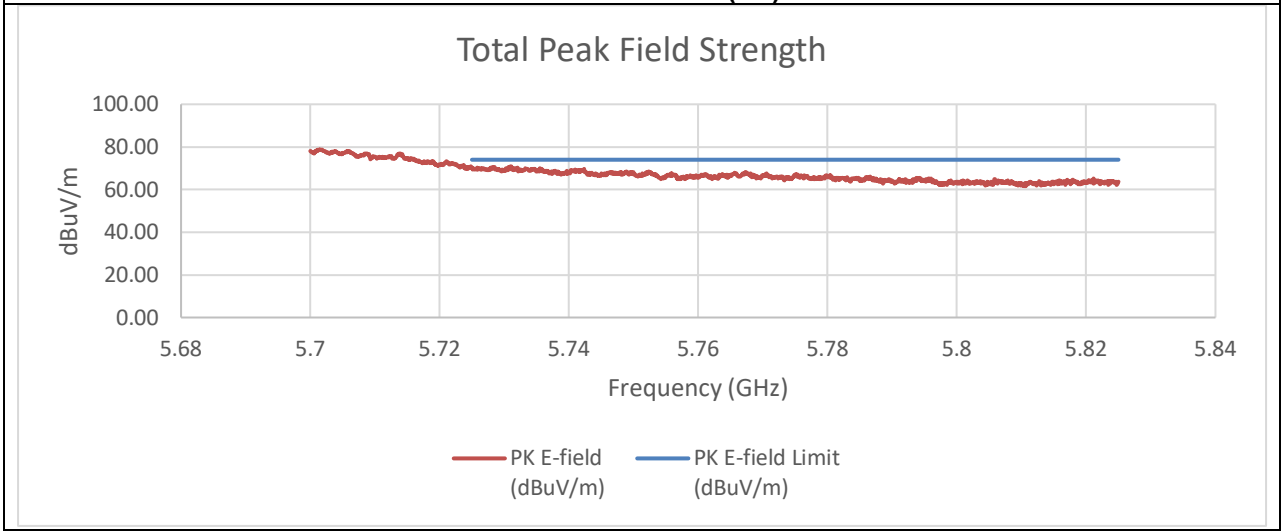

Summed Pk Data Restricted Band

Frequency (GHz)	PK Reading C1 (dBm)	PK Reading C2 (dBm)	PK EIRP (dBm)	PK E-field (dBuV/m)	PK E-field Limit (dBuV/m)	Margin (dB)
5.725	-38.48	-41.66	-25.10	70.15	74.00	-3.85

An array gain of 11.67 dBi was used in the calculation of the summed data.

UL LLC
12 Laboratory Drive, Research Triangle Park, NC 27709; USA TEL:(919)549-1400

This report shall not be reproduced except in full, without the written approval of UL LLC

TX ABOVE 1 GHz 802.11be EHT80 484T+242T (N) MODE IN THE 5.6 GHz BAND

2TX CHAIN 0 + CHAIN 1 MODE (Low Gain) Low BE 5530 MHz

SUMMED BANDEDGE DATA (Pk) Fast Method

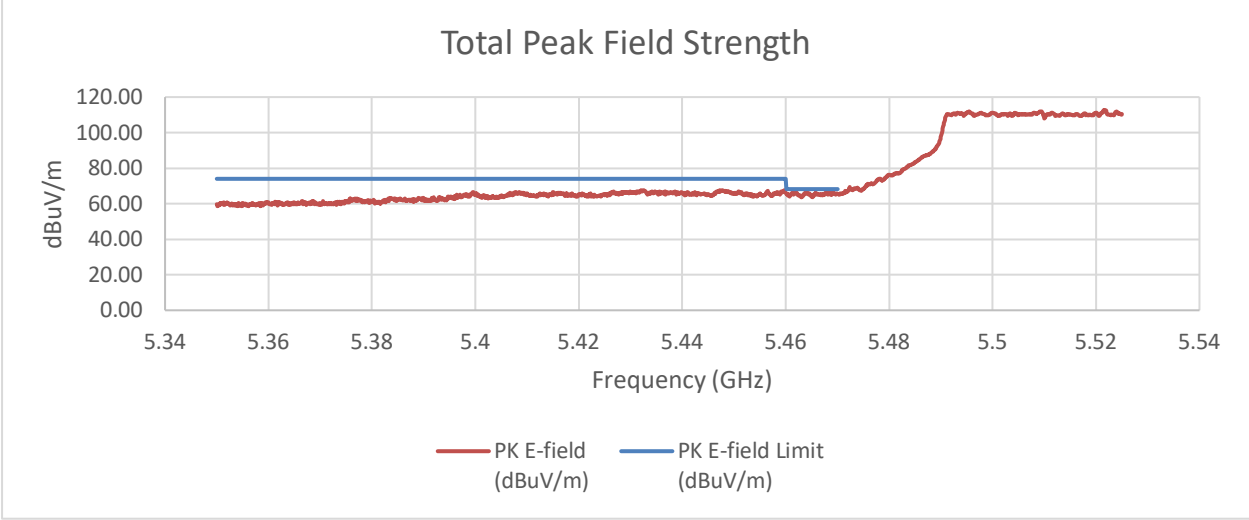

SUMMED BANDEDGE DATA (Av) Fast Method

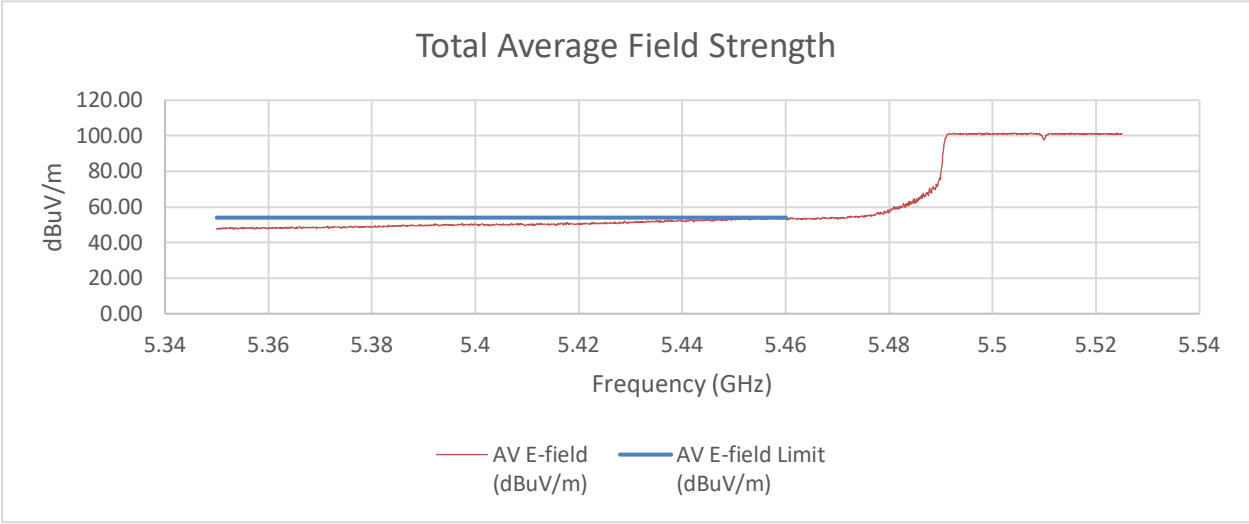

UL LLC
12 Laboratory Drive, Research Triangle Park, NC 27709; USA TEL:(919)549-1400
This report shall not be reproduced except in full, without the written approval of UL LLC

SUMMED BANDEDGE DATA (Pk) Slow Sweep

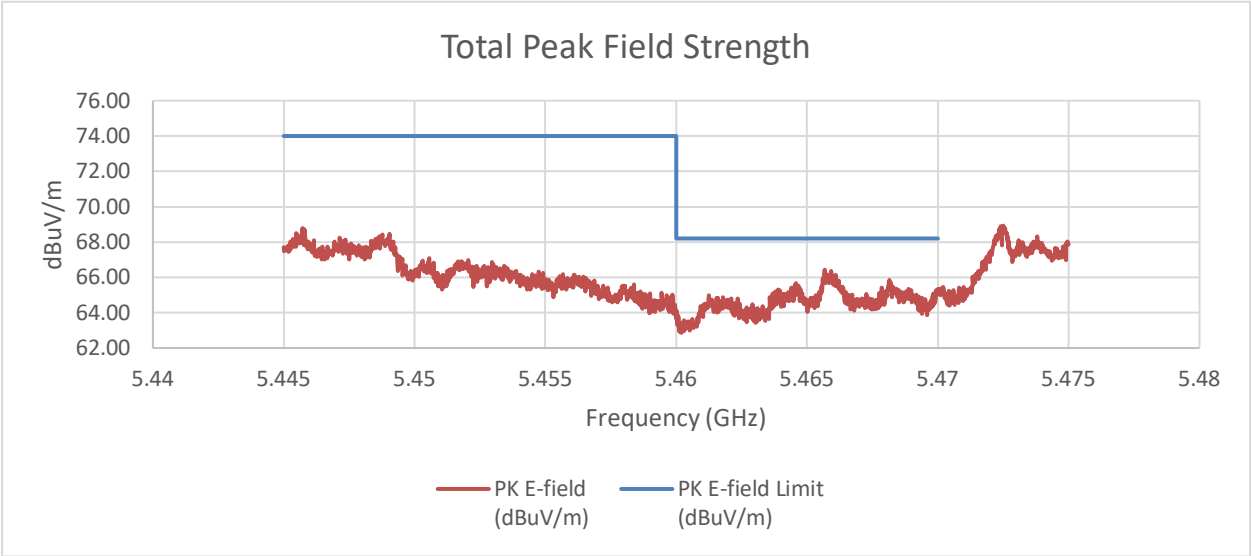

SUMMED BANDEDGE DATA (Av) Slow Sweep

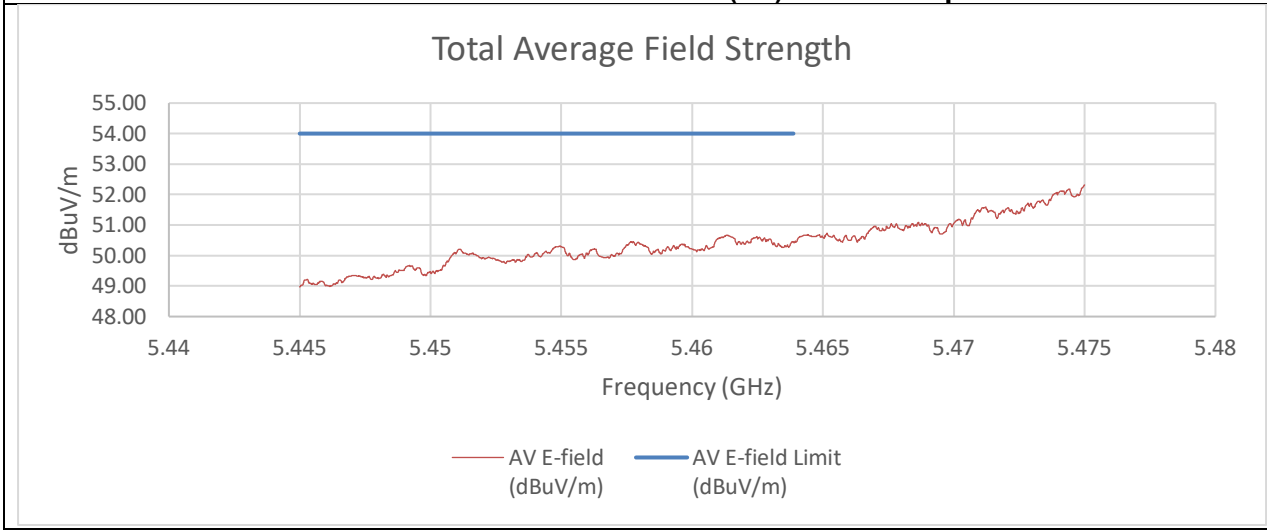

Summed Pk and Av Data at Restricted Band

Frequency (GHz)	PK Reading C1 (dBm)	PK Reading C2 (dBm)	PK EIRP (dBm)	PK E-field (dBuV/m)	PK E-field Limit (dBuV/m)	Margin (dB)
5.46	-42.07	-42.89	-31.24	64.02	74.00	-9.98
5.47	-39.71	-43.90	-30.10	65.16	68.2	-3.04
Frequency (GHz)	**AV Reading C1 (dBm)**	**AV Reading C2 (dBm)**	**AV EIRP (dBm)**	**AV E-field (dBuV/m)**	**AV E-field Limit (dBuV/m)**	**Margin (dB)**
5.46	-54.69	-58.79	-45.05	50.20	54.00	-3.80

An array gain of 8.21 dBi was used in the calculation of the summed data. Fast sweep was performed just to show that no other emissions existed outside of the frequencies observed by the slow sweep measurement.

UL LLC
12 Laboratory Drive, Research Triangle Park, NC 27709; USA TEL:(919)549-1400
This report shall not be reproduced except in full, without the written approval of UL LLC

2TX CHAIN 0 + CHAIN 1 MODE (Low Gain) Low BE 5610 MHz

SUMMED BANDEDGE DATA (Pk) Fast Method

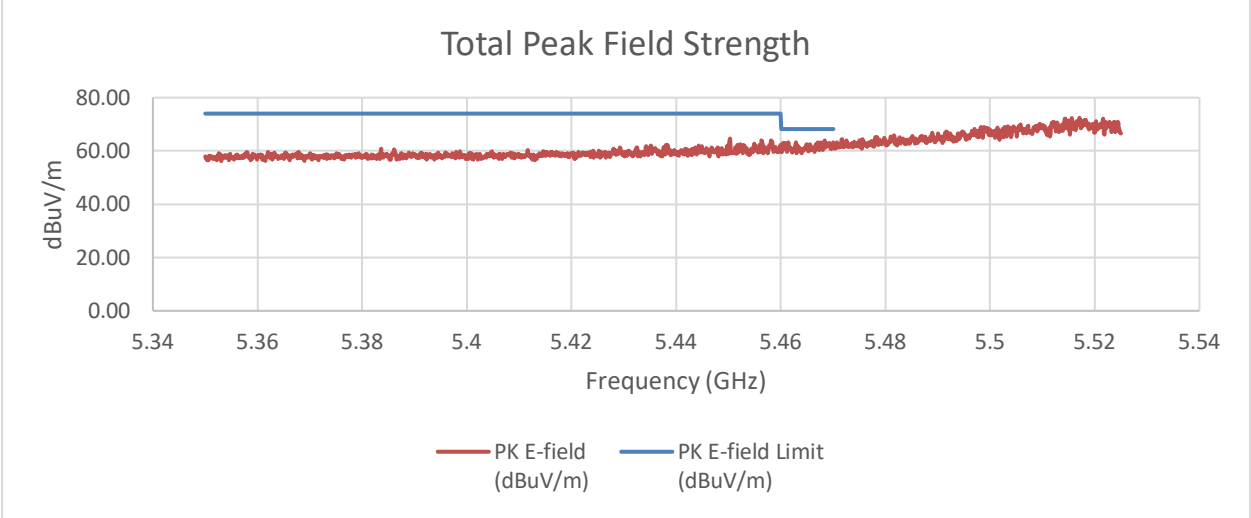

SUMMED BANDEDGE DATA (Av) Fast Method

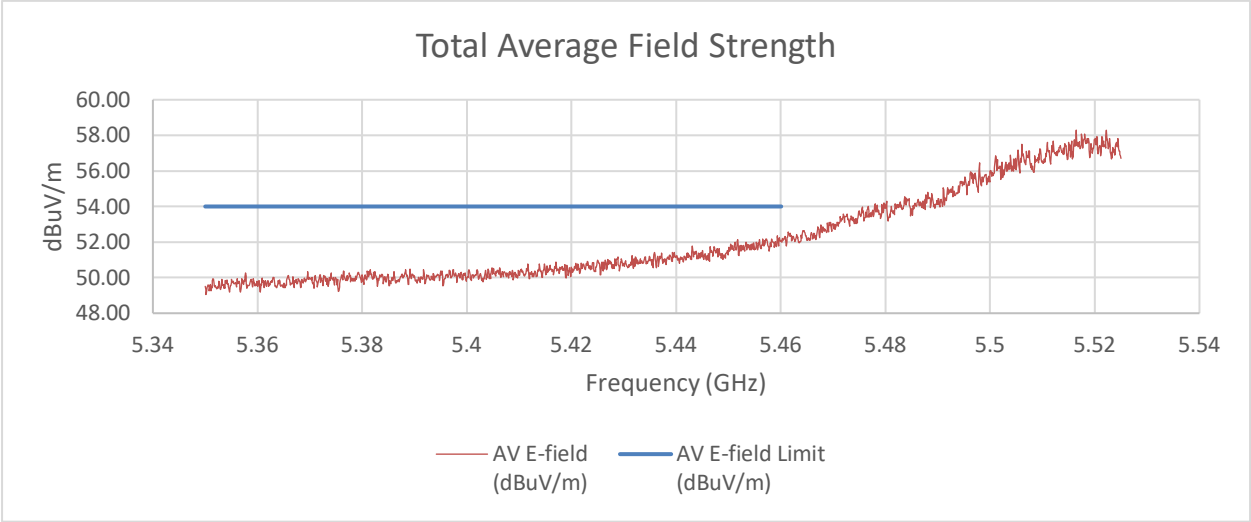

UL LLC
12 Laboratory Drive, Research Triangle Park, NC 27709; USA TEL:(919)549-1400
This report shall not be reproduced except in full, without the written approval of UL LLC

SUMMED BANDEDGE DATA (Pk) Slow Sweep

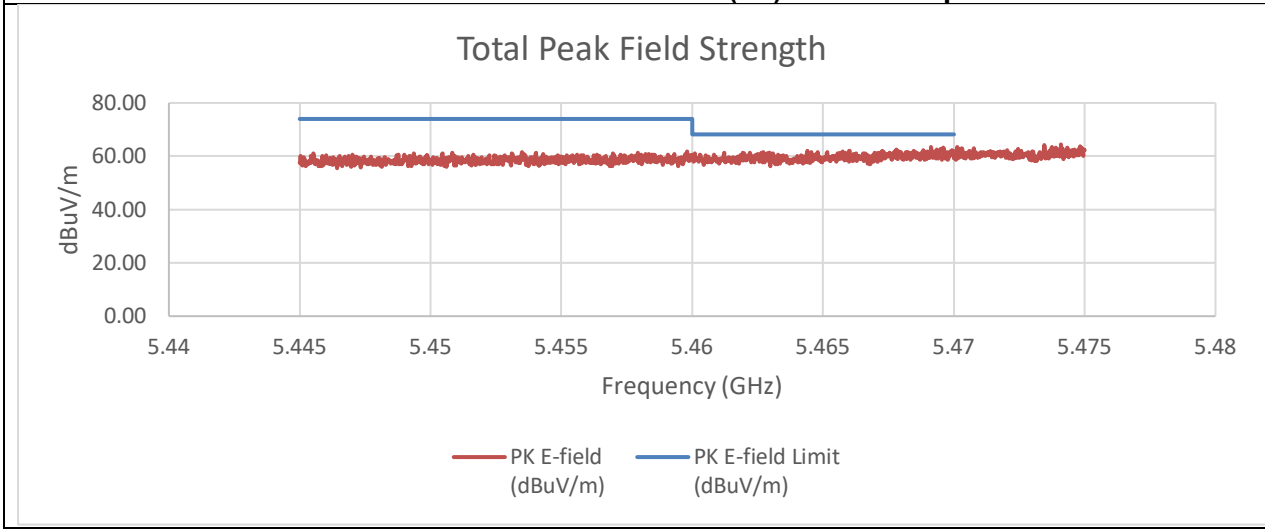

SUMMED BANDEDGE DATA (Av) Slow Sweep

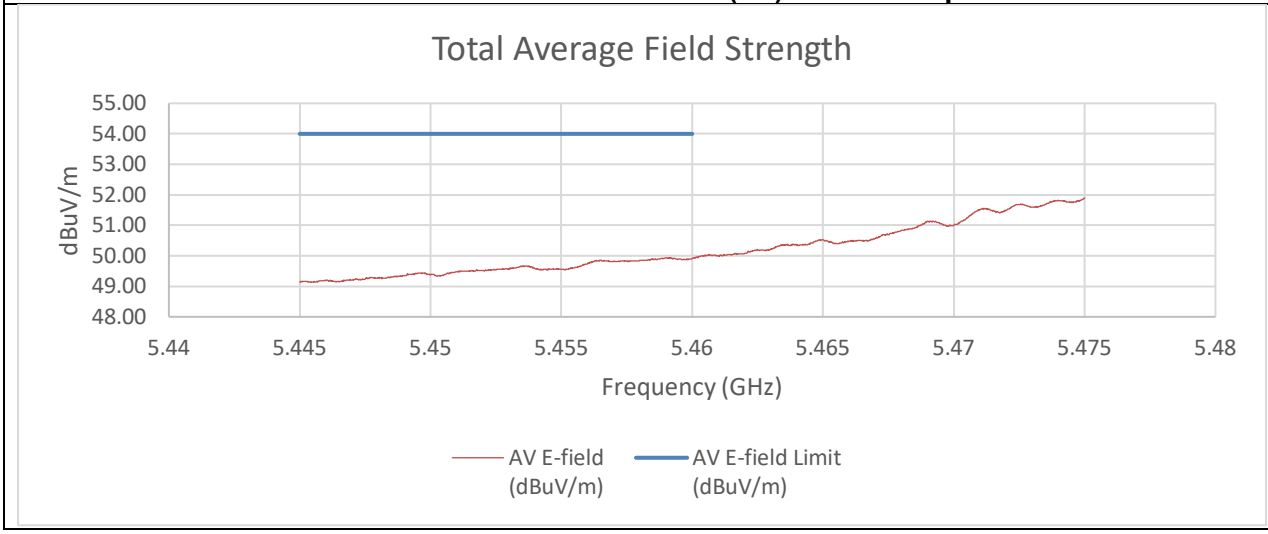

Summed Pk and Av Data at Restricted Band

Frequency (GHz)	PK Reading C1 (dBm)	PK Reading C2 (dBm)	PK EIRP (dBm)	PK E-field (dBuV/m)	PK E-field Limit (dBuV/m)	Margin (dB)
5.46	-46.20	-46.66	-35.20	60.05	74.00	-13.95
5.47	-47.43	-43.09	-33.52	61.74	68.20	-6.46
Frequency (GHz)	**AV Reading C1 (dBm)**	**AV Reading C2 (dBm)**	**AV EIRP (dBm)**	**AV E-field (dBuV/m)**	**AV E-field Limit (dBuV/m)**	**Margin (dB)**
5.46	-57.11	-56.08	-45.34	49.91	54.00	-4.09

An array gain of 8.21 dBi was used in the calculation of the summed data. Fast sweep was performed just to show that no other emissions existed outside of the frequencies observed by the slow sweep measurement.

UL LLC
12 Laboratory Drive, Research Triangle Park, NC 27709; USA TEL:(919)549-1400
This report shall not be reproduced except in full, without the written approval of UL LLC

2TX CHAIN 0 + CHAIN 1 MODE (Low Gain) High BE 5610 MHz

SUMMED BANDEDGE DATA (Pk) Fast Method

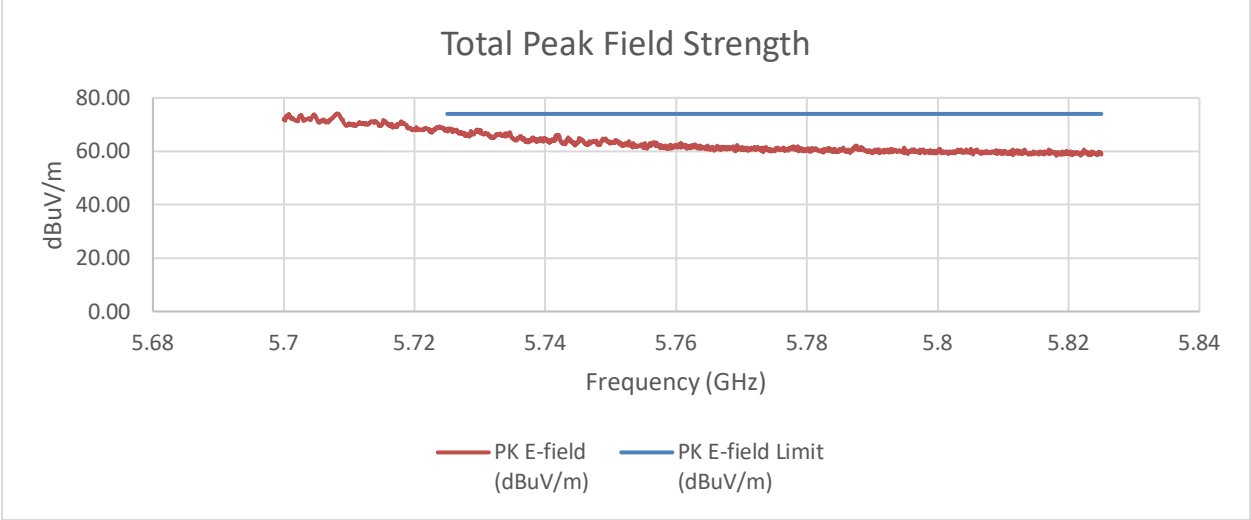

Summed Pk Data Restricted Band

Frequency (GHz)	PK Reading C1 (dBm)	PK Reading C2 (dBm)	PK EIRP (dBm)	PK E-field (dBuV/m)	PK E-field Limit (dBuV/m)	Margin (dB)
5.725	-39.61	-37.19	-27.01	68.24	74.00	-5.76

An array gain of 8.21 dBi was used in the calculation of the summed data.

UL LLC
12 Laboratory Drive, Research Triangle Park, NC 27709; USA TEL:(919)549-1400
This report shall not be reproduced except in full, without the written approval of UL LLC

2TX CHAIN 0 + CHAIN 1 MODE (Mid Gain) Low BE 5530 MHz

SUMMED BANDEDGE DATA (Pk) Fast Method

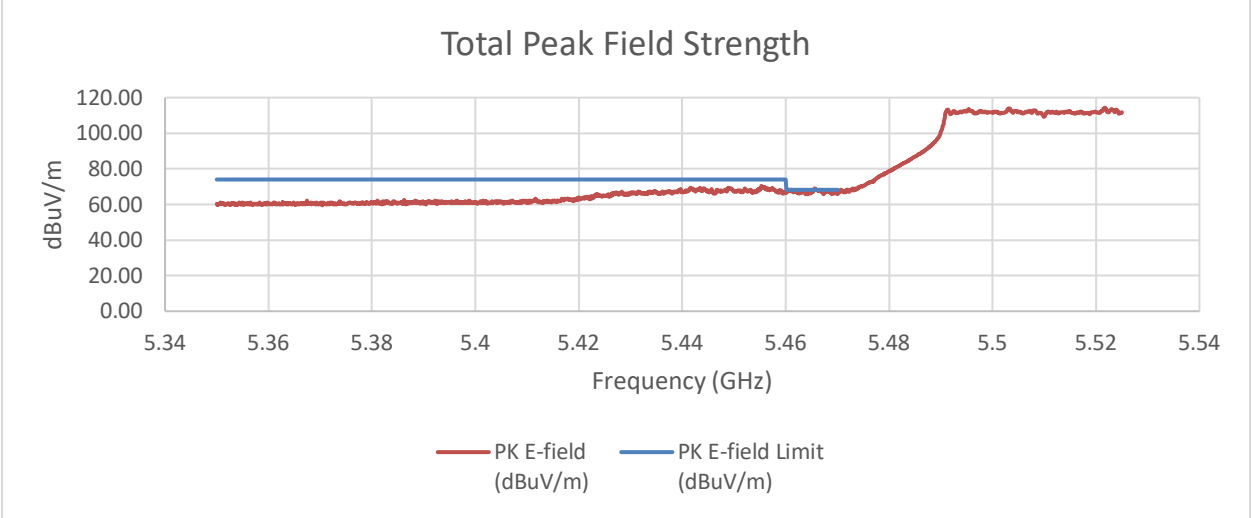

SUMMED BANDEDGE DATA (Av) Fast Method

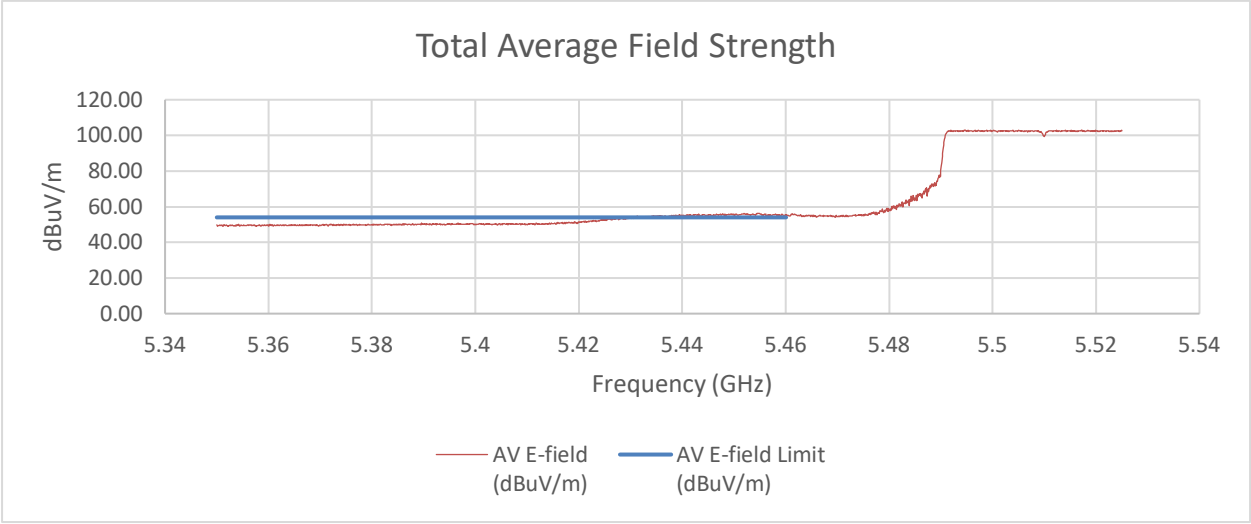

UL LLC
12 Laboratory Drive, Research Triangle Park, NC 27709; USA TEL:(919)549-1400
This report shall not be reproduced except in full, without the written approval of UL LLC

SUMMED BANDEDGE DATA (Pk) Slow Sweep

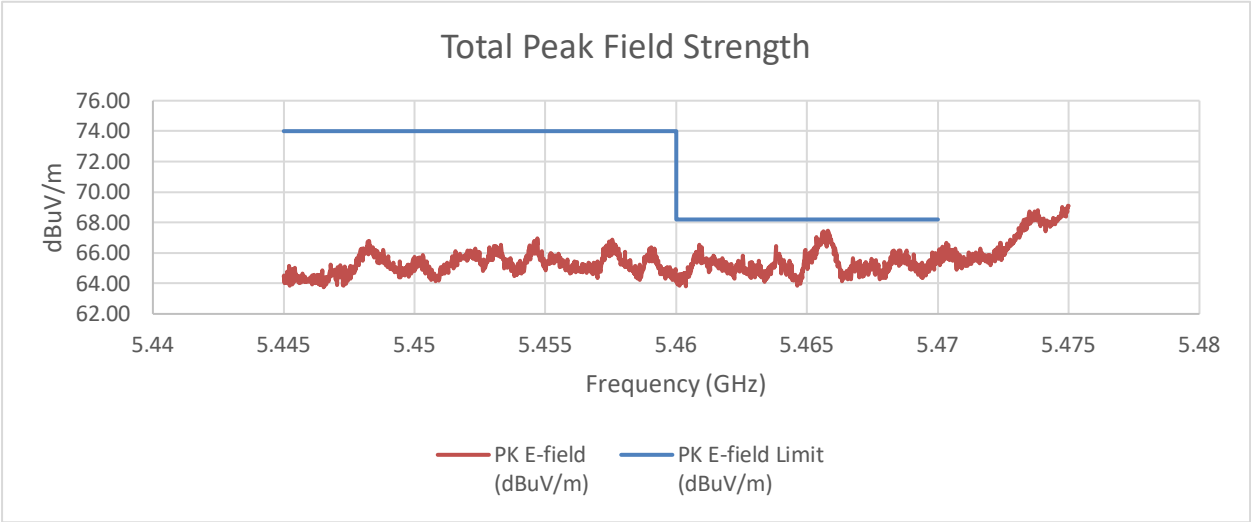

SUMMED BANDEDGE DATA (Av) Slow Sweep

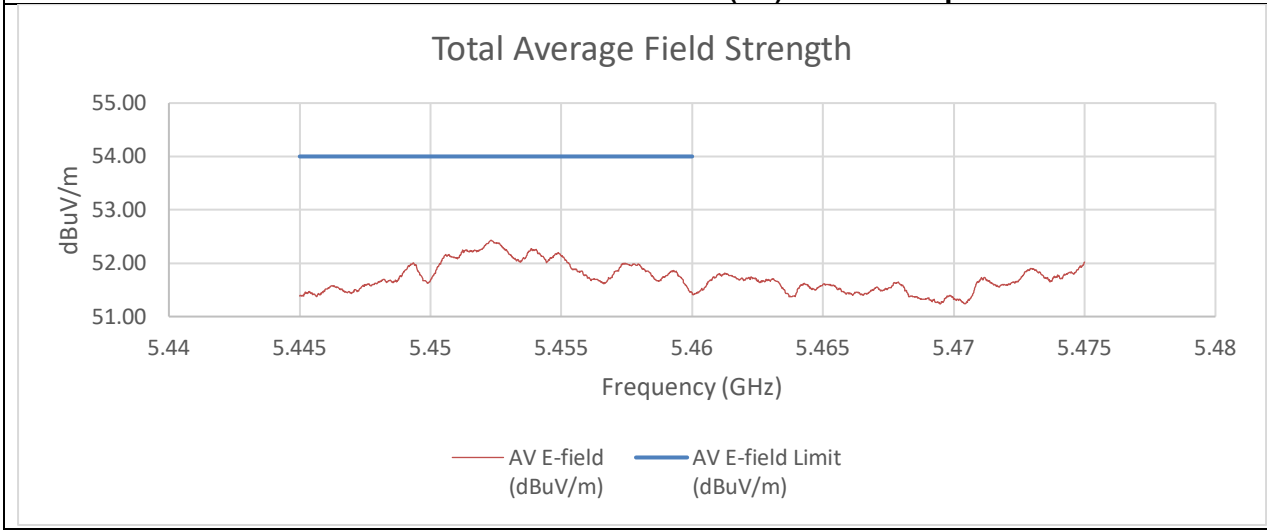

Summed Pk and Av Data at Restricted Band

Frequency (GHz)	PK Reading C1 (dBm)	PK Reading C2 (dBm)	PK EIRP (dBm)	PK E-field (dBuV/m)	PK E-field Limit (dBuV/m)	Margin (dB)
5.46	-42.87	-46.90	-31.11	64.14	74.00	-9.86
5.47	-41.37	-44.99	-29.49	65.76	68.20	-2.44
Frequency (GHz)	**AV Reading C1 (dBm)**	**AV Reading C2 (dBm)**	**AV EIRP (dBm)**	**AV E-field (dBuV/m)**	**AV E-field Limit (dBuV/m)**	**Margin (dB)**
5.46	-55.53	-59.71	-43.82	51.44	54.00	-2.56

An array gain of 10.31 dBi was used in the calculation of the summed data. Fast sweep was performed just to show that no other emissions existed outside of the frequencies observed by the slow sweep measurement.

UL LLC
12 Laboratory Drive, Research Triangle Park, NC 27709; USA TEL:(919)549-1400
This report shall not be reproduced except in full, without the written approval of UL LLC

2TX CHAIN 0 + CHAIN 1 MODE (Mid Gain) Low BE 5610 MHz

SUMMED BANDEDGE DATA (Pk) Fast Method

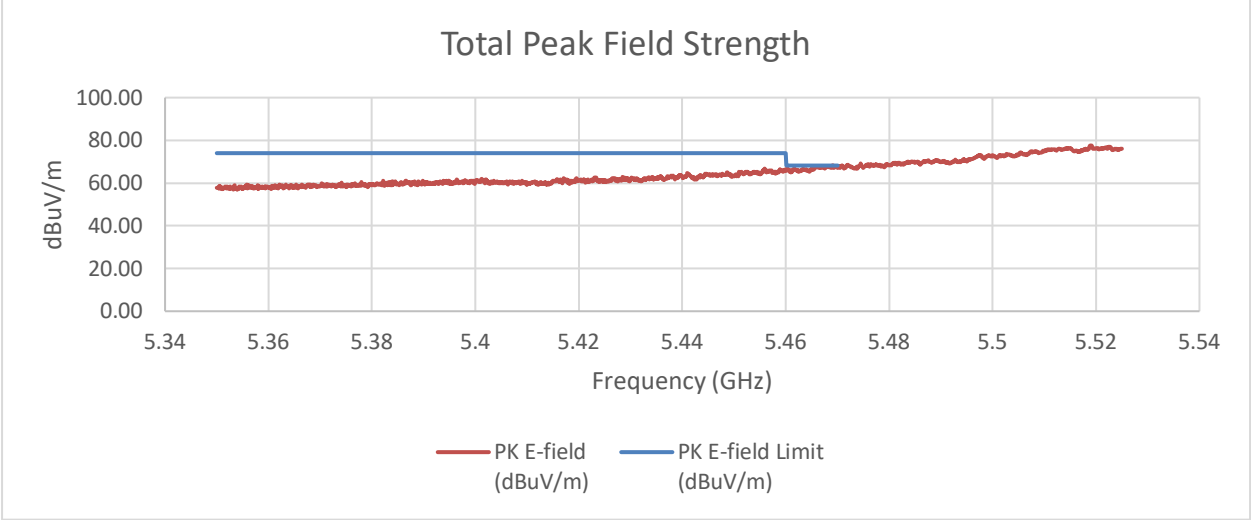

SUMMED BANDEDGE DATA (Av) Fast Method

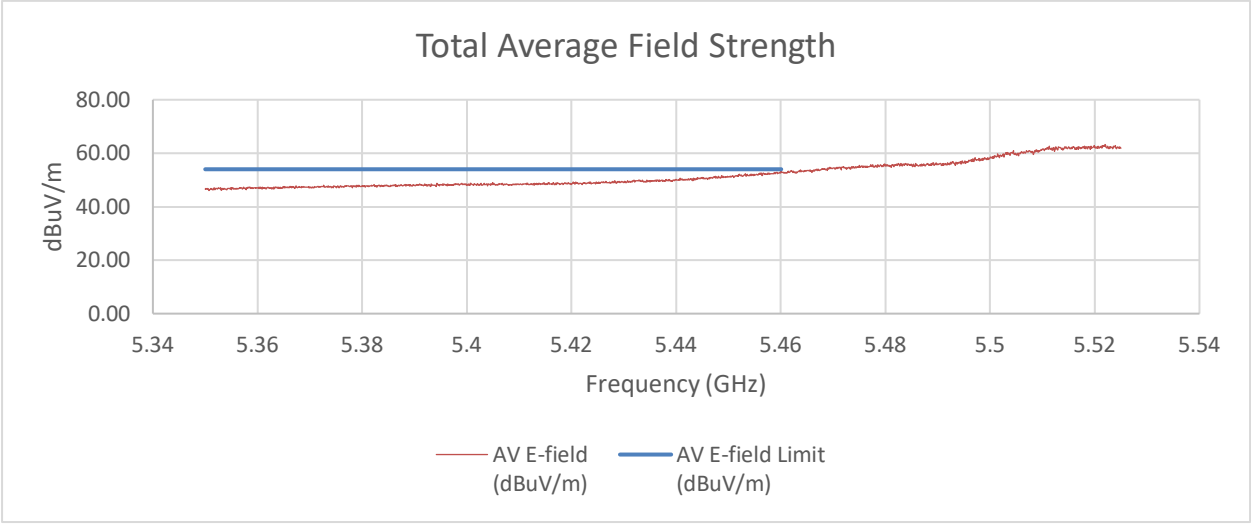

UL LLC
12 Laboratory Drive, Research Triangle Park, NC 27709; USA TEL:(919)549-1400
This report shall not be reproduced except in full, without the written approval of UL LLC

SUMMED BANDEDGE DATA (Pk) Slow Sweep

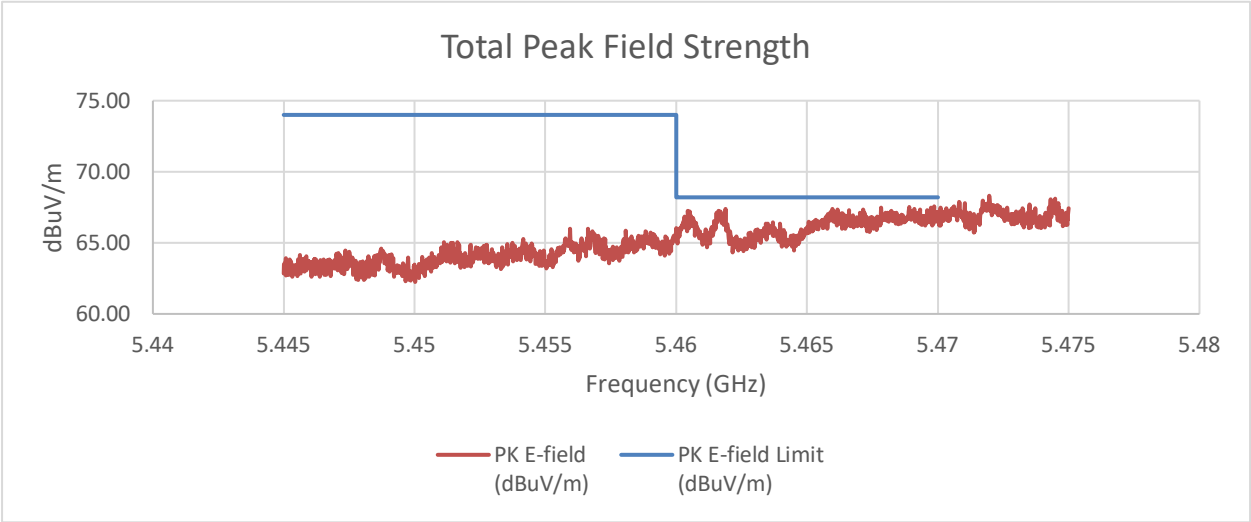

SUMMED BANDEDGE DATA (Av) Slow Sweep

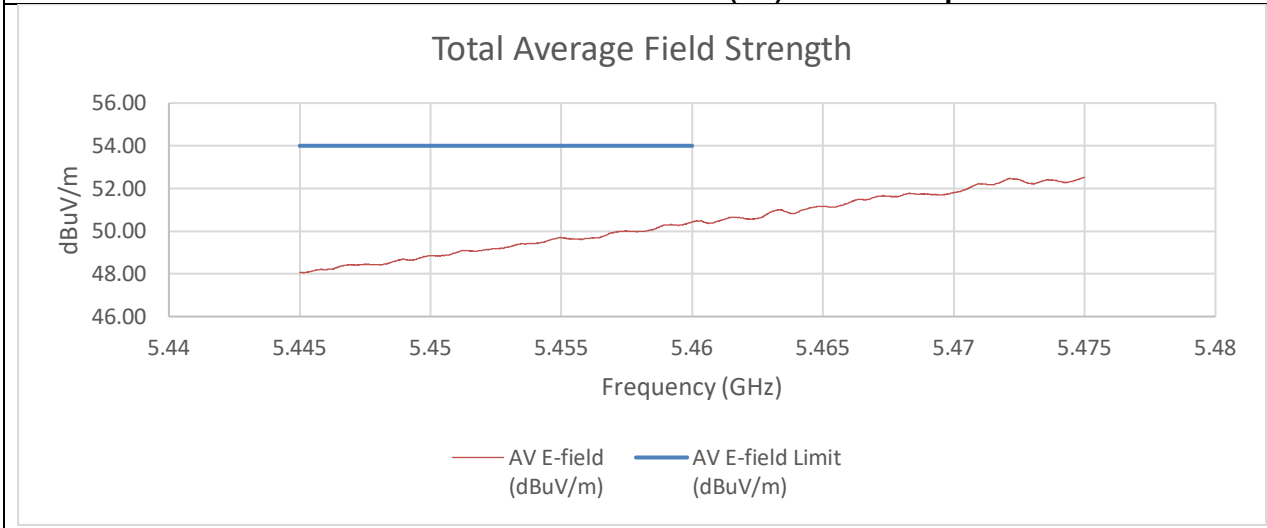

Summed Pk and Av Data at Restricted Band

Frequency (GHz)	PK Reading C1 (dBm)	PK Reading C2 (dBm)	PK EIRP (dBm)	PK E-field (dBuV/m)	PK E-field Limit (dBuV/m)	Margin (dB)
5.46	-41.76	-43.54	-29.24	66.02	74.00	-7.98
5.47	-39.59	-44.68	-28.11	67.15	68.20	-1.05
Frequency (GHz)	**AV Reading C1 (dBm)**	**AV Reading C2 (dBm)**	**AV EIRP (dBm)**	**AV E-field (dBuV/m)**	**AV E-field Limit (dBuV/m)**	**Margin (dB)**
5.46	-57.24	-59.48	-44.83	50.43	54.00	-3.57

An array gain of 10.31 dBi was used in the calculation of the summed data. Fast sweep was performed just to show that no other emissions existed outside of the frequencies observed by the slow sweep measurement.

UL LLC
12 Laboratory Drive, Research Triangle Park, NC 27709; USA TEL:(919)549-1400
This report shall not be reproduced except in full, without the written approval of UL LLC

2TX CHAIN 0 + CHAIN 1 MODE (Mid Gain) High BE 5610 MHz

SUMMED BANDEDGE DATA (Pk) Fast Method

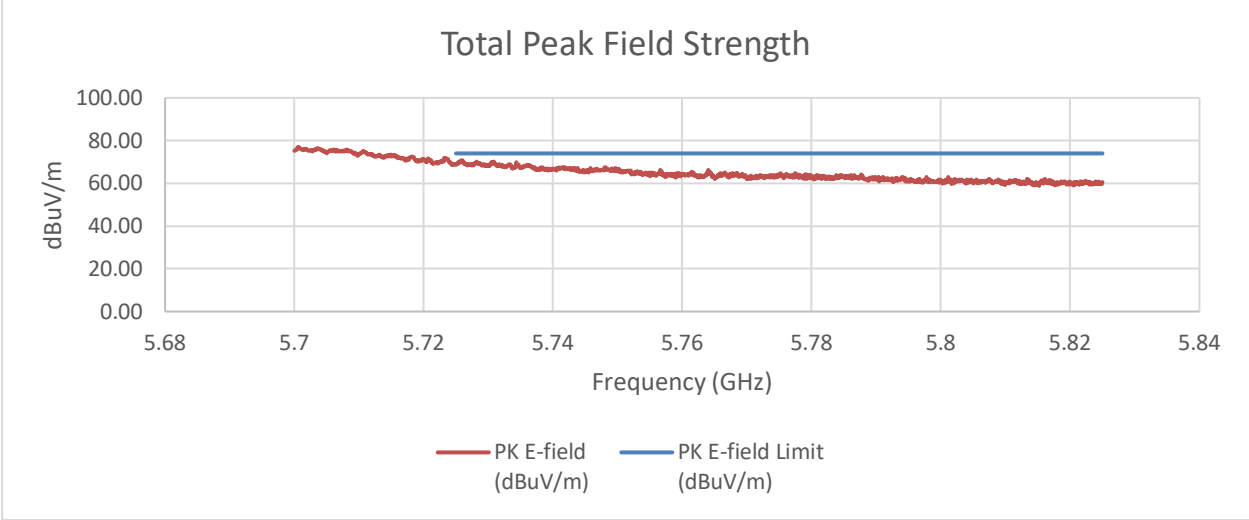

Summed Pk Data Restricted Band

Frequency (GHz)	PK Reading C1 (dBm)	PK Reading C2 (dBm)	PK EIRP (dBm)	PK E-field (dBuV/m)	PK E-field Limit (dBuV/m)	Margin (dB)
5.725	-38.72	-41.30	-26.50	68.76	74.00	-5.24

An array gain of 10.31 dBi was used in the calculation of the summed data.

UL LLC
12 Laboratory Drive, Research Triangle Park, NC 27709; USA TEL:(919)549-1400
This report shall not be reproduced except in full, without the written approval of UL LLC

TX CHAIN 0 + CHAIN 1 MODE (High Gain) Low BE 5530 MHz

PK MEASUREMENT

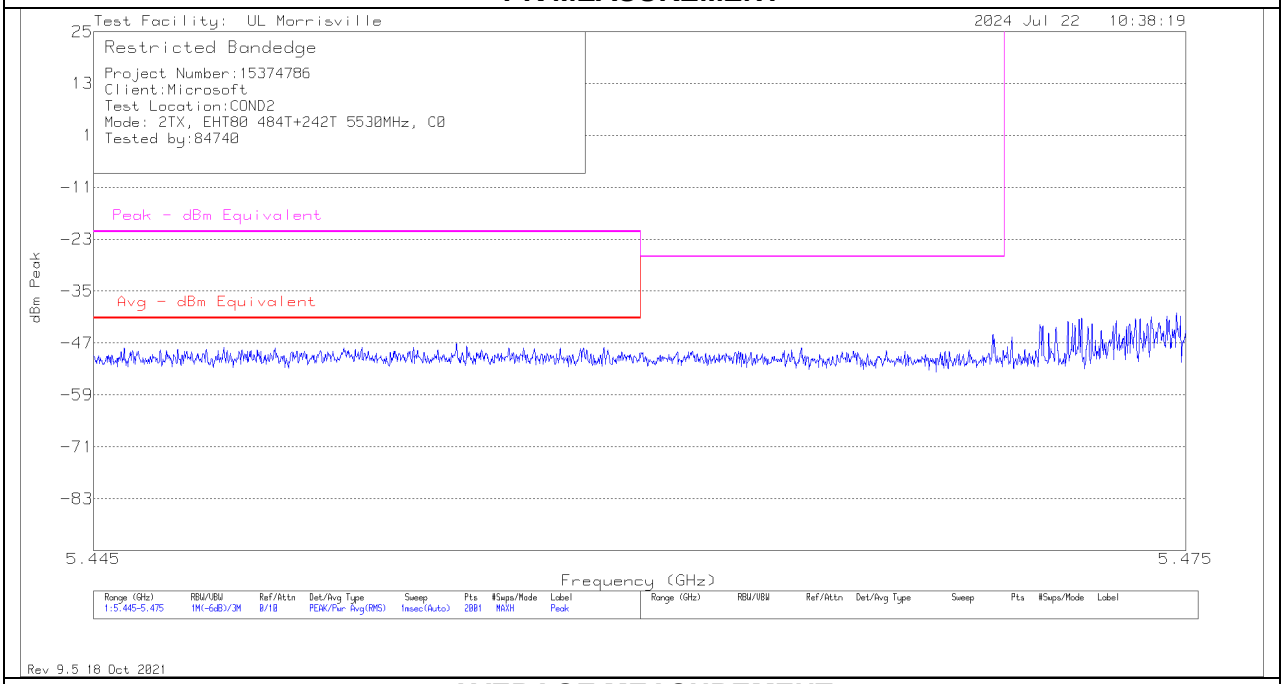

AVERAGE MEASUREMENT

UL LLC
12 Laboratory Drive, Research Triangle Park, NC 27709; USA TEL:(919)549-1400

This report shall not be reproduced except in full, without the written approval of UL LLC

SUMMED BANDEDGE DATA (Pk) Fast Method

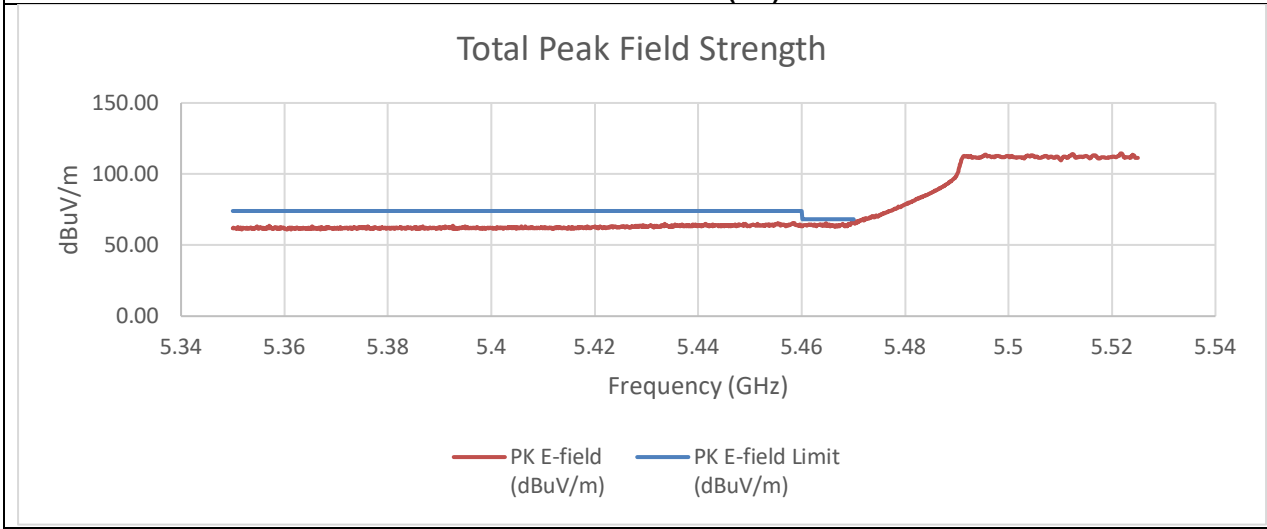

SUMMED BANDEDGE DATA (Av) Fast Method

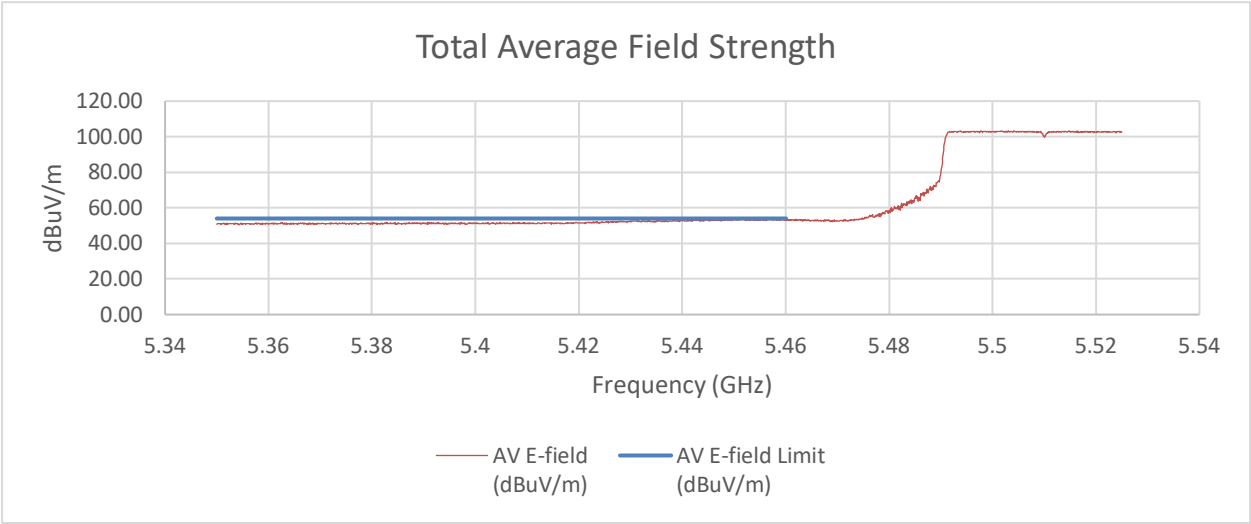

UL LLC
12 Laboratory Drive, Research Triangle Park, NC 27709; USA TEL:(919)549-1400

This report shall not be reproduced except in full, without the written approval of UL LLC

SUMMED BANDEDGE DATA (Pk) Slow Sweep

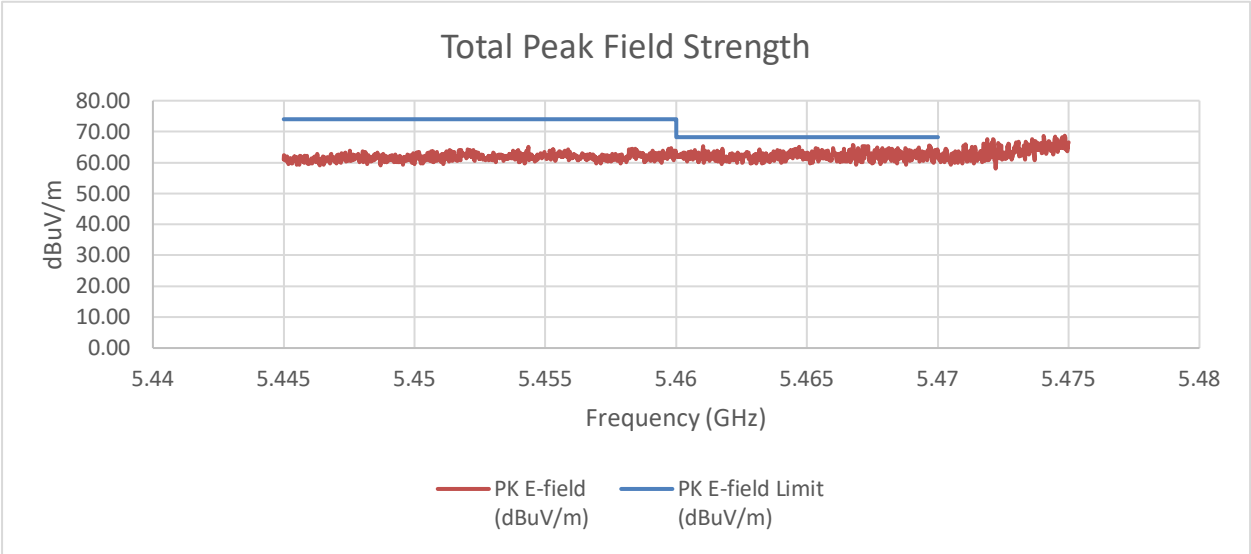

SUMMED BANDEDGE DATA (Av) Slow Sweep

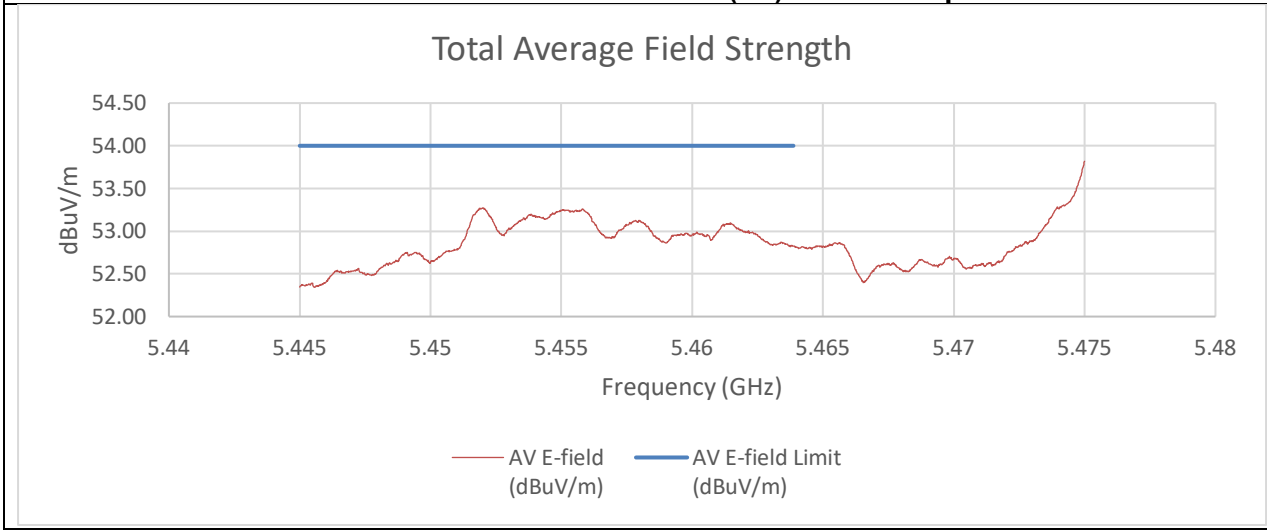

Summed Pk and Av Data at Restricted Band

Frequency (GHz)	PK Reading C1 (dBm)	PK Reading C2 (dBm)	PK EIRP (dBm)	PK E-field (dBuV/m)	PK E-field Limit (dBuV/m)	Margin (dB)
5.46	-50.35	-45.45	-32.56	62.70	74.00	-11.30
5.47	-50.95	-43.32	-30.96	64.30	68.2	-3.9
Frequency (GHz)	**AV Reading C1 (dBm)**	**AV Reading C2 (dBm)**	**AV EIRP (dBm)**	**AV E-field (dBuV/m)**	**AV E-field Limit (dBuV/m)**	**Margin (dB)**
5.46	-57.98	-56.16	-42.30	52.96	54.00	-1.04

An array gain of 11.67 dBi was used in the calculation of the summed data. Fast sweep was performed just to show that no other emissions existed outside of the frequencies observed by the slow sweep measurement.

This report shall not be reproduced except in full, without the written approval of UL LLC

TX CHAIN 0 + CHAIN 1 MODE (High Gain) Low BE 5610 MHz

PK MEASUREMENT

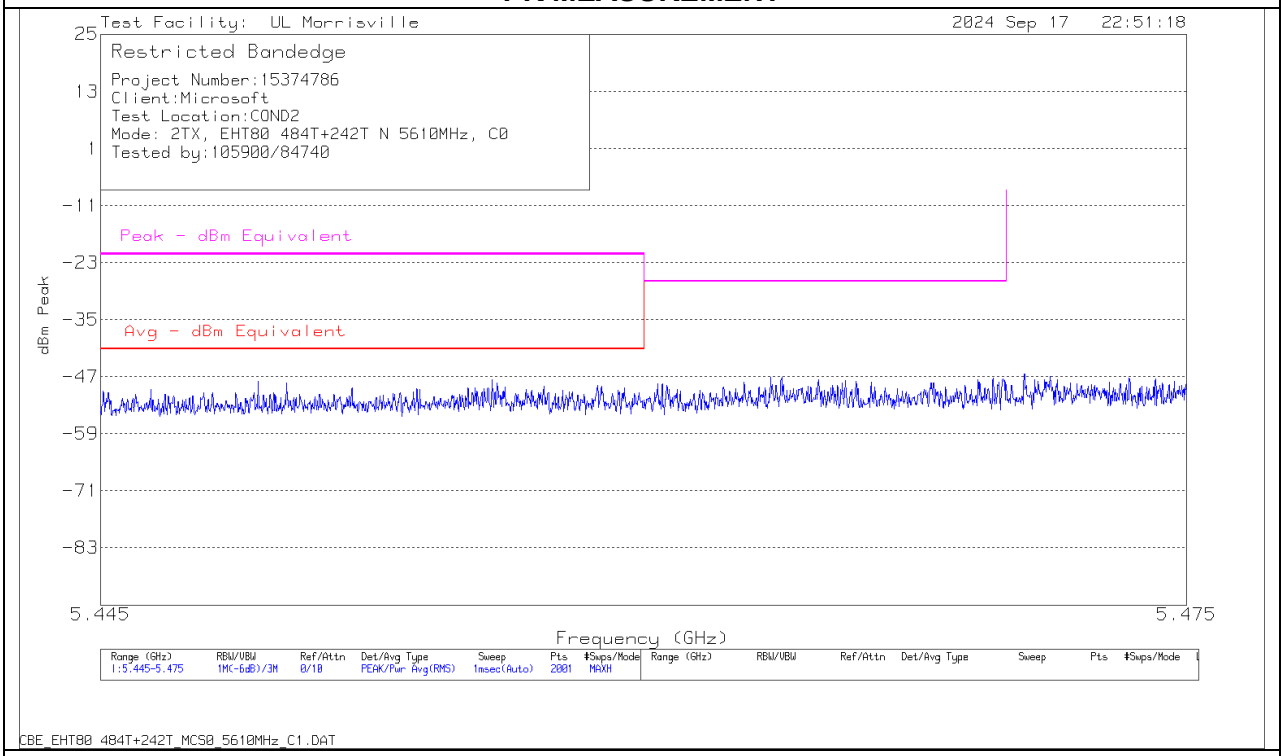

AVERAGE MEASUREMENT

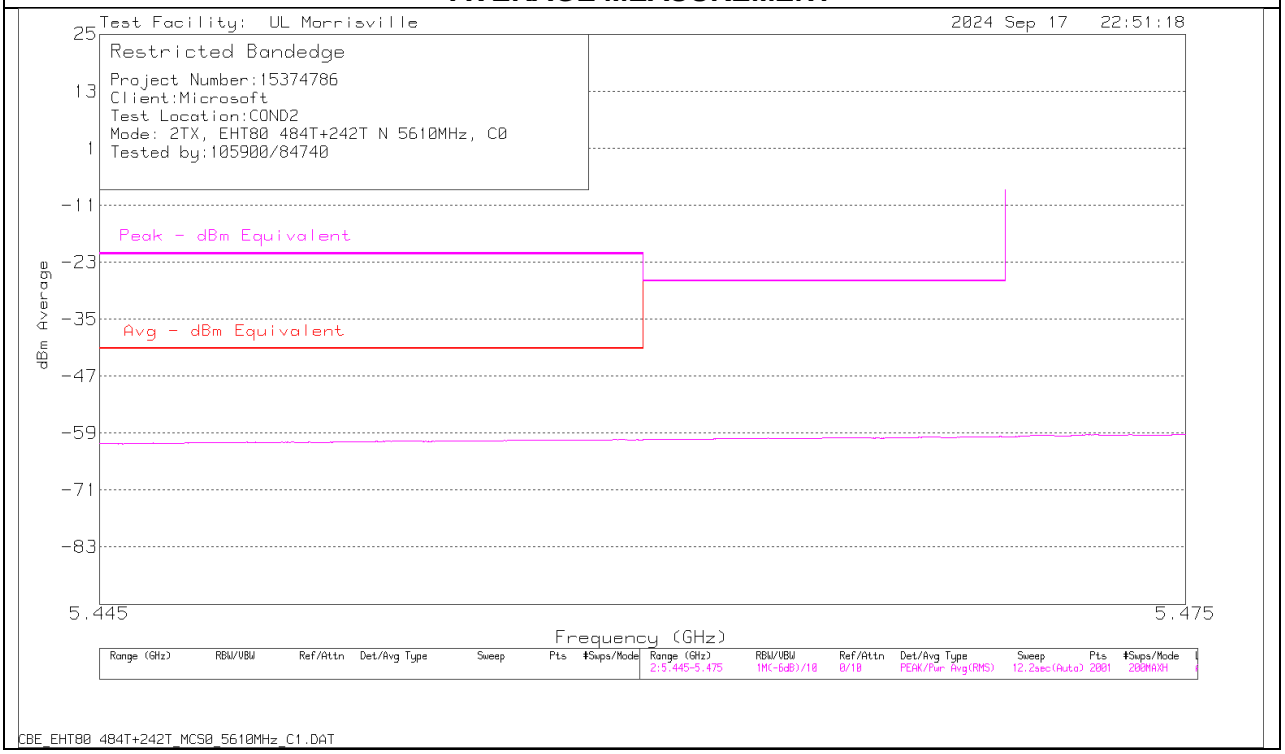

UL LLC
12 Laboratory Drive, Research Triangle Park, NC 27709; USA TEL:(919)549-1400
This report shall not be reproduced except in full, without the written approval of UL LLC

SUMMED BANDEDGE DATA (Pk) Fast Method

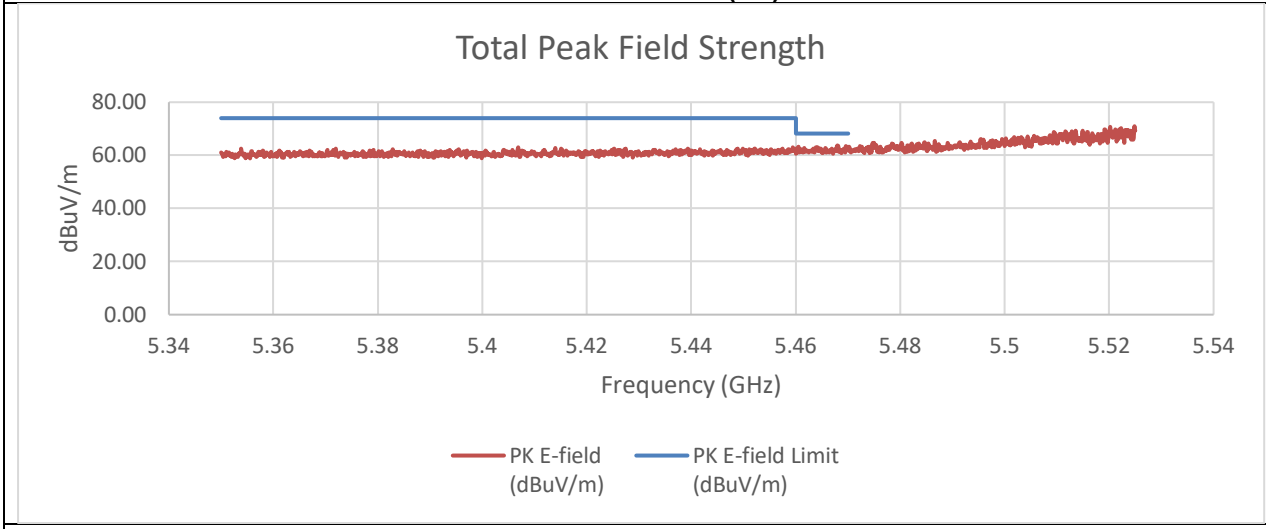

SUMMED BANDEDGE DATA (Av) Fast Method

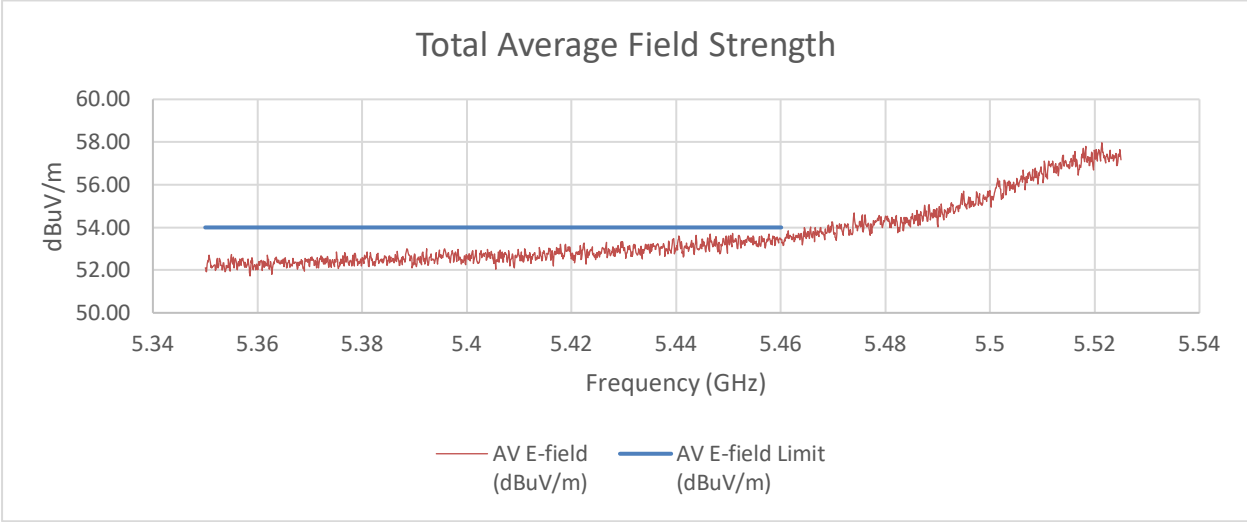

UL LLC
12 Laboratory Drive, Research Triangle Park, NC 27709; USA TEL:(919)549-1400

This report shall not be reproduced except in full, without the written approval of UL LLC

SUMMED BANDEDGE DATA (Pk) Slow Sweep

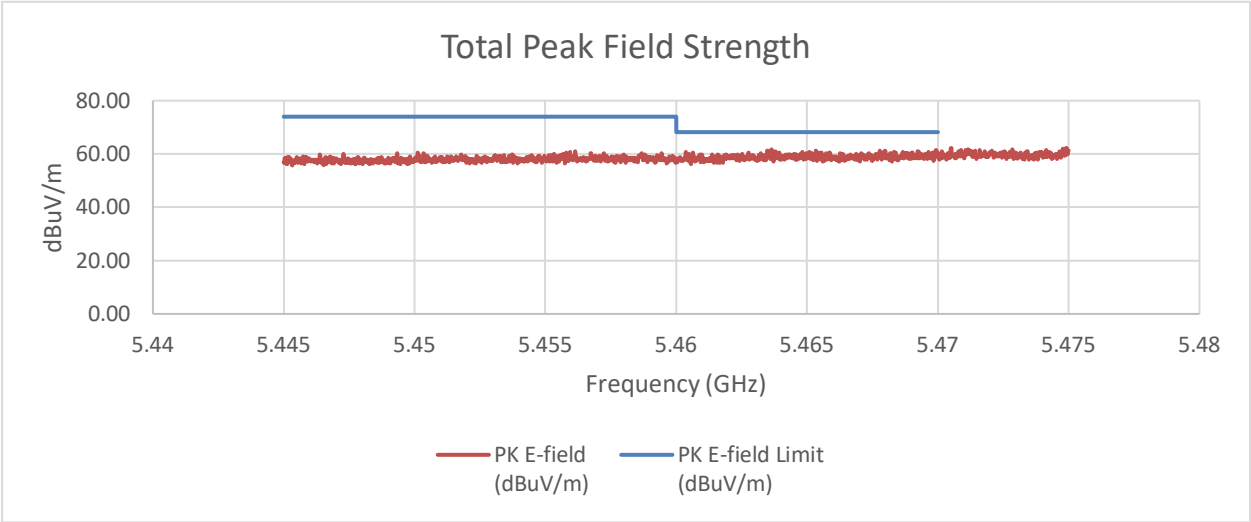

SUMMED BANDEDGE DATA (Av) Slow Sweep

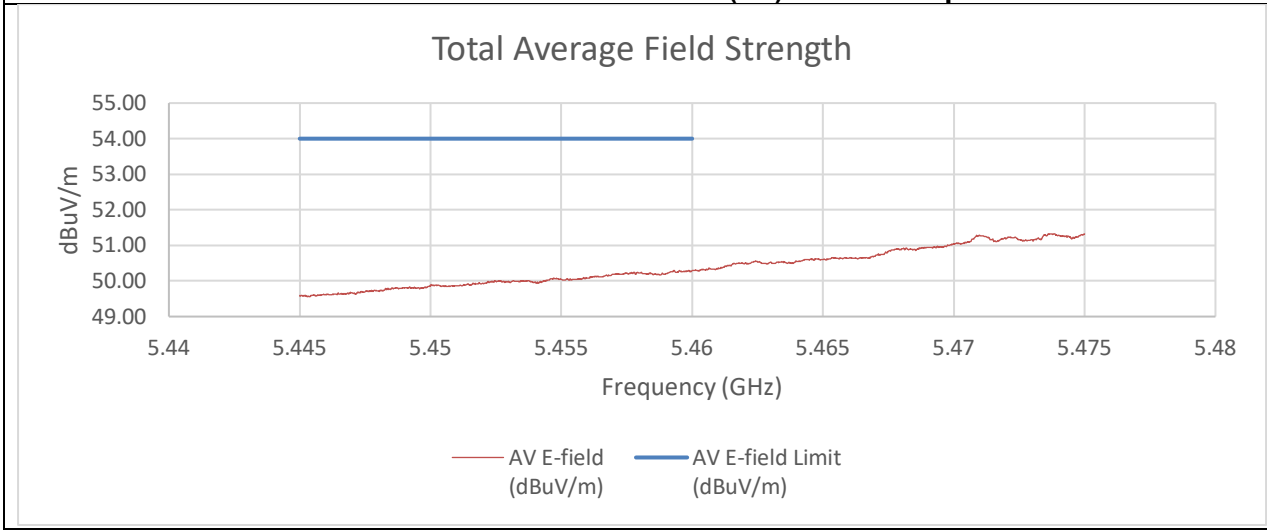

Summed Pk and Av Data at Restricted Band

Frequency (GHz)	PK Reading C1 (dBm)	PK Reading C2 (dBm)	PK EIRP (dBm)	PK E-field (dBuV/m)	PK E-field Limit (dBuV/m)	Margin (dB)
5.46	-51.85	-51.43	-36.95	58.30	74.00	-15.70
5.47	-48.22	-51.43	-34.85	60.40	68.20	-7.80
Frequency (GHz)	**AV Reading C1 (dBm)**	**AV Reading C2 (dBm)**	**AV EIRP (dBm)**	**AV E-field (dBuV/m)**	**AV E-field Limit (dBuV/m)**	**Margin (dB)**
5.46	-60.39	-59.00	-44.96	50.30	54.00	-3.70

An array gain of 11.67 dBi was used in the calculation of the summed data. Fast sweep was performed just to show that no other emissions existed outside of the frequencies observed by the slow sweep measurement.

UL LLC
12 Laboratory Drive, Research Triangle Park, NC 27709; USA TEL:(919)549-1400
This report shall not be reproduced except in full, without the written approval of UL LLC

2TX CHAIN 0 + CHAIN 1 MODE (High Gain) High BE 5610 MHz

PK MEASUREMENT

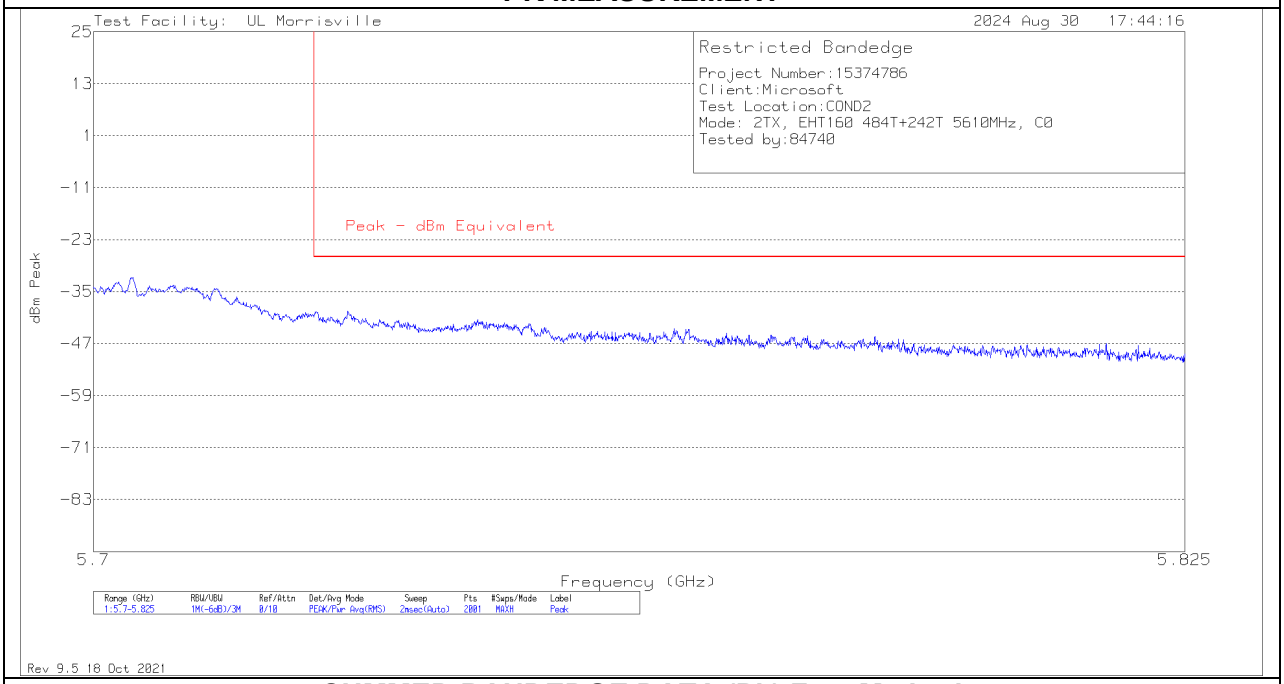

SUMMED BANDEDGE DATA (Pk) Fast Method

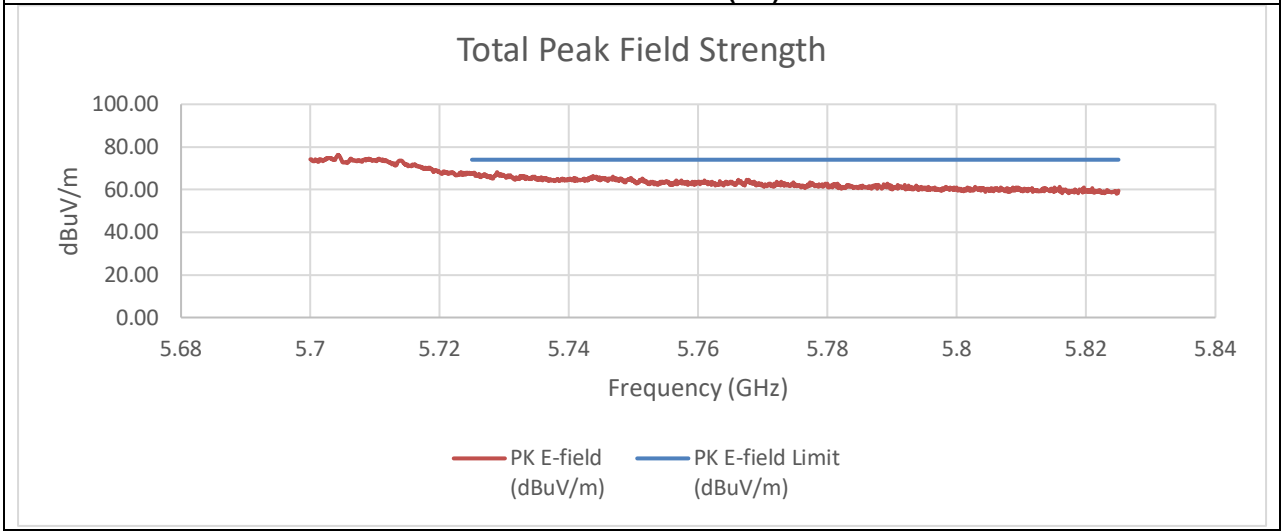

Summed Pk Data Restricted Band

Frequency (GHz)	PK Reading C1 (dBm)	PK Reading C2 (dBm)	PK EIRP (dBm)	PK E-field (dBuV/m)	PK E-field Limit (dBuV/m)	Margin (dB)
5.725	-40.86	-46.12	-28.06	67.20	74.00	-6.80

An array gain of 11.67 dBi was used in the calculation of the summed data.

UL LLC
12 Laboratory Drive, Research Triangle Park, NC 27709; USA TEL:(919)549-1400

This report shall not be reproduced except in full, without the written approval of UL LLC

10.1.25. TX ABOVE 1 GHz 802.11BE EHT160 MODE IN THE 5.6 GHz BAND

TX ABOVE 1 GHz 802.11be EHT160 2x996T MODE IN THE 5.6 GHz BAND

2TX CHAIN 0 + CHAIN 1 MODE (Low Gain) Low BE 5570 MHz

SUMMED BANDEDGE DATA (Pk) Fast Method

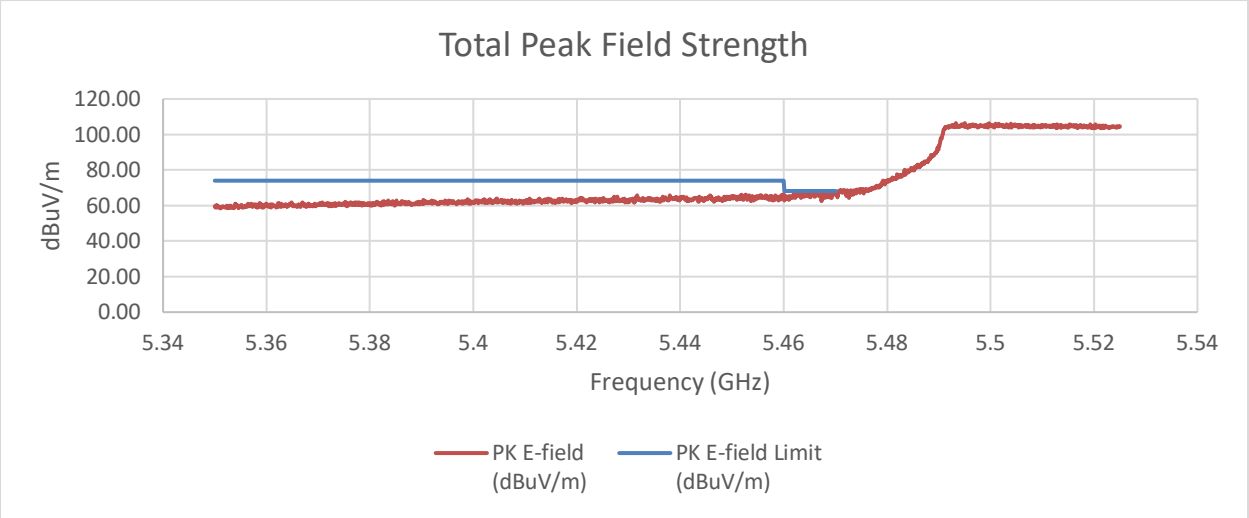

SUMMED BANDEDGE DATA (Av) Fast Method

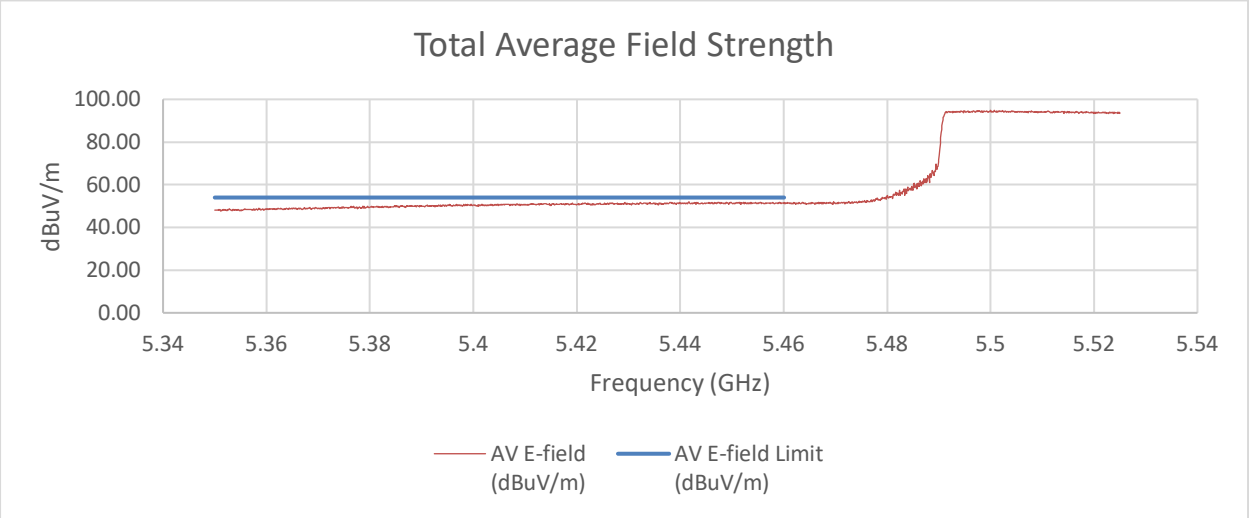

UL LLC
12 Laboratory Drive, Research Triangle Park, NC 27709; USA TEL:(919)549-1400
This report shall not be reproduced except in full, without the written approval of UL LLC

SUMMED BANDEDGE DATA (Pk) Slow Sweep

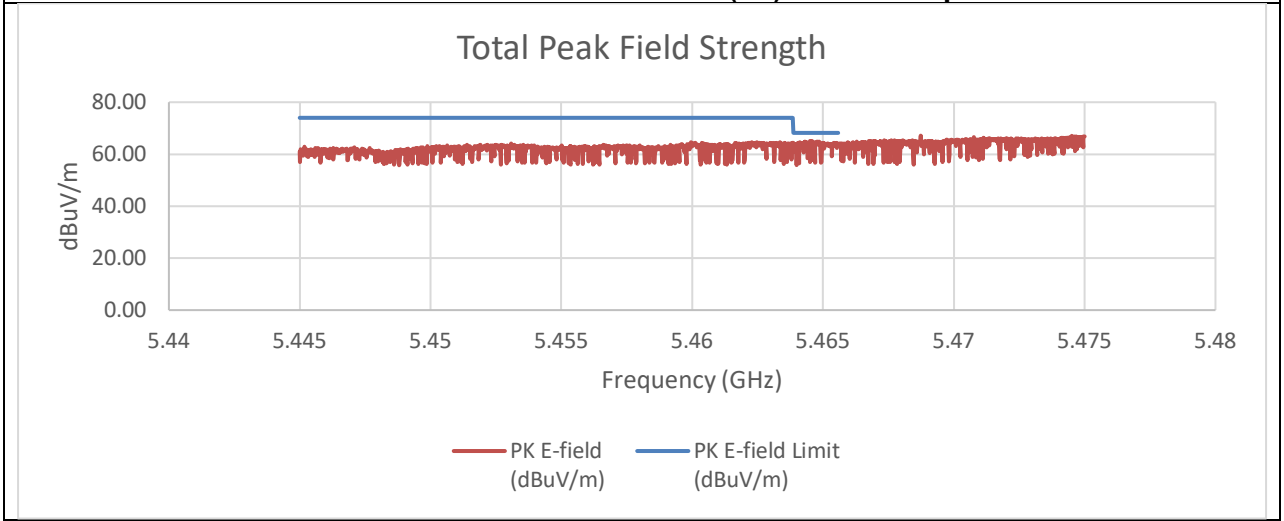

SUMMED BANDEDGE DATA (Av) Slow Sweep

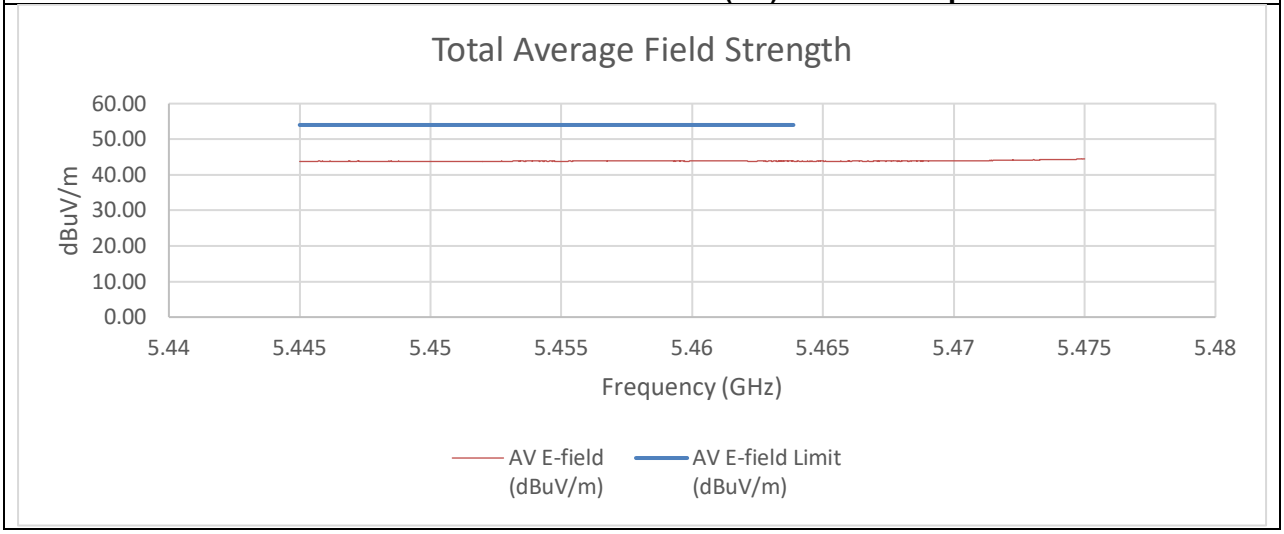

Summed Pk and Av Data at Restricted Band

Frequency (GHz)	PK Reading C1 (dBm)	PK Reading C2 (dBm)	PK EIRP (dBm)	PK E-field (dBuV/m)	PK E-field Limit (dBuV/m)	Margin (dB)
5.46	-40.19	-61.22	-31.95	63.31	74.00	-10.69
5.47	-38.73	-61.34	-30.50	64.76	68.2	-3.44
Frequency (GHz)	**AV Reading C1 (dBm)**	**AV Reading C2 (dBm)**	**AV EIRP (dBm)**	**AV E-field (dBuV/m)**	**AV E-field Limit (dBuV/m)**	**Margin (dB)**
5.46	-59.76	-73.69	-51.38	43.88	54.00	-10.12

An array gain of 8.21 dBi was used in the calculation of the summed data. Fast sweep was performed just to show that no other emissions existed outside of the frequencies observed by the slow sweep measurement.

UL LLC
12 Laboratory Drive, Research Triangle Park, NC 27709; USA TEL:(919)549-1400
This report shall not be reproduced except in full, without the written approval of UL LLC

2TX CHAIN 0 + CHAIN 1 MODE (Low Gain) High BE 5570 MHz

SUMMED BANDEDGE DATA (Pk)

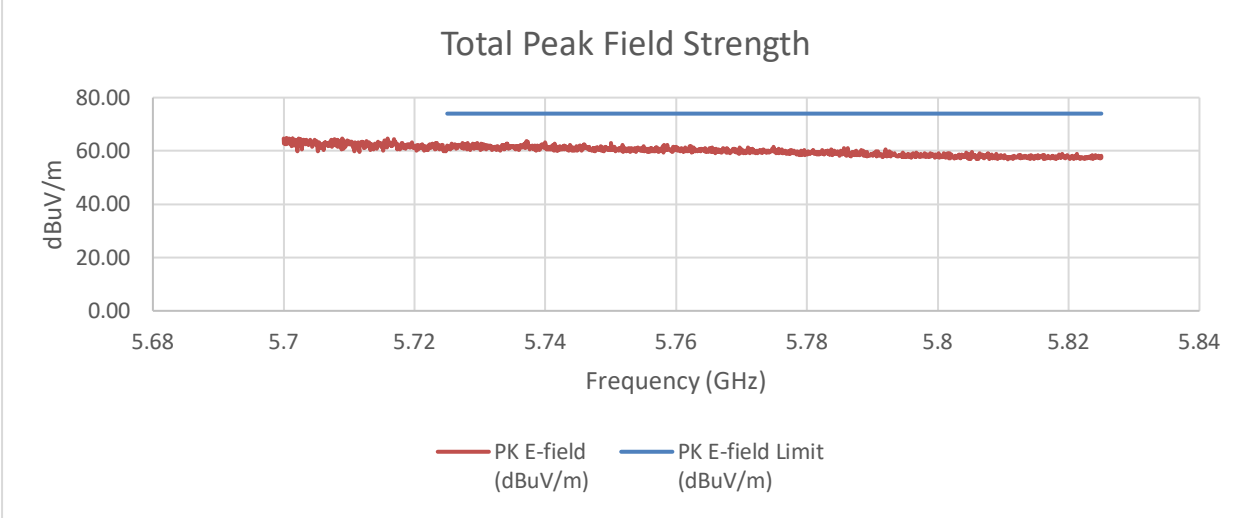

Summed Pk Data at Restricted Band

Frequency (GHz)	PK Reading C1 (dBm)	PK Reading C2 (dBm)	PK EIRP (dBm)	PK E-field (dBuV/m)	PK E-field Limit (dBuV/m)	Margin (dB)
5.725	-43.82	-45.23	-33.25	62.01	74.00	-11.99

An array gain of 8.21 dBi was used in the calculation of the summed data.

UL LLC
12 Laboratory Drive, Research Triangle Park, NC 27709; USA TEL:(919)549-1400
This report shall not be reproduced except in full, without the written approval of UL LLC

2TX CHAIN 0 + CHAIN 1 MODE (Mid Gain) Low BE 5570 MHz

SUMMED BANDEDGE DATA (Pk) Fast Method

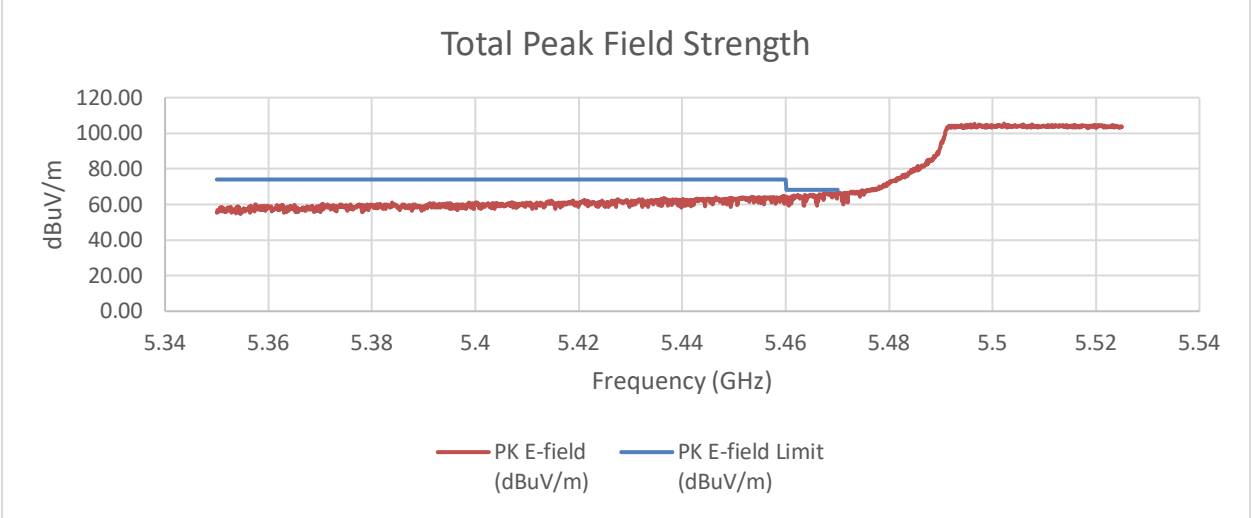

SUMMED BANDEDGE DATA (Av) Fast Method

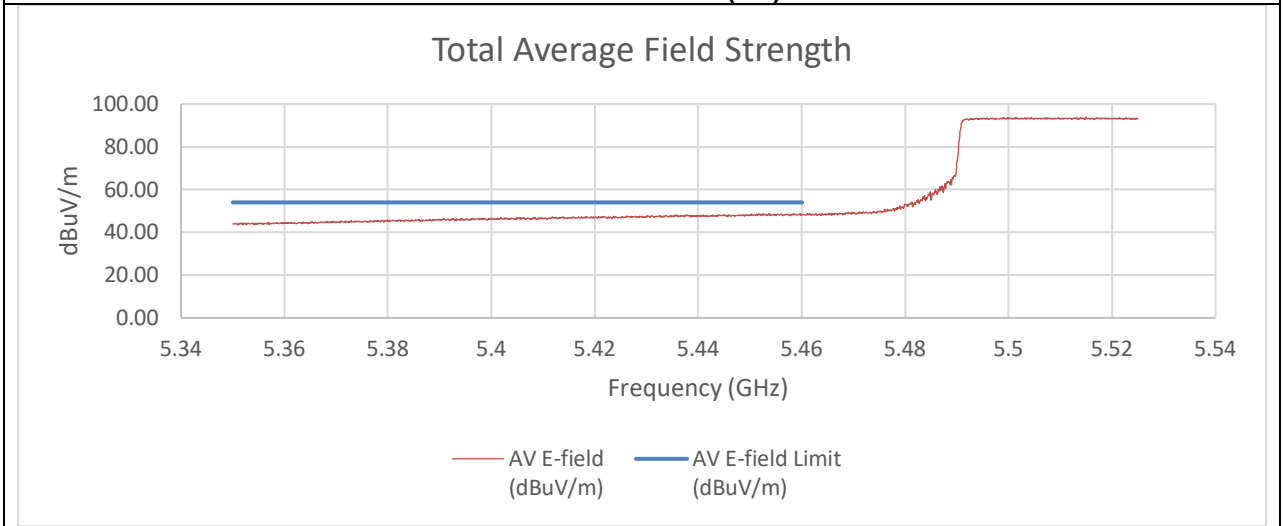

UL LLC
12 Laboratory Drive, Research Triangle Park, NC 27709; USA TEL:(919)549-1400
This report shall not be reproduced except in full, without the written approval of UL LLC

SUMMED BANDEDGE DATA (Pk) Slow Sweep

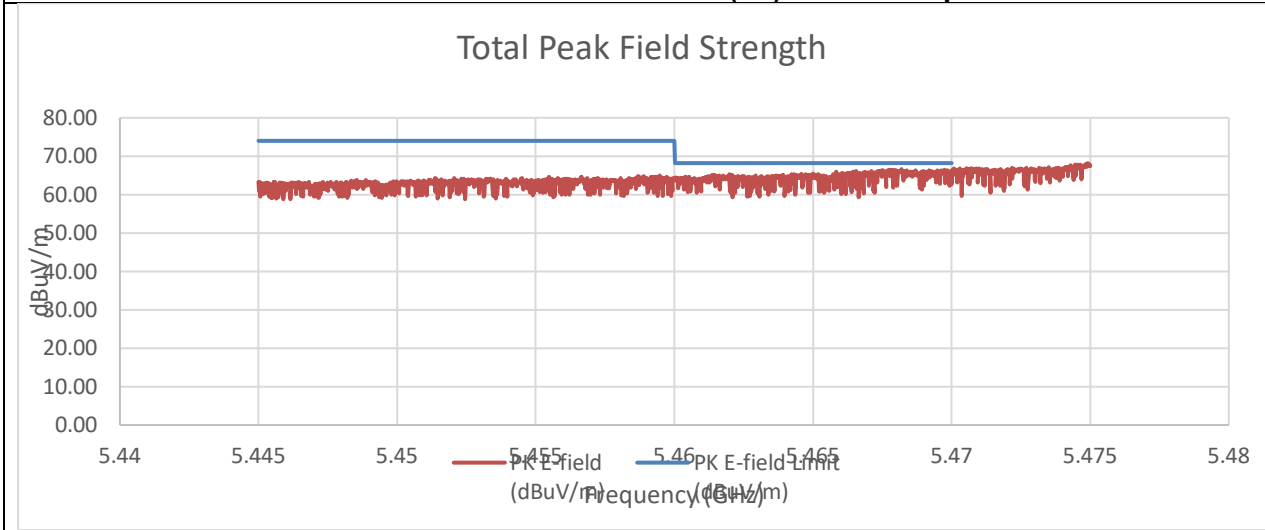

SUMMED BANDEDGE DATA (Av) Slow Sweep

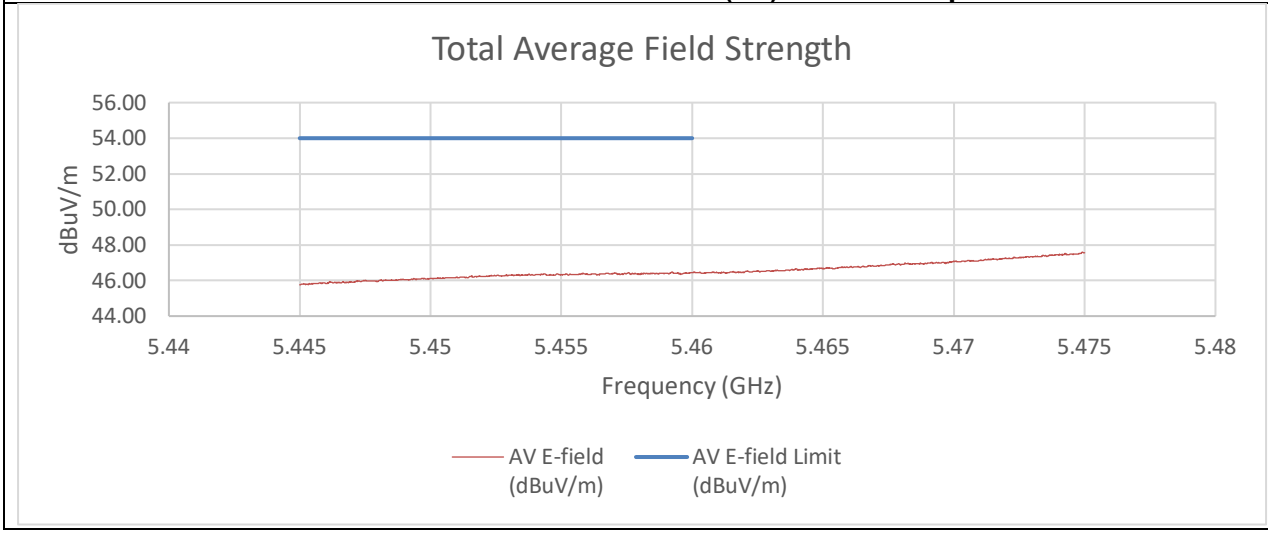

Summed Pk and Av Data at Restricted Band

Frequency (GHz)	PK Reading C1 (dBm)	PK Reading C2 (dBm)	PK EIRP (dBm)	PK E-field (dBuV/m)	PK E-field Limit (dBuV/m)	Margin (dB)
5.46	-43.09	-47.17	-31.35	63.91	74.00	-10.09
5.47	-42.07	-43.59	-29.44	65.81	68.20	-2.39
Frequency (GHz)	**AV Reading C1 (dBm)**	**AV Reading C2 (dBm)**	**AV EIRP (dBm)**	**AV E-field (dBuV/m)**	**AV E-field Limit (dBuV/m)**	**Margin (dB)**
5.46	-64.31	-60.69	-48.81	46.44	54.00	-7.56

An array gain of 10.31 dBi was used in the calculation of the summed data. Fast sweep was performed just to show that no other emissions existed outside of the frequencies observed by the slow sweep measurement.

UL LLC
12 Laboratory Drive, Research Triangle Park, NC 27709; USA TEL:(919)549-1400
This report shall not be reproduced except in full, without the written approval of UL LLC

2TX CHAIN 0 + CHAIN 1 MODE (Mid Gain) High BE 5570 MHz

SUMMED BANDEDGE DATA (Pk)

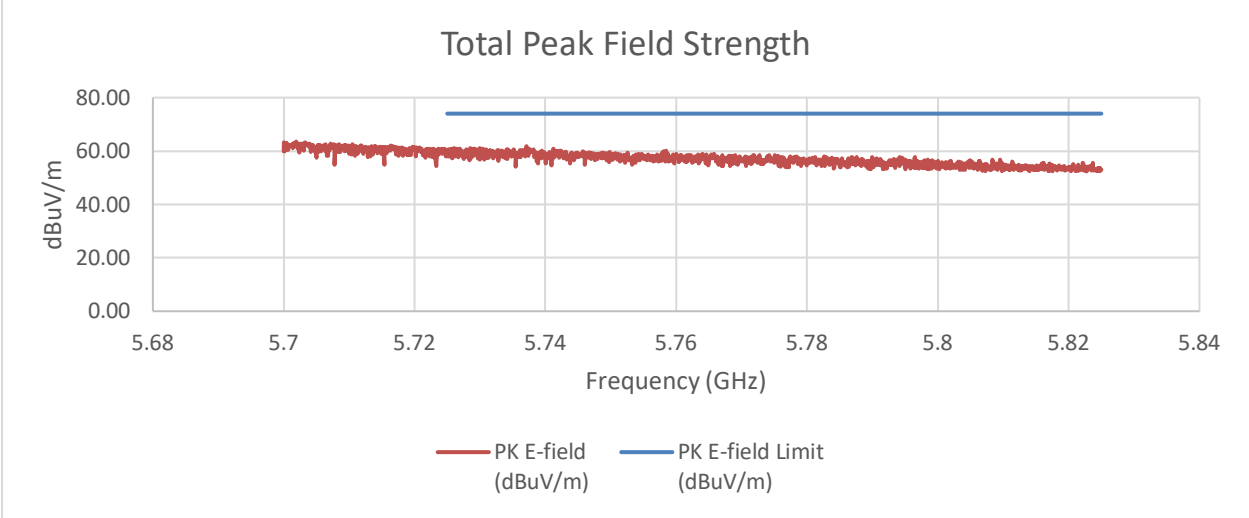

Summed Pk Data at Restricted Band

Frequency (GHz)	PK Reading C1 (dBm)	PK Reading C2 (dBm)	PK EIRP (dBm)	PK E-field (dBuV/m)	PK E-field Limit (dBuV/m)	Margin (dB)
5.725	-48.84	-47.59	-34.85	60.41	74.00	-13.59

An array gain of 10.31 dBi was used in the calculation of the summed data.

UL LLC
12 Laboratory Drive, Research Triangle Park, NC 27709; USA TEL:(919)549-1400
This report shall not be reproduced except in full, without the written approval of UL LLC

2TX CHAIN 0 + CHAIN 1 MODE (High Gain) Low BE 5570 MHz

PK MEASUREMENT

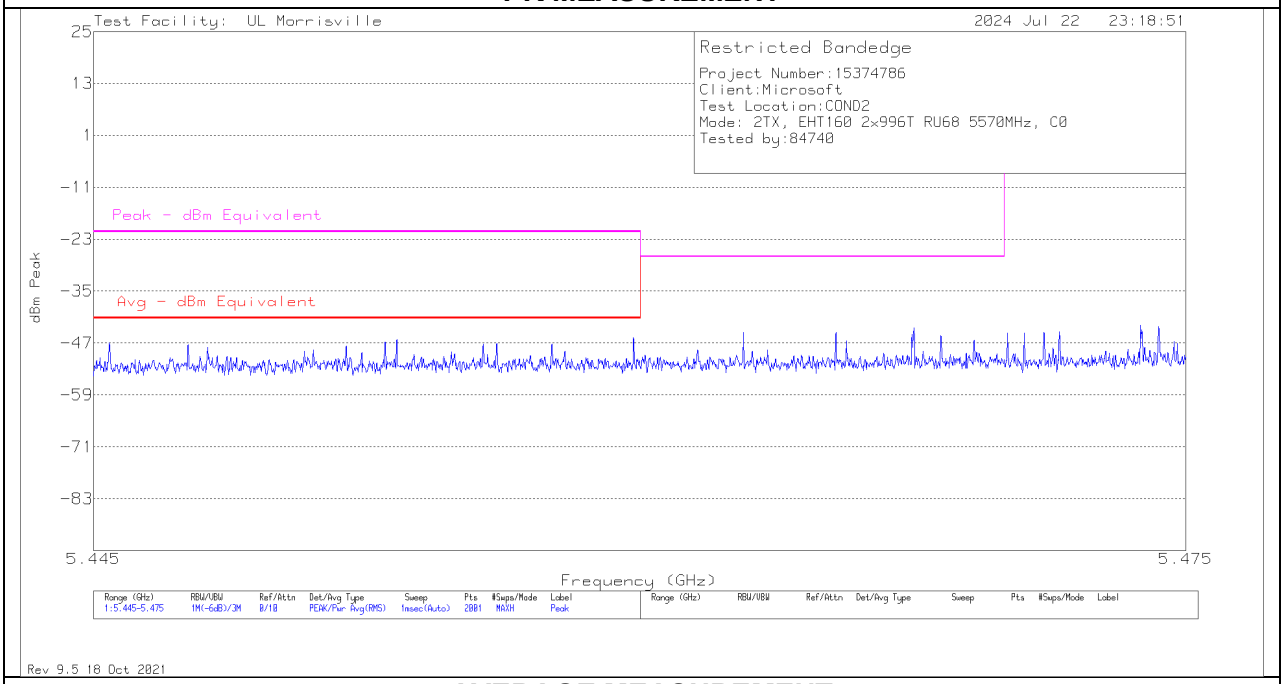

AVERAGE MEASUREMENT

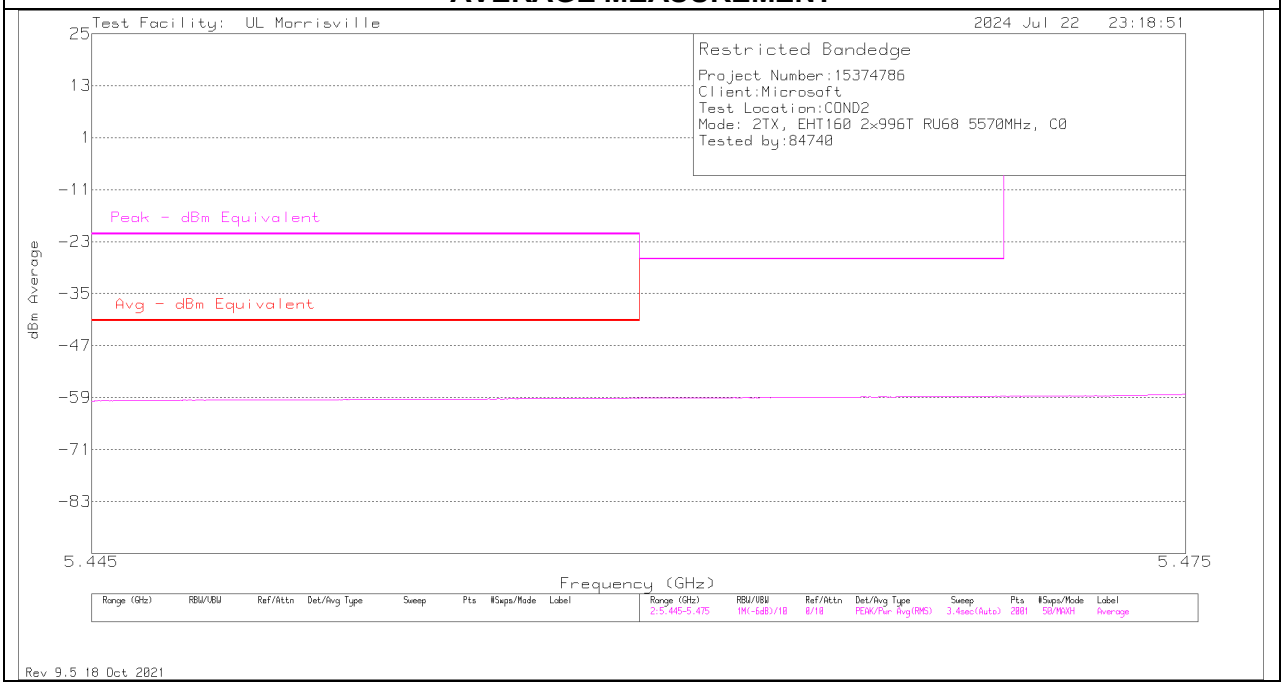

UL LLC
12 Laboratory Drive, Research Triangle Park, NC 27709; USA TEL:(919)549-1400
This report shall not be reproduced except in full, without the written approval of UL LLC

SUMMED BANDEDGE DATA (Pk) Fast Method

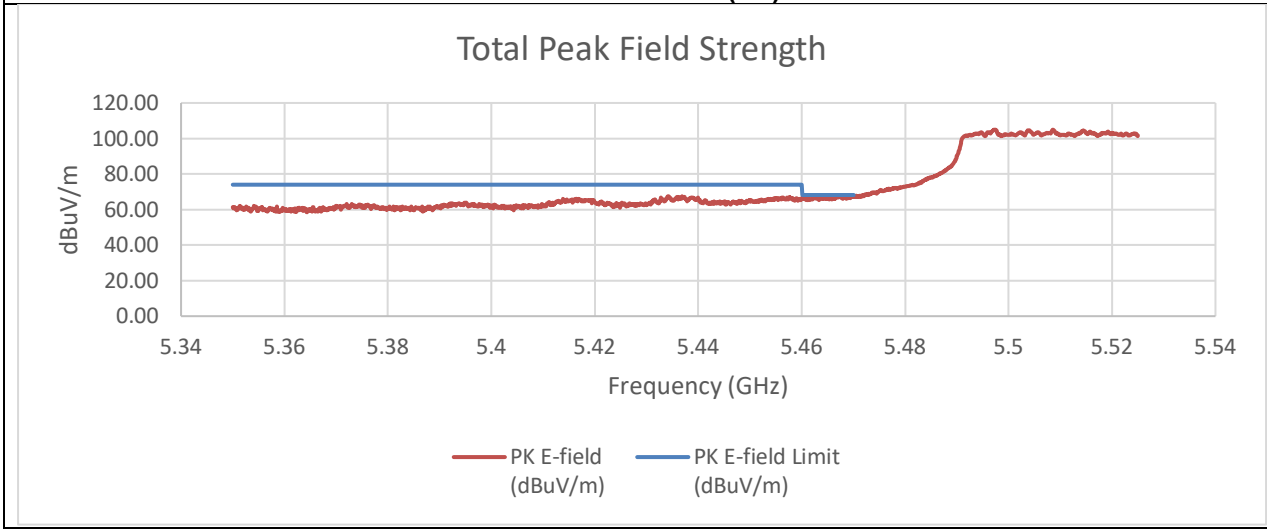

SUMMED BANDEDGE DATA (Av) Fast Method

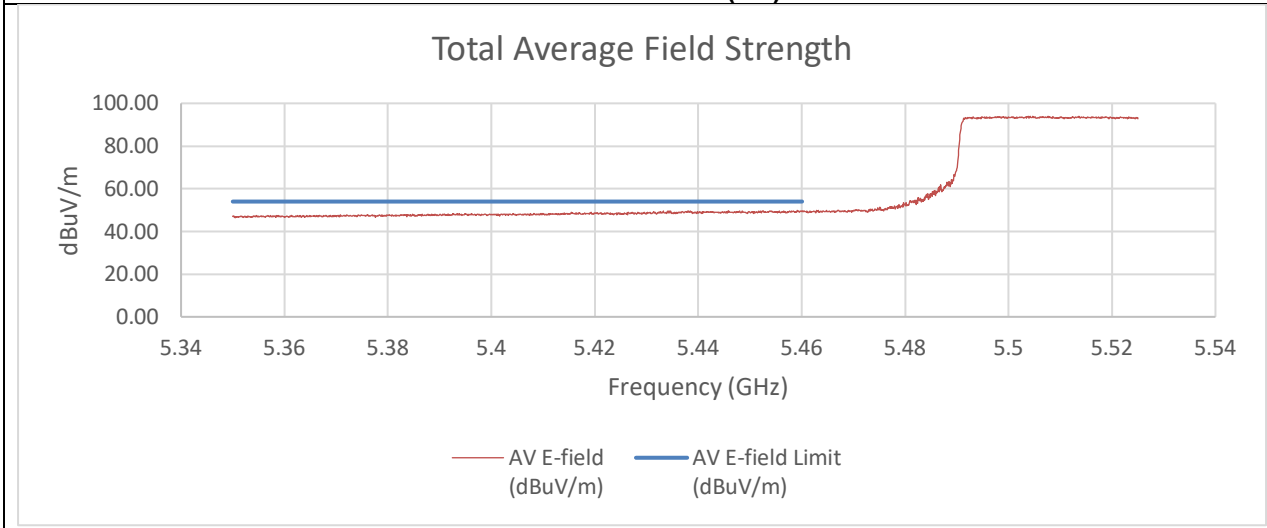

UL LLC
12 Laboratory Drive, Research Triangle Park, NC 27709; USA TEL:(919)549-1400

This report shall not be reproduced except in full, without the written approval of UL LLC

SUMMED BANDEDGE DATA (Pk) Slow Sweep

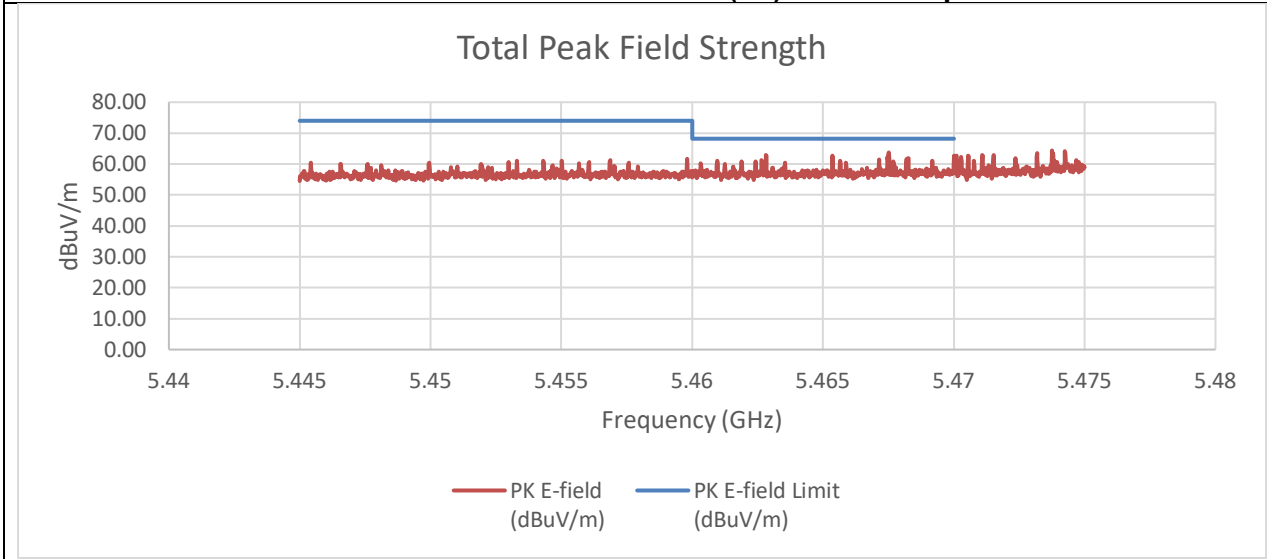

SUMMED BANDEDGE DATA (Av) Slow Sweep

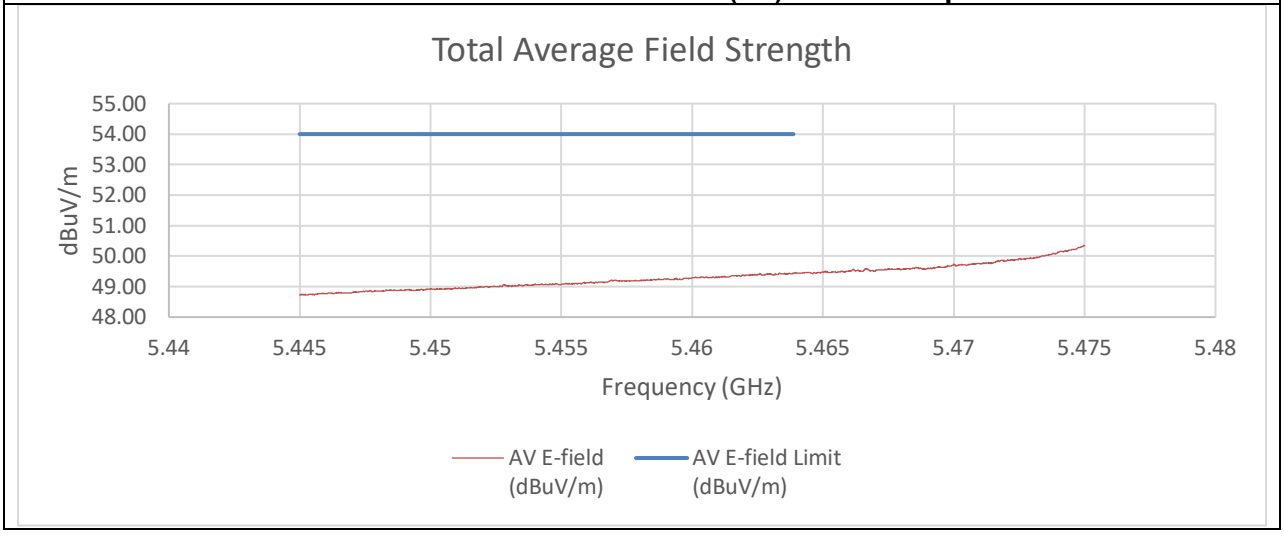

Summed Pk and Av Data at Restricted Band

Frequency (GHz)	PK Reading C1 (dBm)	PK Reading C2 (dBm)	PK EIRP (dBm)	PK E-field (dBuV/m)	PK E-field Limit (dBuV/m)	Margin (dB)
5.46	-52.73	-55.67	-39.28	55.98	74.00	-18.02
5.47	-51.60	-53.36	-37.71	57.55	68.2	-10.65
Frequency (GHz)	**AV Reading C1 (dBm)**	**AV Reading C2 (dBm)**	**AV EIRP (dBm)**	**AV E-field (dBuV/m)**	**AV E-field Limit (dBuV/m)**	**Margin (dB)**
5.46	-59.17	-62.91	-45.97	49.29	54.00	-4.71

An array gain of 11.67 dBi was used in the calculation of the summed data. Fast sweep was performed just to show that no other emissions existed outside of the frequencies observed by the slow sweep measurement.

UL LLC
12 Laboratory Drive, Research Triangle Park, NC 27709; USA TEL:(919)549-1400
This report shall not be reproduced except in full, without the written approval of UL LLC

2TX CHAIN 0 + CHAIN 1 MODE (High Gain) High BE 5570 MHz

PK MEASUREMENT

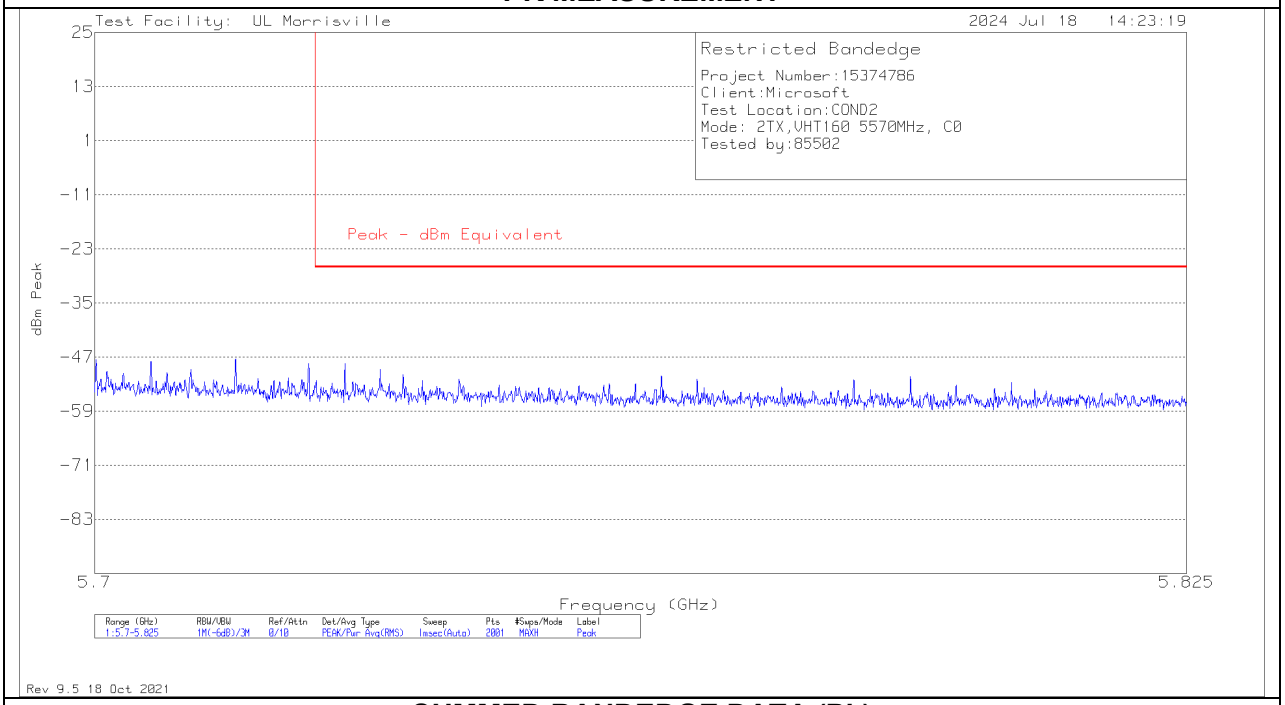

SUMMED BANDEDGE DATA (Pk)

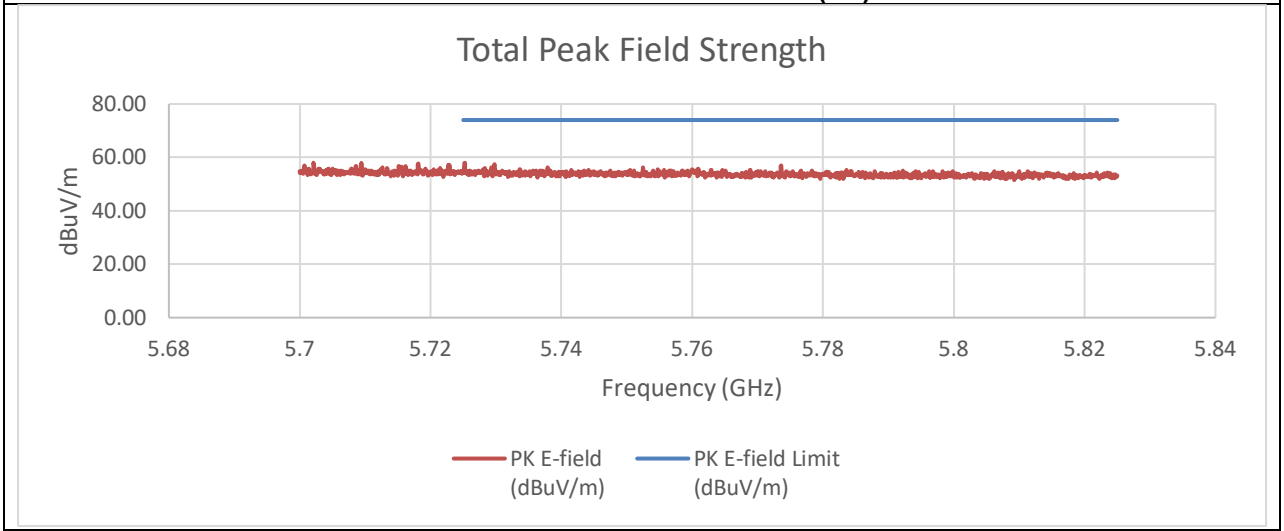

Summed Pk Data at Restricted Band

Frequency (GHz)	PK Reading C1 (dBm)	PK Reading C2 (dBm)	PK EIRP (dBm)	PK E-field (dBuV/m)	PK E-field Limit (dBuV/m)	Margin (dB)
5.725	-55.12	-56.02	-40.87	54.39	74.00	-19.61

An array gain of 11.67 dBi was used in the calculation of the summed data.

UL LLC
12 Laboratory Drive, Research Triangle Park, NC 27709; USA TEL:(919)549-1400
This report shall not be reproduced except in full, without the written approval of UL LLC

TX ABOVE 1 GHz 802.11be EHT160 996T+484T (C) MODE IN THE 5.6 GHz BAND

2TX CHAIN 0 + CHAIN 1 MODE (Low Gain) Low BE 5570 MHz

SUMMED BANDEDGE DATA (Pk) Fast Method

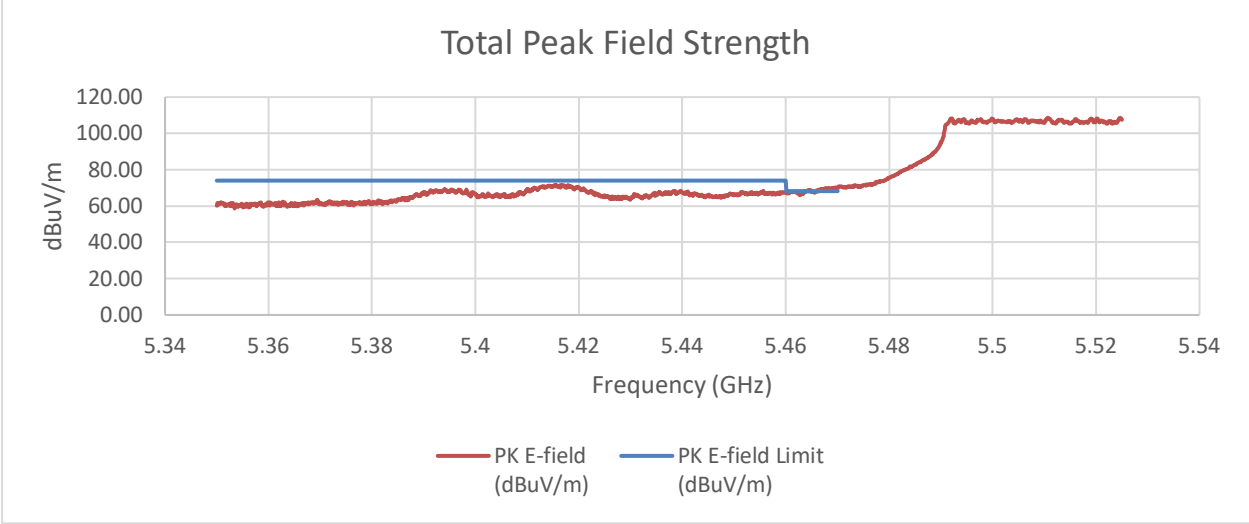

SUMMED BANDEDGE DATA (Av) Fast Method

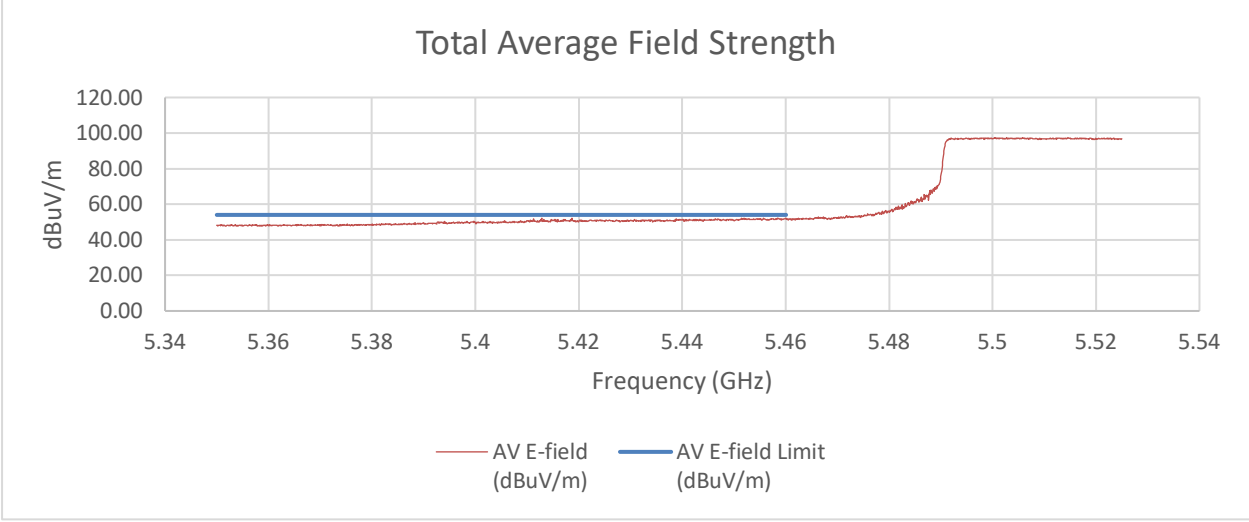

UL LLC
12 Laboratory Drive, Research Triangle Park, NC 27709; USA TEL:(919)549-1400

This report shall not be reproduced except in full, without the written approval of UL LLC

SUMMED BANDEDGE DATA (Pk) Slow Sweep

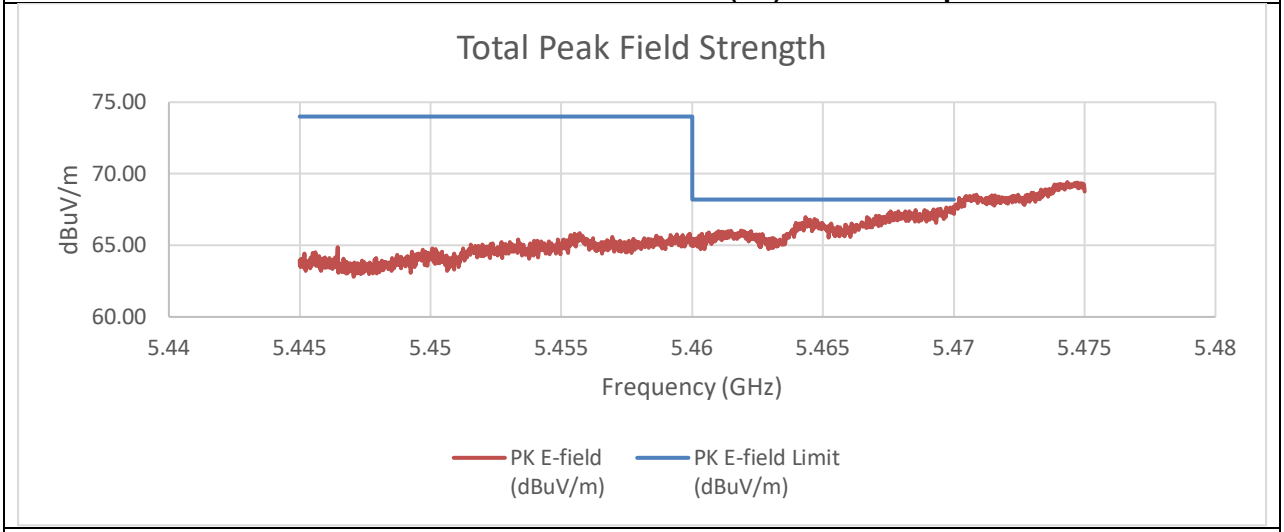

SUMMED BANDEDGE DATA (Av) Slow Sweep

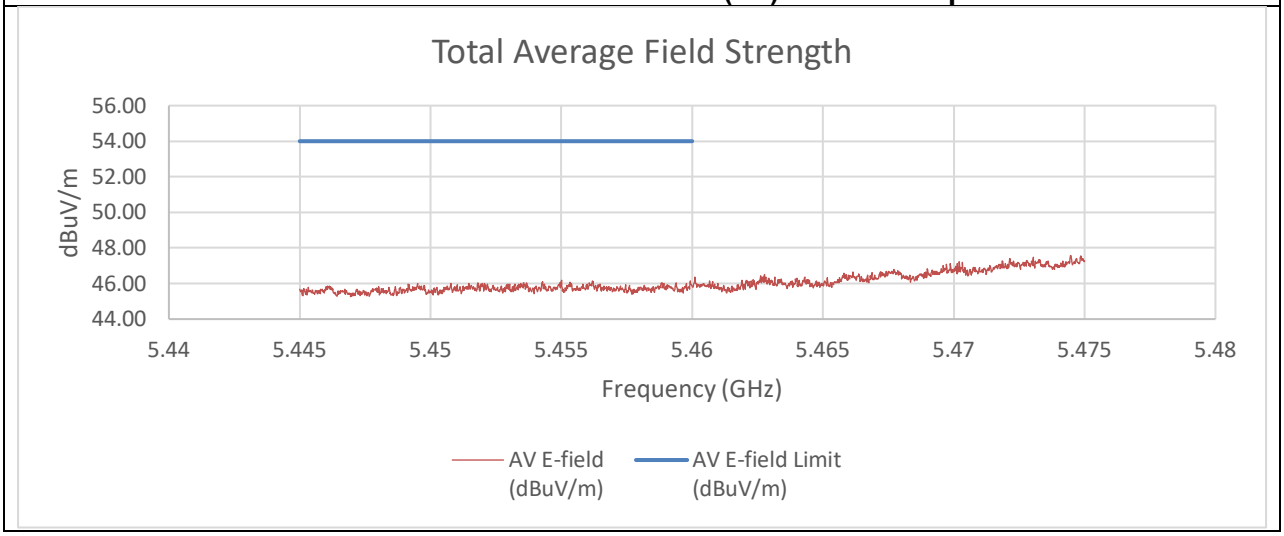

Summed Pk and Av Data at Restricted Band

Frequency (GHz)	PK Reading C1 (dBm)	PK Reading C2 (dBm)	PK EIRP (dBm)	PK E-field (dBuV/m)	PK E-field Limit (dBuV/m)	Margin (dB)
5.46	-40.21	-42.03	-29.81	65.45	74.00	-8.55
5.47	-38.78	-39.62	-27.96	67.30	68.20	-0.90
Frequency (GHz)	**AV Reading C1 (dBm)**	**AV Reading C2 (dBm)**	**AV EIRP (dBm)**	**AV E-field (dBuV/m)**	**AV E-field Limit (dBuV/m)**	**Margin (dB)**
5.46	-60.24	-61.25	-49.41	45.85	54.00	-8.15

An array gain of 8.21 dBi and a duty cycle correction factor of 0.09 dBm was used in the calculation of the summed data. Fast sweep was performed just to show that no other emissions existed outside of the frequencies observed by the slow sweep measurement.

UL LLC
12 Laboratory Drive, Research Triangle Park, NC 27709; USA TEL:(919)549-1400
This report shall not be reproduced except in full, without the written approval of UL LLC

2TX CHAIN 0 + CHAIN 1 MODE (Low Gain) High BE 5570 MHz

SUMMED BANDEDGE DATA (Pk)

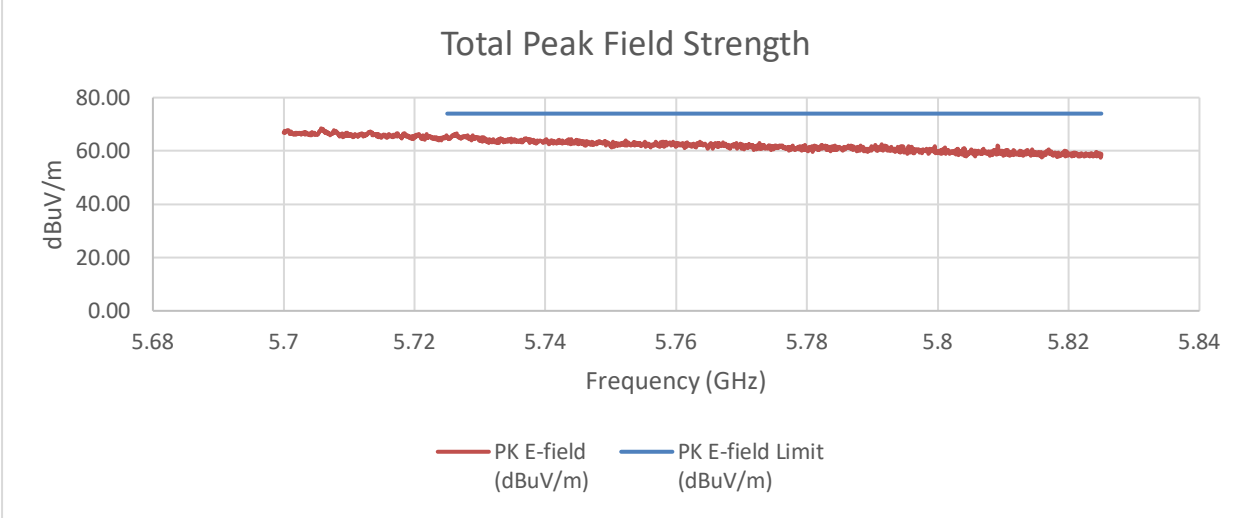

Summed Pk Data at Restricted Band

Frequency (GHz)	PK Reading C1 (dBm)	PK Reading C2 (dBm)	PK EIRP (dBm)	PK E-field (dBuV/m)	PK E-field Limit (dBuV/m)	Margin (dB)
5.725	-41.28	-41.97	-30.39	64.87	74.00	-9.13

An array gain of 8.21 dBi was used in the calculation of the summed data.

UL LLC
12 Laboratory Drive, Research Triangle Park, NC 27709; USA TEL:(919)549-1400
This report shall not be reproduced except in full, without the written approval of UL LLC

2TX CHAIN 0 + CHAIN 1 MODE (Mid Gain) Low BE 5570 MHz

SUMMED BANDEDGE DATA (Pk) Fast Method

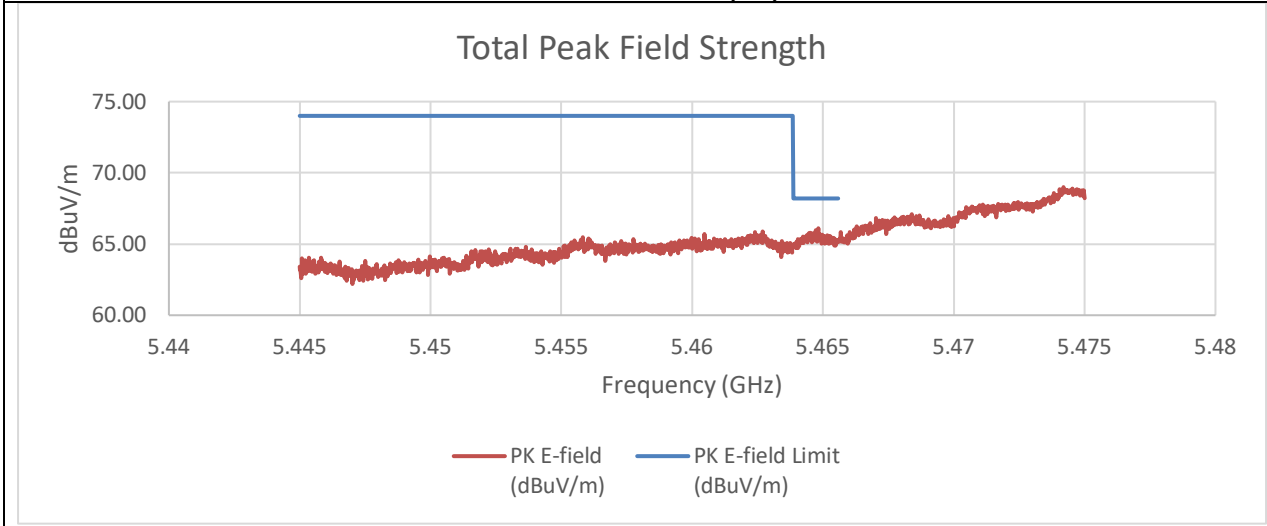

SUMMED BANDEDGE DATA (Av) Fast Method

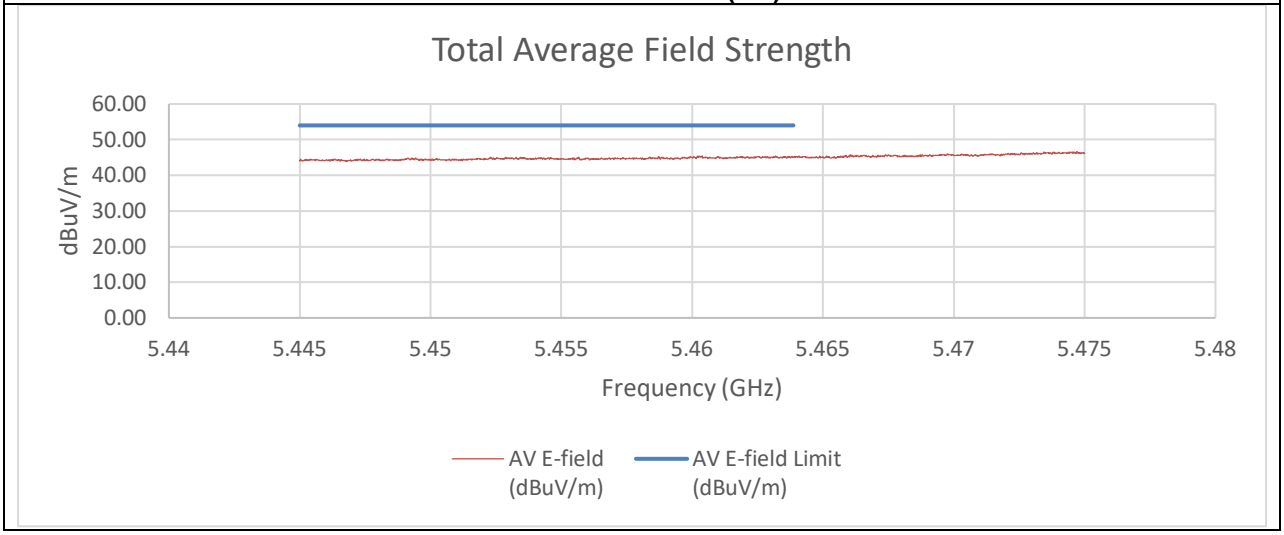

UL LLC
12 Laboratory Drive, Research Triangle Park, NC 27709; USA TEL:(919)549-1400
This report shall not be reproduced except in full, without the written approval of UL LLC

SUMMED BANDEDGE DATA (Pk) Slow Sweep

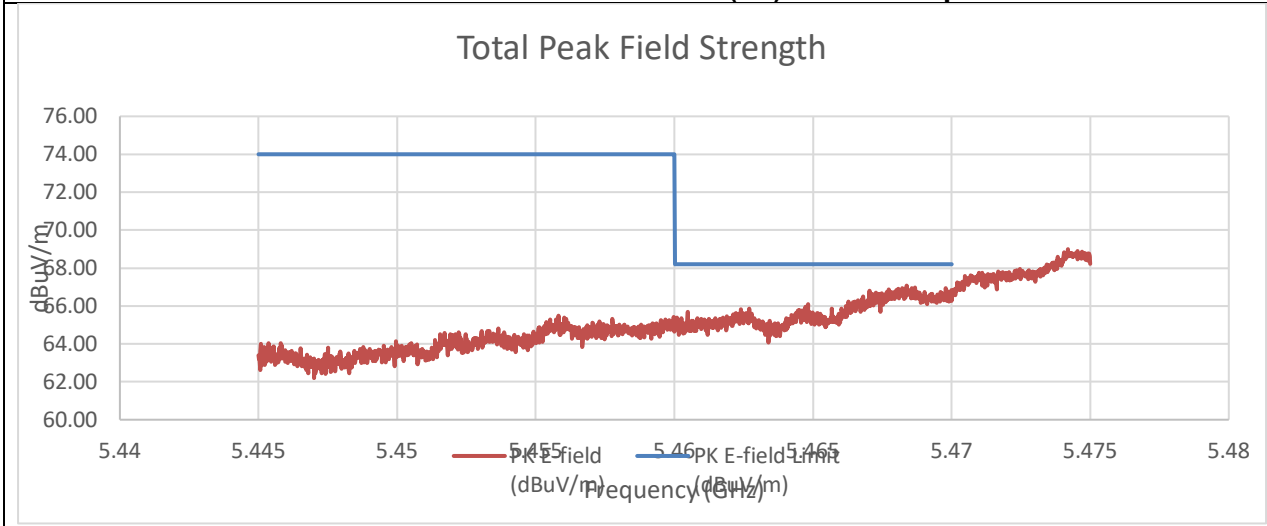

SUMMED BANDEDGE DATA (Av) Slow Sweep

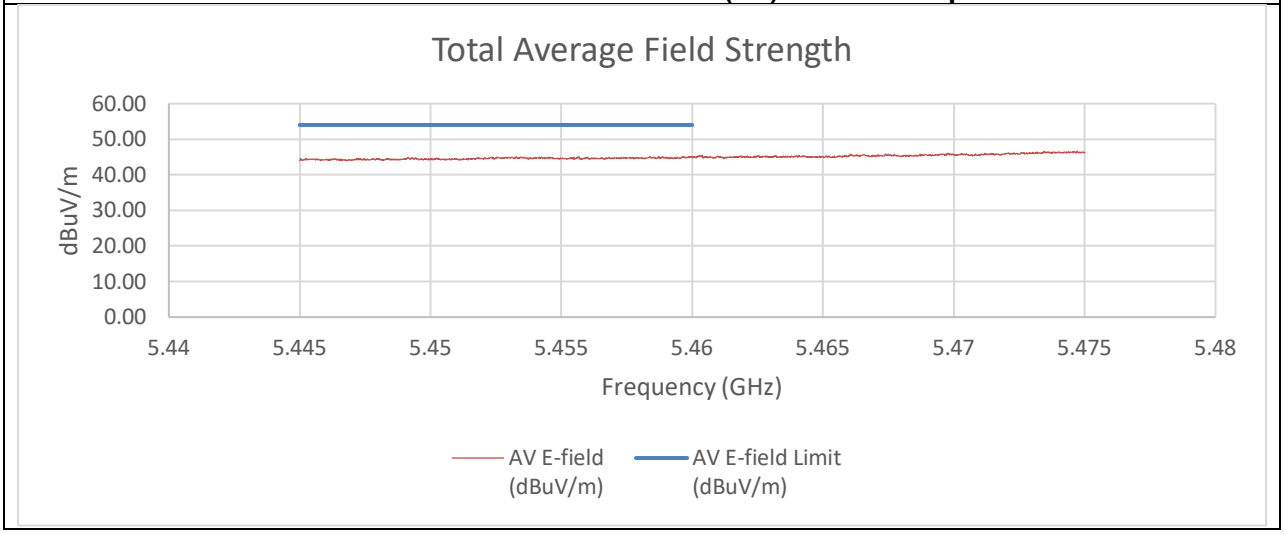

Summed Pk and Av Data at Restricted Band

Frequency (GHz)	PK Reading C1 (dBm)	PK Reading C2 (dBm)	PK EIRP (dBm)	PK E-field (dBuV/m)	PK E-field Limit (dBuV/m)	Margin (dB)
5.46	-43.21	-44.77	-30.60	64.66	74.00	-9.34
5.47	-41.33	-42.20	-28.42	66.83	68.20	-1.37
Frequency (GHz)	**AV Reading C1 (dBm)**	**AV Reading C2 (dBm)**	**AV EIRP (dBm)**	**AV E-field (dBuV/m)**	**AV E-field Limit (dBuV/m)**	**Margin (dB)**
5.46	-63.06	-64.20	-50.18	45.07	54.00	-8.93

An array gain of 10.31 dBi was used in the calculation of the summed data. Fast sweep was performed just to show that no other emissions existed outside of the frequencies observed by the slow sweep measurement.

UL LLC
12 Laboratory Drive, Research Triangle Park, NC 27709; USA TEL:(919)549-1400
This report shall not be reproduced except in full, without the written approval of UL LLC

2TX CHAIN 0 + CHAIN 1 MODE (Mid Gain) High BE 5570 MHz

SUMMED BANDEDGE DATA (Pk)

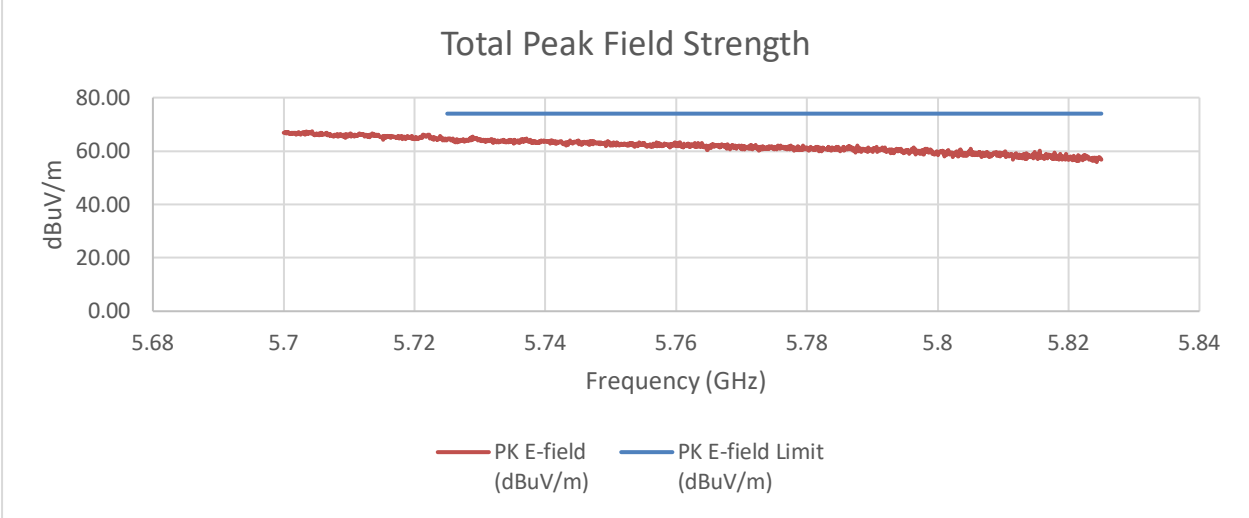

Summed Pk Data at Restricted Band

Frequency (GHz)	PK Reading C1 (dBm)	PK Reading C2 (dBm)	PK EIRP (dBm)	PK E-field (dBuV/m)	PK E-field Limit (dBuV/m)	Margin (dB)
5.725	-44.38	-44.20	-30.97	64.29	74.00	-9.71

An array gain of 10.31 dBi was used in the calculation of the summed data.

UL LLC
12 Laboratory Drive, Research Triangle Park, NC 27709; USA TEL:(919)549-1400
This report shall not be reproduced except in full, without the written approval of UL LLC

2TX CHAIN 0 + CHAIN 1 MODE (High Gain) Low BE 5570 MHz

PK MEASUREMENT

AVERAGE MEASUREMENT

UL LLC
12 Laboratory Drive, Research Triangle Park, NC 27709; USA TEL:(919)549-1400
This report shall not be reproduced except in full, without the written approval of UL LLC

SUMMED BANDEDGE DATA (Pk) Fast Method

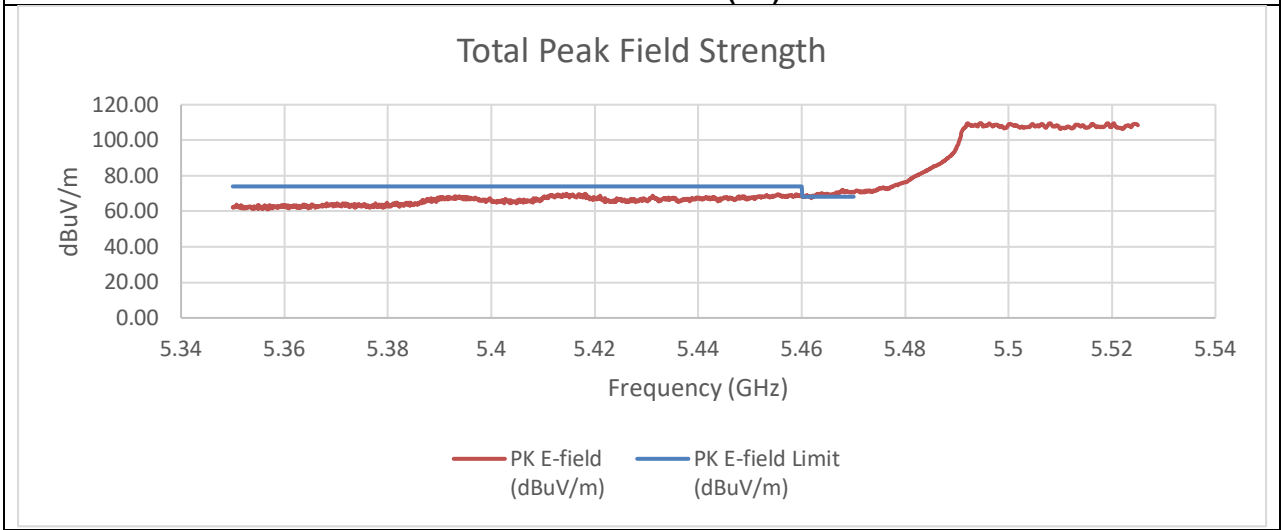

SUMMED BANDEDGE DATA (Av) Fast Method

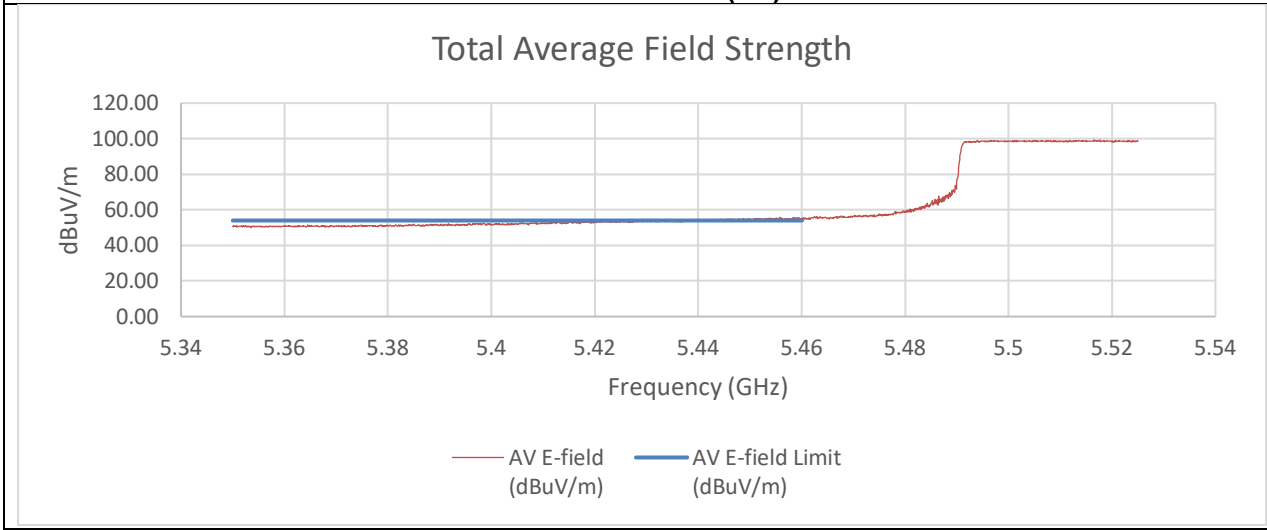

UL LLC
12 Laboratory Drive, Research Triangle Park, NC 27709; USA TEL:(919)549-1400

This report shall not be reproduced except in full, without the written approval of UL LLC

SUMMED BANDEDGE DATA (Pk) Slow Sweep

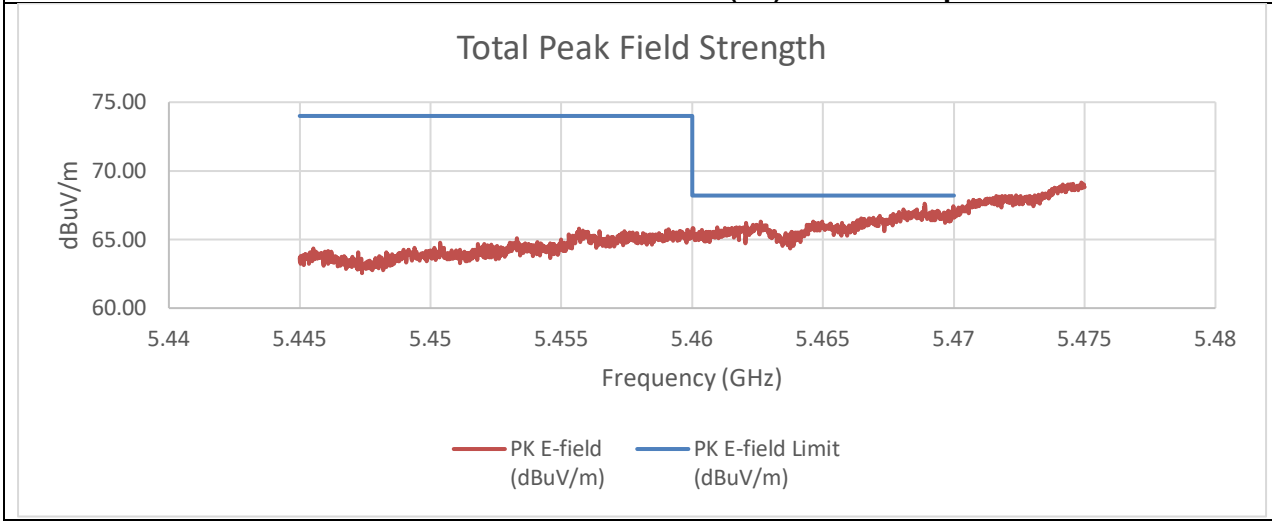

SUMMED BANDEDGE DATA (Av) Slow Sweep

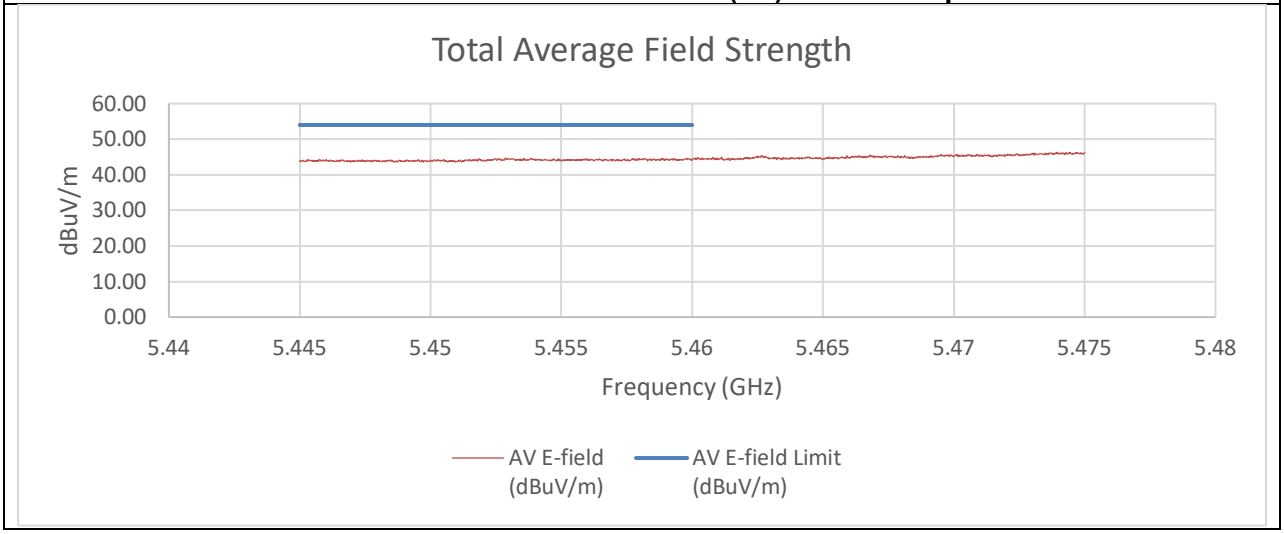

Summed Pk and Av Data at Restricted Band

Frequency (GHz)	PK Reading C1 (dBm)	PK Reading C2 (dBm)	PK EIRP (dBm)	PK E-field (dBuV/m)	PK E-field Limit (dBuV/m)	Margin (dB)
5.46	-43.86	-45.60	-29.96	65.29	74.00	-8.71
5.47	-42.21	-42.87	-27.85	67.41	68.20	-0.79
Frequency (GHz)	**AV Reading C1 (dBm)**	**AV Reading C2 (dBm)**	**AV EIRP (dBm)**	**AV E-field (dBuV/m)**	**AV E-field Limit (dBuV/m)**	**Margin (dB)**
5.46	-66.00	-65.76	-51.11	44.15	54.00	-9.85

An array gain of 11.67 dBi and a duty cycle correction factor of 0.09 dBm was used in the calculation of the summed data. Fast sweep was performed just to show that no other emissions existed outside of the frequencies observed by the slow sweep measurement.

UL LLC
12 Laboratory Drive, Research Triangle Park, NC 27709; USA TEL:(919)549-1400
This report shall not be reproduced except in full, without the written approval of UL LLC

2TX CHAIN 0 + CHAIN 1 MODE (High Gain) High BE 5570 MHz

PK MEASUREMENT

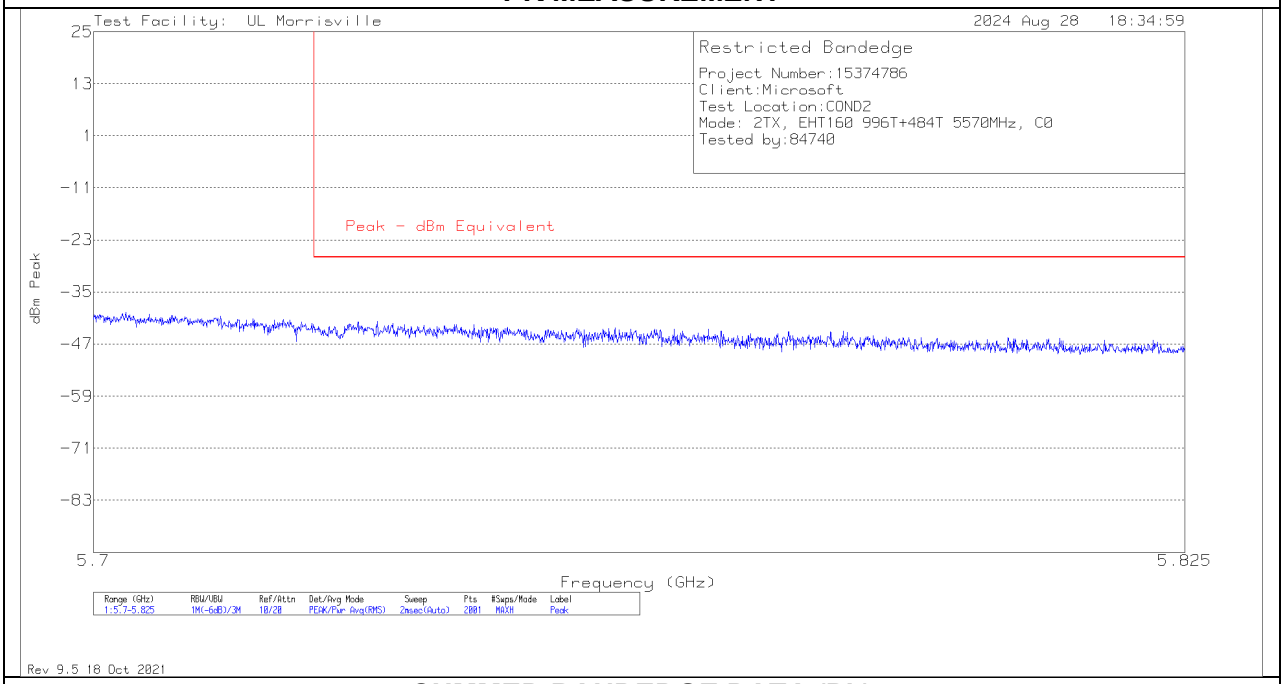

SUMMED BANDEDGE DATA (Pk)

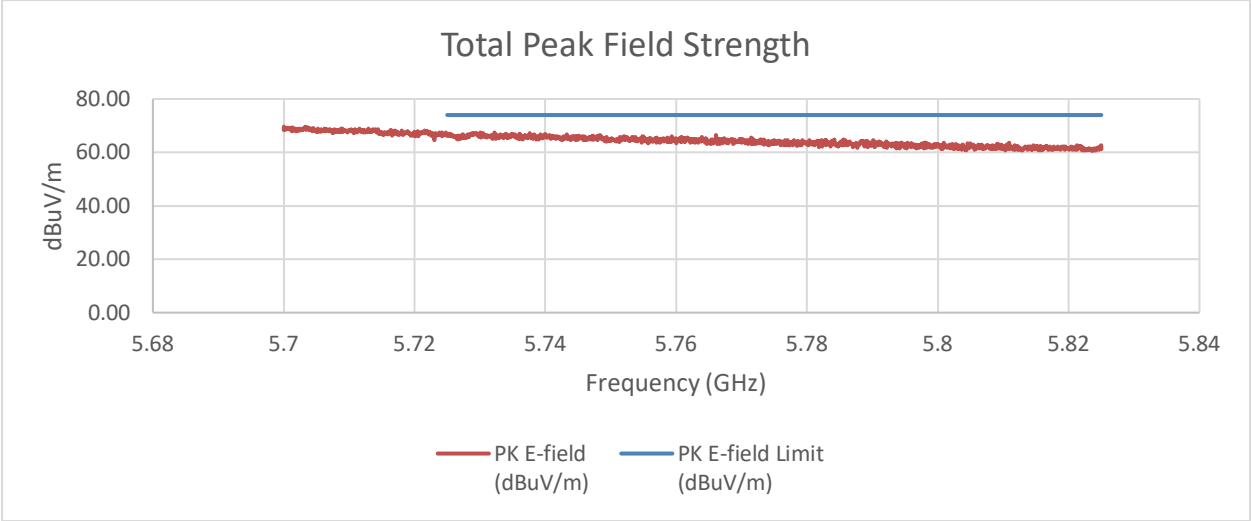

Summed Pk Data at Restricted Band

Frequency (GHz)	PK Reading C1 (dBm)	PK Reading C2 (dBm)	PK EIRP (dBm)	PK E-field (dBuV/m)	PK E-field Limit (dBuV/m)	Margin (dB)
5.725	-43.09	-43.45	-28.59	66.67	74.00	-7.33

An array gain of 11.67 dBi was used in the calculation of the summed data.

UL LLC
12 Laboratory Drive, Research Triangle Park, NC 27709; USA TEL:(919)549-1400
This report shall not be reproduced except in full, without the written approval of UL LLC

TX ABOVE 1 GHz 802.11be EHT160 484T+996T (N) MODE IN THE 5.6 GHz BAND

2TX CHAIN 0 + CHAIN 1 MODE (Low Gain) Low BE 5570 MHz

SUMMED BANDEDGE DATA (Pk) Fast Method

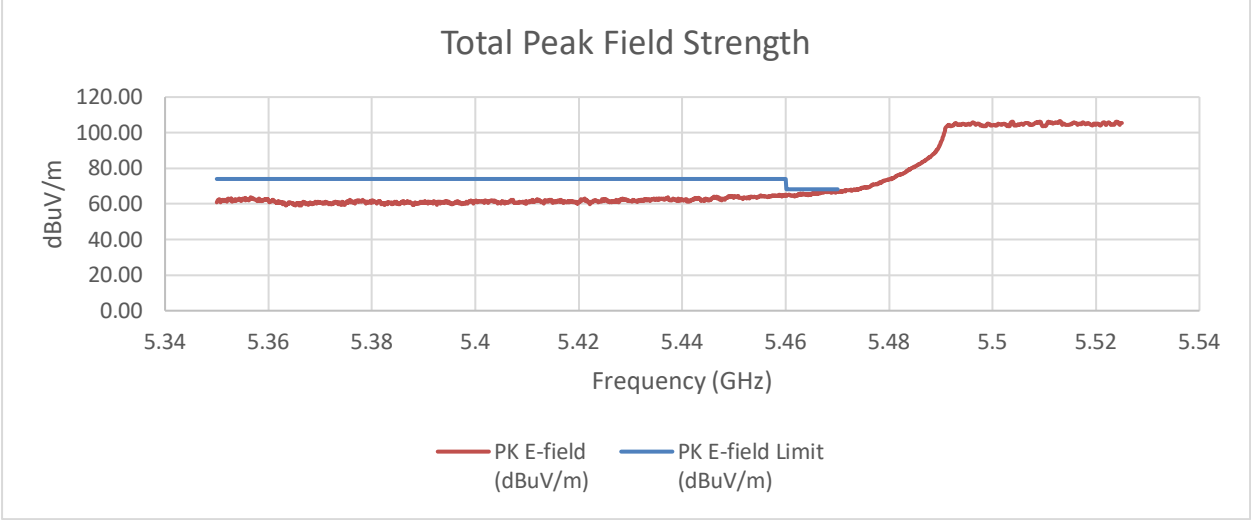

SUMMED BANDEDGE DATA (Av) Fast Method

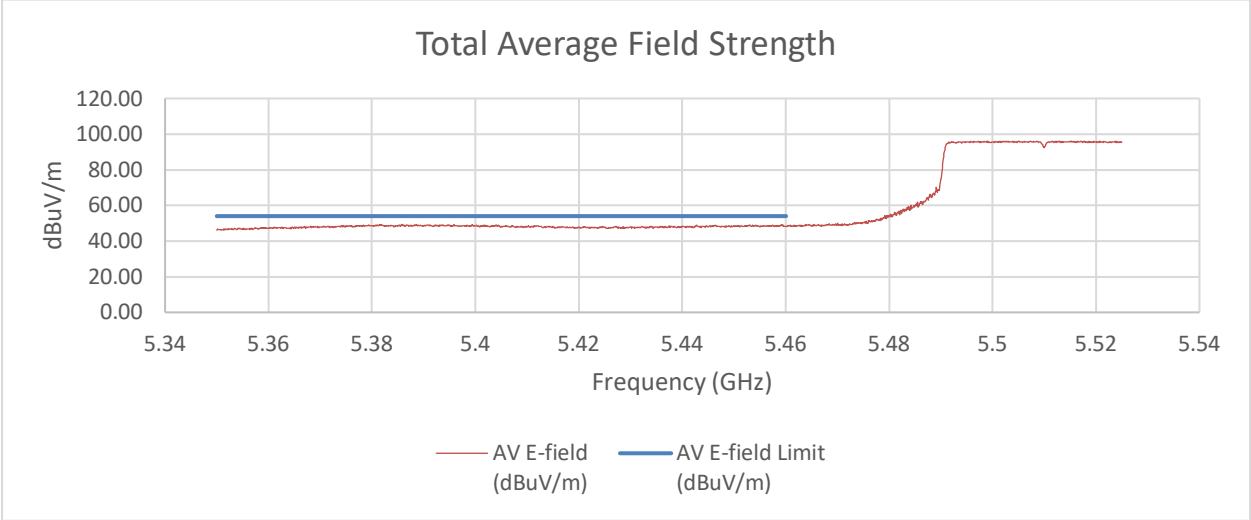

UL LLC
12 Laboratory Drive, Research Triangle Park, NC 27709; USA TEL:(919)549-1400

This report shall not be reproduced except in full, without the written approval of UL LLC

SUMMED BANDEDGE DATA (Pk) Slow Sweep

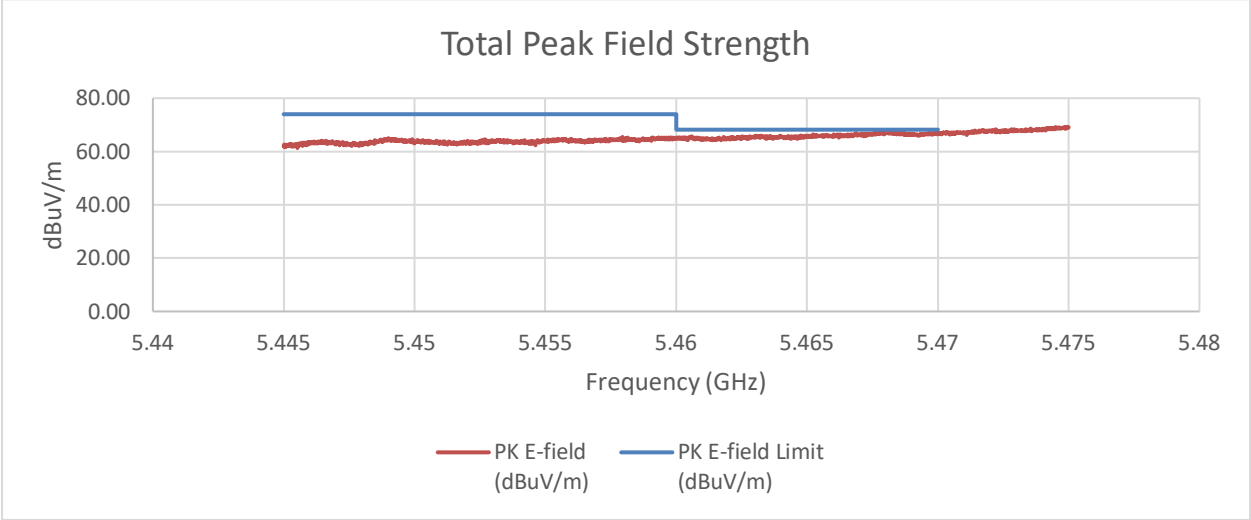

SUMMED BANDEDGE DATA (Av) Slow Sweep

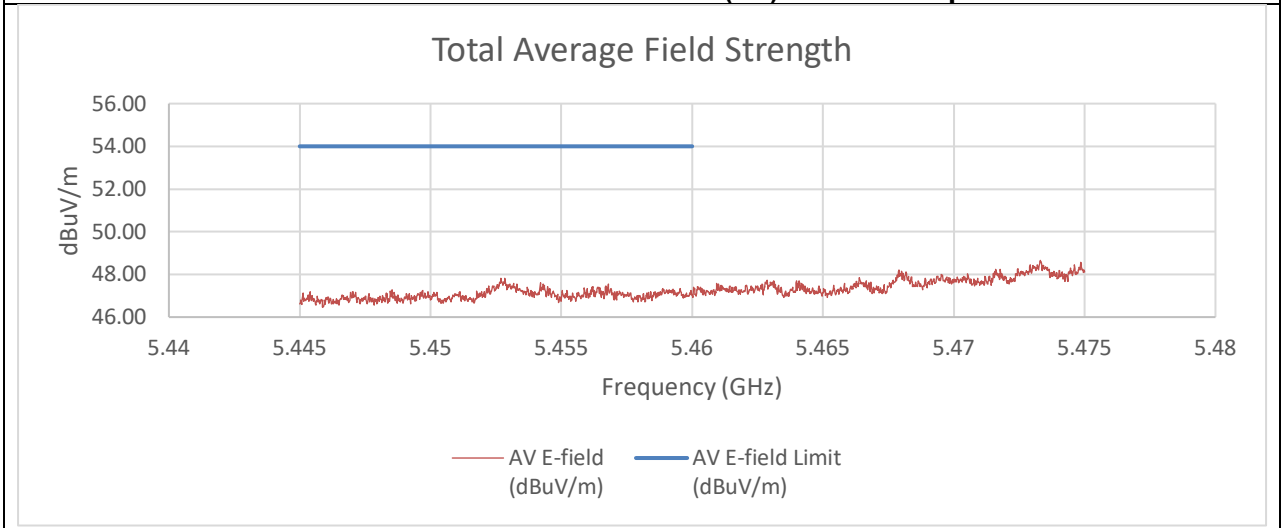

Summed Pk and Av Data at Restricted Band

Frequency (GHz)	PK Reading C1 (dBm)	PK Reading C2 (dBm)	PK EIRP (dBm)	PK E-field (dBuV/m)	PK E-field Limit (dBuV/m)	Margin (dB)
5.46	-42.83	-40.37	-30.21	65.05	74.00	-8.95
5.47	-42.31	-38.28	-28.62	66.63	68.20	-1.57
Frequency (GHz)	**AV Reading C1 (dBm)**	**AV Reading C2 (dBm)**	**AV EIRP (dBm)**	**AV E-field (dBuV/m)**	**AV E-field Limit (dBuV/m)**	**Margin (dB)**
5.46	-58.46	-60.97	-48.23	47.03	54.00	-6.97

An array gain of 8.21 dBi and a duty cycle correction factor of 0.09 dBm was used in the calculation of the summed data. Fast sweep was performed just to show that no other emissions existed outside of the frequencies observed by the slow sweep measurement.

UL LLC
12 Laboratory Drive, Research Triangle Park, NC 27709; USA TEL:(919)549-1400
This report shall not be reproduced except in full, without the written approval of UL LLC

2TX CHAIN 0 + CHAIN 1 MODE (Low Gain) High BE 5570 MHz

SUMMED BANDEDGE DATA (Pk)

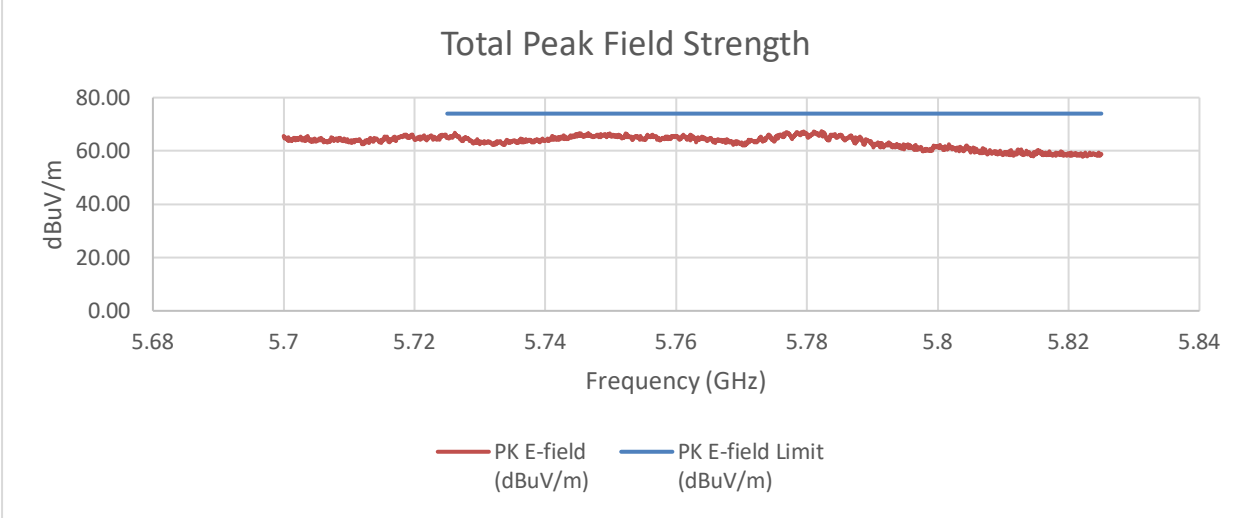

Summed Pk Data at Restricted Band

Frequency (GHz)	PK Reading C1 (dBm)	PK Reading C2 (dBm)	PK EIRP (dBm)	PK E-field (dBuV/m)	PK E-field Limit (dBuV/m)	Margin (dB)
5.725	-41.92	-41.12	-30.28	64.98	74.00	-9.02

An array gain of 8.21 dBi was used in the calculation of the summed data.

UL LLC
12 Laboratory Drive, Research Triangle Park, NC 27709; USA TEL:(919)549-1400
This report shall not be reproduced except in full, without the written approval of UL LLC

2TX CHAIN 0 + CHAIN 1 MODE (Mid Gain) Low BE 5570 MHz

SUMMED BANDEDGE DATA (Pk) Fast Method

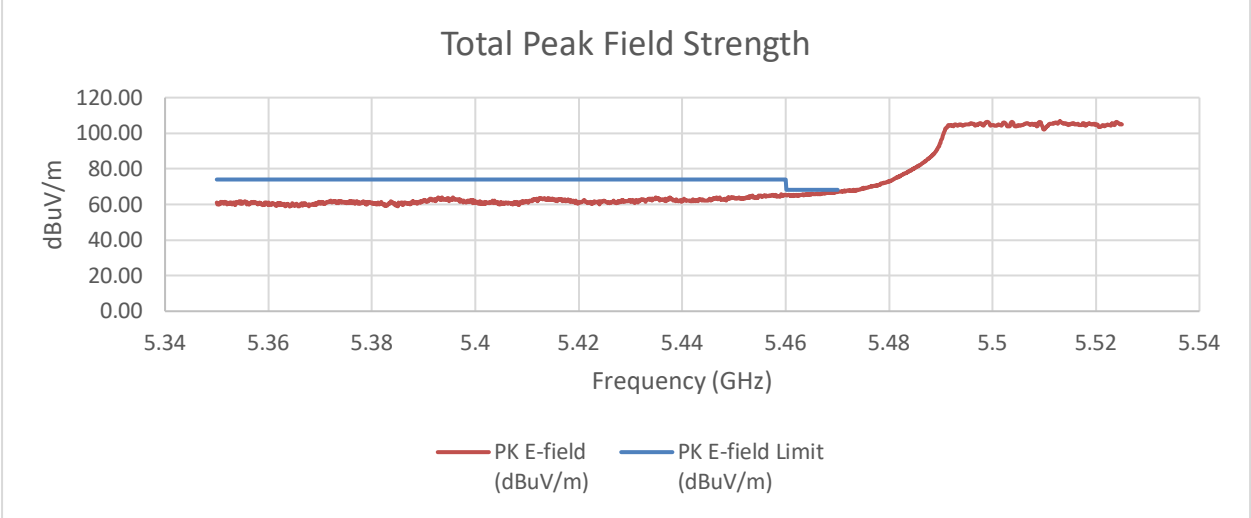

SUMMED BANDEDGE DATA (Av) Fast Method

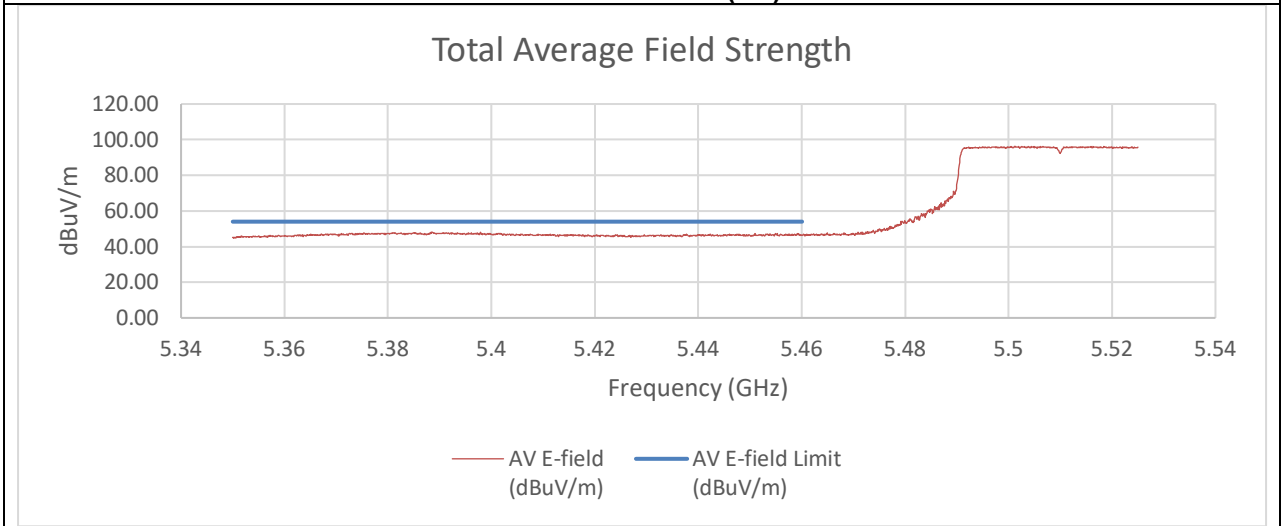

UL LLC
12 Laboratory Drive, Research Triangle Park, NC 27709; USA TEL:(919)549-1400
This report shall not be reproduced except in full, without the written approval of UL LLC

SUMMED BANDEDGE DATA (Pk) Slow Sweep

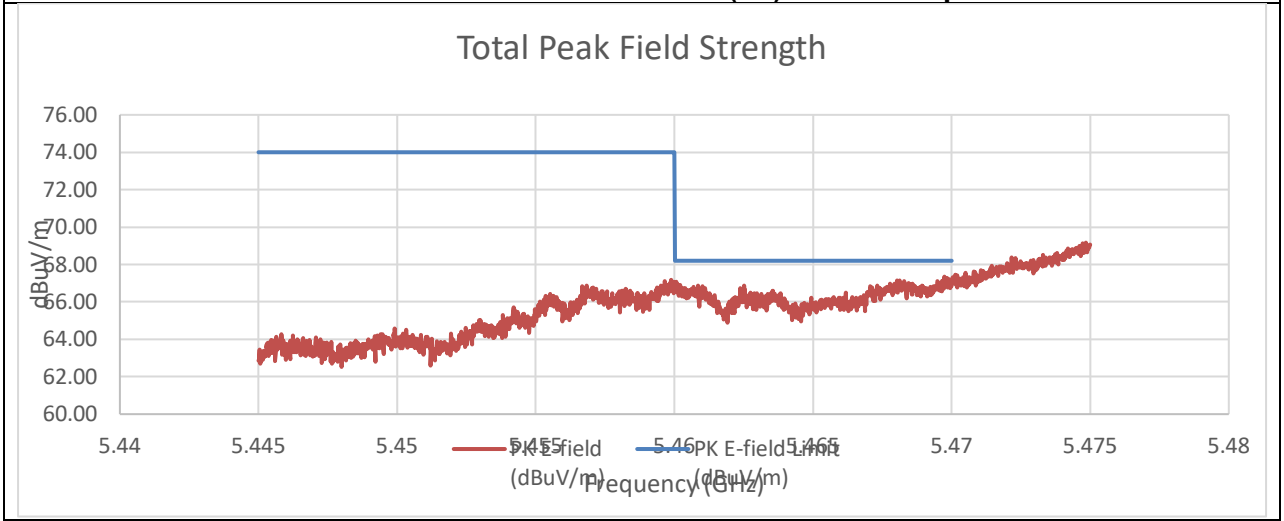

SUMMED BANDEDGE DATA (Av) Slow Sweep

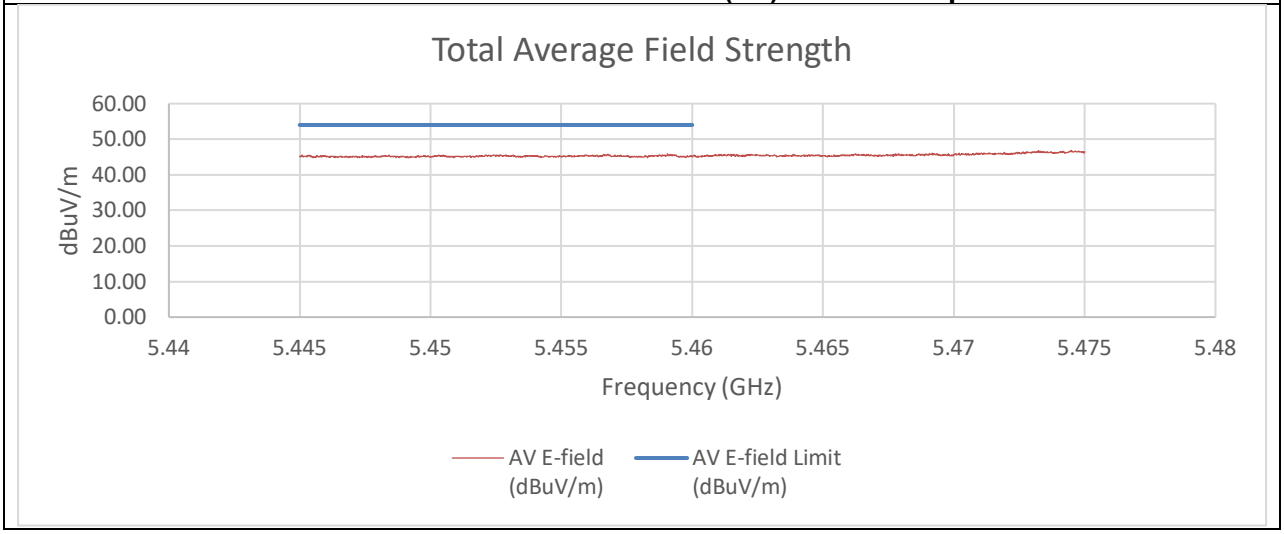

Summed Pk and Av Data at Restricted Band

Frequency (GHz)	PK Reading C1 (dBm)	PK Reading C2 (dBm)	PK EIRP (dBm)	PK E-field (dBuV/m)	PK E-field Limit (dBuV/m)	Margin (dB)
5.46	-41.50	-42.41	-28.61	66.65	74.00	-7.35
5.47	-44.12	-40.23	-28.43	66.82	68.20	-1.38
Frequency (GHz)	**AV Reading C1 (dBm)**	**AV Reading C2 (dBm)**	**AV EIRP (dBm)**	**AV E-field (dBuV/m)**	**AV E-field Limit (dBuV/m)**	**Margin (dB)**
5.46	-63.08	-63.97	-50.09	45.16	54.00	-8.84

An array gain of 10.31 dBi was used in the calculation of the summed data. Fast sweep was performed just to show that no other emissions existed outside of the frequencies observed by the slow sweep measurement.

UL LLC
12 Laboratory Drive, Research Triangle Park, NC 27709; USA TEL:(919)549-1400
This report shall not be reproduced except in full, without the written approval of UL LLC

2TX CHAIN 0 + CHAIN 1 MODE (Mid Gain) High BE 5570 MHz

SUMMED BANDEDGE DATA (Pk)

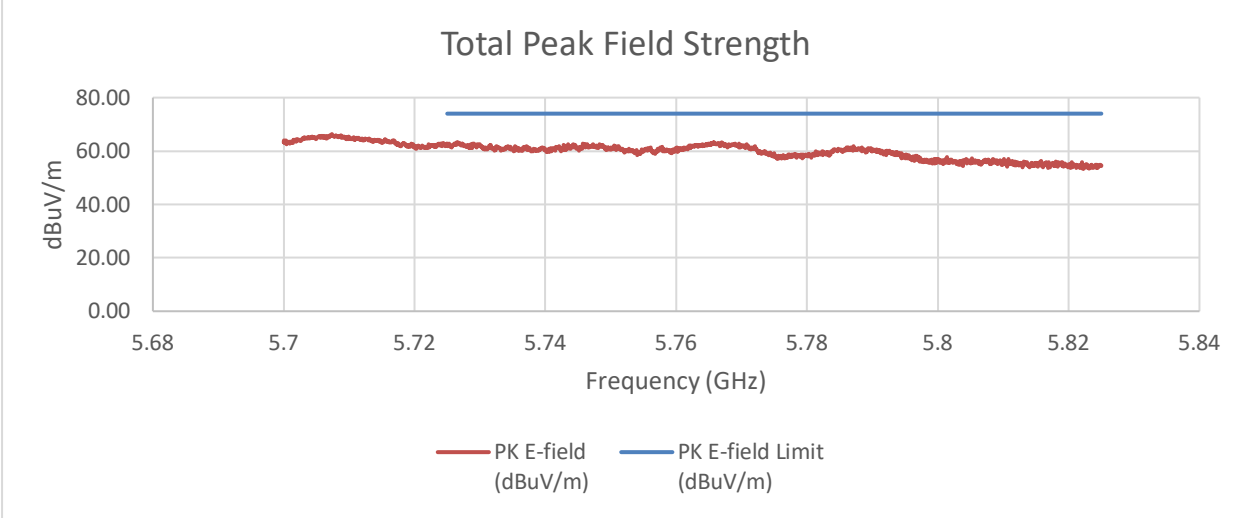

Summed Pk Data at Restricted Band

Frequency (GHz)	PK Reading C1 (dBm)	PK Reading C2 (dBm)	PK EIRP (dBm)	PK E-field (dBuV/m)	PK E-field Limit (dBuV/m)	Margin (dB)
5.725	-44.99	-47.93	-32.90	62.36	74.00	-11.64

An array gain of 10.31 dBi was used in the calculation of the summed data.

UL LLC
12 Laboratory Drive, Research Triangle Park, NC 27709; USA TEL:(919)549-1400
This report shall not be reproduced except in full, without the written approval of UL LLC

2TX CHAIN 0 + CHAIN 1 MODE (High Gain) Low BE 5570 MHz

PK MEASUREMENT

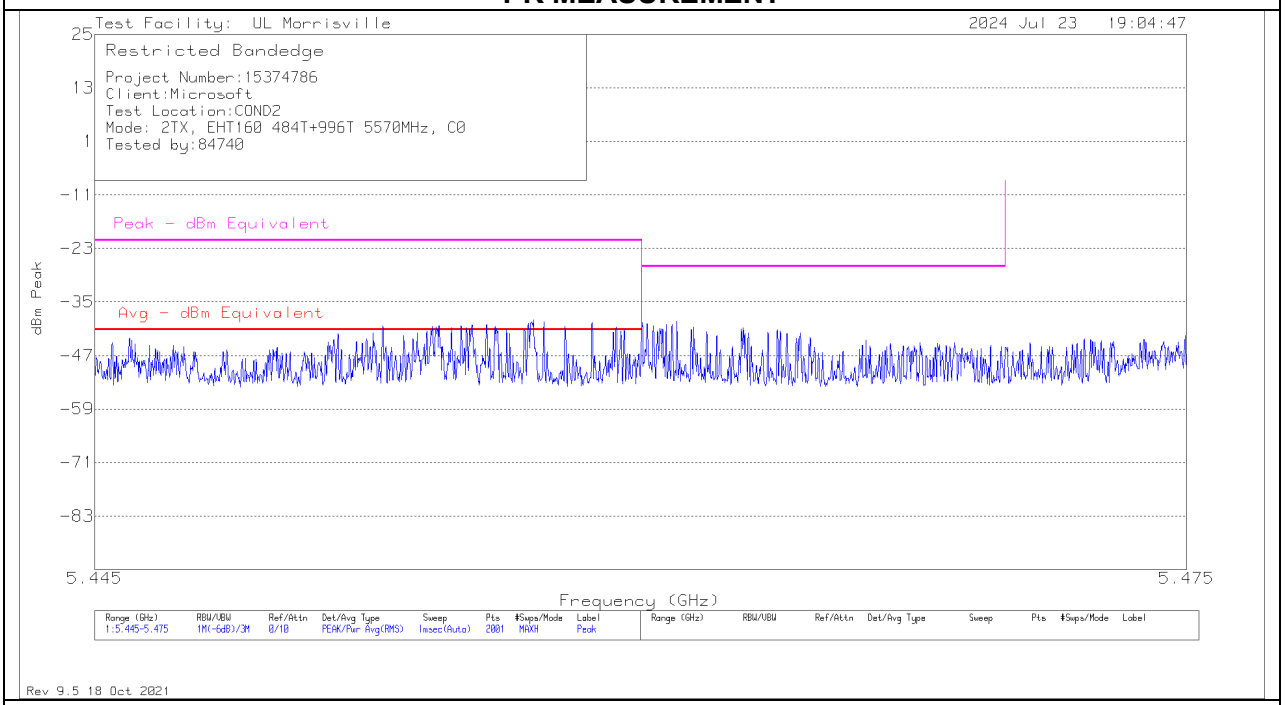

AVERAGE MEASUREMENT

UL LLC
12 Laboratory Drive, Research Triangle Park, NC 27709; USA TEL:(919)549-1400
This report shall not be reproduced except in full, without the written approval of UL LLC

SUMMED BANDEDGE DATA (Pk) Fast Method

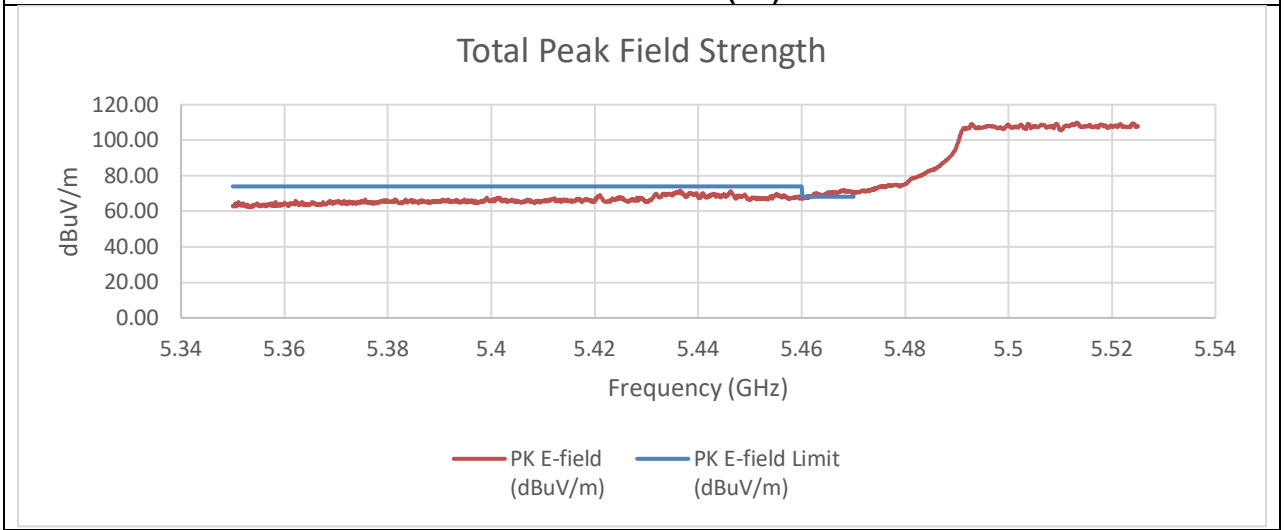

SUMMED BANDEDGE DATA (Av) Fast Method

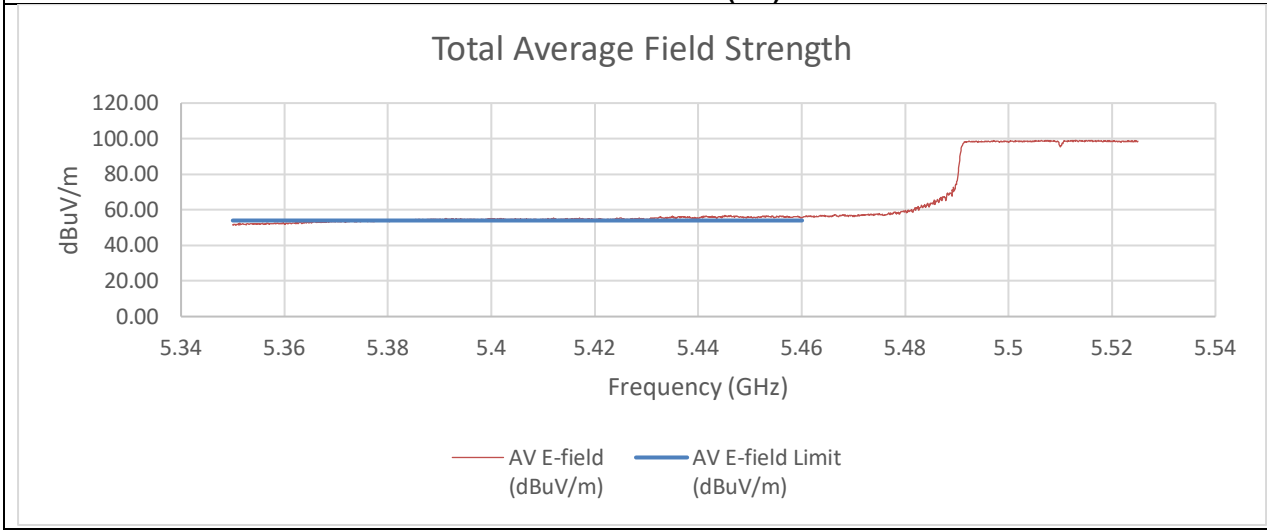

UL LLC
12 Laboratory Drive, Research Triangle Park, NC 27709; USA TEL:(919)549-1400

This report shall not be reproduced except in full, without the written approval of UL LLC

SUMMED BANDEDGE DATA (Pk) Slow Sweep

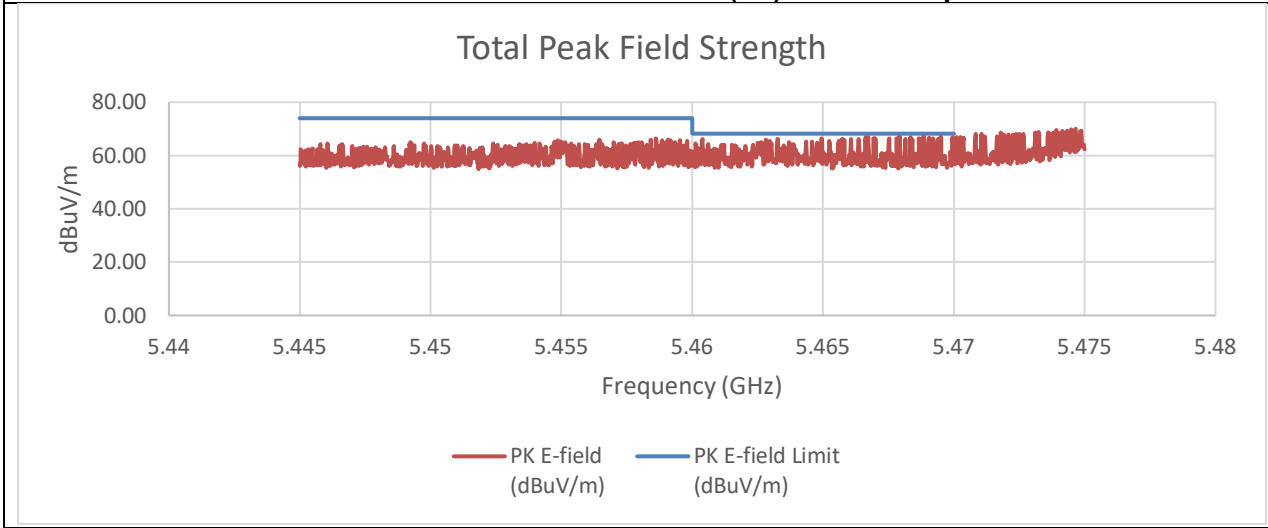

SUMMED BANDEDGE DATA (Av) Slow Sweep

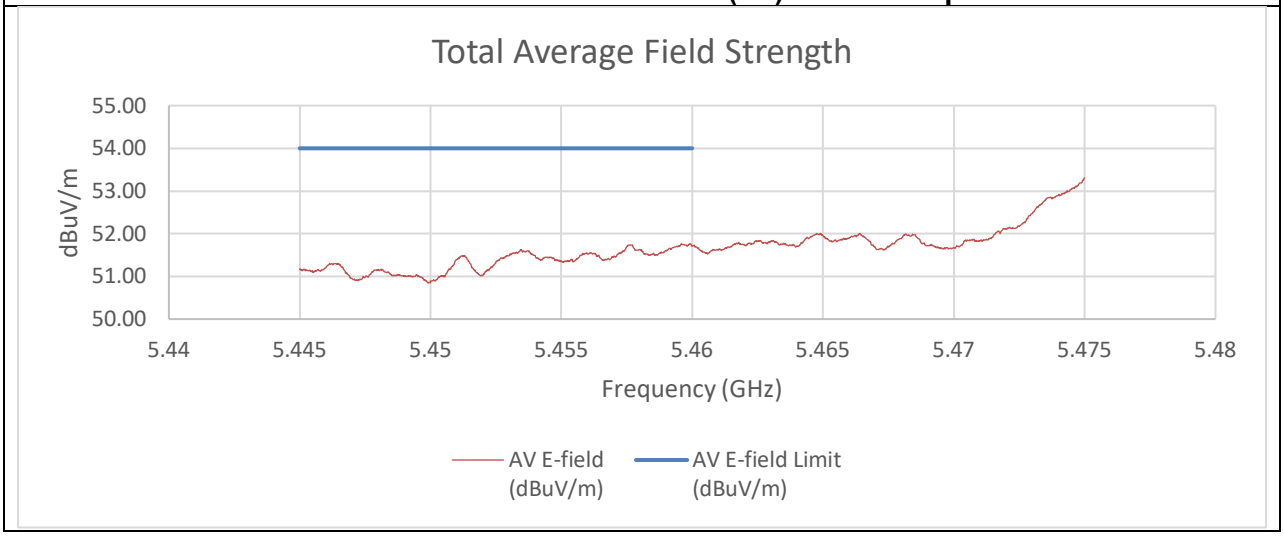

Summed Pk and Av Data at Restricted Band

Frequency (GHz)	PK Reading C1 (dBm)	PK Reading C2 (dBm)	PK EIRP (dBm)	PK E-field (dBuV/m)	PK E-field Limit (dBuV/m)	Margin (dB)
5.46	-52.50	-49.12	-35.81	59.45	74.00	-14.55
5.47	-53.19	-50.69	-37.08	58.18	68.20	-10.02
Frequency (GHz)	**AV Reading C1 (dBm)**	**AV Reading C2 (dBm)**	**AV EIRP (dBm)**	**AV E-field (dBuV/m)**	**AV E-field Limit (dBuV/m)**	**Margin (dB)**
5.46	-59.11	-57.63	-43.54	51.72	54.00	-2.28

An array gain of 11.67 dBi and a duty cycle correction factor of 0.09 dBm was used in the calculation of the summed data. Fast sweep was performed just to show that no other emissions existed outside of the frequencies observed by the slow sweep measurement.

UL LLC
12 Laboratory Drive, Research Triangle Park, NC 27709; USA TEL:(919)549-1400
This report shall not be reproduced except in full, without the written approval of UL LLC

2TX CHAIN 0 + CHAIN 1 MODE (High Gain) High BE 5570 MHz

PK MEASUREMENT

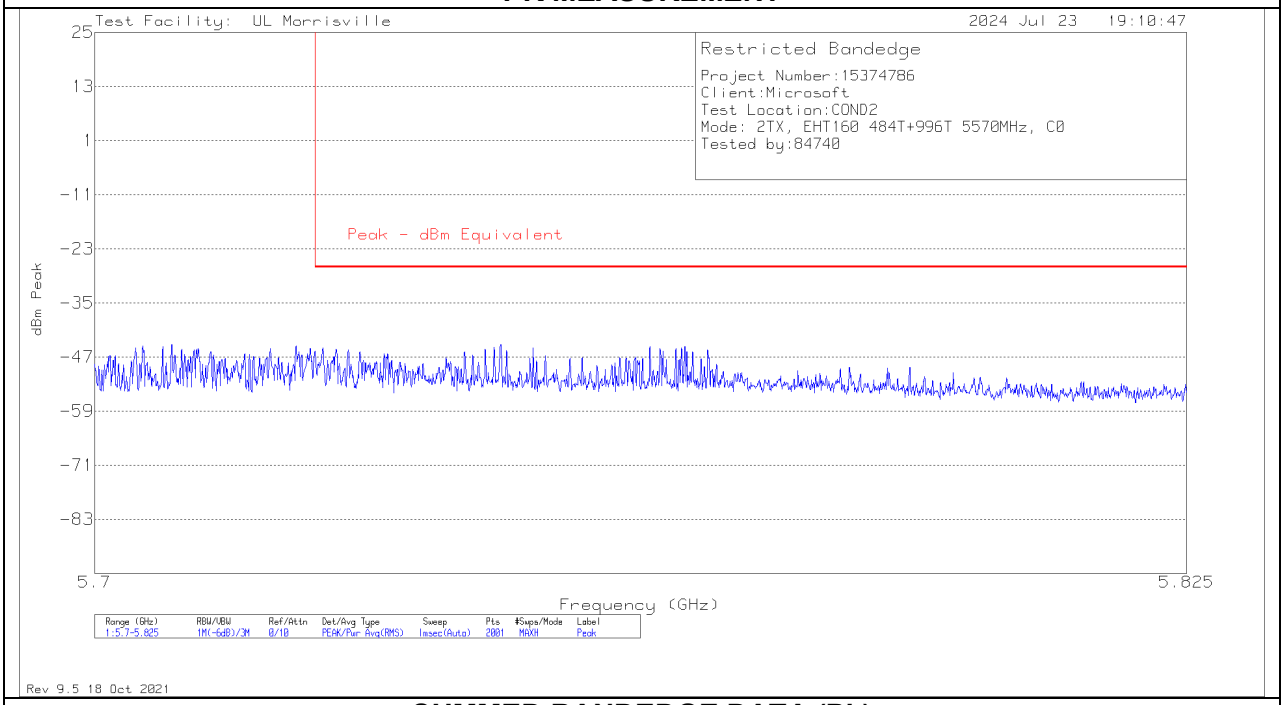

SUMMED BANDEDGE DATA (Pk)

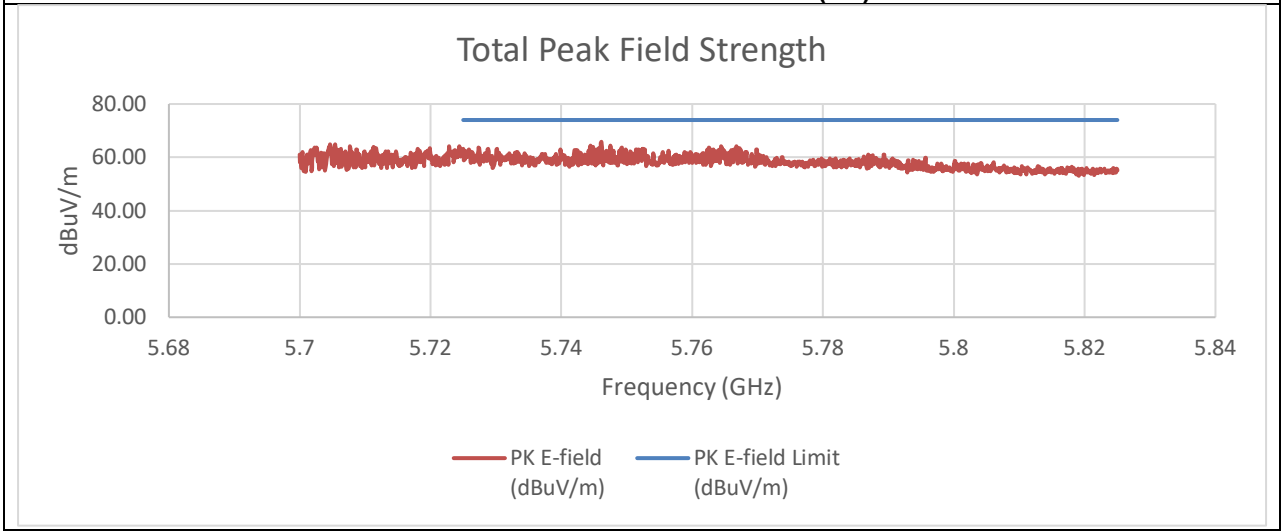

Summed Pk Data at Restricted Band

Frequency (GHz)	PK Reading C1 (dBm)	PK Reading C2 (dBm)	PK EIRP (dBm)	PK E-field (dBuV/m)	PK E-field Limit (dBuV/m)	Margin (dB)
5.725	-45.74	-48.20	-32.12	63.14	74.00	-10.86

An array gain of 11.67 dBi was used in the calculation of the summed data.

UL LLC
12 Laboratory Drive, Research Triangle Park, NC 27709; USA TEL:(919)549-1400
This report shall not be reproduced except in full, without the written approval of UL LLC

TX ABOVE 1 GHz 802.11be EHT160 996T+484T (N) MODE IN THE 5.6 GHz BAND

2TX CHAIN 0 + CHAIN 1 MODE (Low Gain) Low BE 5570 MHz

SUMMED BANDEDGE DATA (Pk) Fast Method

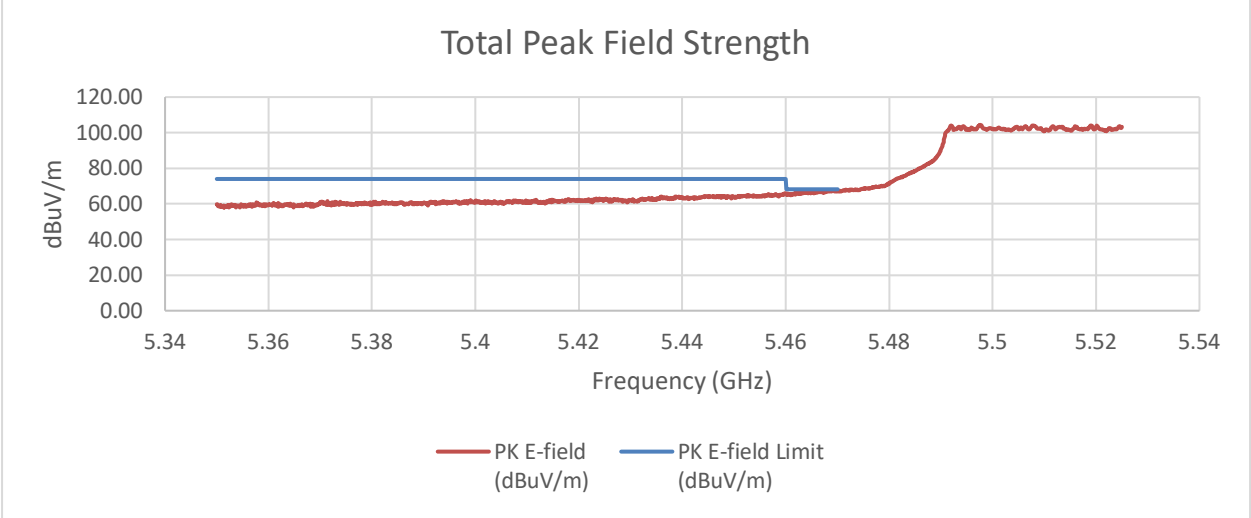

SUMMED BANDEDGE DATA (Av) Fast Method

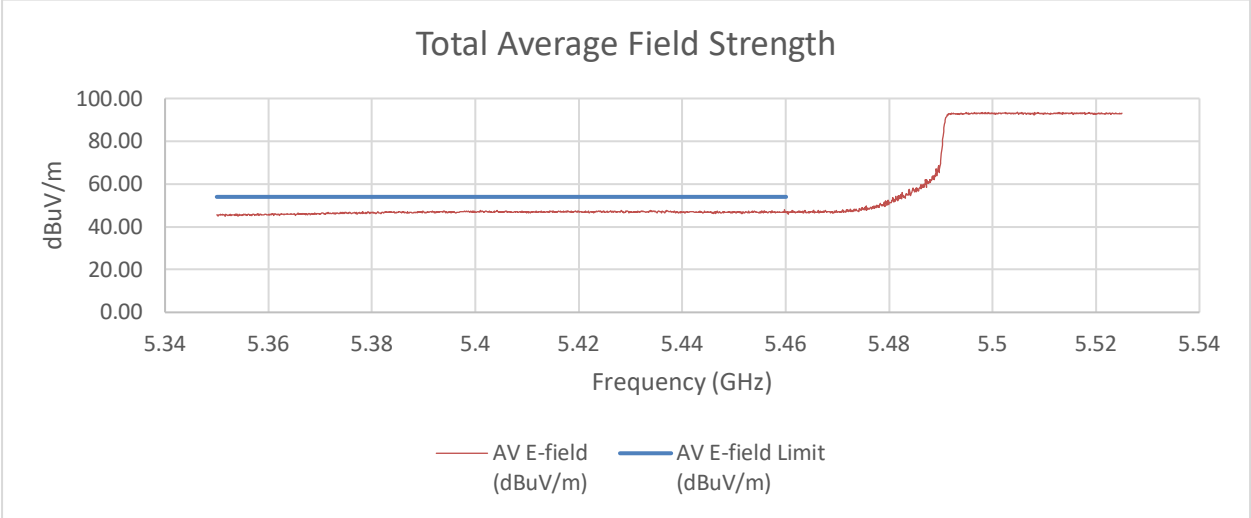

UL LLC
12 Laboratory Drive, Research Triangle Park, NC 27709; USA TEL:(919)549-1400

This report shall not be reproduced except in full, without the written approval of UL LLC

SUMMED BANDEDGE DATA (Pk) Slow Sweep

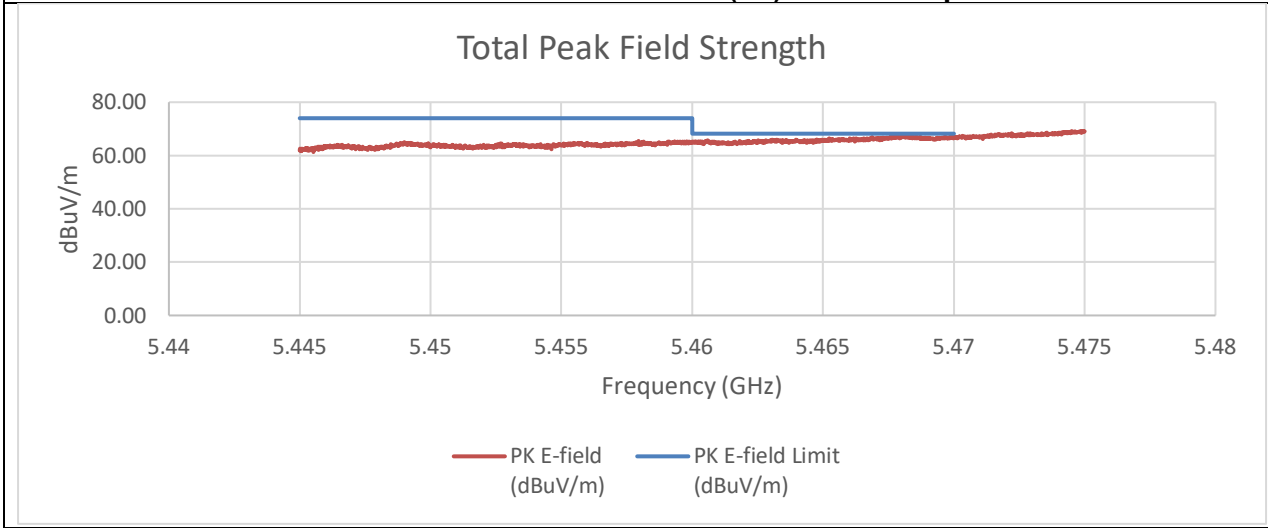

SUMMED BANDEDGE DATA (Av) Slow Sweep

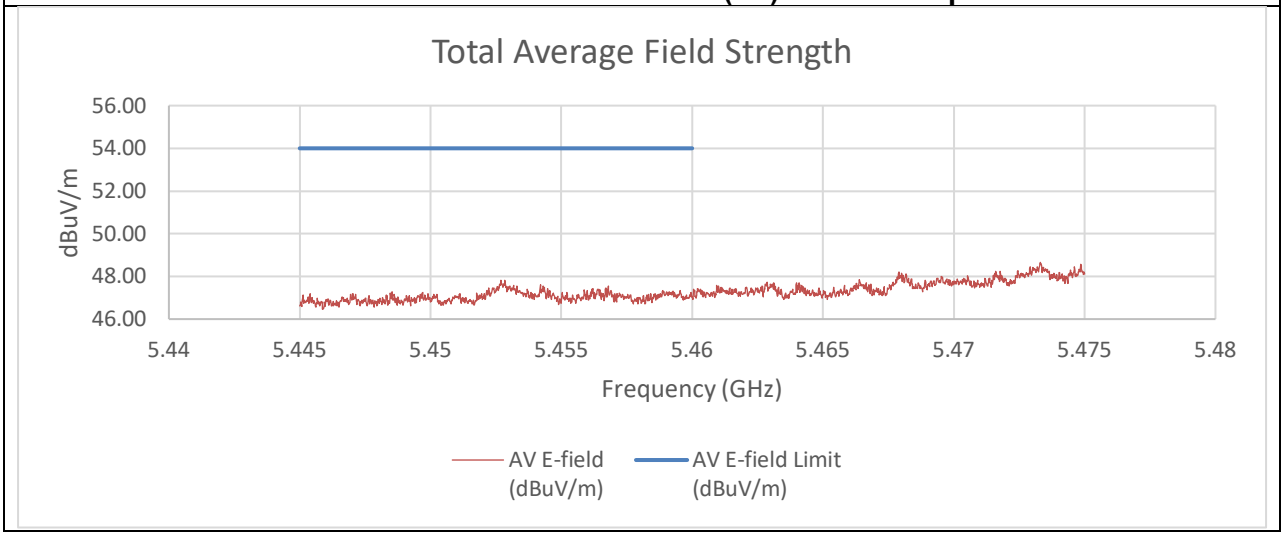

Summed Pk and Av Data at Restricted Band

Frequency (GHz)	PK Reading C1 (dBm)	PK Reading C2 (dBm)	PK EIRP (dBm)	PK E-field (dBuV/m)	PK E-field Limit (dBuV/m)	Margin (dB)
5.46	-42.83	-40.37	-30.21	65.05	74.00	-8.95
5.47	-42.31	-38.28	-28.62	66.63	68.20	-1.57
Frequency (GHz)	**AV Reading C1 (dBm)**	**AV Reading C2 (dBm)**	**AV EIRP (dBm)**	**AV E-field (dBuV/m)**	**AV E-field Limit (dBuV/m)**	**Margin (dB)**
5.46	-58.46	-60.97	-48.23	47.03	54.00	-6.97

An array gain of 8.21 dBi and a duty cycle correction factor of 0.09 dBm was used in the calculation of the summed data. Fast sweep was performed just to show that no other emissions existed outside of the frequencies observed by the slow sweep measurement.

UL LLC
12 Laboratory Drive, Research Triangle Park, NC 27709; USA TEL:(919)549-1400
This report shall not be reproduced except in full, without the written approval of UL LLC

2TX CHAIN 0 + CHAIN 1 MODE (Low Gain) High BE 5570 MHz

SUMMED BANDEDGE DATA (Pk)

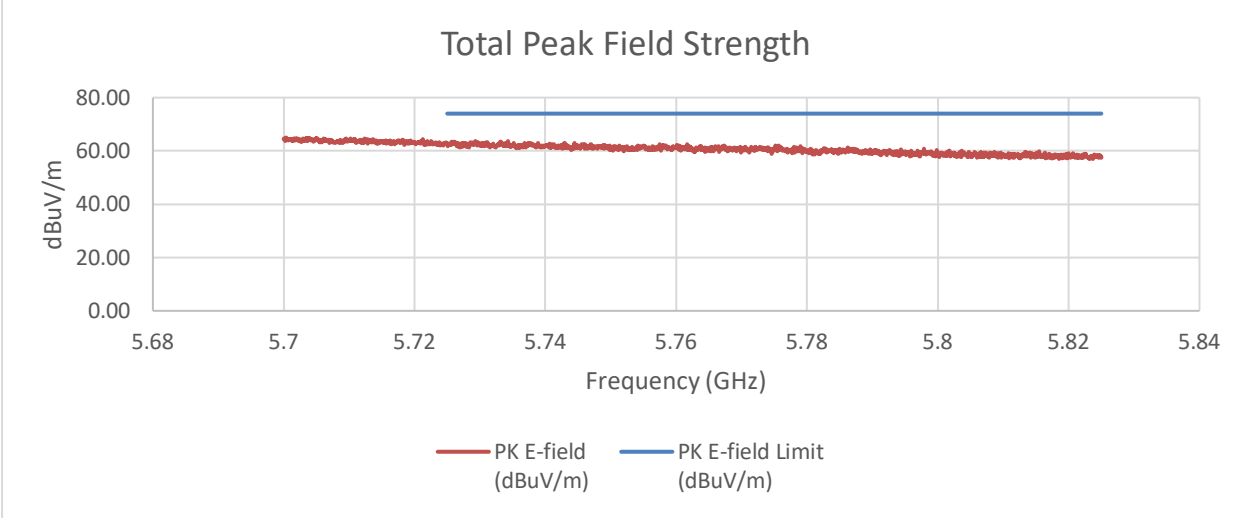

Summed Pk Data at Restricted Band

Frequency (GHz)	PK Reading C1 (dBm)	PK Reading C2 (dBm)	PK EIRP (dBm)	PK E-field (dBuV/m)	PK E-field Limit (dBuV/m)	Margin (dB)
5.725	-42.63	-46.50	-32.93	62.33	74.00	-11.67

An array gain of 8.21 dBi was used in the calculation of the summed data.

UL LLC
12 Laboratory Drive, Research Triangle Park, NC 27709; USA TEL:(919)549-1400
This report shall not be reproduced except in full, without the written approval of UL LLC

2TX CHAIN 0 + CHAIN 1 MODE (Mid Gain) Low BE 5570 MHz

SUMMED BANDEDGE DATA (Pk) Fast Method

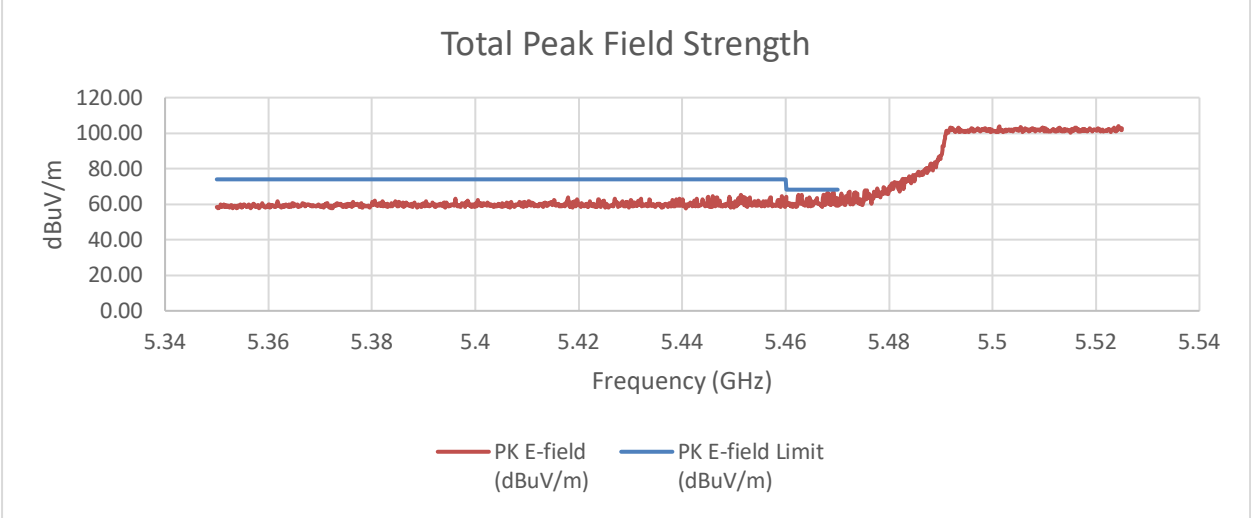

SUMMED BANDEDGE DATA (Av) Fast Method

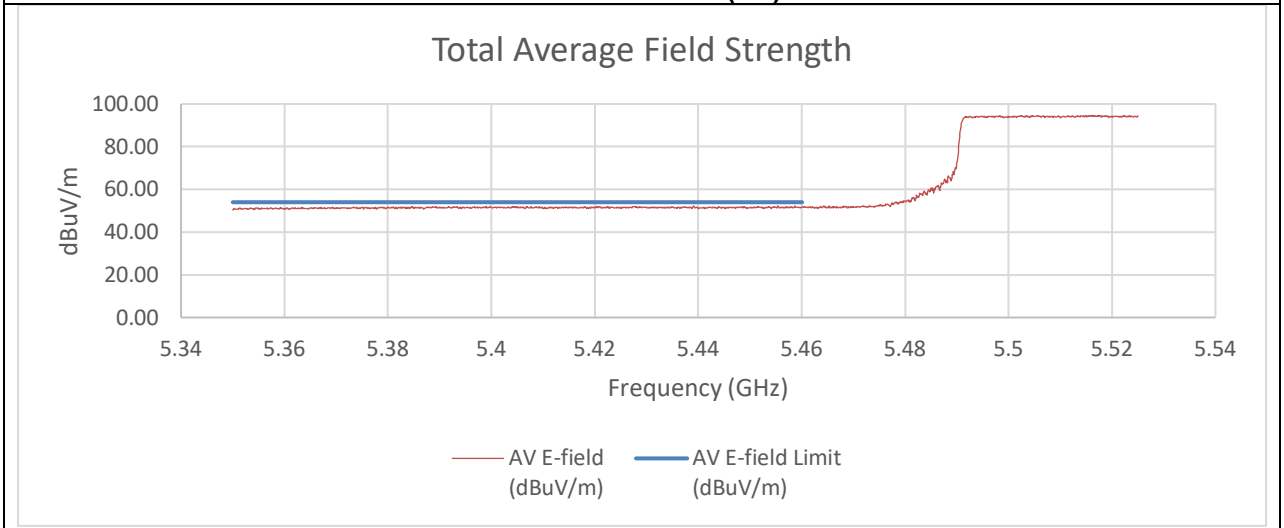

UL LLC
12 Laboratory Drive, Research Triangle Park, NC 27709; USA TEL:(919)549-1400
This report shall not be reproduced except in full, without the written approval of UL LLC

SUMMED BANDEDGE DATA (Pk) Slow Sweep

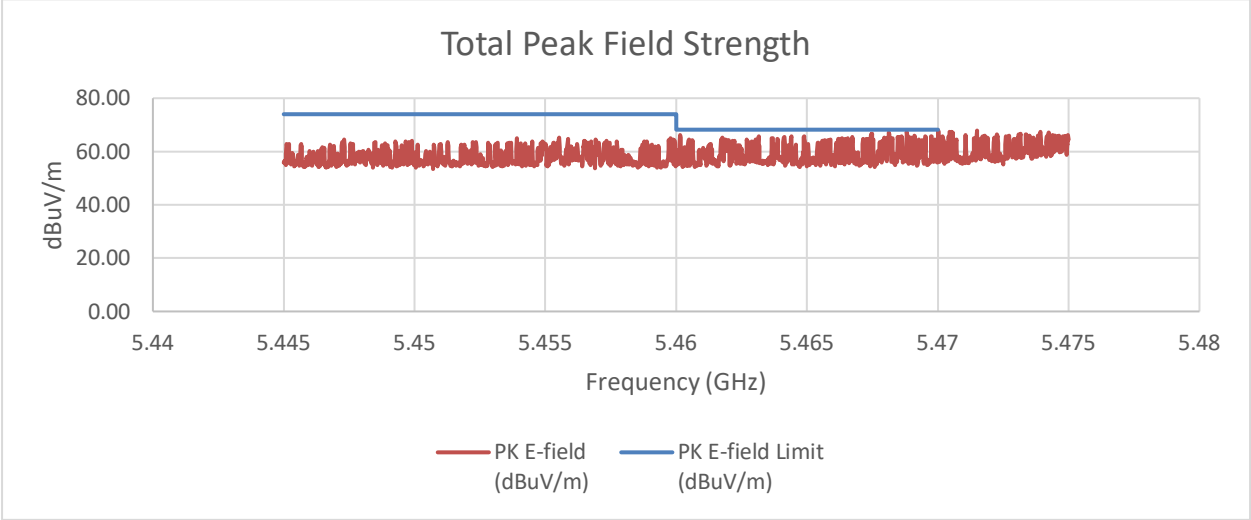

SUMMED BANDEDGE DATA (Av) Slow Sweep

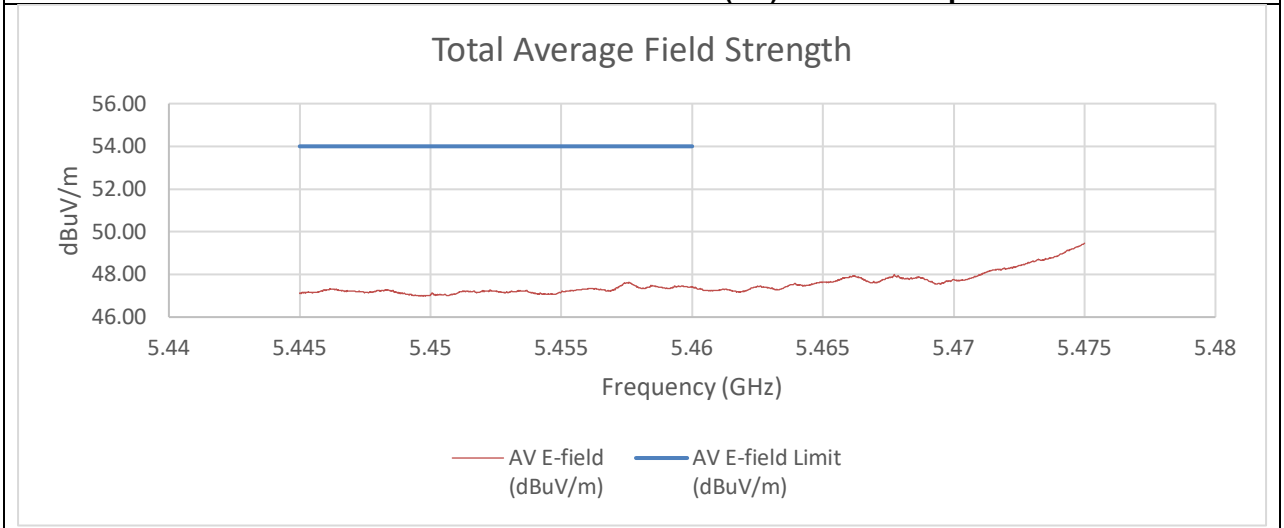

Summed Pk and Av Data at Restricted Band

Frequency (GHz)	PK Reading C1 (dBm)	PK Reading C2 (dBm)	PK EIRP (dBm)	PK E-field (dBuV/m)	PK E-field Limit (dBuV/m)	Margin (dB)
5.46	-53.34	-53.03	-39.86	55.40	74.00	-18.60
5.47	-53.56	-51.93	-39.35	55.91	68.20	-12.29
Frequency (GHz)	**AV Reading C1 (dBm)**	**AV Reading C2 (dBm)**	**AV EIRP (dBm)**	**AV E-field (dBuV/m)**	**AV E-field Limit (dBuV/m)**	**Margin (dB)**
5.46	-61.16	-61.32	-47.83	47.43	54.00	-6.57

An array gain of 10.31 dBi was used in the calculation of the summed data. Fast sweep was performed just to show that no other emissions existed outside of the frequencies observed by the slow sweep measurement.

UL LLC
12 Laboratory Drive, Research Triangle Park, NC 27709; USA TEL:(919)549-1400
This report shall not be reproduced except in full, without the written approval of UL LLC

2TX CHAIN 0 + CHAIN 1 MODE (Mid Gain) High BE 5570 MHz

SUMMED BANDEDGE DATA (Pk)

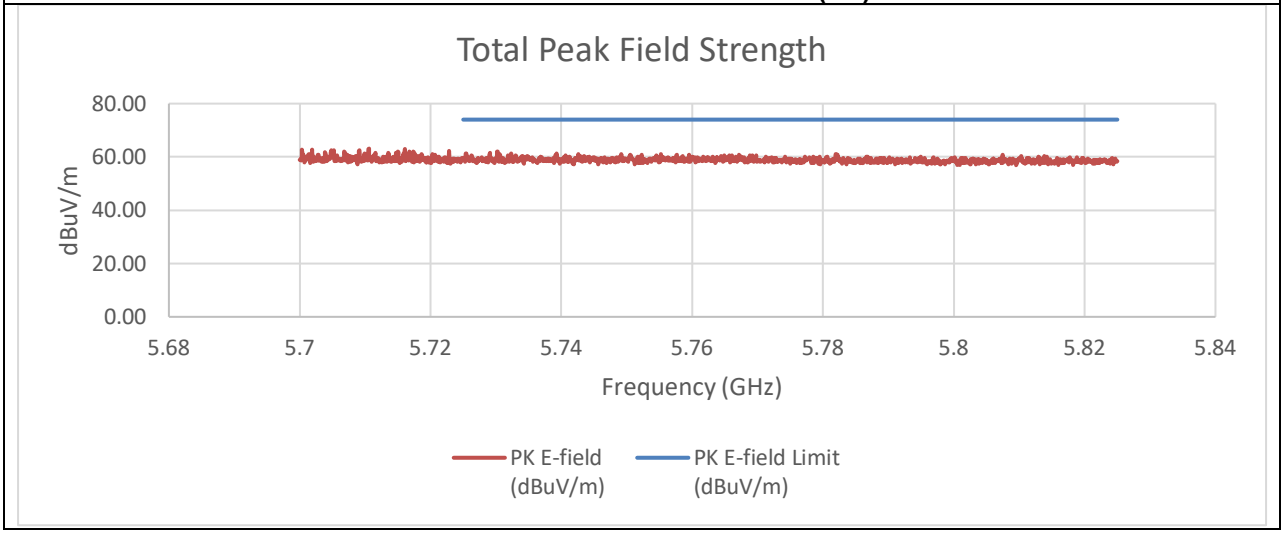

Summed Pk Data at Restricted Band

Frequency (GHz)	PK Reading C1 (dBm)	PK Reading C2 (dBm)	PK EIRP (dBm)	PK E-field (dBuV/m)	PK E-field Limit (dBuV/m)	Margin (dB)
5.725	-48.62	-50.01	-35.94	59.32	74.00	-14.68

An array gain of 10.31 dBi was used in the calculation of the summed data.

UL LLC
12 Laboratory Drive, Research Triangle Park, NC 27709; USA TEL:(919)549-1400
This report shall not be reproduced except in full, without the written approval of UL LLC

2TX CHAIN 0 + CHAIN 1 MODE (High Gain) Low BE 5570 MHz

PK MEASUREMENT

AVERAGE MEASUREMENT

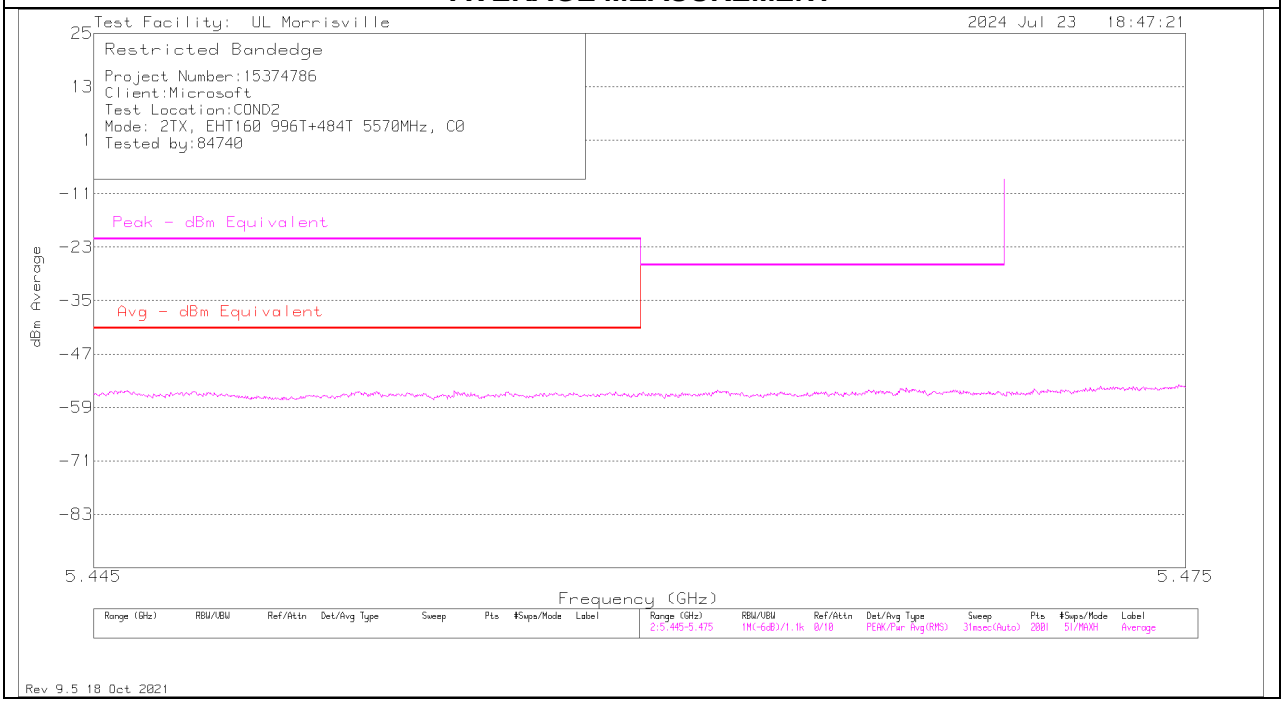

UL LLC
12 Laboratory Drive, Research Triangle Park, NC 27709; USA TEL:(919)549-1400
This report shall not be reproduced except in full, without the written approval of UL LLC

SUMMED BANDEDGE DATA (Pk) Fast Method

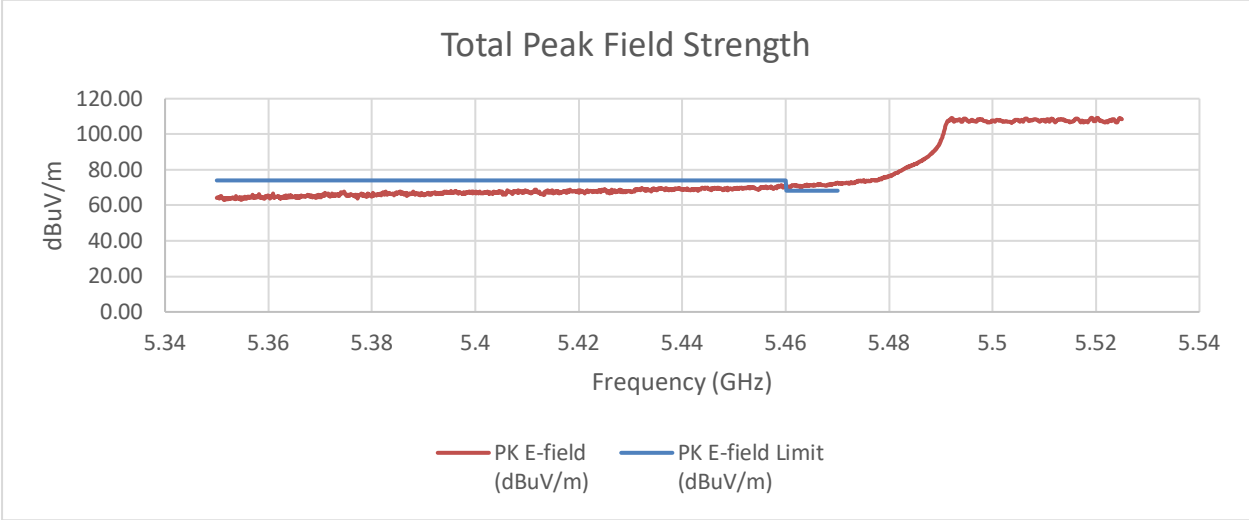

SUMMED BANDEDGE DATA (Av) Fast Method

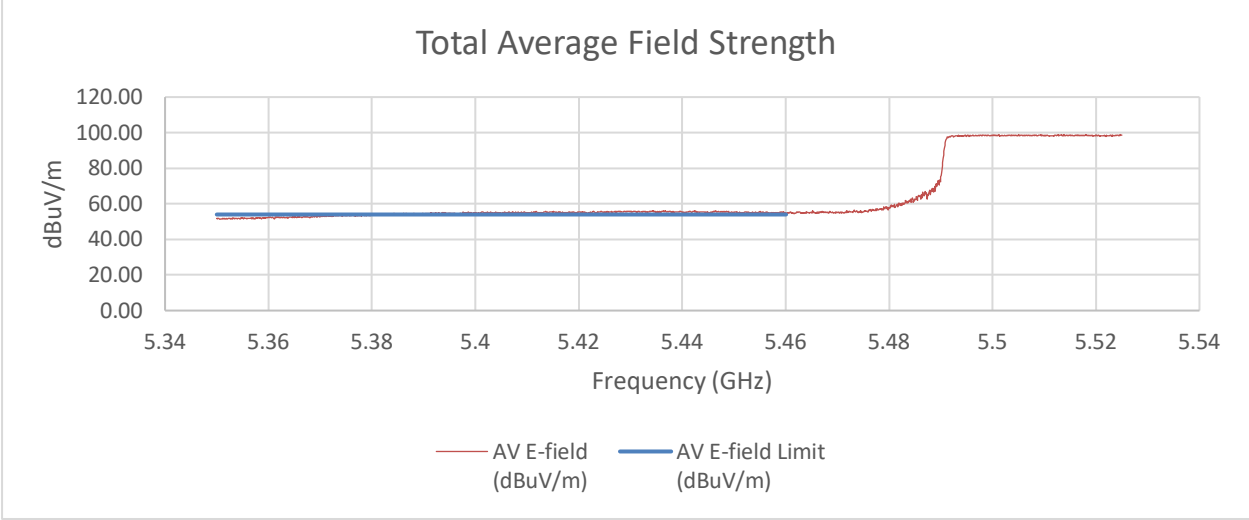

UL LLC
12 Laboratory Drive, Research Triangle Park, NC 27709; USA TEL:(919)549-1400

This report shall not be reproduced except in full, without the written approval of UL LLC

SUMMED BANDEDGE DATA (Pk) Slow Sweep

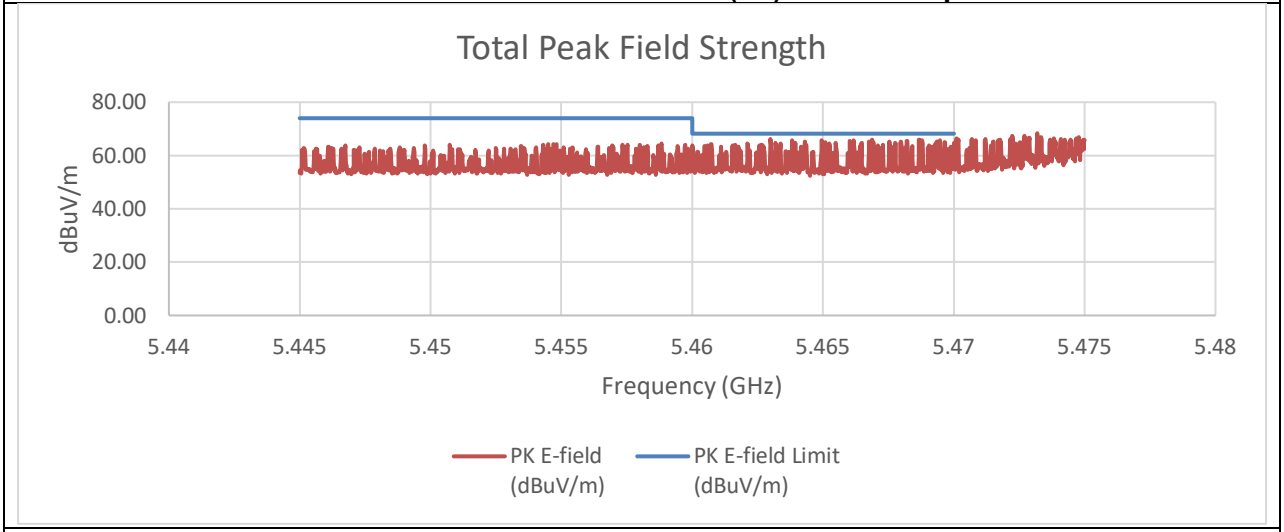

SUMMED BANDEDGE DATA (Av) Slow Sweep

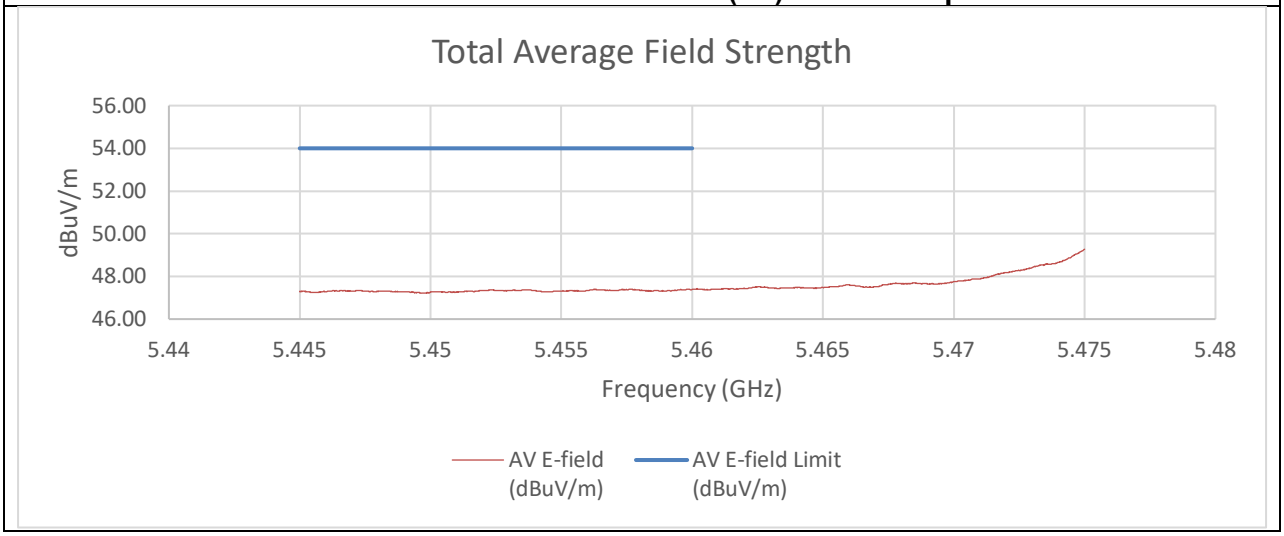

Summed Pk and Av Data at Restricted Band

Frequency (GHz)	PK Reading C1 (dBm)	PK Reading C2 (dBm)	PK EIRP (dBm)	PK E-field (dBuV/m)	PK E-field Limit (dBuV/m)	Margin (dB)
5.46	-44.99	-55.18	-32.92	62.33	74.00	-11.67
5.47	-54.00	-54.57	-39.60	55.66	68.20	-12.54
Frequency (GHz)	**AV Reading C1 (dBm)**	**AV Reading C2 (dBm)**	**AV EIRP (dBm)**	**AV E-field (dBuV/m)**	**AV E-field Limit (dBuV/m)**	**Margin (dB)**
5.46	-62.84	-62.44	-47.87	47.39	54.00	-6.61

An array gain of 11.67 dBi and a duty cycle correction factor of 0.09 dBm was used in the calculation of the summed data. Fast sweep was performed just to show that no other emissions existed outside of the frequencies observed by the slow sweep measurement.

UL LLC
12 Laboratory Drive, Research Triangle Park, NC 27709; USA TEL:(919)549-1400
This report shall not be reproduced except in full, without the written approval of UL LLC

2TX CHAIN 0 + CHAIN 1 MODE (High Gain) High BE 5570 MHz

PK MEASUREMENT

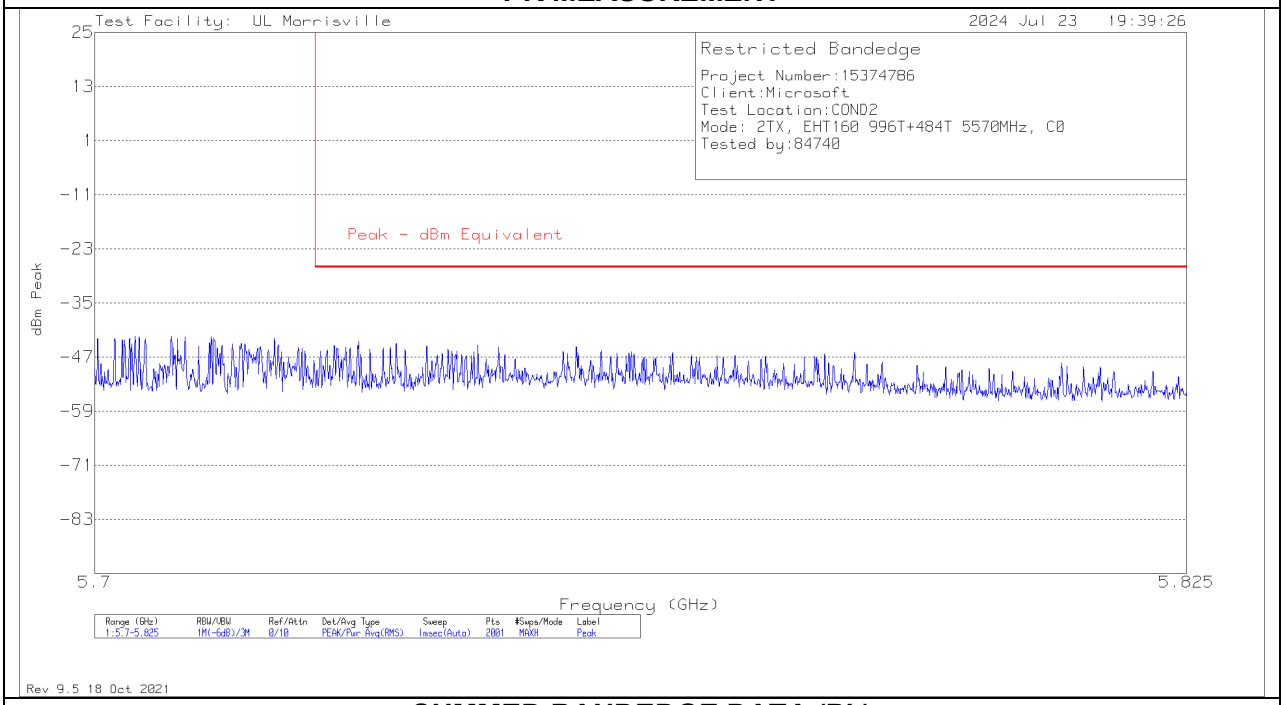

SUMMED BANDEDGE DATA (Pk)

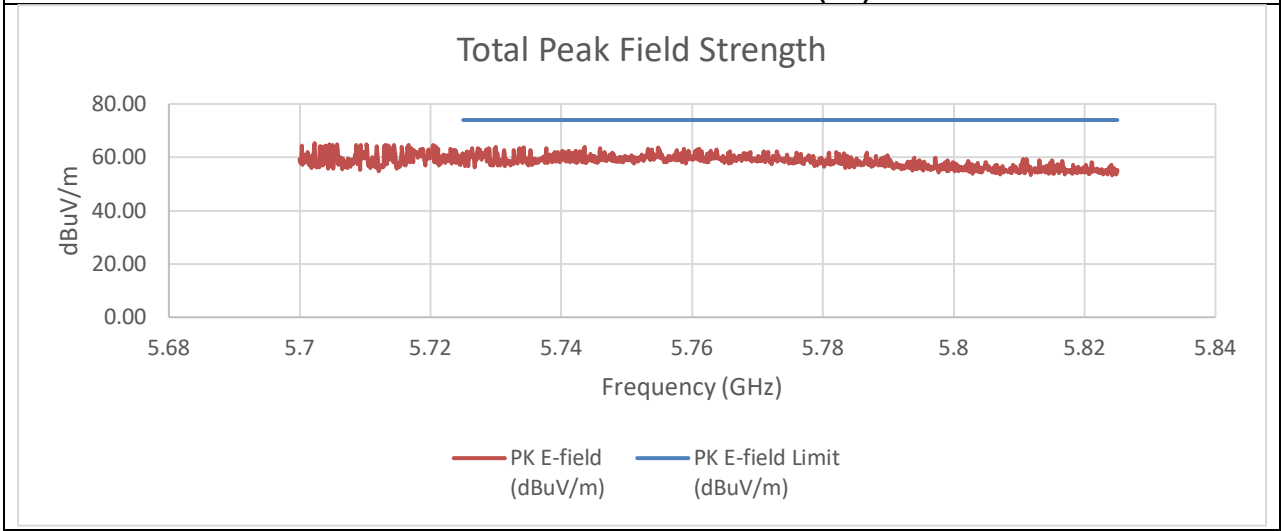

Summed Pk Data at Restricted Band

Frequency (GHz)	PK Reading C1 (dBm)	PK Reading C2 (dBm)	PK EIRP (dBm)	PK E-field (dBuV/m)	PK E-field Limit (dBuV/m)	Margin (dB)
5.725	-52.38	-50.08	-36.40	58.86	74.00	-15.14

An array gain of 11.67 dBi was used in the calculation of the summed data.

UL LLC
12 Laboratory Drive, Research Triangle Park, NC 27709; USA TEL:(919)549-1400
This report shall not be reproduced except in full, without the written approval of UL LLC

TX ABOVE 1 GHz 802.11be EHT160 996T+484T+242T (C) PUNCTURE MODE IN THE 5.6 GHz BAND

2TX CHAIN 0 + CHAIN 1 MODE (Low Gain) Low BE 5570 MHz

SUMMED BANDEDGE DATA (Pk) Fast Method

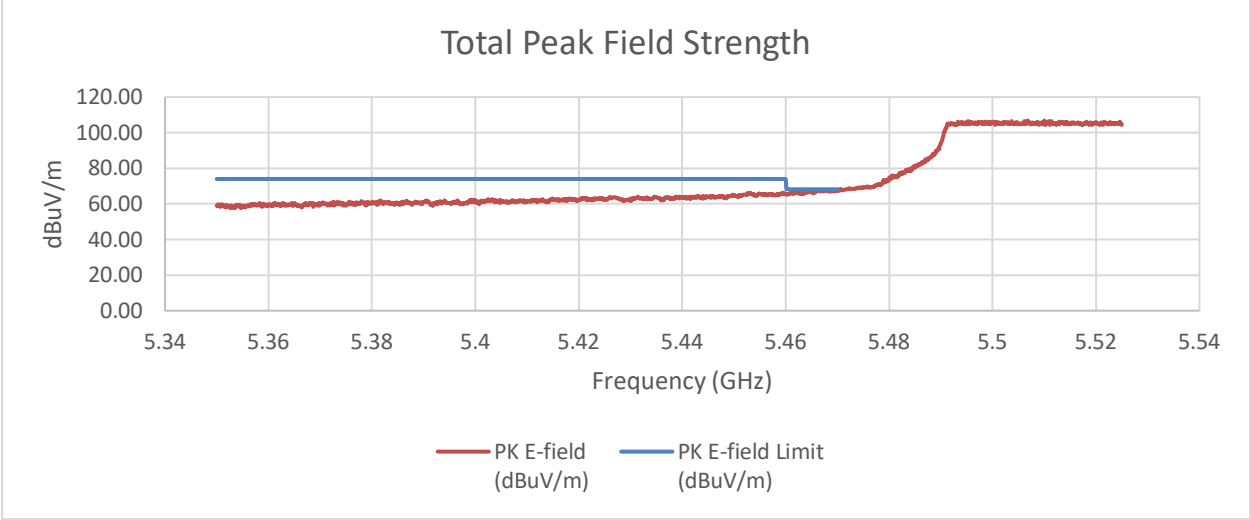

SUMMED BANDEDGE DATA (Av) Fast Method

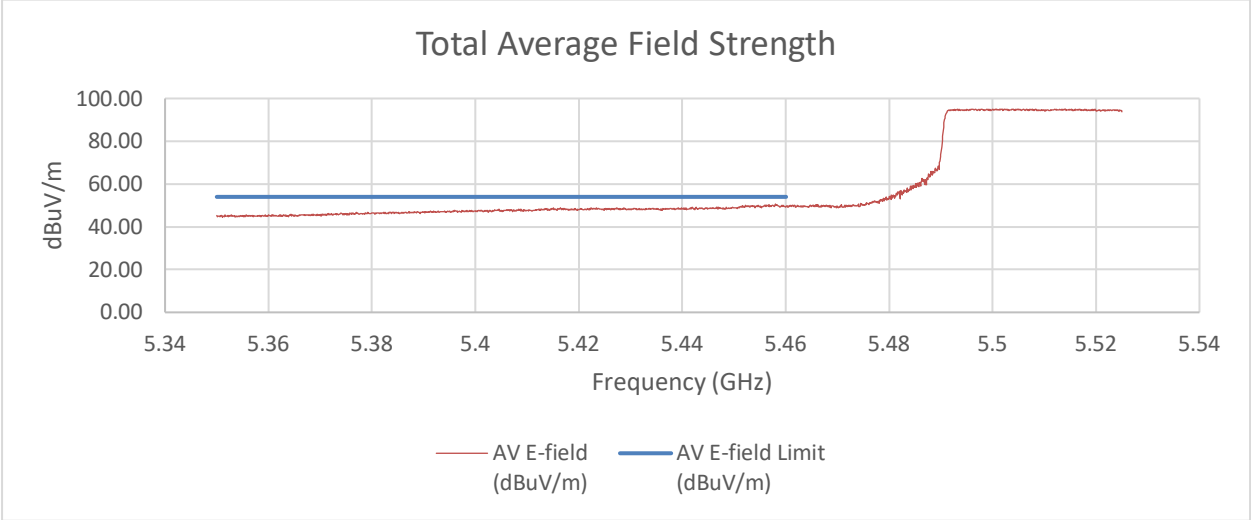

UL LLC
12 Laboratory Drive, Research Triangle Park, NC 27709; USA TEL:(919)549-1400

This report shall not be reproduced except in full, without the written approval of UL LLC

SUMMED BANDEDGE DATA (Pk) Slow Sweep

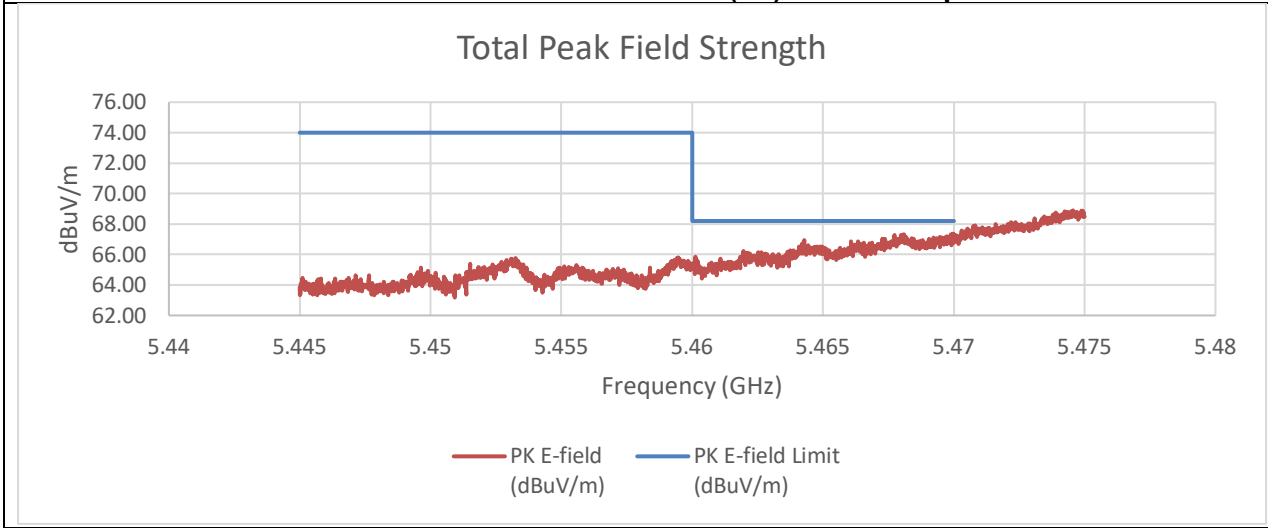

SUMMED BANDEDGE DATA (Av) Slow Sweep

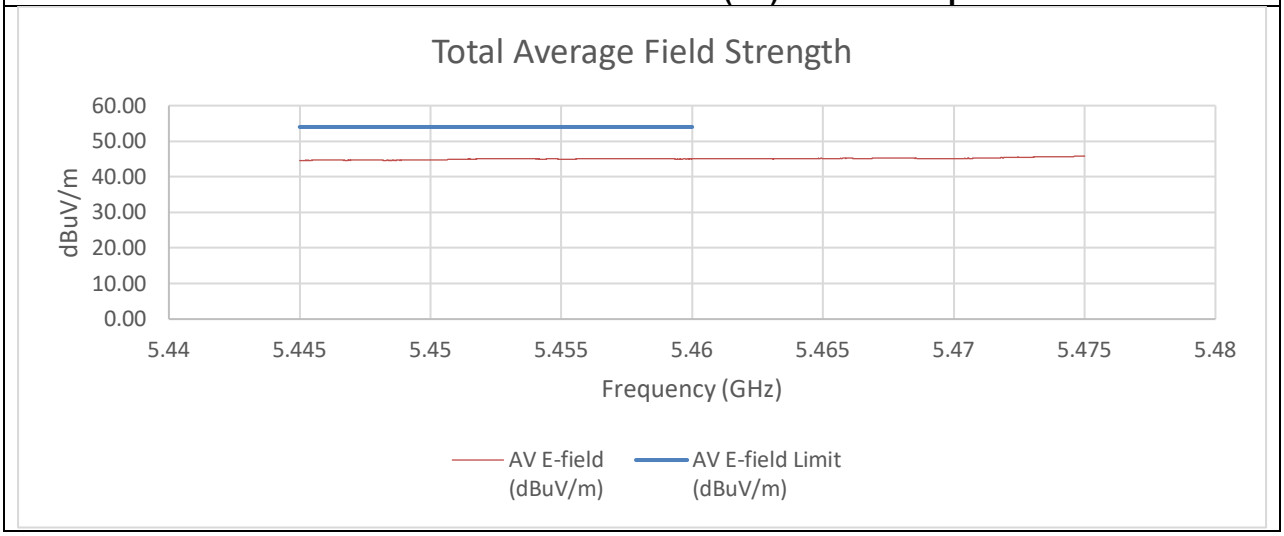

Summed Pk and Av Data at Restricted Band

Frequency (GHz)	PK Reading C1 (dBm)	PK Reading C2 (dBm)	PK EIRP (dBm)	PK E-field (dBuV/m)	PK E-field Limit (dBuV/m)	Margin (dB)
5.46	-40.82	-42.17	-30.22	65.04	74.00	-8.96
5.47	-38.04	-40.52	-27.89	67.37	68.20	-0.83
Frequency (GHz)	**AV Reading C1 (dBm)**	**AV Reading C2 (dBm)**	**AV EIRP (dBm)**	**AV E-field (dBuV/m)**	**AV E-field Limit (dBuV/m)**	**Margin (dB)**
5.46	-60.86	-62.27	-50.27	44.99	54.00	-9.01

An array gain of 8.21 dBi was used in the calculation of the summed data. Fast sweep was performed just to show that no other emissions existed outside of the frequencies observed by the slow sweep measurement.

UL LLC
12 Laboratory Drive, Research Triangle Park, NC 27709; USA TEL:(919)549-1400
This report shall not be reproduced except in full, without the written approval of UL LLC

2TX CHAIN 0 + CHAIN 1 MODE (Low Gain) High BE 5570 MHz

SUMMED BANDEDGE DATA (Pk)

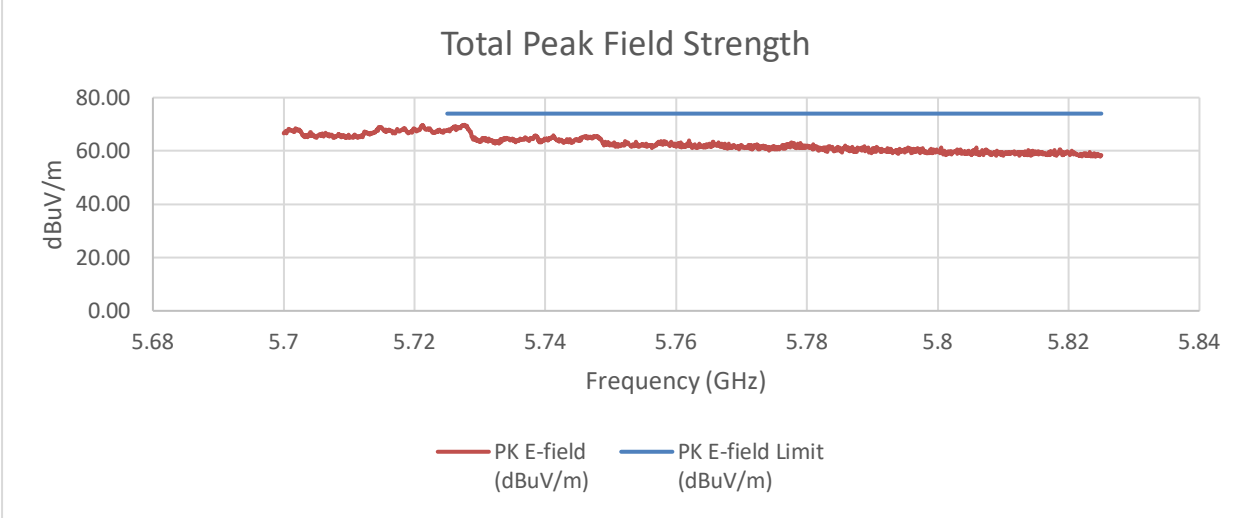

Summed Pk Data at Restricted Band

Frequency (GHz)	PK Reading C1 (dBm)	PK Reading C2 (dBm)	PK EIRP (dBm)	PK E-field (dBuV/m)	PK E-field Limit (dBuV/m)	Margin (dB)
5.725	-40.22	-37.48	-27.42	67.84	74.00	-6.16

An array gain of 8.21 dBi was used in the calculation of the summed data.

UL LLC
12 Laboratory Drive, Research Triangle Park, NC 27709; USA TEL:(919)549-1400
This report shall not be reproduced except in full, without the written approval of UL LLC

2TX CHAIN 0 + CHAIN 1 MODE (Mid Gain) Low BE 5570 MHz

SUMMED BANDEDGE DATA (Pk) Fast Method

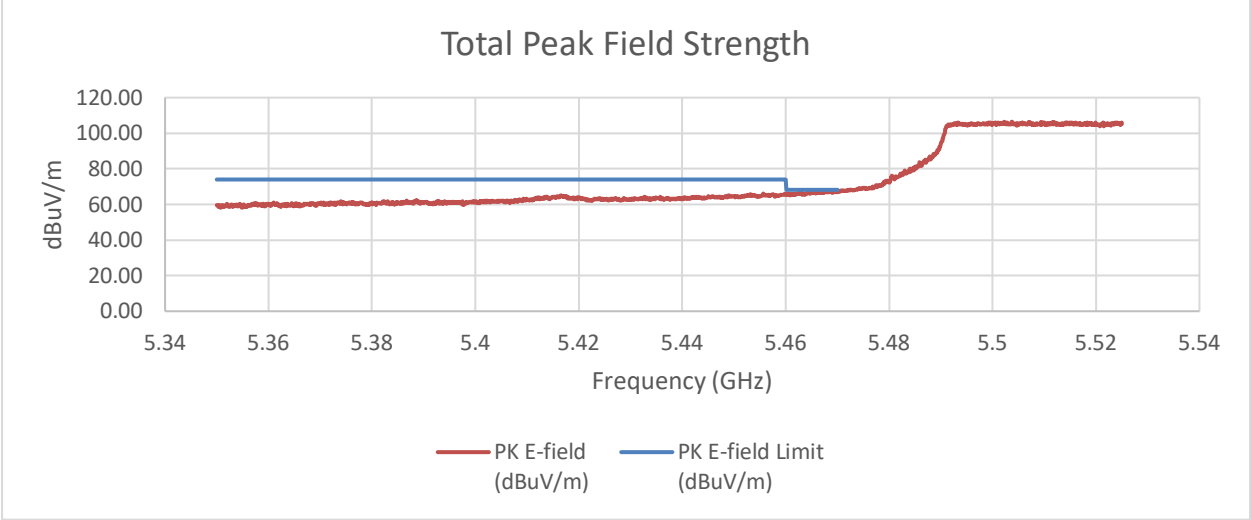

SUMMED BANDEDGE DATA (Av) Fast Method

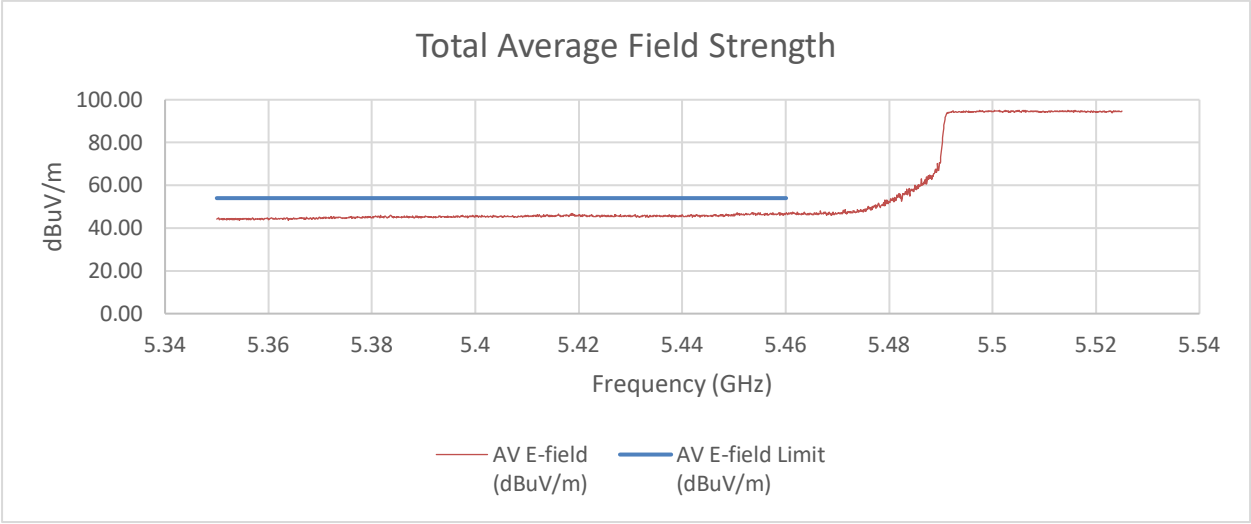

UL LLC
12 Laboratory Drive, Research Triangle Park, NC 27709; USA TEL:(919)549-1400
This report shall not be reproduced except in full, without the written approval of UL LLC

SUMMED BANDEDGE DATA (Pk) Slow Sweep

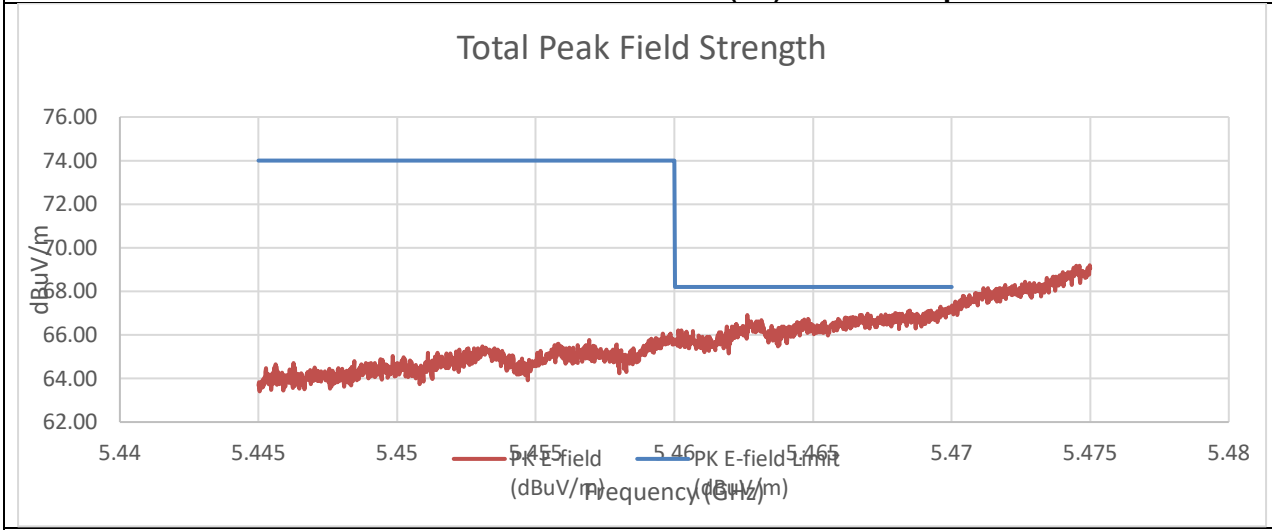

SUMMED BANDEDGE DATA (Av) Slow Sweep

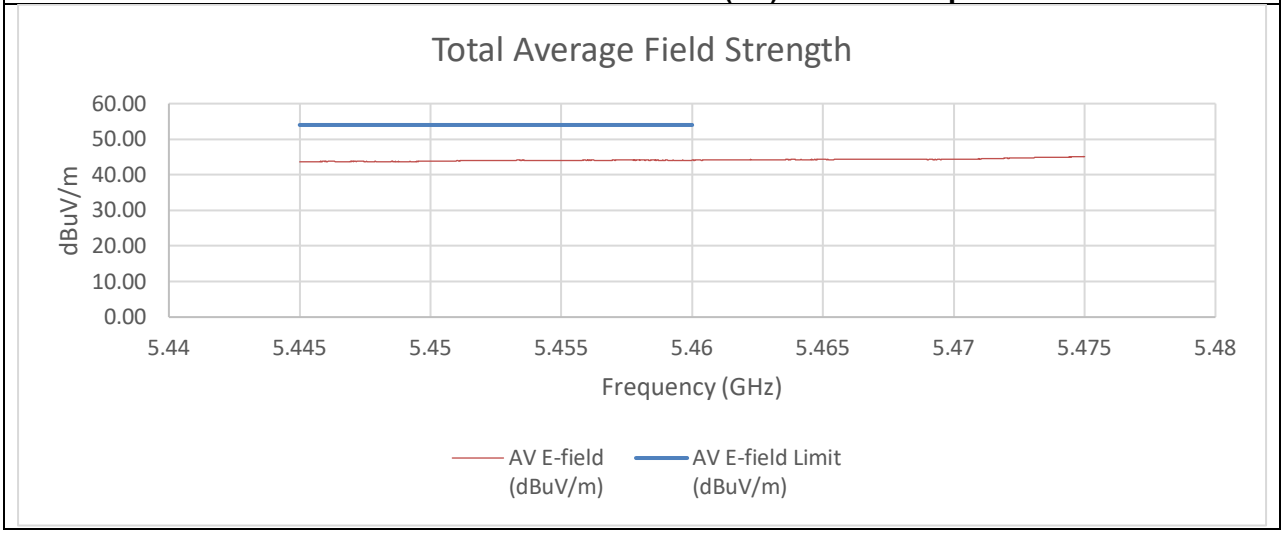

Summed Pk and Av Data at Restricted Band

Frequency (GHz)	PK Reading C1 (dBm)	PK Reading C2 (dBm)	PK EIRP (dBm)	PK E-field (dBuV/m)	PK E-field Limit (dBuV/m)	Margin (dB)
5.46	-42.22	-43.83	-29.63	65.63	74.00	-8.37
5.47	-40.47	-42.83	-28.17	67.09	68.20	-1.11
Frequency (GHz)	**AV Reading C1 (dBm)**	**AV Reading C2 (dBm)**	**AV EIRP (dBm)**	**AV E-field (dBuV/m)**	**AV E-field Limit (dBuV/m)**	**Margin (dB)**
5.46	-63.49	-65.74	-51.15	44.11	54.00	-9.89

An array gain of 10.31 dBi was used in the calculation of the summed data. Fast sweep was performed just to show that no other emissions existed outside of the frequencies observed by the slow sweep measurement.

UL LLC
12 Laboratory Drive, Research Triangle Park, NC 27709; USA TEL:(919)549-1400
This report shall not be reproduced except in full, without the written approval of UL LLC

2TX CHAIN 0 + CHAIN 1 MODE (Mid Gain) High BE 5570 MHz

SUMMED BANDEDGE DATA (Pk)

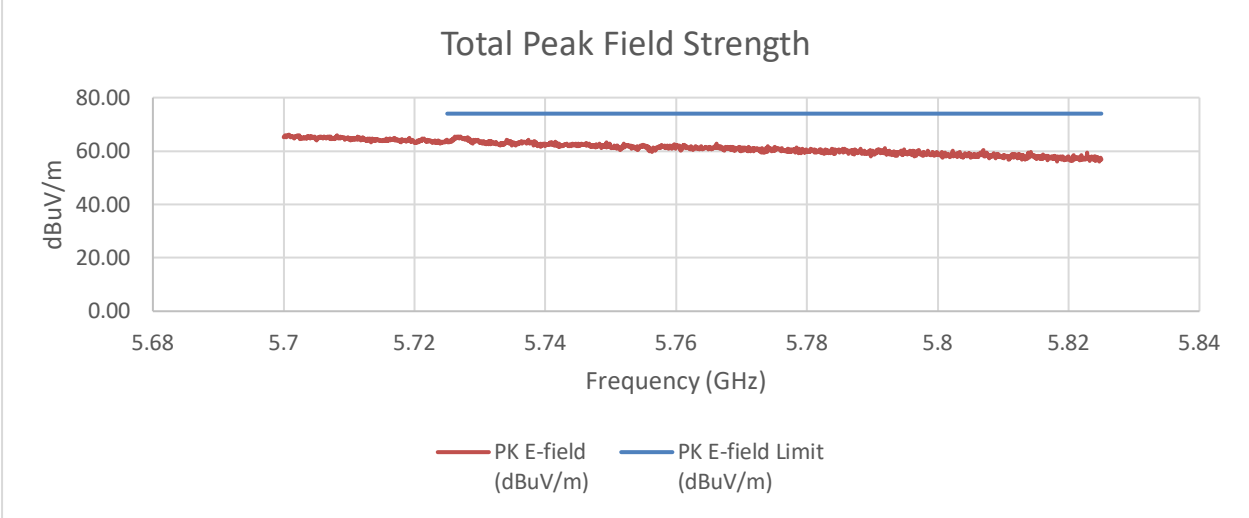

Summed Pk Data at Restricted Band

Frequency (GHz)	PK Reading C1 (dBm)	PK Reading C2 (dBm)	PK EIRP (dBm)	PK E-field (dBuV/m)	PK E-field Limit (dBuV/m)	Margin (dB)
5.725	-45.80	-44.37	-31.71	63.55	74.00	-10.45

An array gain of 10.31 dBi was used in the calculation of the summed data.

UL LLC
12 Laboratory Drive, Research Triangle Park, NC 27709; USA TEL:(919)549-1400
This report shall not be reproduced except in full, without the written approval of UL LLC

2TX CHAIN 0 + CHAIN 1 MODE (High Gain) Low BE 5570 MHz

PK MEASUREMENT

AVERAGE MEASUREMENT

UL LLC
12 Laboratory Drive, Research Triangle Park, NC 27709; USA TEL:(919)549-1400
This report shall not be reproduced except in full, without the written approval of UL LLC

SUMMED BANDEDGE DATA (Pk) Fast Method

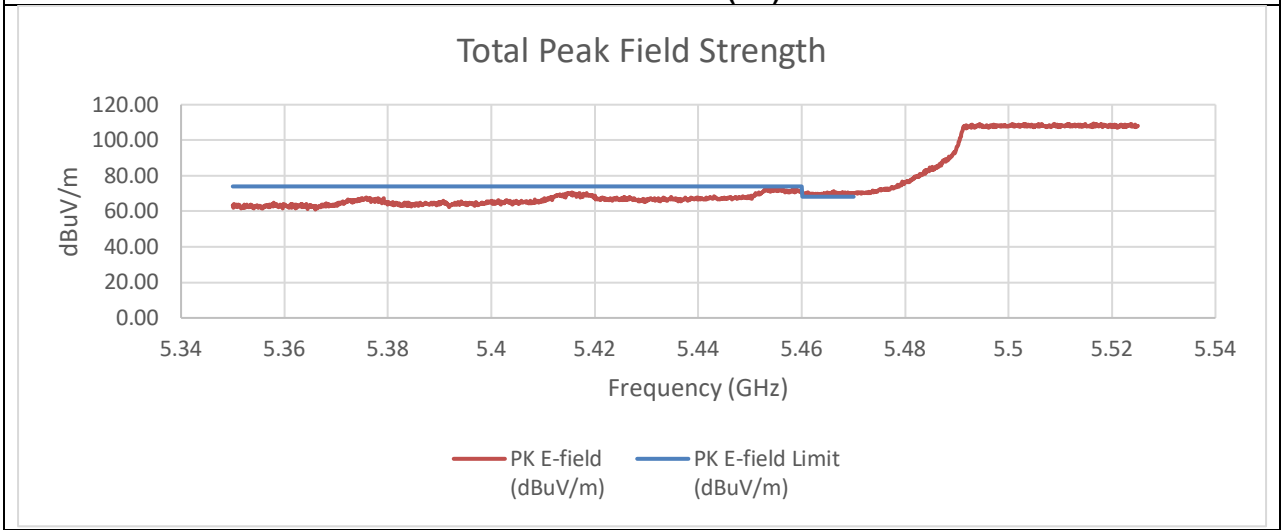

SUMMED BANDEDGE DATA (Av) Fast Method

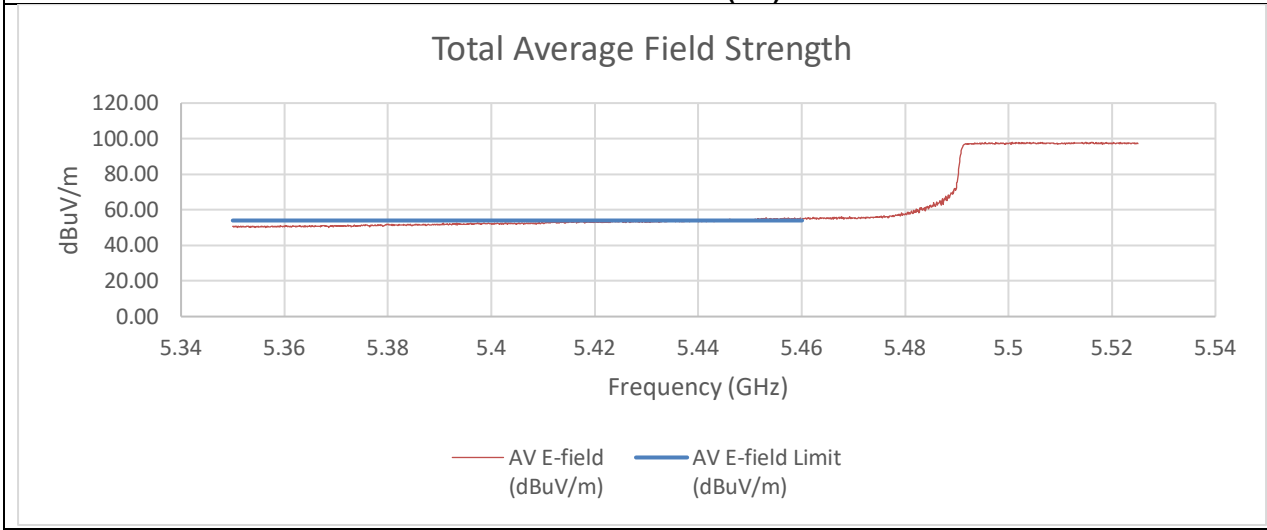

UL LLC
12 Laboratory Drive, Research Triangle Park, NC 27709; USA TEL:(919)549-1400

This report shall not be reproduced except in full, without the written approval of UL LLC

SUMMED BANDEDGE DATA (Pk) Slow Sweep

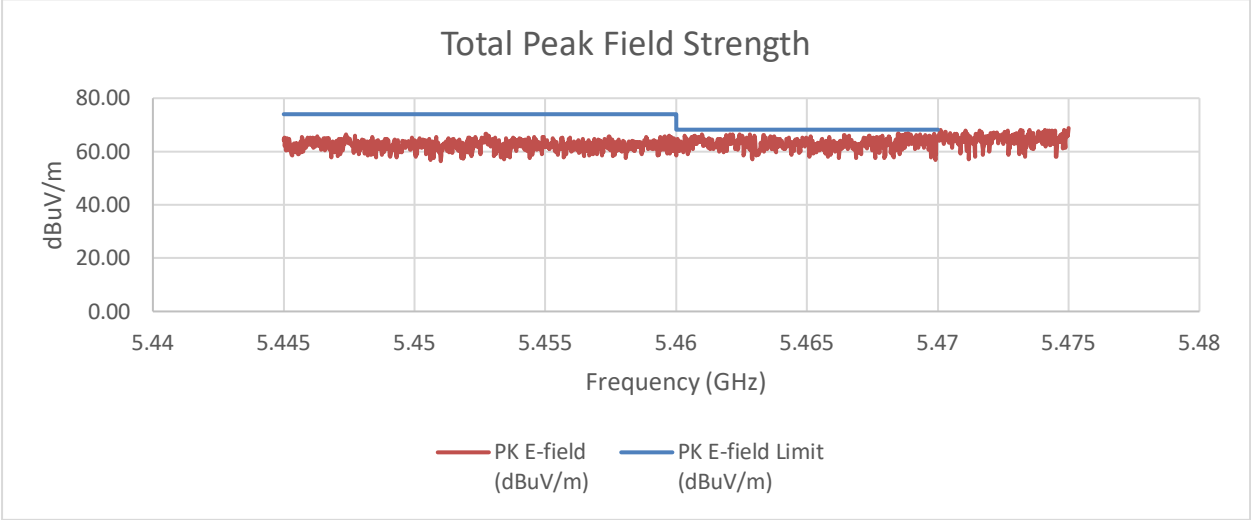

SUMMED BANDEDGE DATA (Av) Slow Sweep

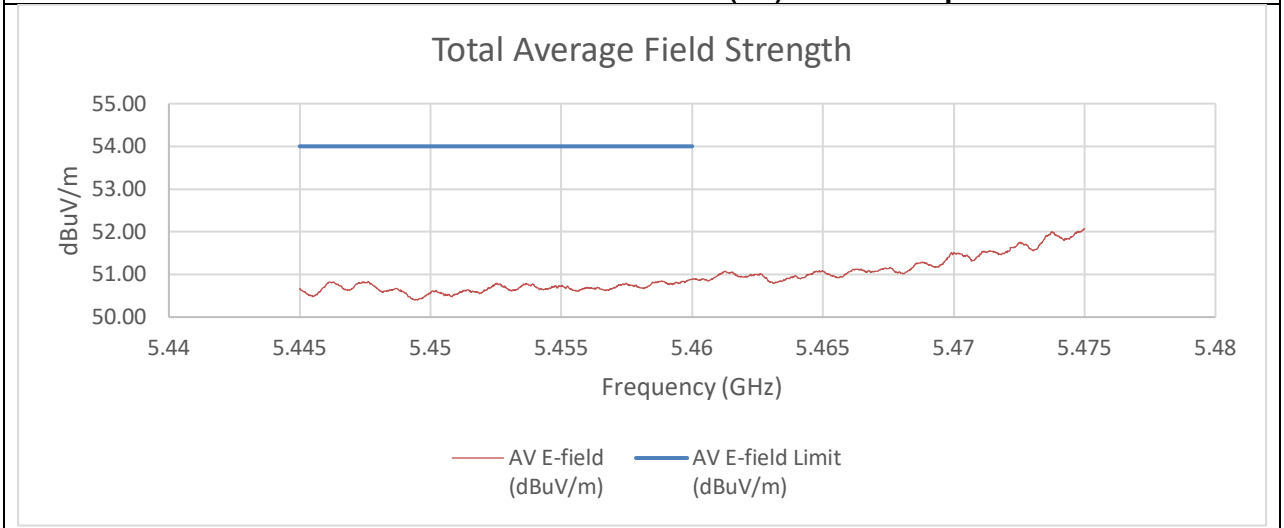

Summed Pk and Av Data at Restricted Band

Frequency (GHz)	PK Reading C1 (dBm)	PK Reading C2 (dBm)	PK EIRP (dBm)	PK E-field (dBuV/m)	PK E-field Limit (dBuV/m)	Margin (dB)
5.46	-52.26	-50.67	-36.71	58.55	74.00	-15.45
5.47	-45.07	-43.78	-29.70	65.56	68.20	-2.64
Frequency (GHz)	**AV Reading C1 (dBm)**	**AV Reading C2 (dBm)**	**AV EIRP (dBm)**	**AV E-field (dBuV/m)**	**AV E-field Limit (dBuV/m)**	**Margin (dB)**
5.46	-58.96	-59.14	-44.37	50.89	54.00	-3.11

An array gain of 11.67 dBi was used in the calculation of the summed data. Fast sweep was performed just to show that no other emissions existed outside of the frequencies observed by the slow sweep measurement.

UL LLC
12 Laboratory Drive, Research Triangle Park, NC 27709; USA TEL:(919)549-1400
This report shall not be reproduced except in full, without the written approval of UL LLC

2TX CHAIN 0 + CHAIN 1 MODE (High Gain) High BE 5570 MHz

PK MEASUREMENT

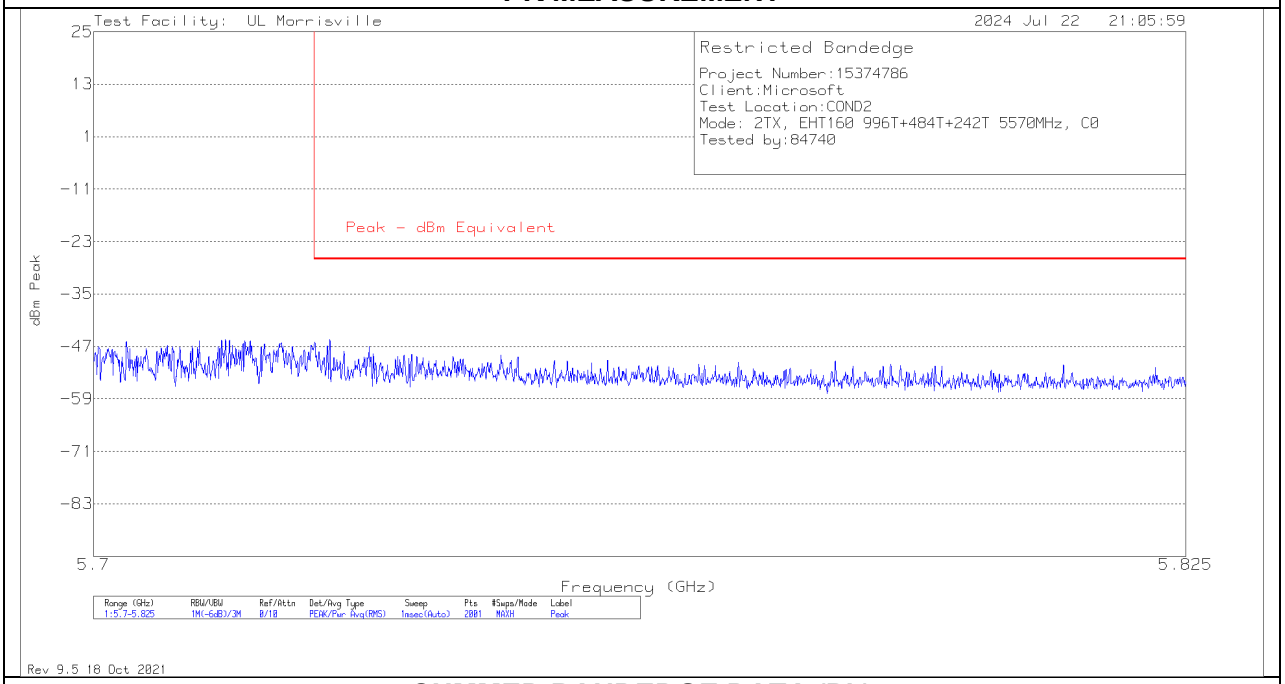

SUMMED BANDEDGE DATA (Pk)

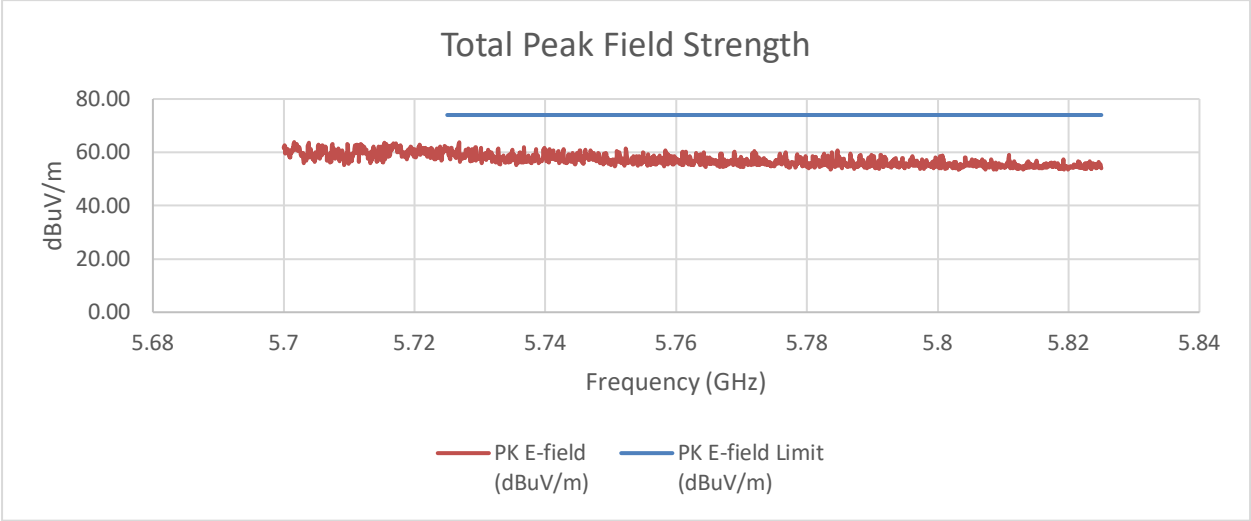

Summed Pk Data at Restricted Band

Frequency (GHz)	PK Reading C1 (dBm)	PK Reading C2 (dBm)	PK EIRP (dBm)	PK E-field (dBuV/m)	PK E-field Limit (dBuV/m)	Margin (dB)
5.725	-46.77	-50.30	-33.51	61.75	74.00	-12.25

An array gain of 11.67 dBi was used in the calculation of the summed data.

UL LLC
12 Laboratory Drive, Research Triangle Park, NC 27709; USA TEL:(919)549-1400

This report shall not be reproduced except in full, without the written approval of UL LLC

TX ABOVE 1 GHz 802.11be EHT160 242T+484T+996T (N) PUNCTURED 0x02 MODE IN THE 5.6 GHz BAND

2TX CHAIN 0 + CHAIN 1 MODE (Low Gain) Low BE 5570 MHz

SUMMED BANDEDGE DATA (Pk) Fast Method

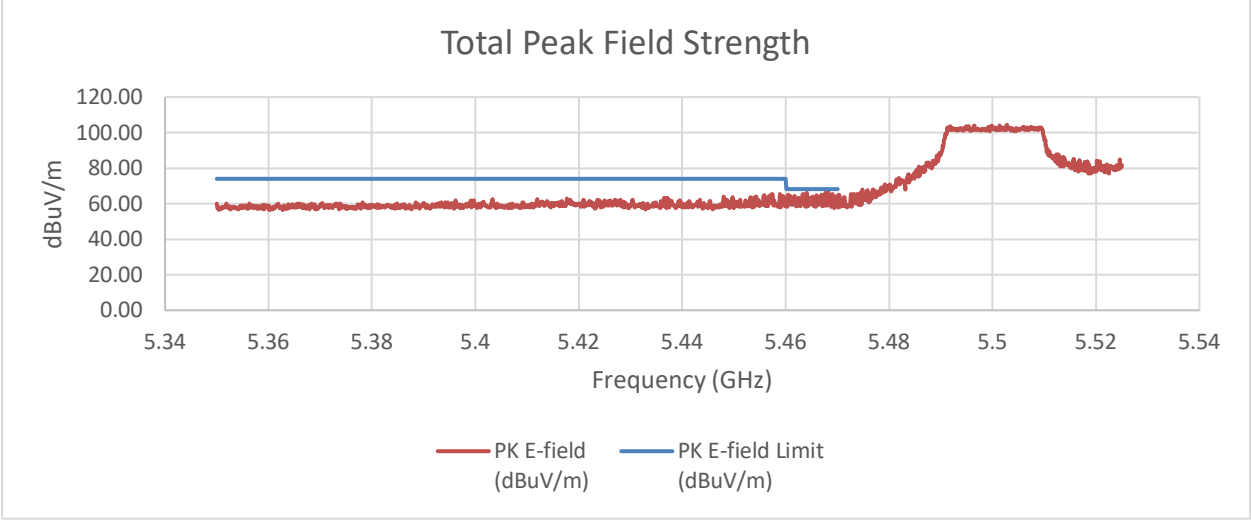

SUMMED BANDEDGE DATA (Av) Fast Method

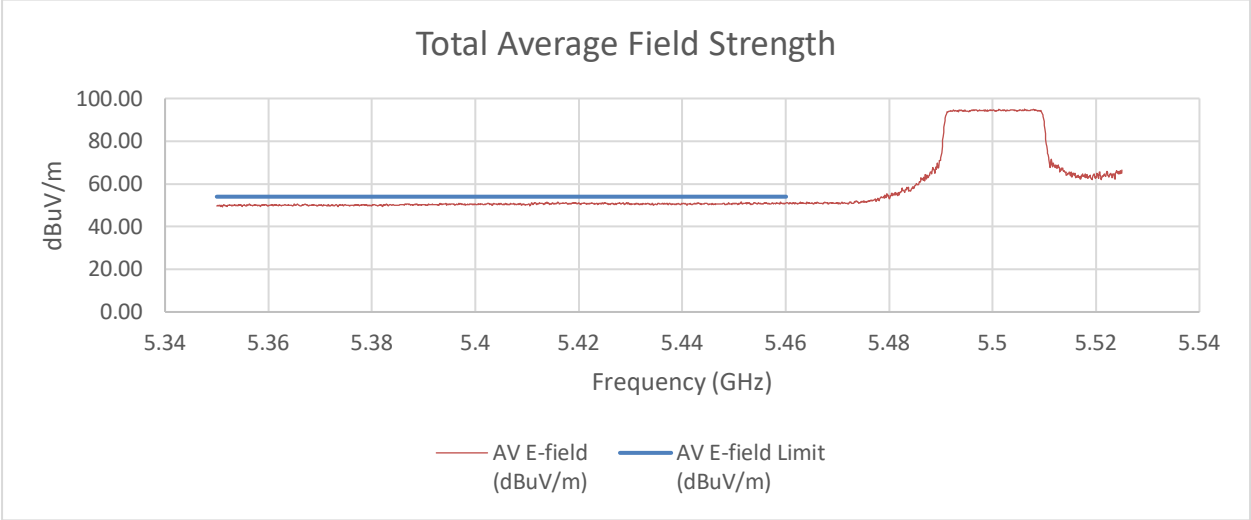

UL LLC
12 Laboratory Drive, Research Triangle Park, NC 27709; USA TEL:(919)549-1400

This report shall not be reproduced except in full, without the written approval of UL LLC

SUMMED BANDEDGE DATA (Pk) Slow Sweep

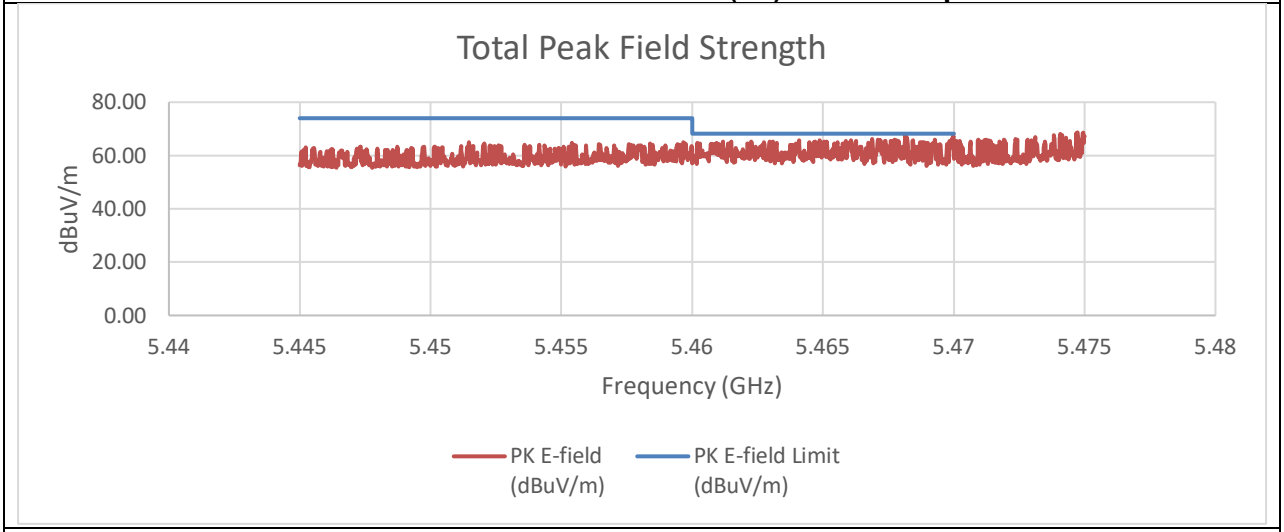

SUMMED BANDEDGE DATA (Av) Slow Sweep

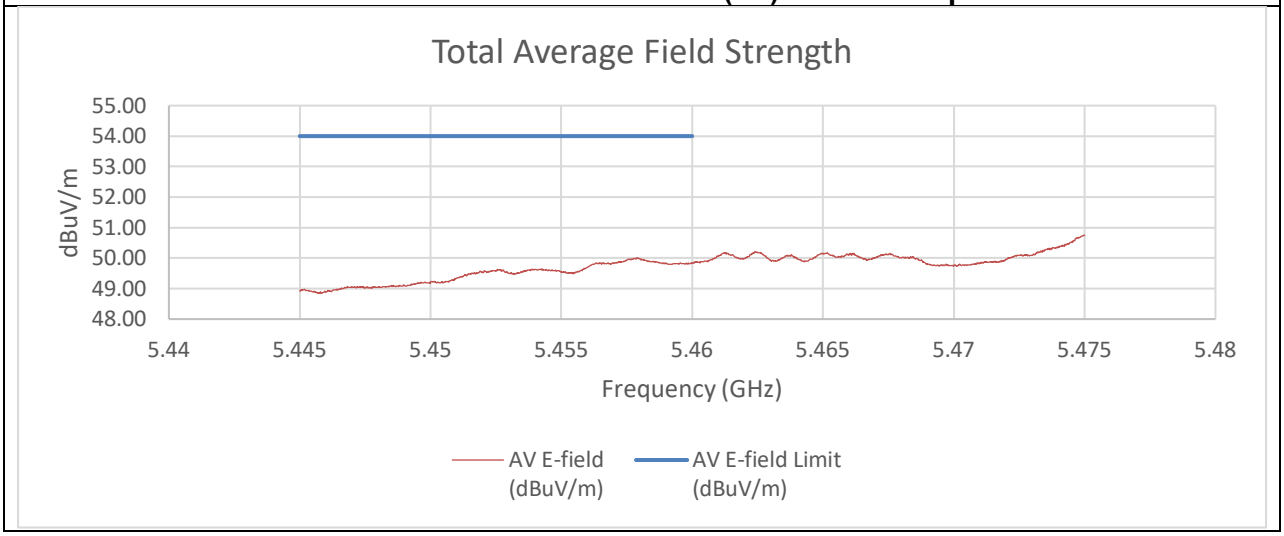

Summed Pk and Av Data at Restricted Band

Frequency (GHz)	PK Reading C1 (dBm)	PK Reading C2 (dBm)	PK EIRP (dBm)	PK E-field (dBuV/m)	PK E-field Limit (dBuV/m)	Margin (dB)
5.46	-48.31	-50.63	-38.10	57.16	74.00	-16.84
5.47	-37.99	-41.91	-28.30	66.96	68.20	-1.24
Frequency (GHz)	**AV Reading C1 (dBm)**	**AV Reading C2 (dBm)**	**AV EIRP (dBm)**	**AV E-field (dBuV/m)**	**AV E-field Limit (dBuV/m)**	**Margin (dB)**
5.46	-56.31	-56.97	-45.41	49.85	54.00	-4.15

An array gain of 8.21 dBi was used in the calculation of the summed data. Fast sweep was performed just to show that no other emissions existed outside of the frequencies observed by the slow sweep measurement.

UL LLC
12 Laboratory Drive, Research Triangle Park, NC 27709; USA TEL:(919)549-1400
This report shall not be reproduced except in full, without the written approval of UL LLC

2TX CHAIN 0 + CHAIN 1 MODE (Low Gain) High BE 5570 MHz

SUMMED BANDEDGE DATA (Pk)

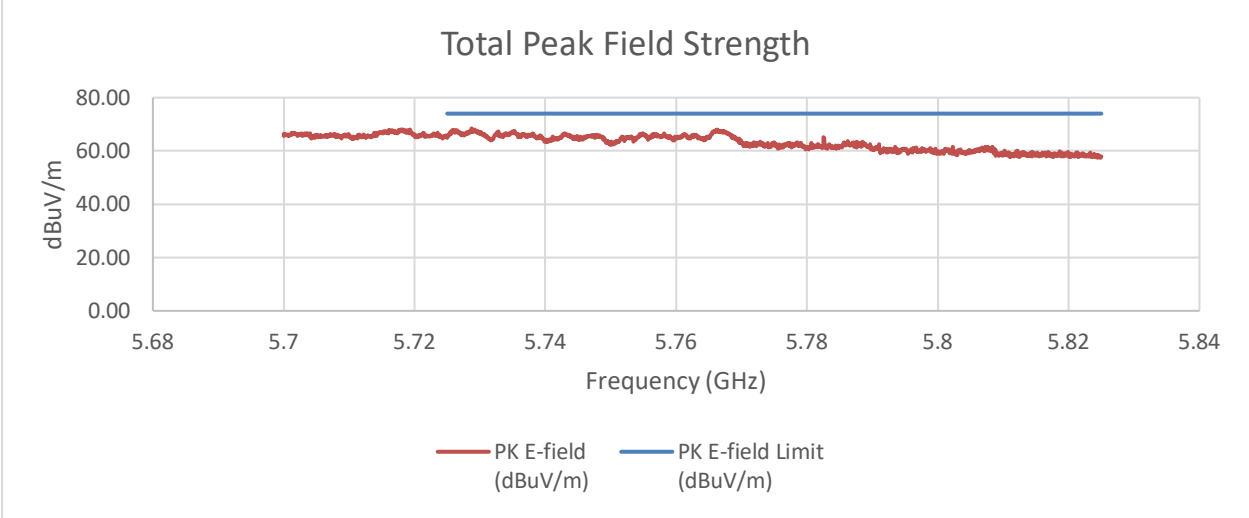

Summed Pk Data at Restricted Band

Frequency (GHz)	PK Reading C1 (dBm)	PK Reading C2 (dBm)	PK EIRP (dBm)	PK E-field (dBuV/m)	PK E-field Limit (dBuV/m)	Margin (dB)
5.725	-39.65	-45.05	-30.34	64.92	74.00	-9.08

An array gain of 8.21 dBi was used in the calculation of the summed data.

UL LLC
12 Laboratory Drive, Research Triangle Park, NC 27709; USA TEL:(919)549-1400
This report shall not be reproduced except in full, without the written approval of UL LLC

2TX CHAIN 0 + CHAIN 1 MODE (Mid Gain) Low BE 5570 MHz

SUMMED BANDEDGE DATA (Pk) Fast Method

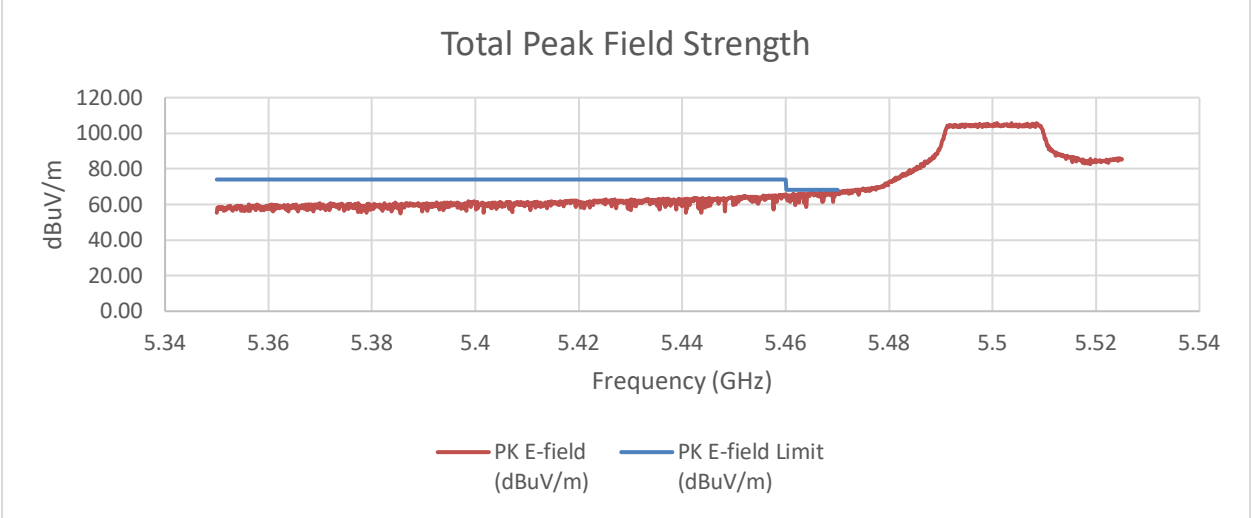

SUMMED BANDEDGE DATA (Av) Fast Method

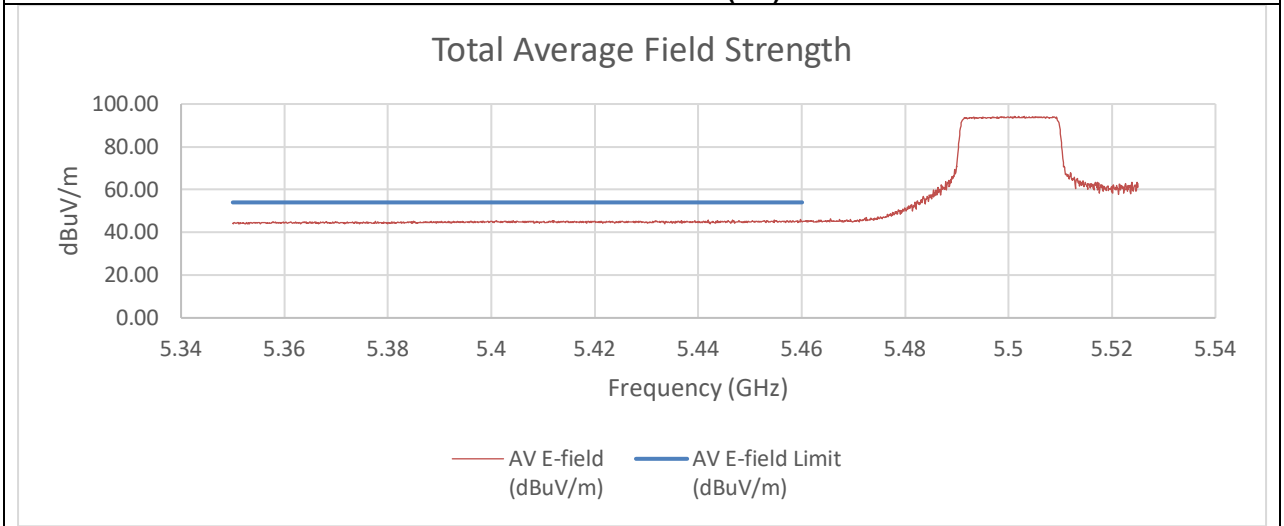

UL LLC
12 Laboratory Drive, Research Triangle Park, NC 27709; USA TEL:(919)549-1400
This report shall not be reproduced except in full, without the written approval of UL LLC

SUMMED BANDEDGE DATA (Pk) Slow Sweep

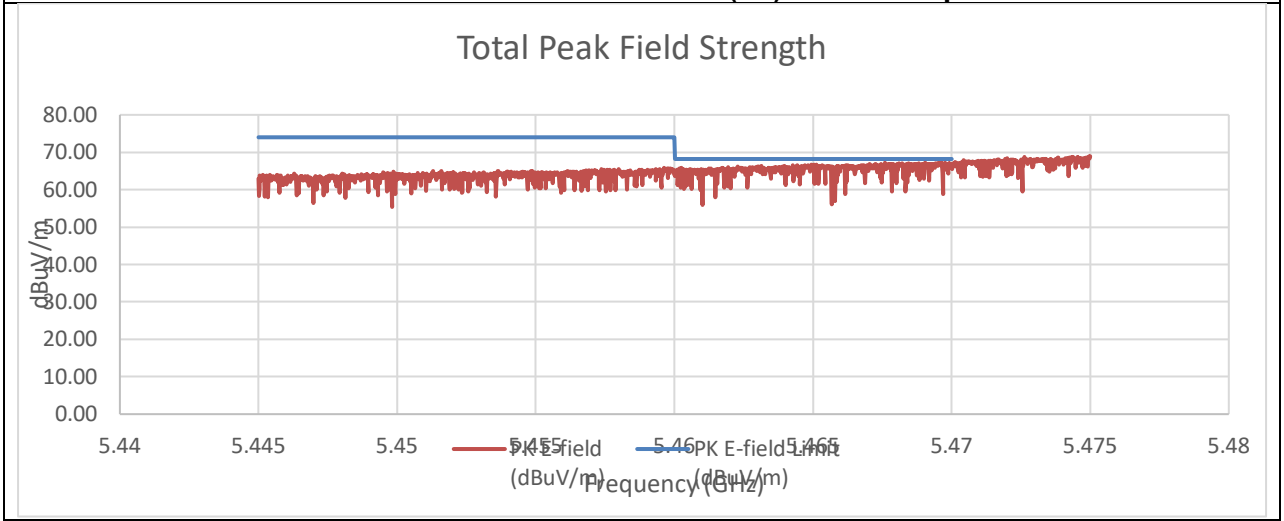

SUMMED BANDEDGE DATA (Av) Slow Sweep

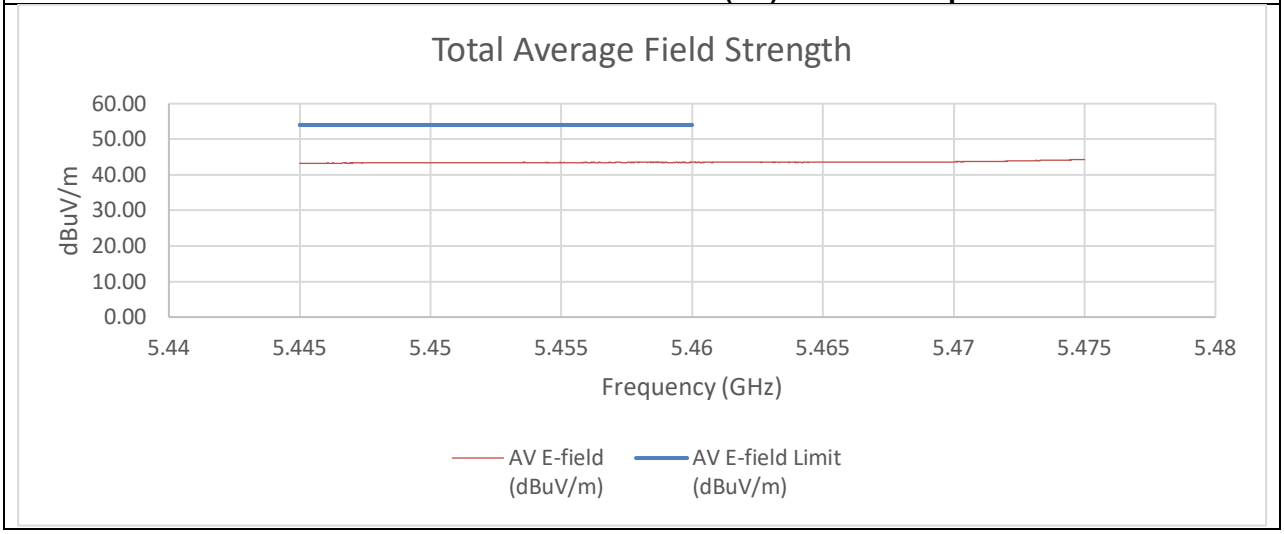

Summed Pk and Av Data at Restricted Band

Frequency (GHz)	PK Reading C1 (dBm)	PK Reading C2 (dBm)	PK EIRP (dBm)	PK E-field (dBuV/m)	PK E-field Limit (dBuV/m)	Margin (dB)
5.46	-42.00	-52.72	-31.34	63.92	74.00	-10.08
5.47	-40.74	-43.12	-28.45	66.81	68.20	-1.39
Frequency (GHz)	**AV Reading C1 (dBm)**	**AV Reading C2 (dBm)**	**AV EIRP (dBm)**	**AV E-field (dBuV/m)**	**AV E-field Limit (dBuV/m)**	**Margin (dB)**
5.46	-65.47	-64.74	-51.77	43.49	54.00	-10.51

An array gain of 10.31 dBi was used in the calculation of the summed data. Fast sweep was performed just to show that no other emissions existed outside of the frequencies observed by the slow sweep measurement.

UL LLC
12 Laboratory Drive, Research Triangle Park, NC 27709; USA TEL:(919)549-1400
This report shall not be reproduced except in full, without the written approval of UL LLC

2TX CHAIN 0 + CHAIN 1 MODE (Mid Gain) High BE 5570 MHz

SUMMED BANDEDGE DATA (Pk)

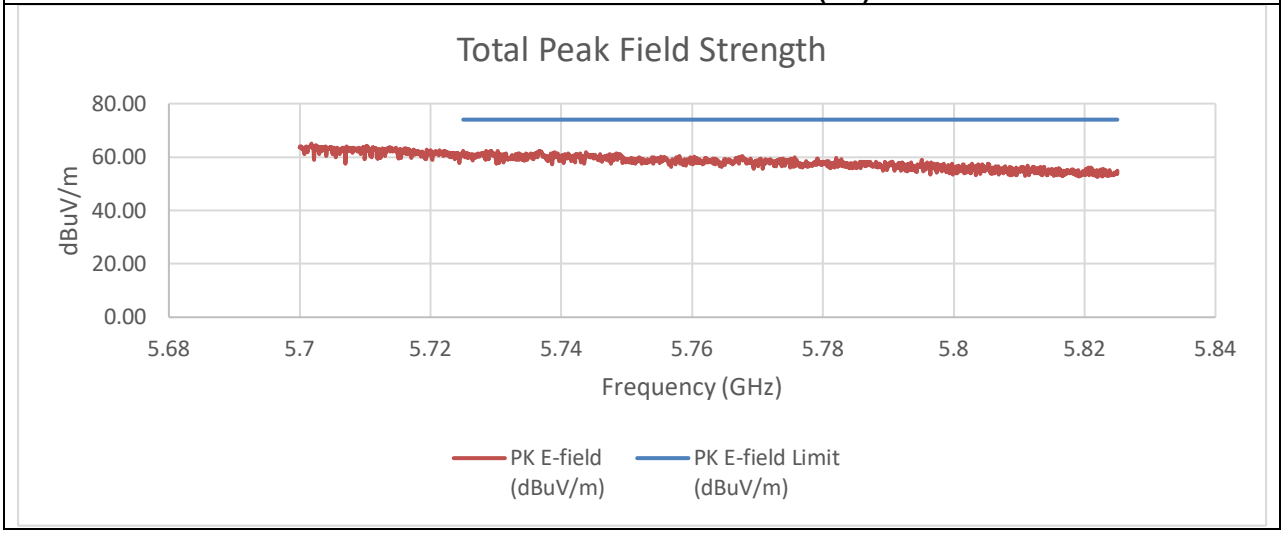

Summed Pk Data at Restricted Band

Frequency (GHz)	PK Reading C1 (dBm)	PK Reading C2 (dBm)	PK EIRP (dBm)	PK E-field (dBuV/m)	PK E-field Limit (dBuV/m)	Margin (dB)
5.725	-45.44	-47.56	-33.05	62.21	74.00	-11.79

An array gain of 10.31 dBi was used in the calculation of the summed data.

UL LLC
12 Laboratory Drive, Research Triangle Park, NC 27709; USA TEL:(919)549-1400
This report shall not be reproduced except in full, without the written approval of UL LLC

2TX CHAIN 0 + CHAIN 1 MODE (High Gain) Low BE 5570 MHz

PK MEASUREMENT

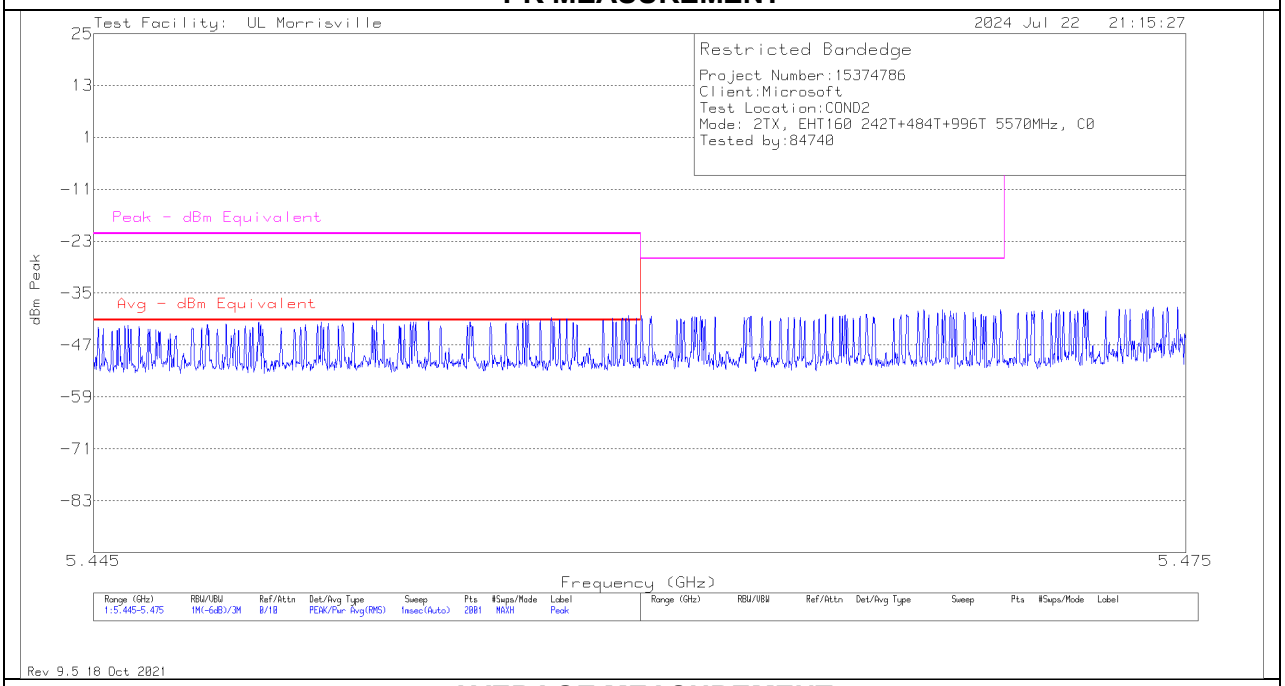

AVERAGE MEASUREMENT

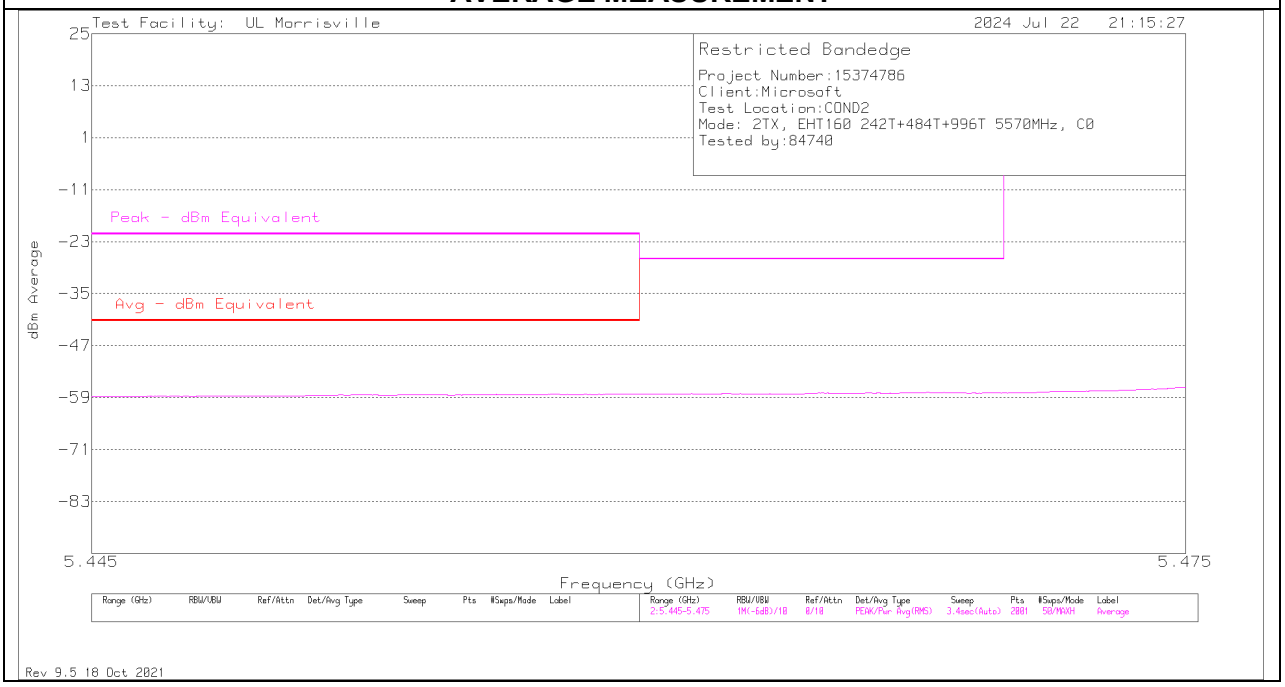

UL LLC
12 Laboratory Drive, Research Triangle Park, NC 27709; USA TEL:(919)549-1400
This report shall not be reproduced except in full, without the written approval of UL LLC

SUMMED BANDEDGE DATA (Pk) Fast Method

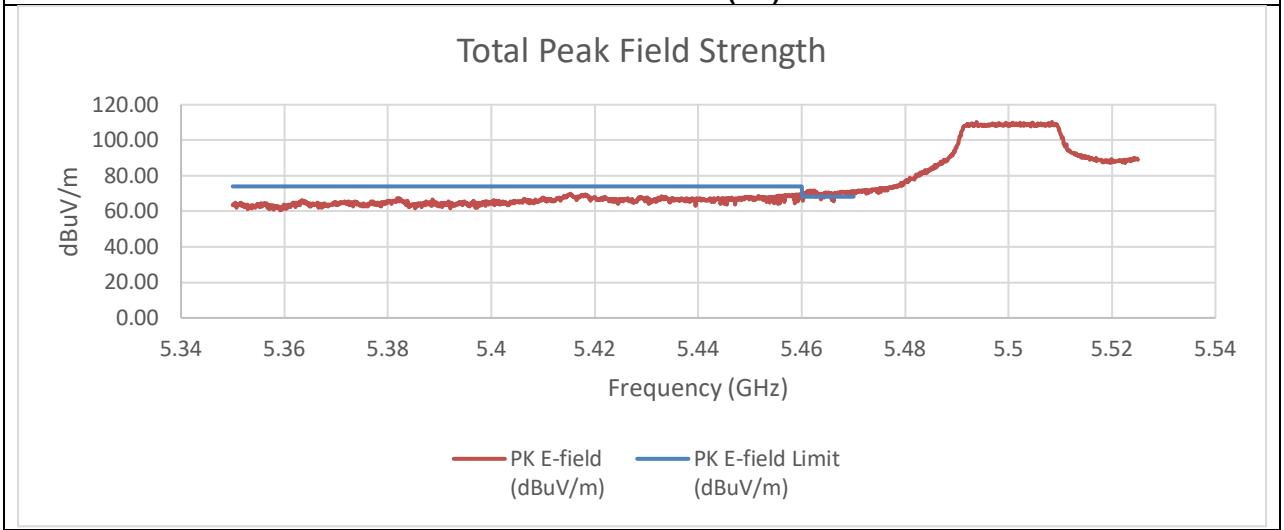

SUMMED BANDEDGE DATA (Av) Fast Method

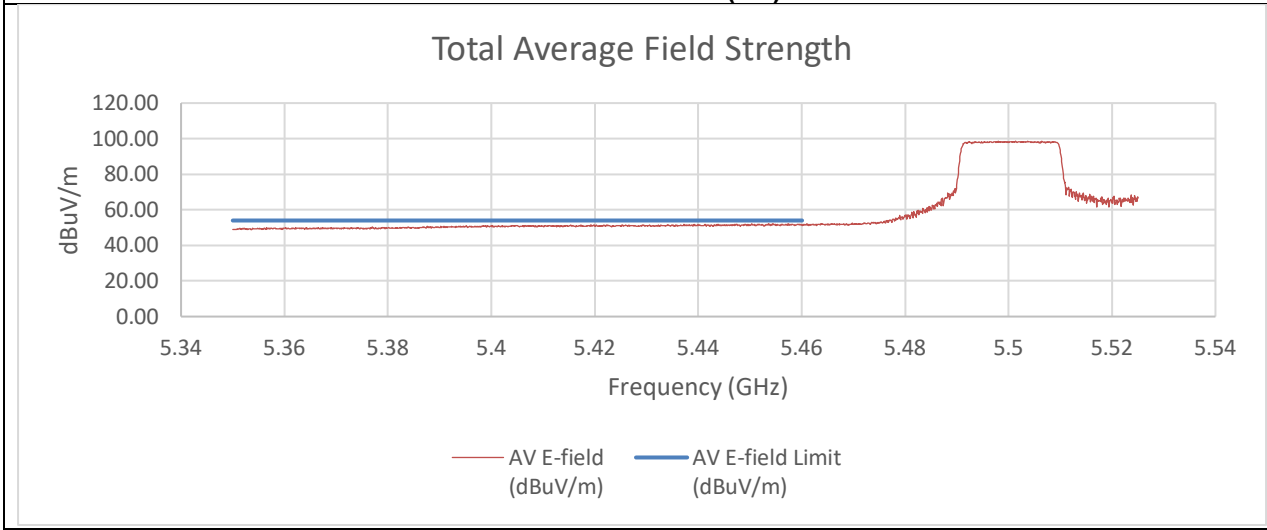

UL LLC
12 Laboratory Drive, Research Triangle Park, NC 27709; USA TEL:(919)549-1400

This report shall not be reproduced except in full, without the written approval of UL LLC

SUMMED BANDEDGE DATA (Pk) Slow Sweep

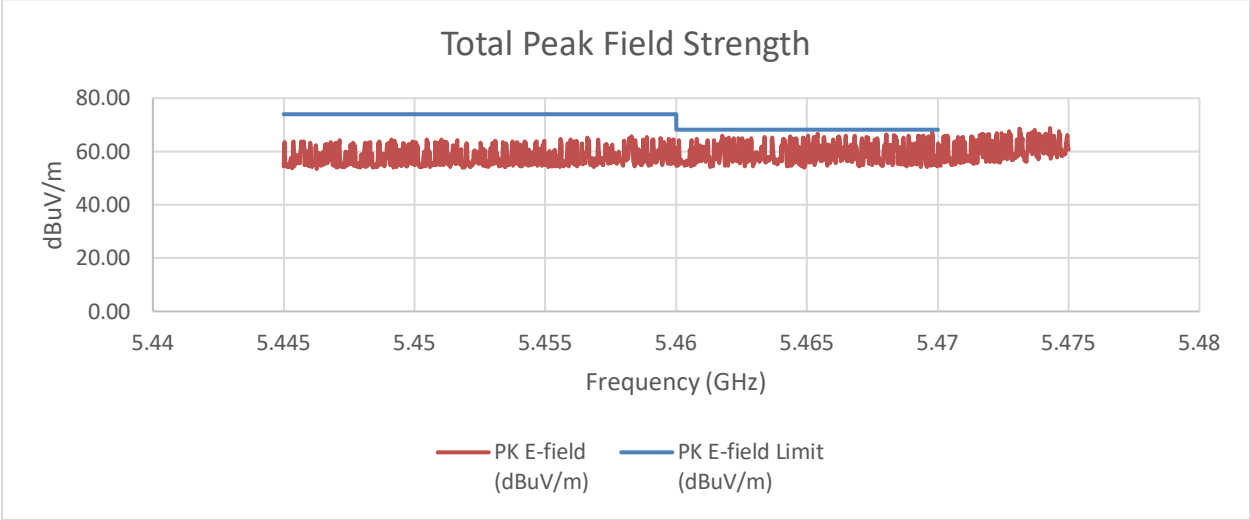

SUMMED BANDEDGE DATA (Av) Slow Sweep

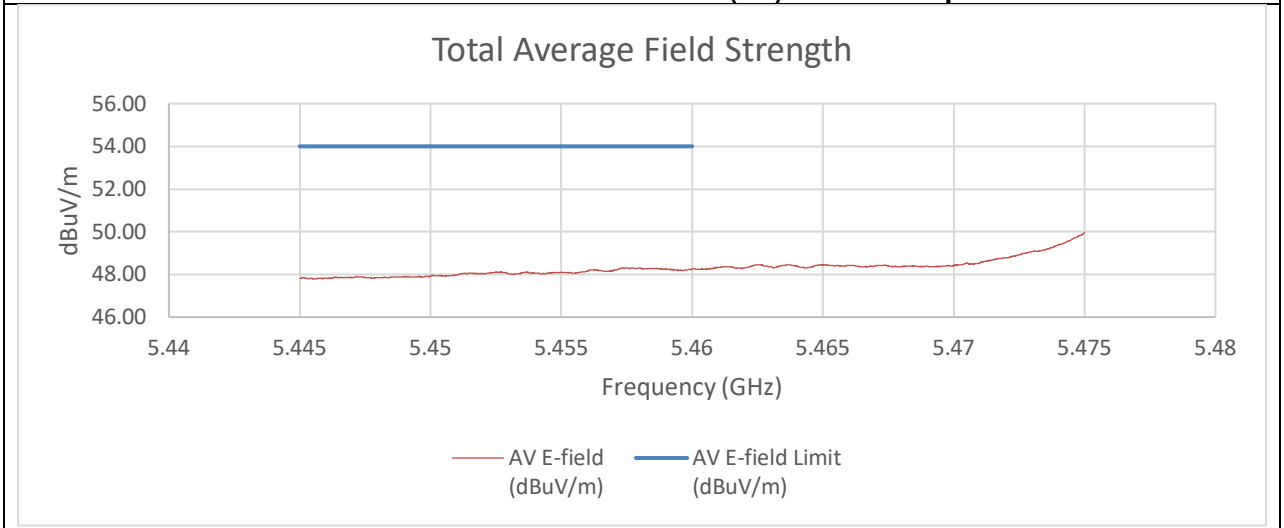

Summed Pk and Av Data at Restricted Band

Frequency (GHz)	PK Reading C1 (dBm)	PK Reading C2 (dBm)	PK EIRP (dBm)	PK E-field (dBuV/m)	PK E-field Limit (dBuV/m)	Margin (dB)
5.46	-54.31	-53.97	-39.46	55.80	74.00	-18.20
5.47	-54.10	-55.32	-39.99	55.27	68.20	-12.93
Frequency (GHz)	**AV Reading C1 (dBm)**	**AV Reading C2 (dBm)**	**AV EIRP (dBm)**	**AV E-field (dBuV/m)**	**AV E-field Limit (dBuV/m)**	**Margin (dB)**
5.46	-61.32	-62.08	-47.00	48.25	54.00	-5.75

An array gain of 11.67 dBi was used in the calculation of the summed data. Fast sweep was performed just to show that no other emissions existed outside of the frequencies observed by the slow sweep measurement.

UL LLC
12 Laboratory Drive, Research Triangle Park, NC 27709; USA TEL:(919)549-1400
This report shall not be reproduced except in full, without the written approval of UL LLC

2TX CHAIN 0 + CHAIN 1 MODE (High Gain) High BE 5570 MHz

PK MEASUREMENT

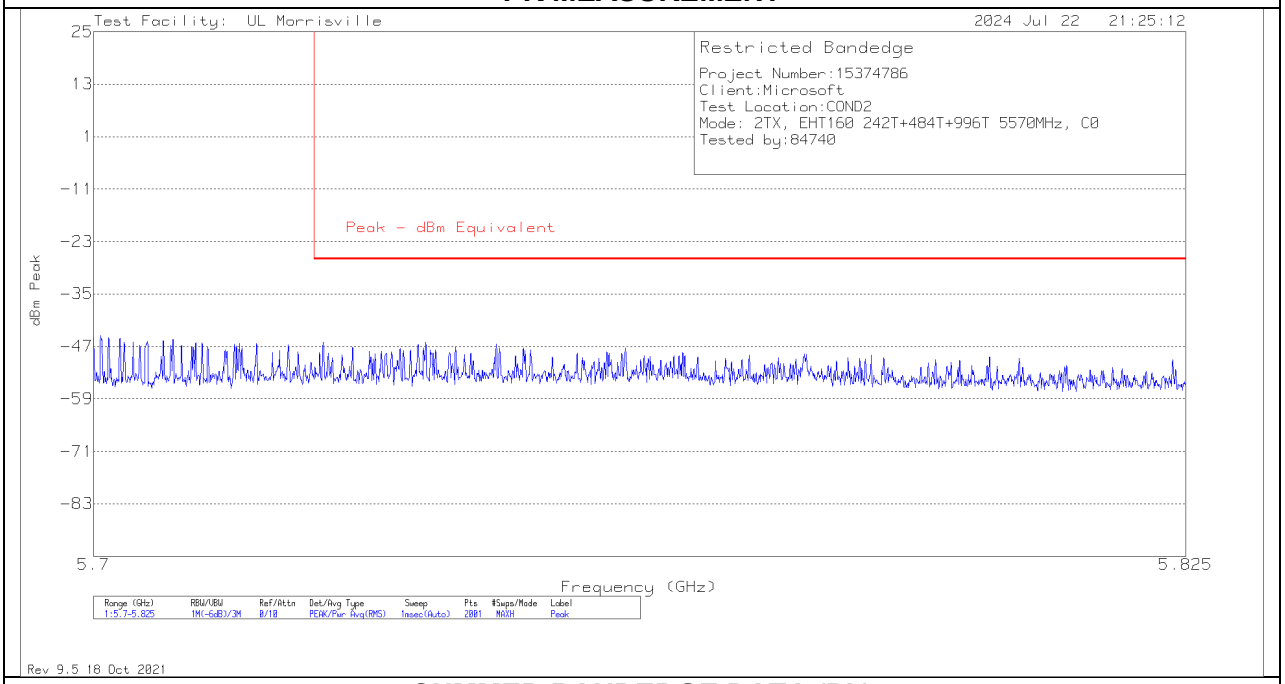

SUMMED BANDEDGE DATA (Pk)

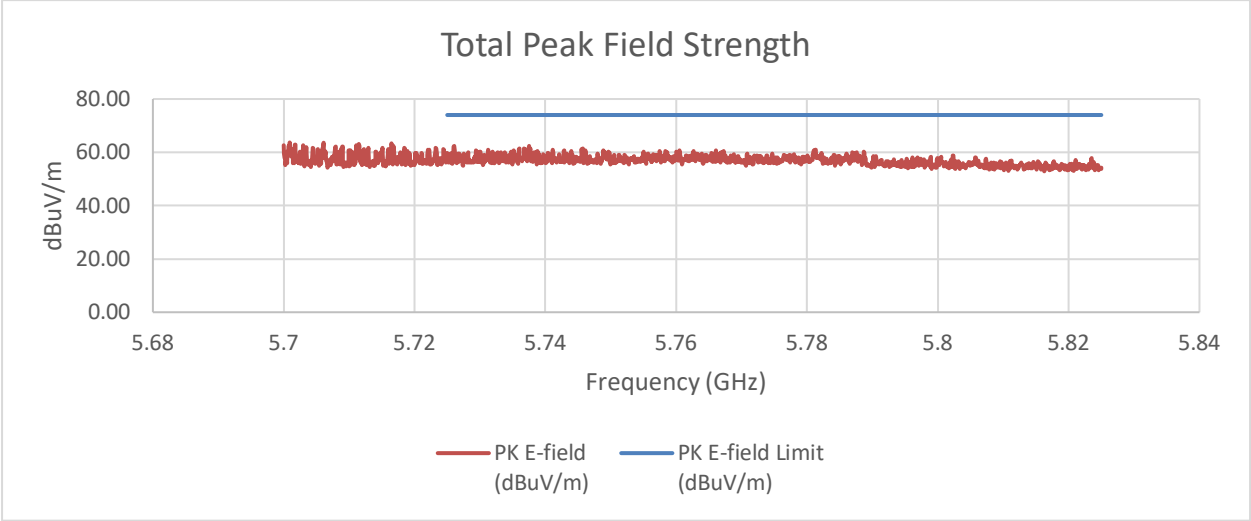

Summed Pk Data at Restricted Band

Frequency (GHz)	PK Reading C1 (dBm)	PK Reading C2 (dBm)	PK EIRP (dBm)	PK E-field (dBuV/m)	PK E-field Limit (dBuV/m)	Margin (dB)
5.725	-54.56	-50.77	-37.58	57.67	74.00	-16.33

An array gain of 11.67 dBi was used in the calculation of the summed data.

UL LLC
12 Laboratory Drive, Research Triangle Park, NC 27709; USA TEL:(919)549-1400
This report shall not be reproduced except in full, without the written approval of UL LLC

TX ABOVE 1 GHz 802.11be EHT160 484T+242T+996T (N) PUNCTURED 0x04 MODE IN THE 5.6 GHz BAND

2TX CHAIN 0 + CHAIN 1 MODE (Low Gain) Low BE 5570 MHz

SUMMED BANDEDGE DATA (Pk) Fast Method

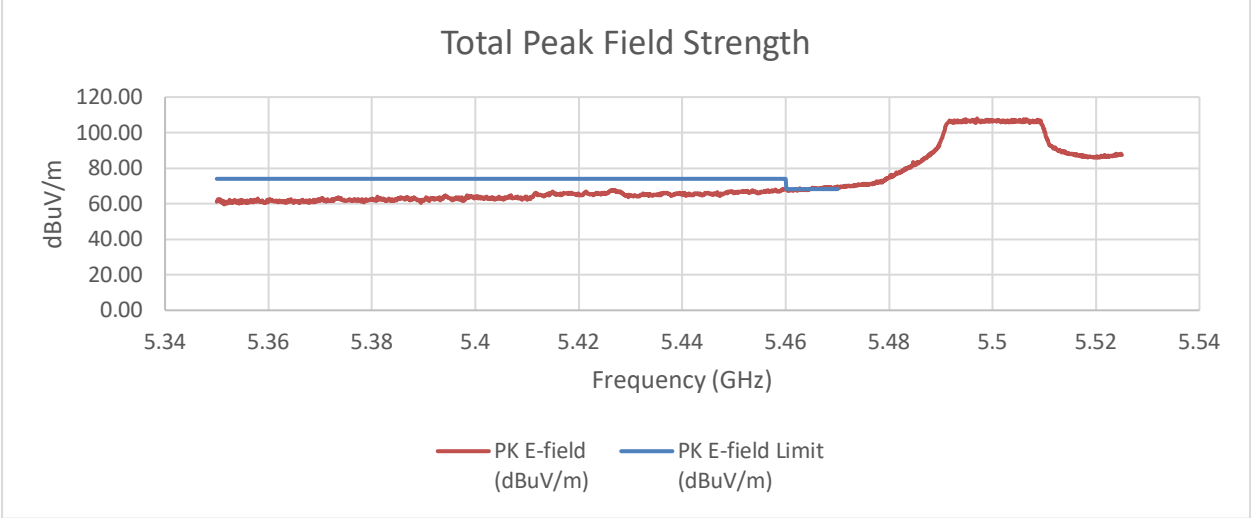

SUMMED BANDEDGE DATA (Av) Fast Method

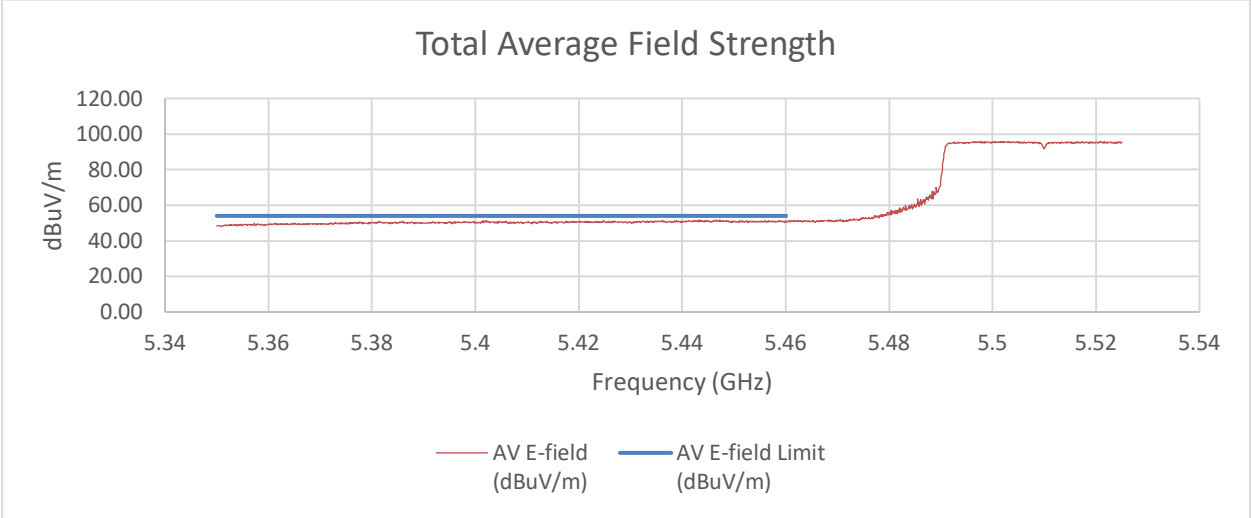

UL LLC
12 Laboratory Drive, Research Triangle Park, NC 27709; USA TEL:(919)549-1400

This report shall not be reproduced except in full, without the written approval of UL LLC

SUMMED BANDEDGE DATA (Pk) Slow Sweep

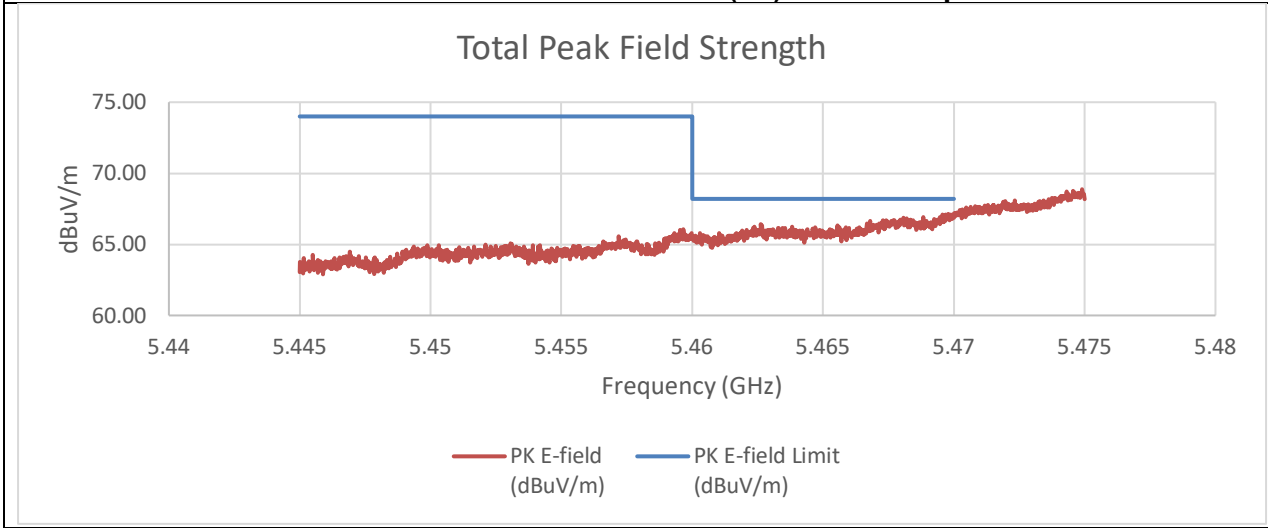

SUMMED BANDEDGE DATA (Av) Slow Sweep

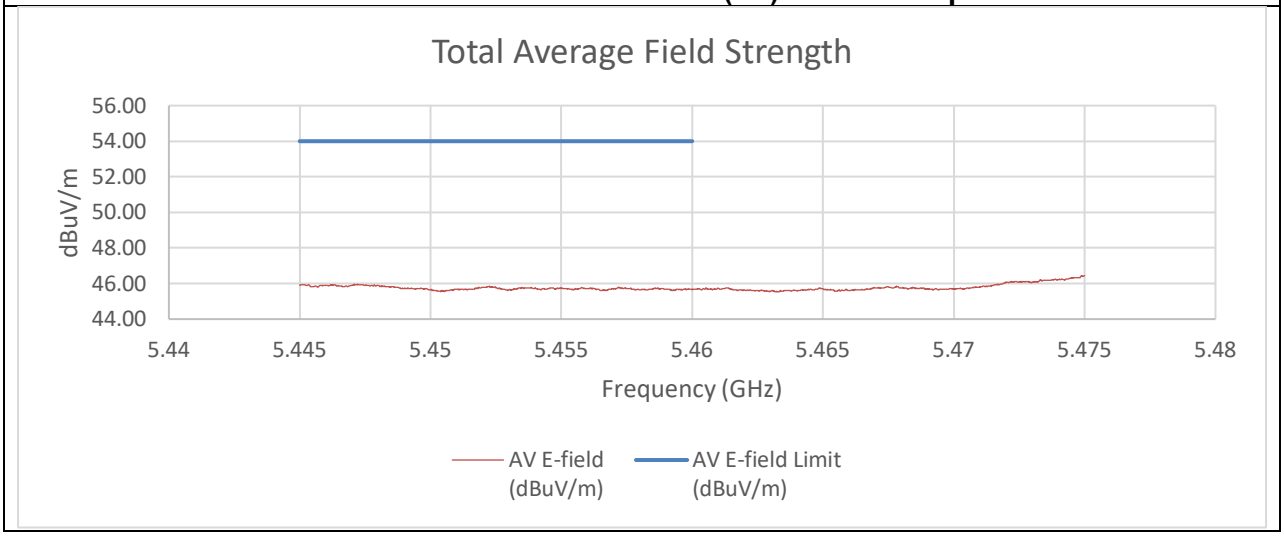

Summed Pk and Av Data at Restricted Band

Frequency (GHz)	PK Reading C1 (dBm)	PK Reading C2 (dBm)	PK EIRP (dBm)	PK E-field (dBuV/m)	PK E-field Limit (dBuV/m)	Margin (dB)
5.46	-40.94	-41.23	-29.86	65.40	74.00	-8.60
5.47	-39.50	-39.30	-28.18	67.08	68.20	-1.12
Frequency (GHz)	**AV Reading C1 (dBm)**	**AV Reading C2 (dBm)**	**AV EIRP (dBm)**	**AV E-field (dBuV/m)**	**AV E-field Limit (dBuV/m)**	**Margin (dB)**
5.46	-61.42	-60.27	-49.59	45.67	54.00	-8.33

An array gain of 8.21 dBi was used in the calculation of the summed data. Fast sweep was performed just to show that no other emissions existed outside of the frequencies observed by the slow sweep measurement.

UL LLC
12 Laboratory Drive, Research Triangle Park, NC 27709; USA TEL:(919)549-1400
This report shall not be reproduced except in full, without the written approval of UL LLC

2TX CHAIN 0 + CHAIN 1 MODE (Low Gain) High BE 5570 MHz

SUMMED BANDEDGE DATA (Pk)

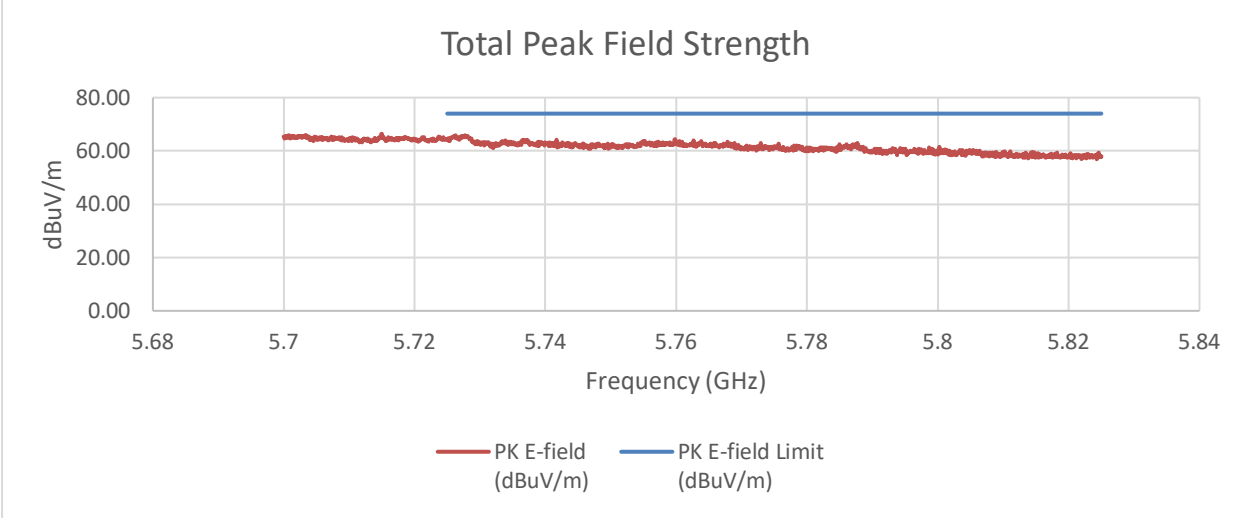

Summed Pk Data at Restricted Band

Frequency (GHz)	PK Reading C1 (dBm)	PK Reading C2 (dBm)	PK EIRP (dBm)	PK E-field (dBuV/m)	PK E-field Limit (dBuV/m)	Margin (dB)
5.725	-42.84	-41.66	-30.99	64.27	74.00	-9.73

An array gain of 8.21 dBi was used in the calculation of the summed data.

UL LLC
12 Laboratory Drive, Research Triangle Park, NC 27709; USA TEL:(919)549-1400
This report shall not be reproduced except in full, without the written approval of UL LLC

2TX CHAIN 0 + CHAIN 1 MODE (Mid Gain) Low BE 5570 MHz

SUMMED BANDEDGE DATA (Pk) Fast Method

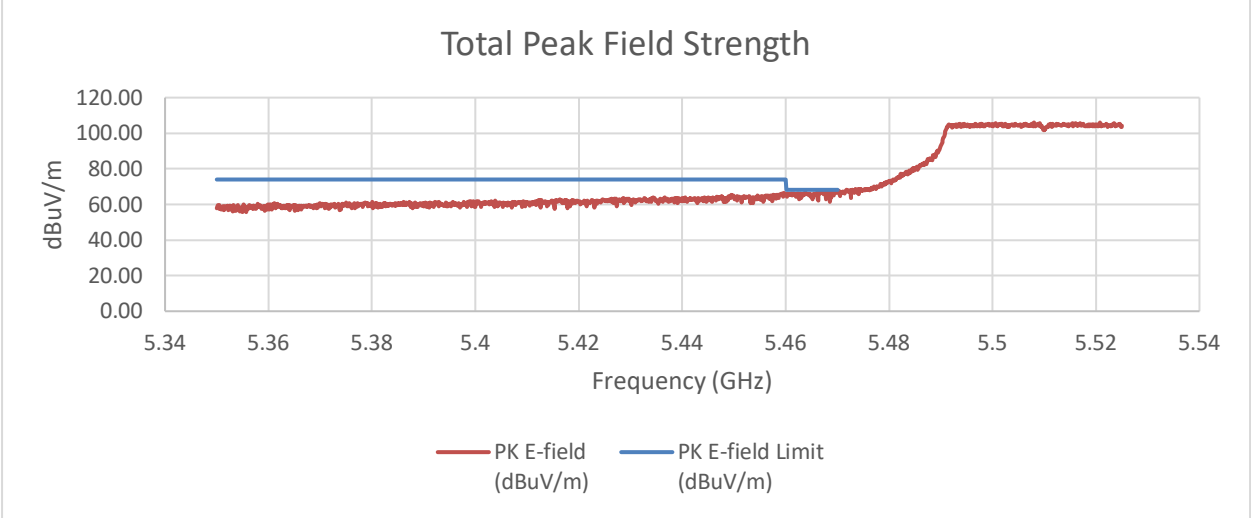

SUMMED BANDEDGE DATA (Av) Fast Method

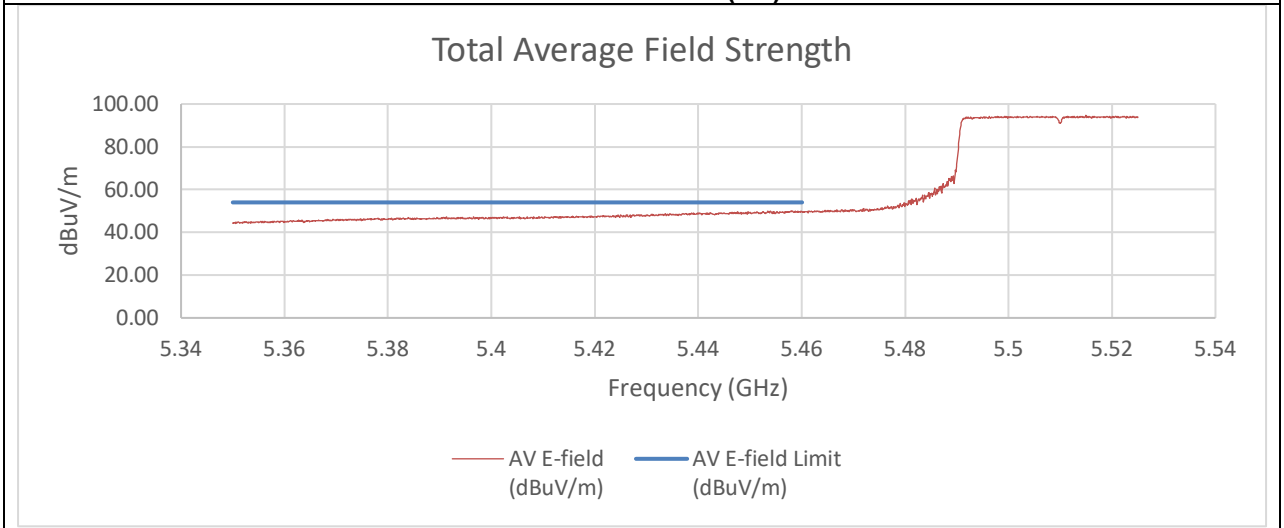

UL LLC
12 Laboratory Drive, Research Triangle Park, NC 27709; USA TEL:(919)549-1400
This report shall not be reproduced except in full, without the written approval of UL LLC

SUMMED BANDEDGE DATA (Pk) Slow Sweep

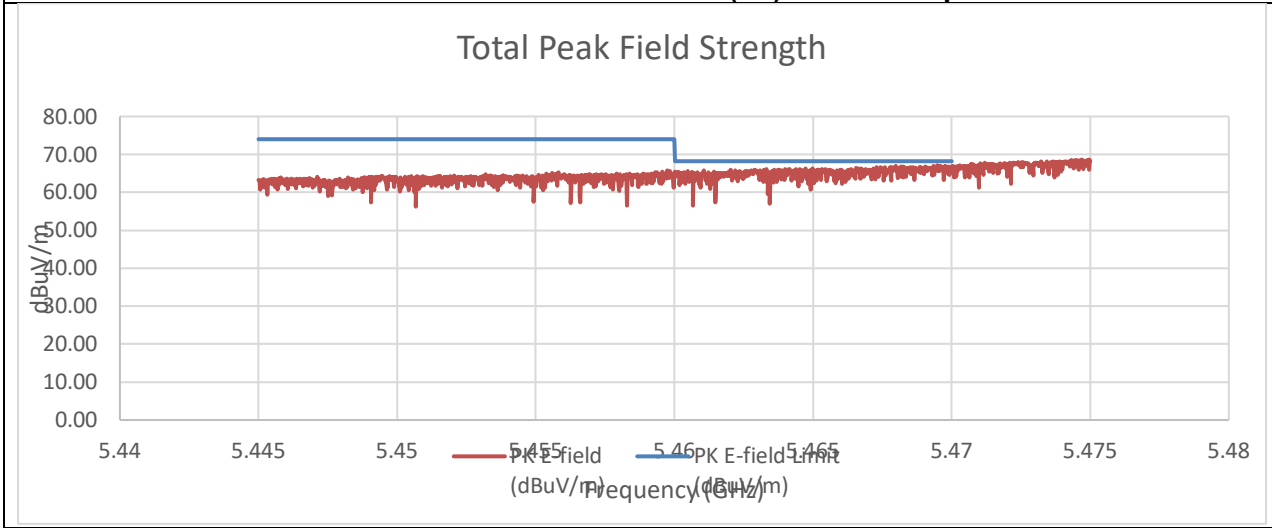

SUMMED BANDEDGE DATA (Av) Slow Sweep

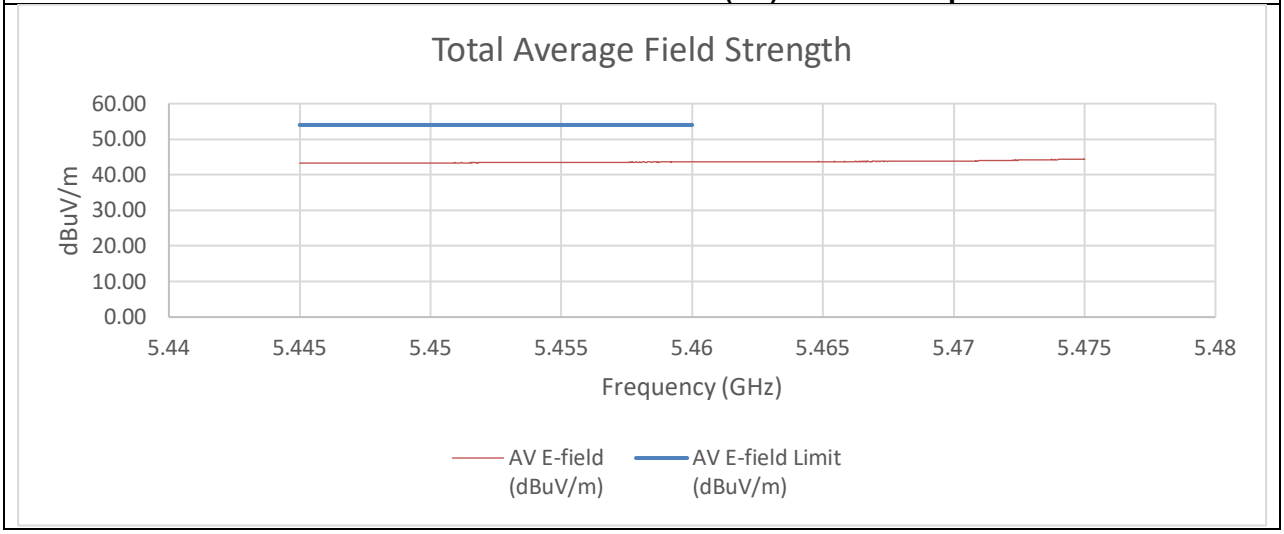

Summed Pk and Av Data at Restricted Band

Frequency (GHz)	PK Reading C1 (dBm)	PK Reading C2 (dBm)	PK EIRP (dBm)	PK E-field (dBuV/m)	PK E-field Limit (dBuV/m)	Margin (dB)
5.46	-43.25	-44.16	-30.36	64.90	74.00	-9.10
5.47	-43.92	-42.16	-29.63	65.63	68.20	-2.57
Frequency (GHz)	**AV Reading C1 (dBm)**	**AV Reading C2 (dBm)**	**AV EIRP (dBm)**	**AV E-field (dBuV/m)**	**AV E-field Limit (dBuV/m)**	**Margin (dB)**
5.46	-65.47	-64.53	-51.65	43.60	54.00	-10.40

An array gain of 10.31 dBi was used in the calculation of the summed data. Fast sweep was performed just to show that no other emissions existed outside of the frequencies observed by the slow sweep measurement.

UL LLC
12 Laboratory Drive, Research Triangle Park, NC 27709; USA TEL:(919)549-1400
This report shall not be reproduced except in full, without the written approval of UL LLC

2TX CHAIN 0 + CHAIN 1 MODE (Mid Gain) High BE 5570 MHz

SUMMED BANDEDGE DATA (Pk)

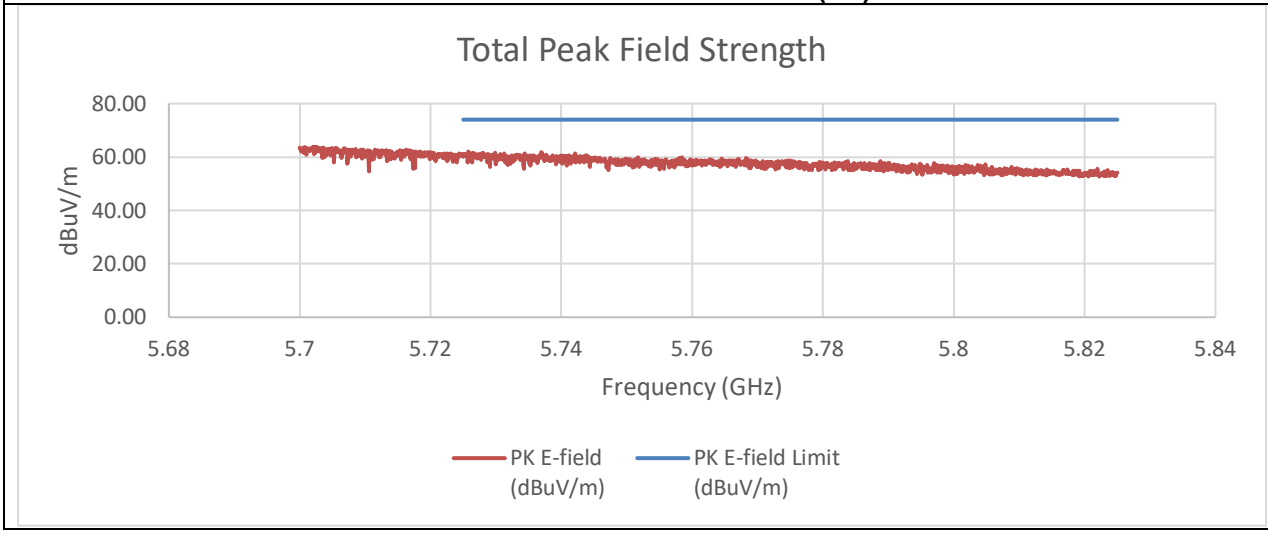

Summed Pk Data at Restricted Band

Frequency (GHz)	PK Reading C1 (dBm)	PK Reading C2 (dBm)	PK EIRP (dBm)	PK E-field (dBuV/m)	PK E-field Limit (dBuV/m)	Margin (dB)
5.725	-48.10	-47.60	-34.52	60.74	74.00	-13.26

An array gain of 10.31 dBi was used in the calculation of the summed data.

UL LLC
12 Laboratory Drive, Research Triangle Park, NC 27709; USA TEL:(919)549-1400
This report shall not be reproduced except in full, without the written approval of UL LLC

2TX CHAIN 0 + CHAIN 1 MODE (High Gain) Low BE 5570 MHz

PK MEASUREMENT

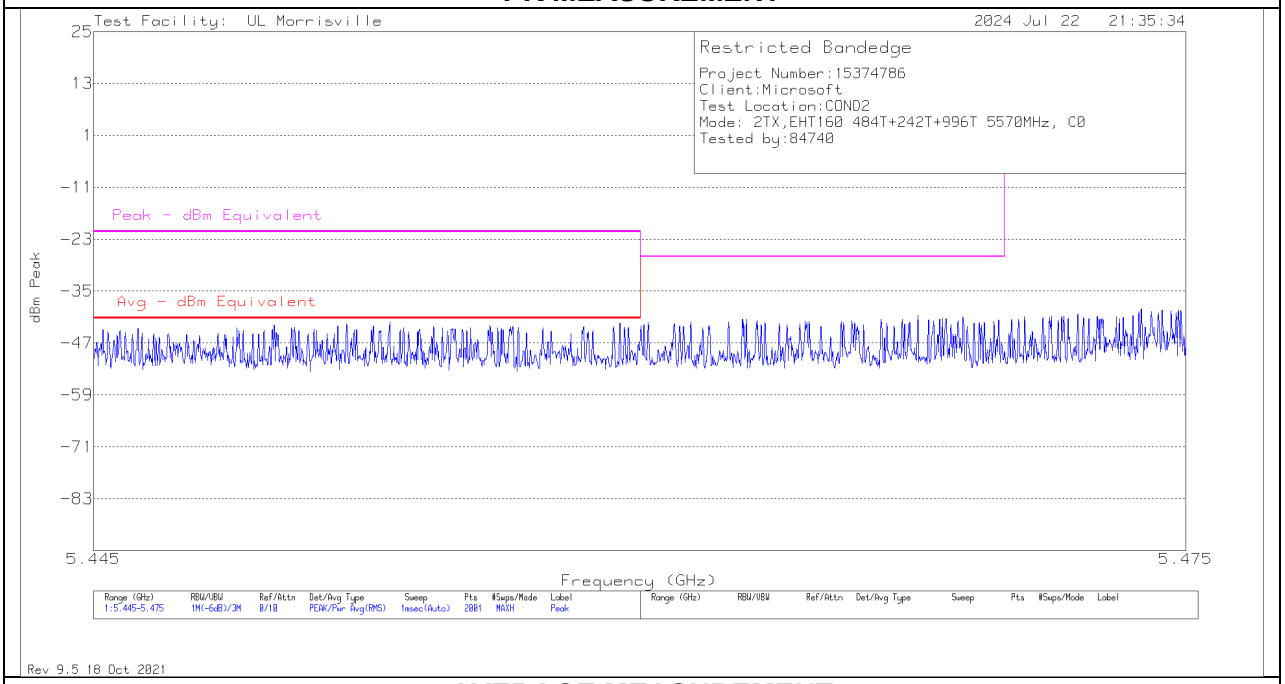

AVERAGE MEASUREMENT

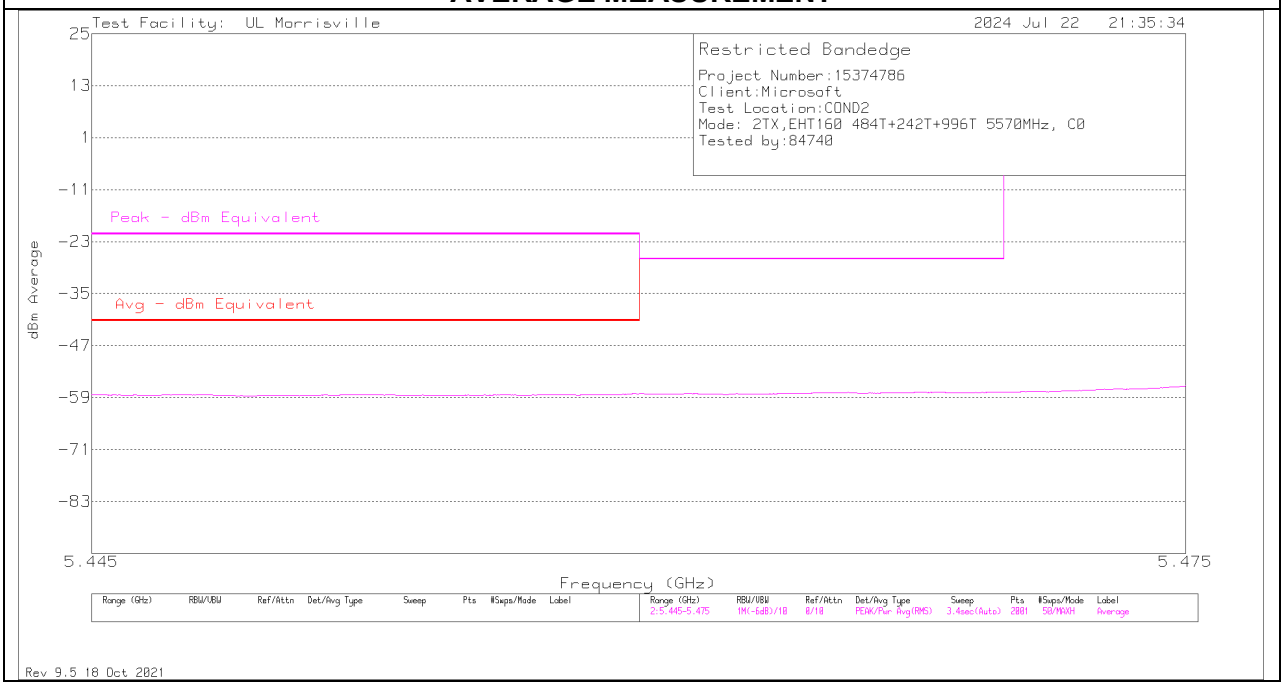

UL LLC
12 Laboratory Drive, Research Triangle Park, NC 27709; USA TEL:(919)549-1400
This report shall not be reproduced except in full, without the written approval of UL LLC

SUMMED BANDEDGE DATA (Pk) Fast Method

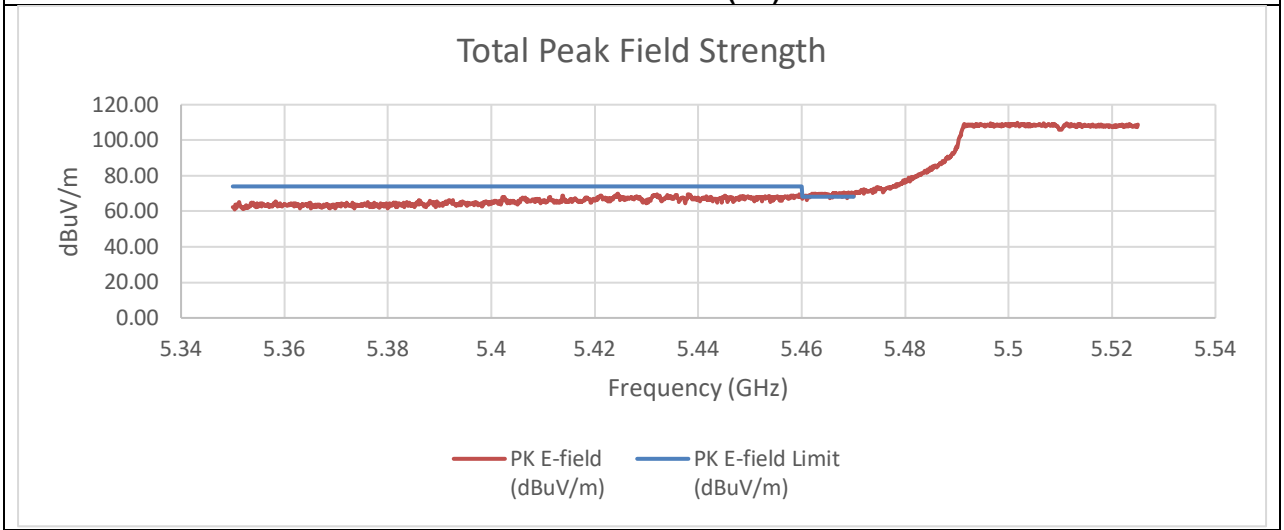

SUMMED BANDEDGE DATA (Av) Fast Method

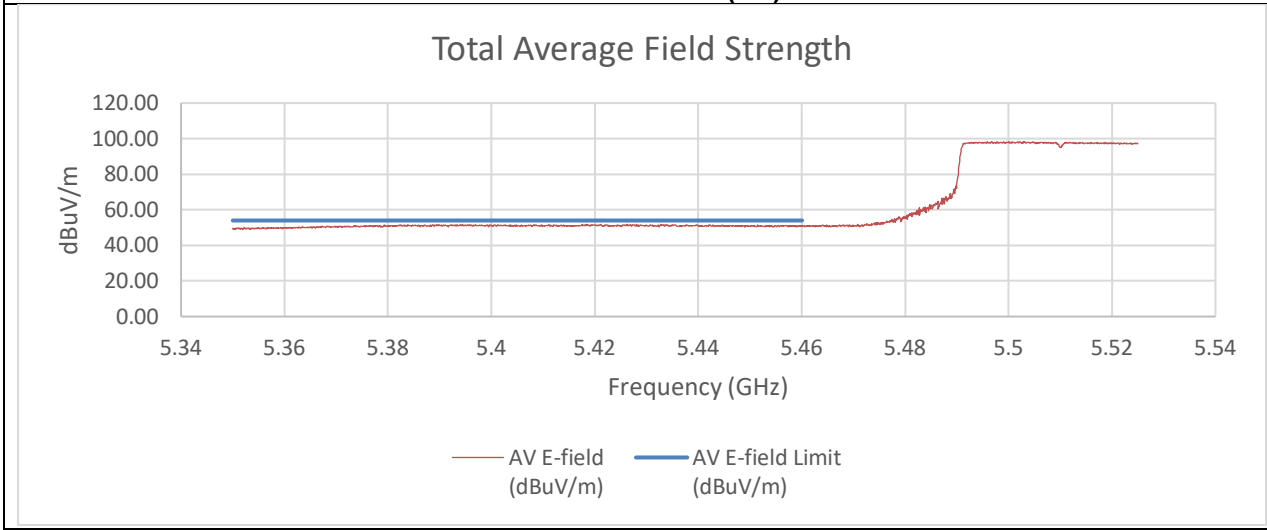

UL LLC
12 Laboratory Drive, Research Triangle Park, NC 27709; USA TEL:(919)549-1400

This report shall not be reproduced except in full, without the written approval of UL LLC

SUMMED BANDEDGE DATA (Pk) Slow Sweep

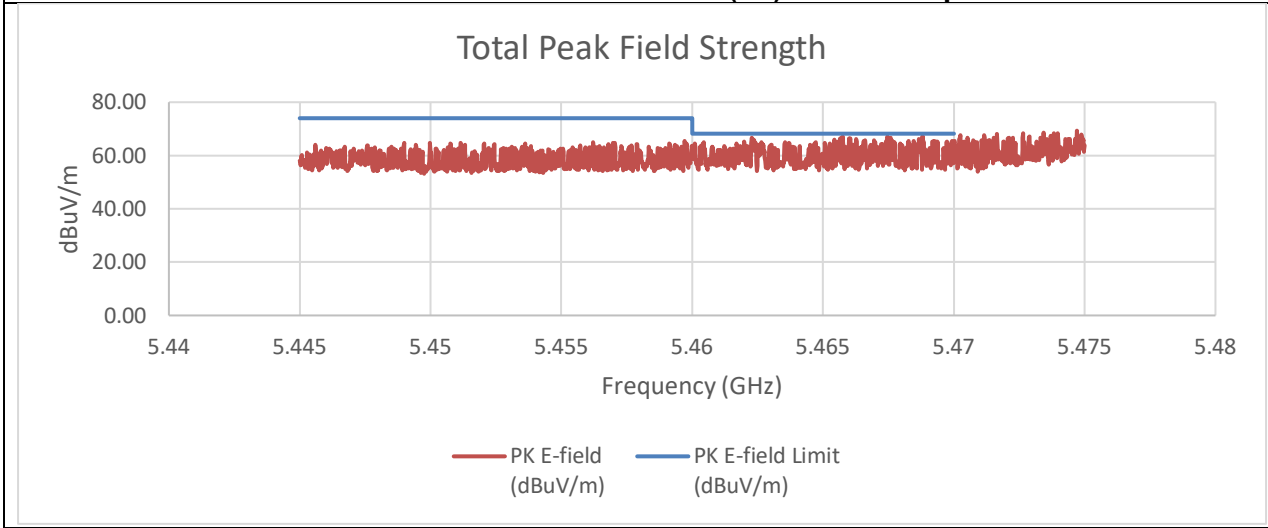

SUMMED BANDEDGE DATA (Av) Slow Sweep

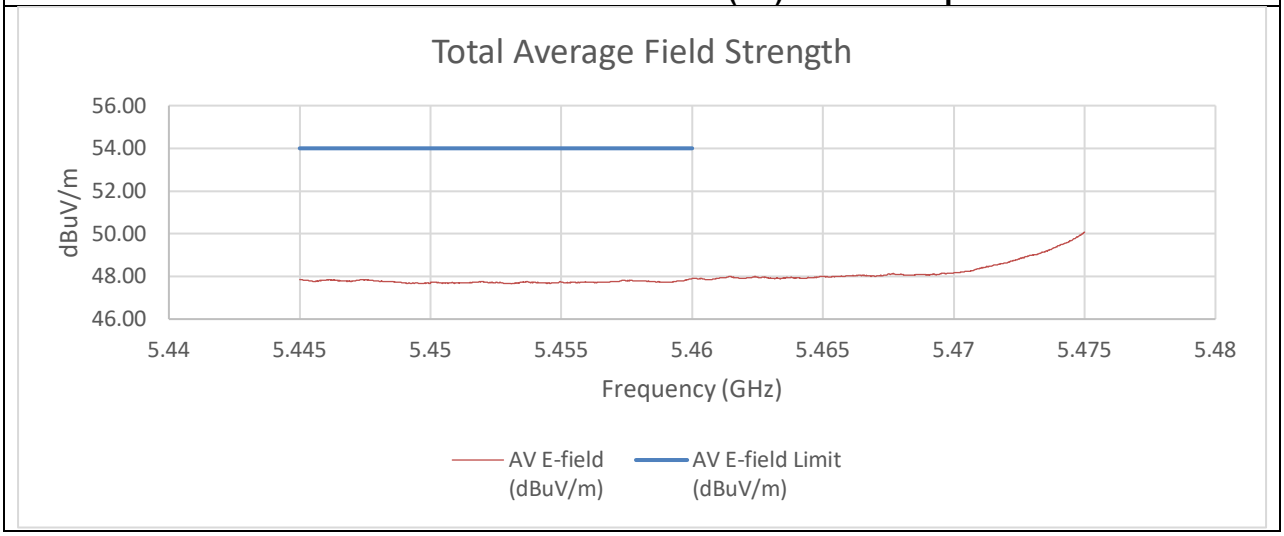

Summed Pk and Av Data at Restricted Band

Frequency (GHz)	PK Reading C1 (dBm)	PK Reading C2 (dBm)	PK EIRP (dBm)	PK E-field (dBuV/m)	PK E-field Limit (dBuV/m)	Margin (dB)
5.46	-51.63	-44.18	-31.79	63.47	74.00	-10.53
5.47	-49.05	-53.49	-36.05	59.21	68.20	-8.99
Frequency (GHz)	**AV Reading C1 (dBm)**	**AV Reading C2 (dBm)**	**AV EIRP (dBm)**	**AV E-field (dBuV/m)**	**AV E-field Limit (dBuV/m)**	**Margin (dB)**
5.46	-62.19	-61.90	-47.36	47.90	54.00	-6.10

An array gain of 11.67 dBi was used in the calculation of the summed data. Fast sweep was performed just to show that no other emissions existed outside of the frequencies observed by the slow sweep measurement.

UL LLC
12 Laboratory Drive, Research Triangle Park, NC 27709; USA TEL:(919)549-1400
This report shall not be reproduced except in full, without the written approval of UL LLC

2TX CHAIN 0 + CHAIN 1 MODE (High Gain) High BE 5570 MHz

PK MEASUREMENT

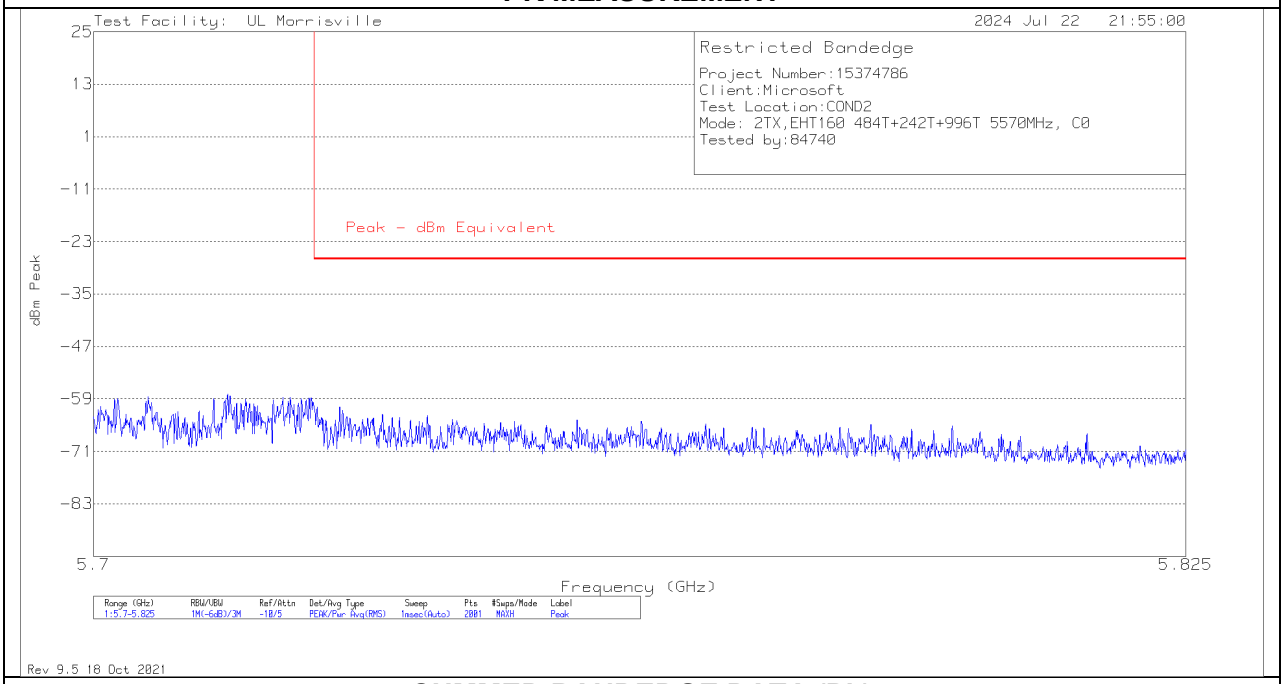

SUMMED BANDEDGE DATA (Pk)

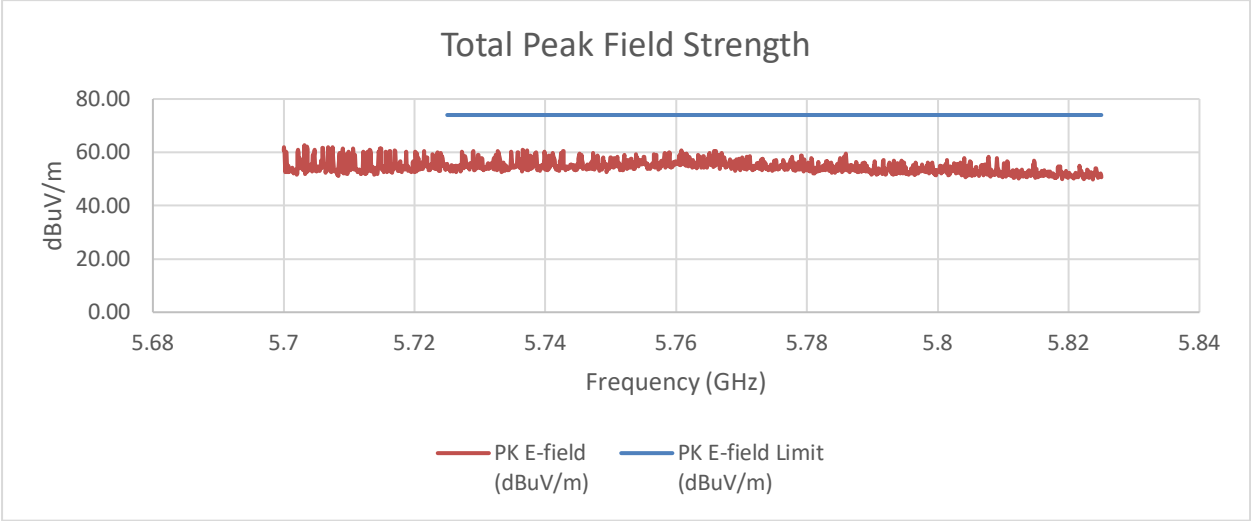

Summed Pk Data at Restricted Band

Frequency (GHz)	PK Reading C1 (dBm)	PK Reading C2 (dBm)	PK EIRP (dBm)	PK E-field (dBuV/m)	PK E-field Limit (dBuV/m)	Margin (dB)
5.725	-61.09	-53.73	-41.33	53.93	74.00	-20.07

An array gain of 11.67 dBi was used in the calculation of the summed data.

UL LLC
12 Laboratory Drive, Research Triangle Park, NC 27709; USA TEL:(919)549-1400
This report shall not be reproduced except in full, without the written approval of UL LLC

TX ABOVE 1 GHz 802.11be EHT160 484T+242T+996T (N) PUNCTURED 0x08 MODE IN THE 5.6 GHz BAND

2TX CHAIN 0 + CHAIN 1 MODE (Low Gain) Low BE 5570 MHz

SUMMED BANDEDGE DATA (Pk) Fast Method

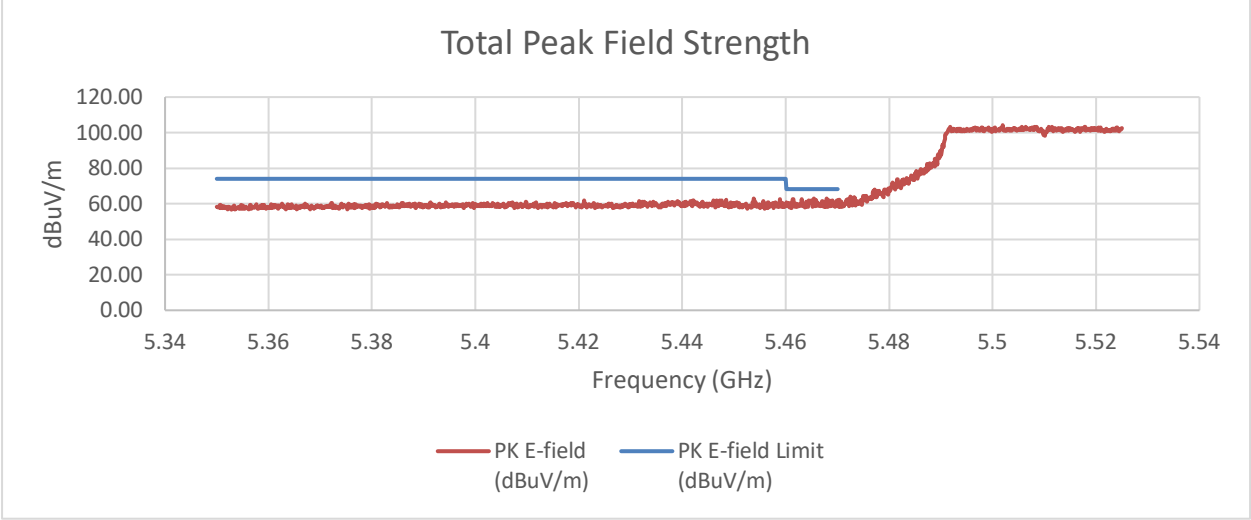

SUMMED BANDEDGE DATA (Av) Fast Method

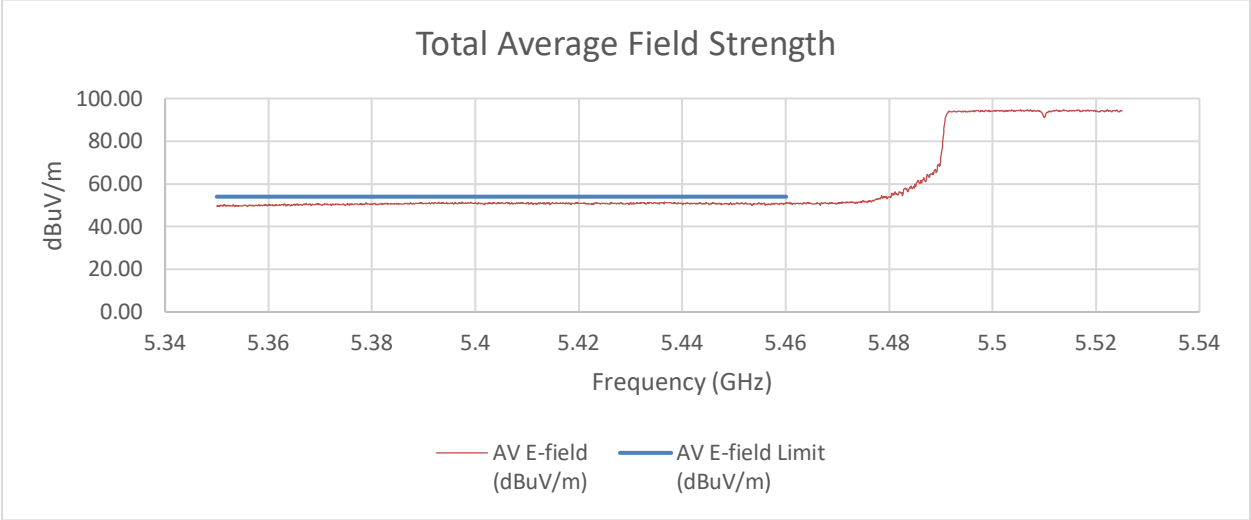

UL LLC
12 Laboratory Drive, Research Triangle Park, NC 27709; USA TEL:(919)549-1400

This report shall not be reproduced except in full, without the written approval of UL LLC

SUMMED BANDEDGE DATA (Pk) Slow Sweep

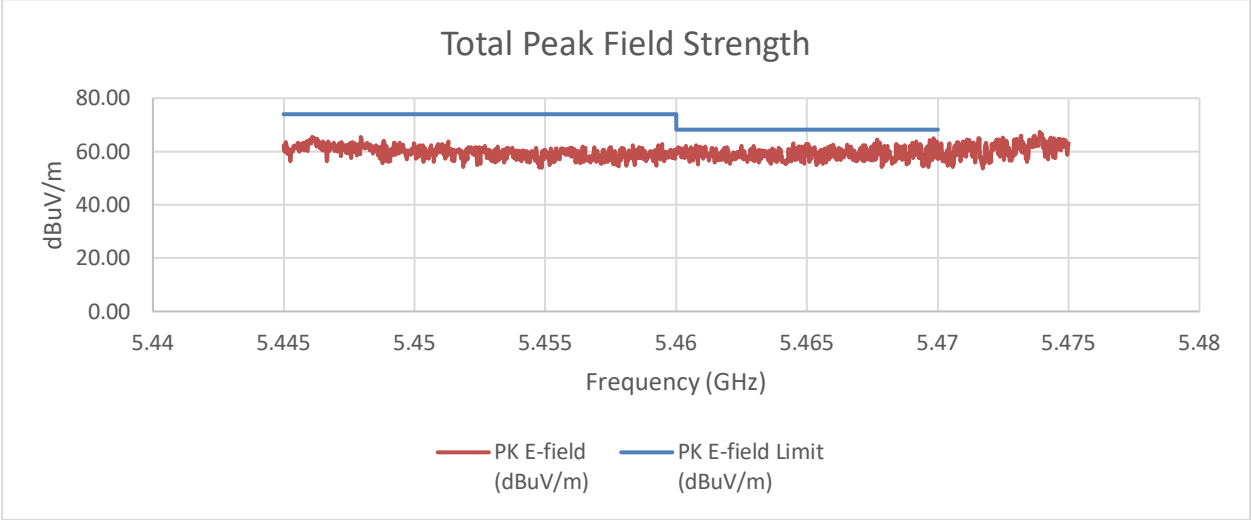

SUMMED BANDEDGE DATA (Av) Slow Sweep

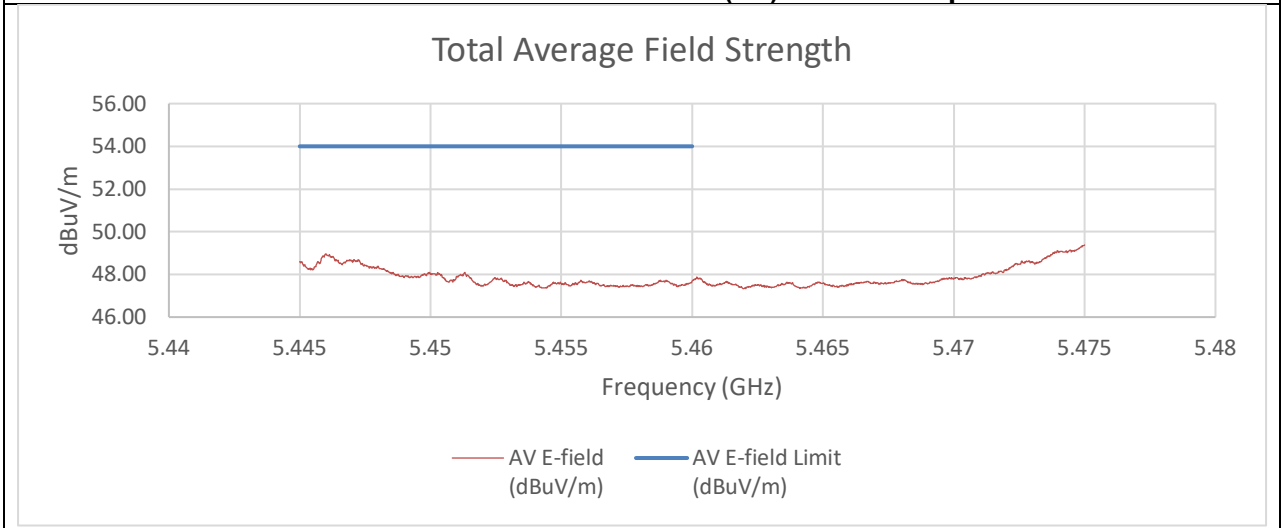

Summed Pk and Av Data at Restricted Band

Frequency (GHz)	PK Reading C1 (dBm)	PK Reading C2 (dBm)	PK EIRP (dBm)	PK E-field (dBuV/m)	PK E-field Limit (dBuV/m)	Margin (dB)
5.46	-45.81	-45.71	-34.54	60.72	74.00	-13.28
5.47	-50.97	-47.94	-37.98	57.28	68.20	-10.92
Frequency (GHz)	**AV Reading C1 (dBm)**	**AV Reading C2 (dBm)**	**AV EIRP (dBm)**	**AV E-field (dBuV/m)**	**AV E-field Limit (dBuV/m)**	**Margin (dB)**
5.46	-58.77	-58.81	-47.57	47.69	54.00	-6.31

An array gain of 8.21 dBi was used in the calculation of the summed data. Fast sweep was performed just to show that no other emissions existed outside of the frequencies observed by the slow sweep measurement.

UL LLC
12 Laboratory Drive, Research Triangle Park, NC 27709; USA TEL:(919)549-1400
This report shall not be reproduced except in full, without the written approval of UL LLC

2TX CHAIN 0 + CHAIN 1 MODE (Low Gain) High BE 5570 MHz

SUMMED BANDEDGE DATA (Pk)

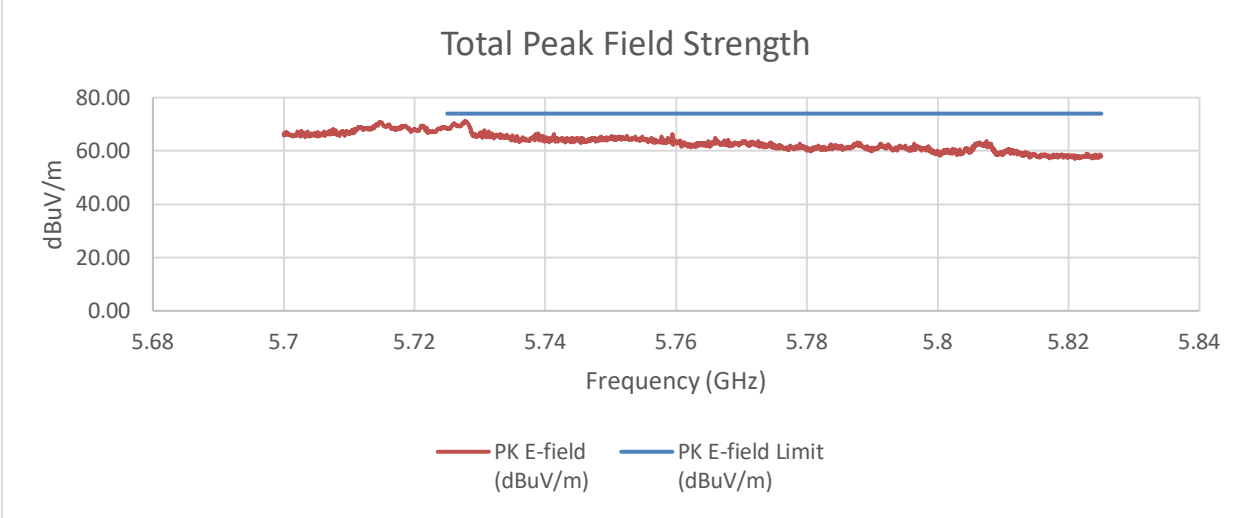

Summed Pk Data at Restricted Band

Frequency (GHz)	PK Reading C1 (dBm)	PK Reading C2 (dBm)	PK EIRP (dBm)	PK E-field (dBuV/m)	PK E-field Limit (dBuV/m)	Margin (dB)
5.725	-41.46	-36.26	-26.90	68.35	74.00	-5.65

An array gain of 8.21 dBi was used in the calculation of the summed data.

UL LLC
12 Laboratory Drive, Research Triangle Park, NC 27709; USA TEL:(919)549-1400
This report shall not be reproduced except in full, without the written approval of UL LLC

2TX CHAIN 0 + CHAIN 1 MODE (Mid Gain) Low BE 5570 MHz

SUMMED BANDEDGE DATA (Pk) Fast Method

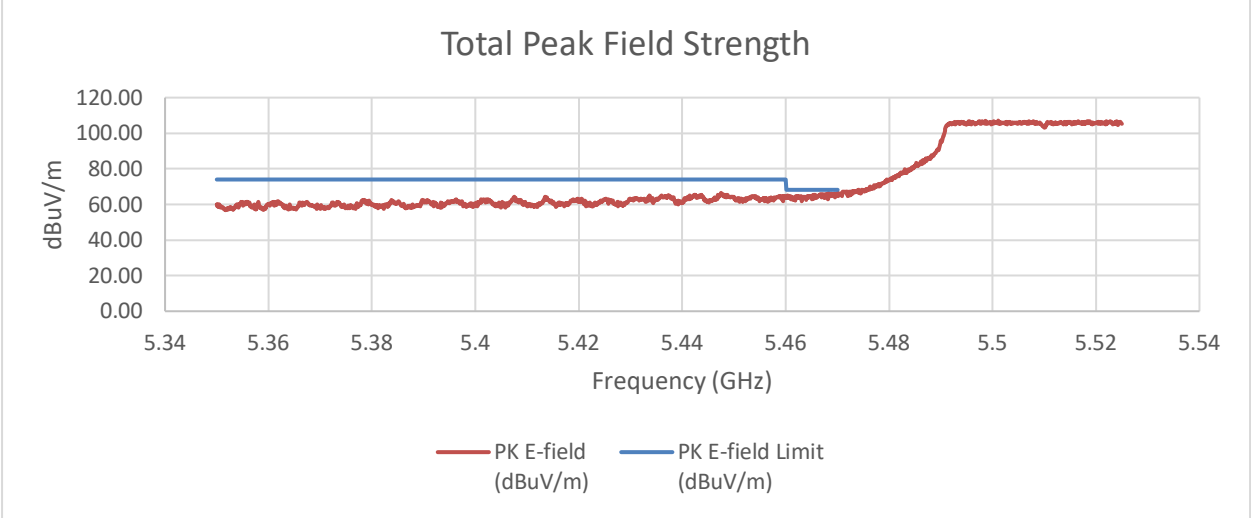

SUMMED BANDEDGE DATA (Av) Fast Method

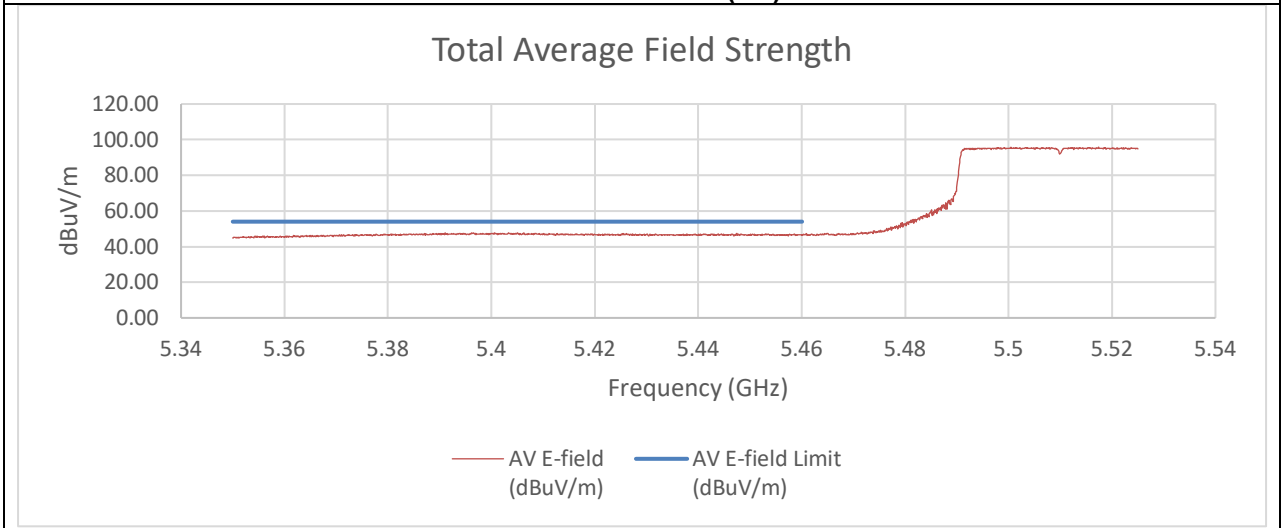

UL LLC
12 Laboratory Drive, Research Triangle Park, NC 27709; USA TEL:(919)549-1400
This report shall not be reproduced except in full, without the written approval of UL LLC

SUMMED BANDEDGE DATA (Pk) Slow Sweep

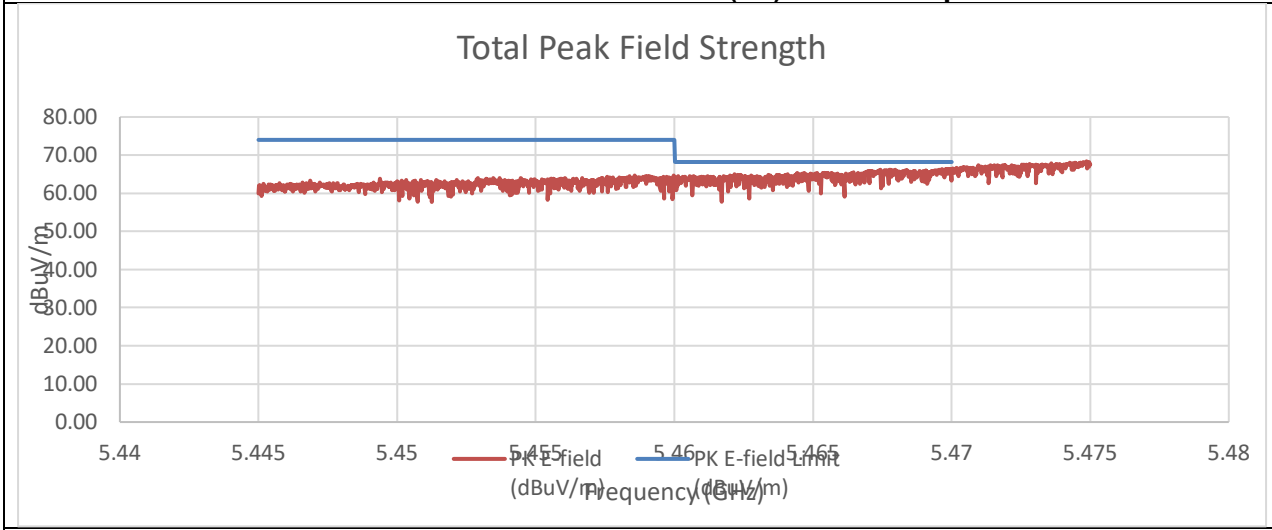

SUMMED BANDEDGE DATA (Av) Slow Sweep

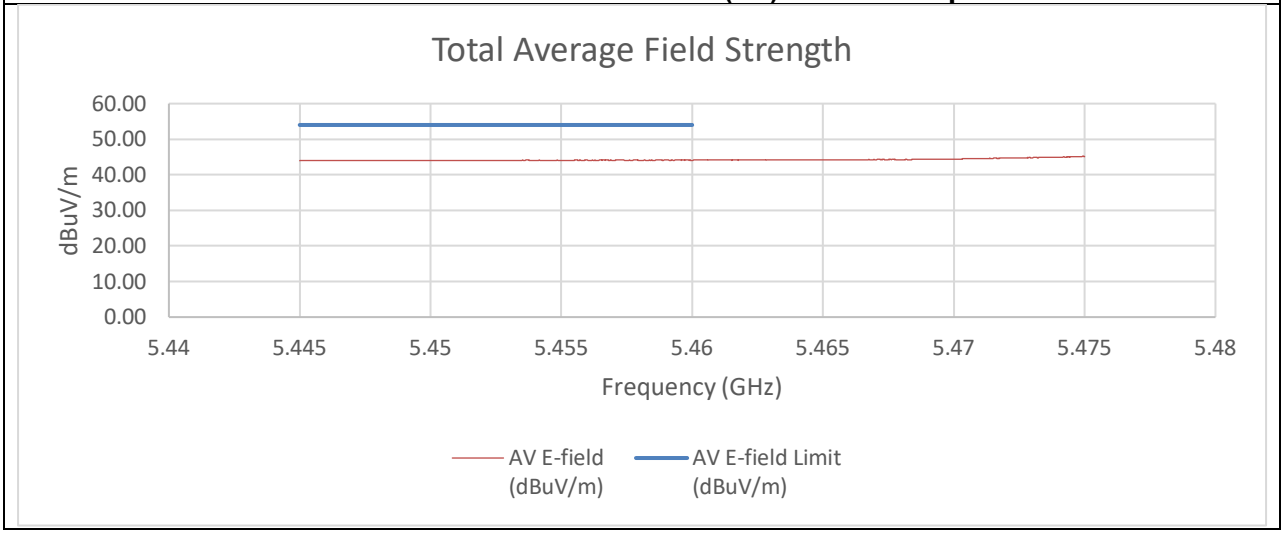

Summed Pk and Av Data at Restricted Band

Frequency (GHz)	PK Reading C1 (dBm)	PK Reading C2 (dBm)	PK EIRP (dBm)	PK E-field (dBuV/m)	PK E-field Limit (dBuV/m)	Margin (dB)
5.46	-48.62	-46.99	-34.41	60.85	74.00	-13.15
5.47	-47.12	-43.94	-31.92	63.33	68.20	-4.87
Frequency (GHz)	**AV Reading C1 (dBm)**	**AV Reading C2 (dBm)**	**AV EIRP (dBm)**	**AV E-field (dBuV/m)**	**AV E-field Limit (dBuV/m)**	**Margin (dB)**
5.46	-63.93	-65.12	-51.16	44.09	54.00	-9.91

An array gain of 10.31 dBi was used in the calculation of the summed data. Fast sweep was performed just to show that no other emissions existed outside of the frequencies observed by the slow sweep measurement.

UL LLC
12 Laboratory Drive, Research Triangle Park, NC 27709; USA TEL:(919)549-1400
This report shall not be reproduced except in full, without the written approval of UL LLC

2TX CHAIN 0 + CHAIN 1 MODE (Mid Gain) High BE 5570 MHz

SUMMED BANDEDGE DATA (Pk)

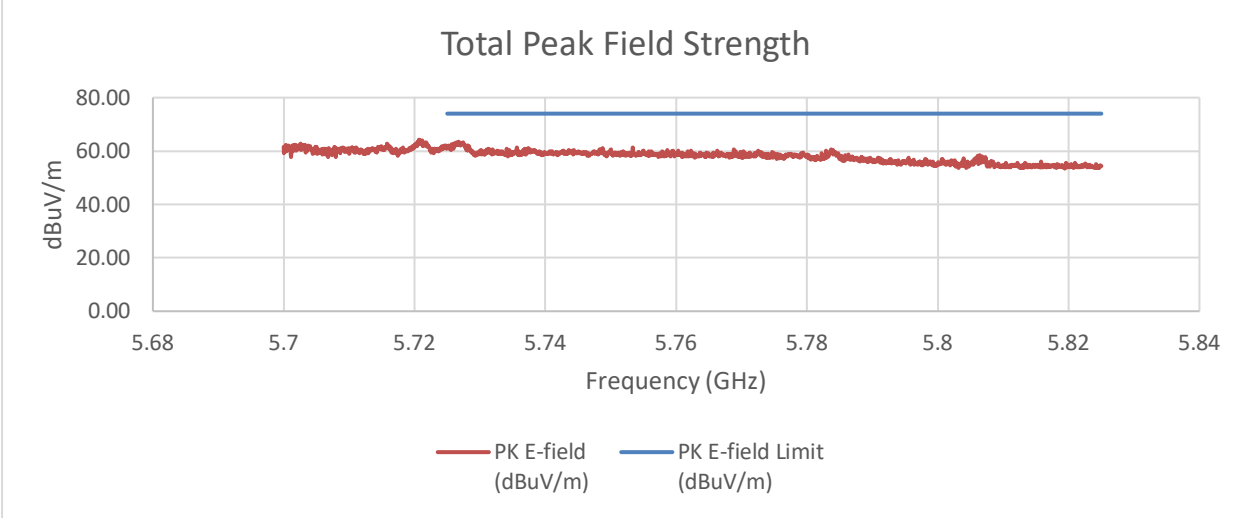

Summed Pk Data at Restricted Band

Frequency (GHz)	PK Reading C1 (dBm)	PK Reading C2 (dBm)	PK EIRP (dBm)	PK E-field (dBuV/m)	PK E-field Limit (dBuV/m)	Margin (dB)
5.725	-47.15	-46.37	-33.42	61.84	74.00	-12.16

An array gain of 10.31 dBi was used in the calculation of the summed data.

UL LLC
12 Laboratory Drive, Research Triangle Park, NC 27709; USA TEL:(919)549-1400
This report shall not be reproduced except in full, without the written approval of UL LLC

2TX CHAIN 0 + CHAIN 1 MODE (High Gain) Low BE 5570 MHz

PK MEASUREMENT

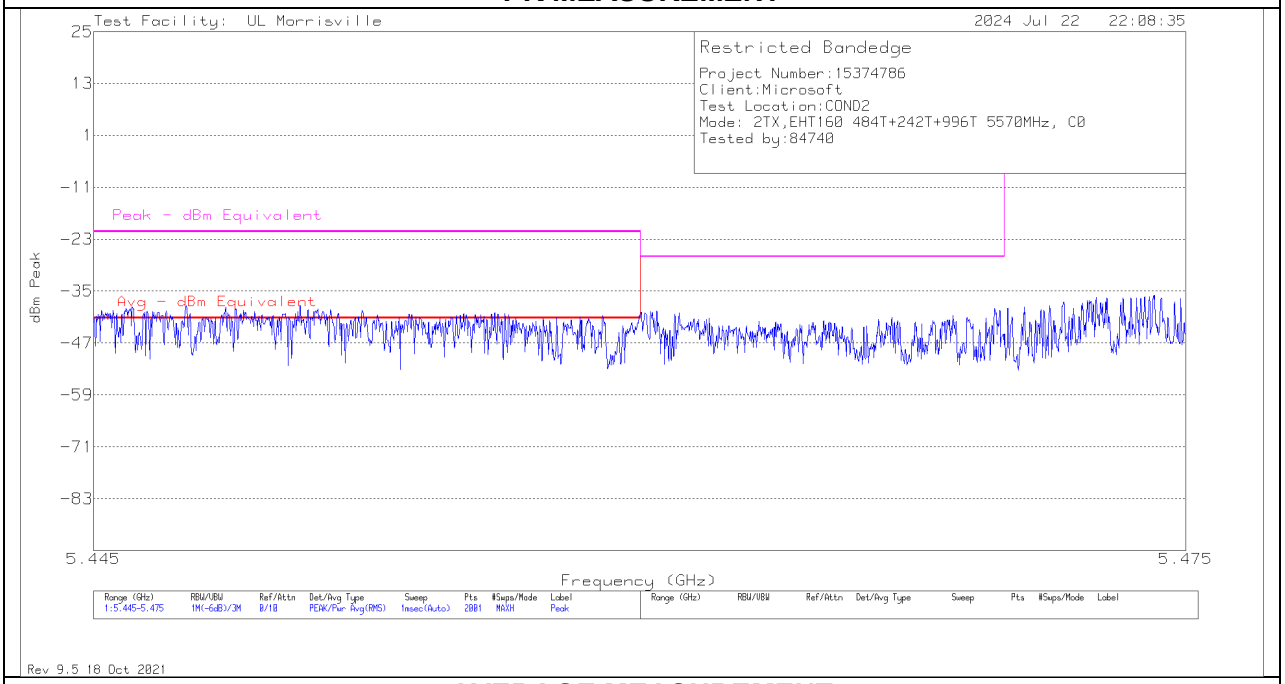

AVERAGE MEASUREMENT

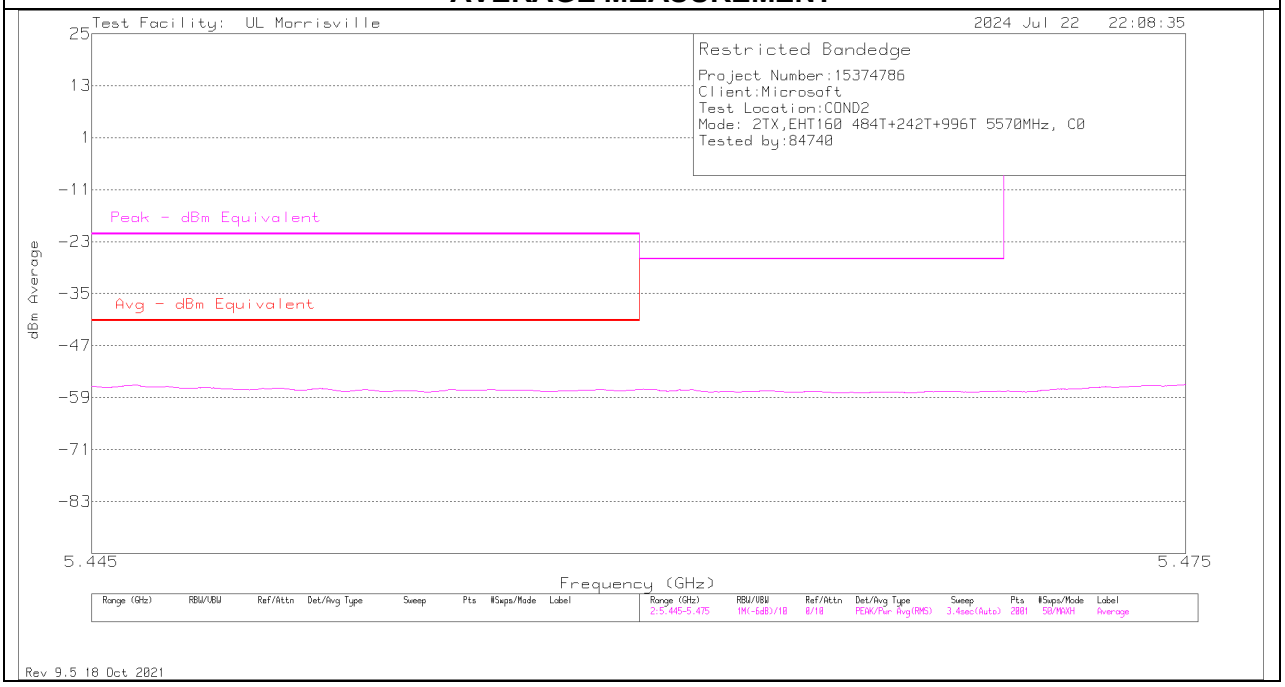

UL LLC
12 Laboratory Drive, Research Triangle Park, NC 27709; USA TEL:(919)549-1400
This report shall not be reproduced except in full, without the written approval of UL LLC

SUMMED BANDEDGE DATA (Pk) Fast Method

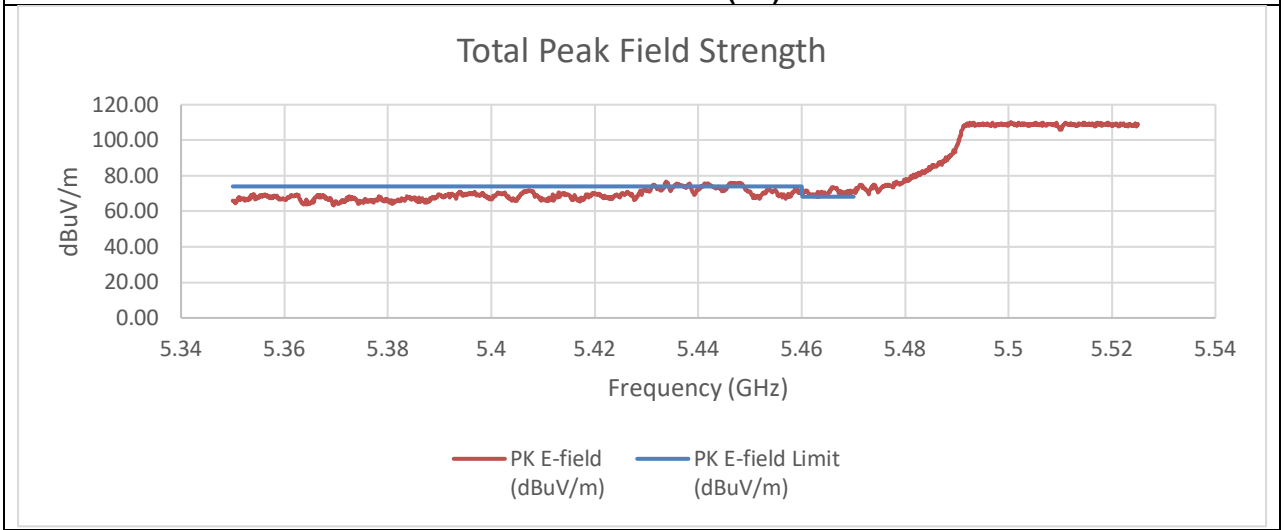

SUMMED BANDEDGE DATA (Av) Fast Method

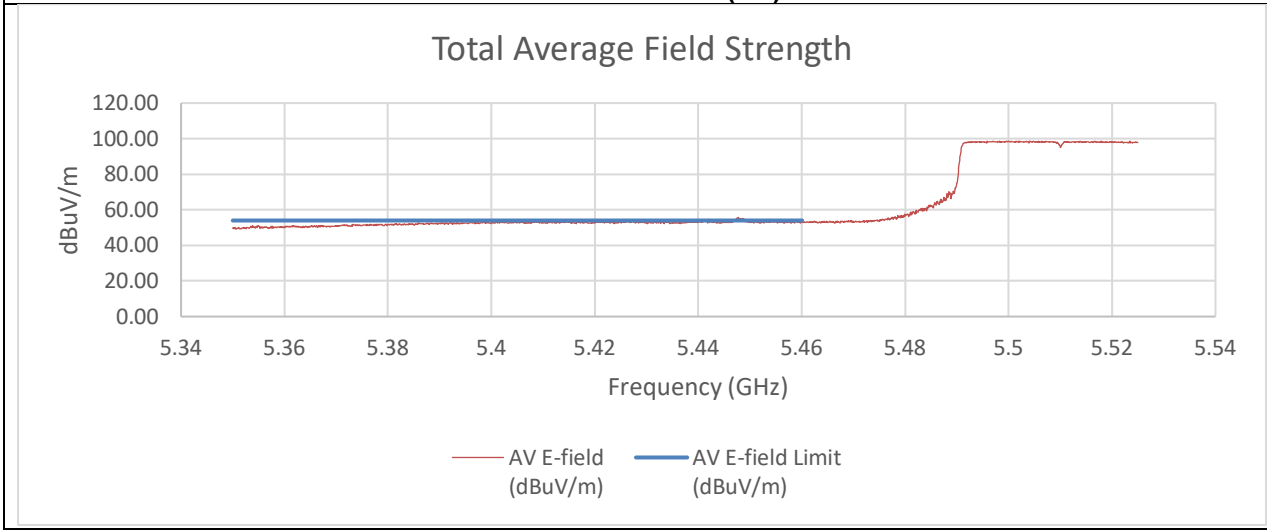

UL LLC
12 Laboratory Drive, Research Triangle Park, NC 27709; USA TEL:(919)549-1400

This report shall not be reproduced except in full, without the written approval of UL LLC

SUMMED BANDEDGE DATA (Pk) Slow Sweep

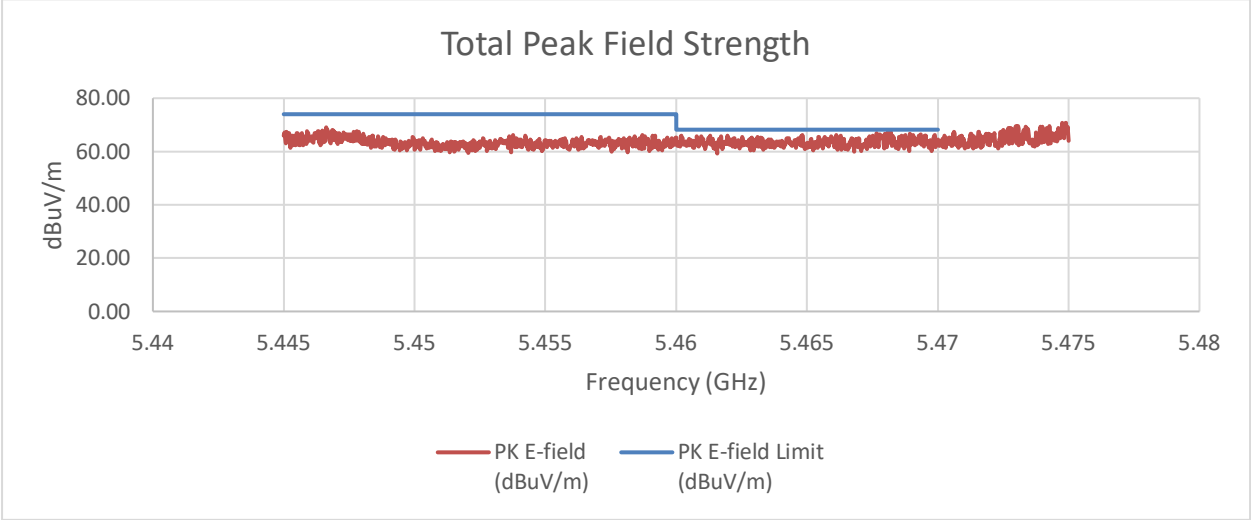

SUMMED BANDEDGE DATA (Av) Slow Sweep

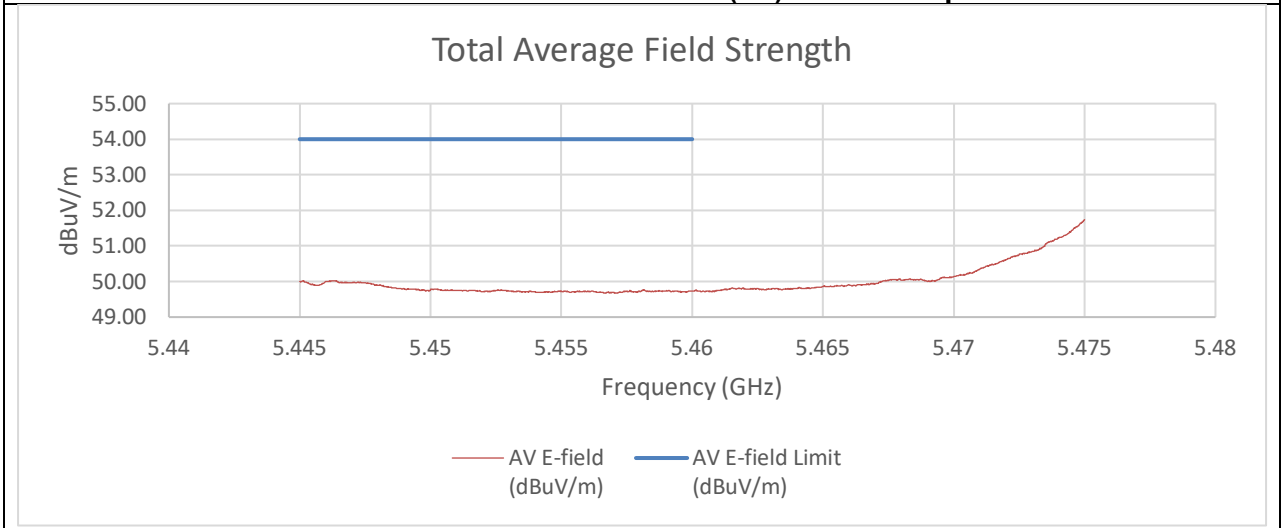

Summed Pk and Av Data at Restricted Band

Frequency (GHz)	PK Reading C1 (dBm)	PK Reading C2 (dBm)	PK EIRP (dBm)	PK E-field (dBuV/m)	PK E-field Limit (dBuV/m)	Margin (dB)
5.46	-49.96	-42.39	-30.02	65.24	74.00	-8.76
5.47	-48.71	-44.08	-31.12	64.13	68.20	-4.07
Frequency (GHz)	**AV Reading C1 (dBm)**	**AV Reading C2 (dBm)**	**AV EIRP (dBm)**	**AV E-field (dBuV/m)**	**AV E-field Limit (dBuV/m)**	**Margin (dB)**
5.46	-60.54	-59.89	-45.52	49.74	54.00	-4.26

An array gain of 11.67 dBi was used in the calculation of the summed data. Fast sweep was performed just to show that no other emissions existed outside of the frequencies observed by the slow sweep measurement.

UL LLC
12 Laboratory Drive, Research Triangle Park, NC 27709; USA TEL:(919)549-1400
This report shall not be reproduced except in full, without the written approval of UL LLC

2TX CHAIN 0 + CHAIN 1 MODE (High Gain) High BE 5570 MHz

PK MEASUREMENT

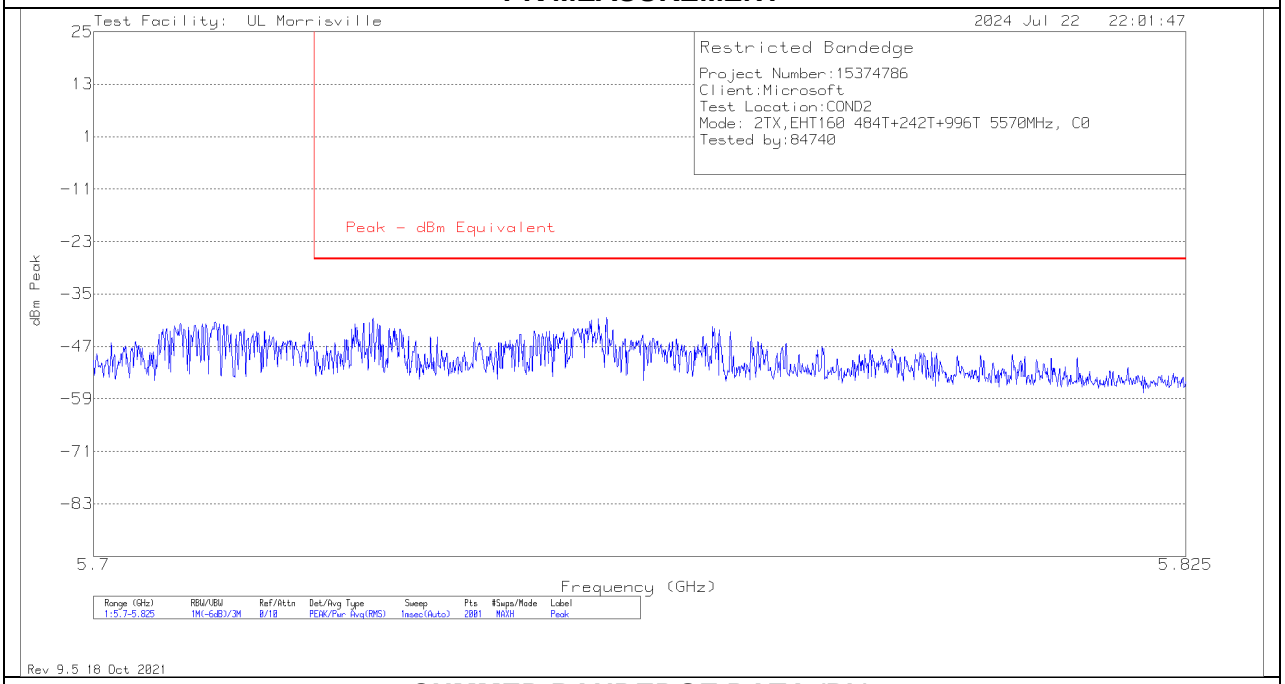

SUMMED BANDEDGE DATA (Pk)

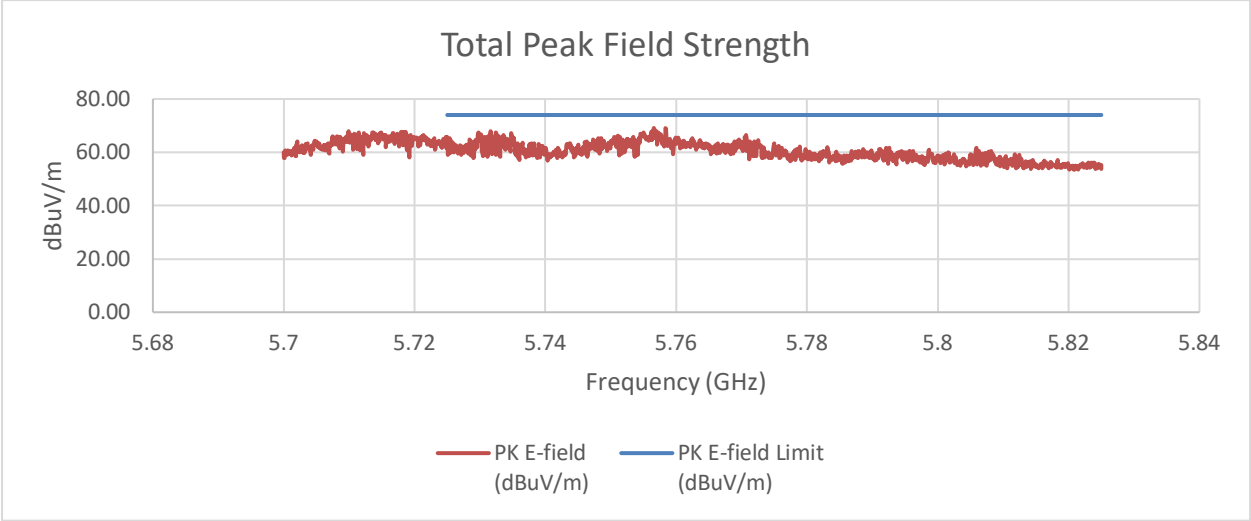

Summed Pk Data at Restricted Band

Frequency (GHz)	PK Reading C1 (dBm)	PK Reading C2 (dBm)	PK EIRP (dBm)	PK E-field (dBuV/m)	PK E-field Limit (dBuV/m)	Margin (dB)
5.725	-49.25	-41.76	-29.38	65.88	74.00	-8.12

An array gain of 11.67 dBi was used in the calculation of the summed data.

UL LLC
12 Laboratory Drive, Research Triangle Park, NC 27709; USA TEL:(919)549-1400

This report shall not be reproduced except in full, without the written approval of UL LLC

TX ABOVE 1 GHz 802.11be EHT160 996T+242T+484T (N) PUNCTURED 0x10 MODE IN THE 5.6 GHz BAND

2TX CHAIN 0 + CHAIN 1 MODE (Low Gain) Low BE 5570 MHz

SUMMED BANDEDGE DATA (Pk) Fast Method

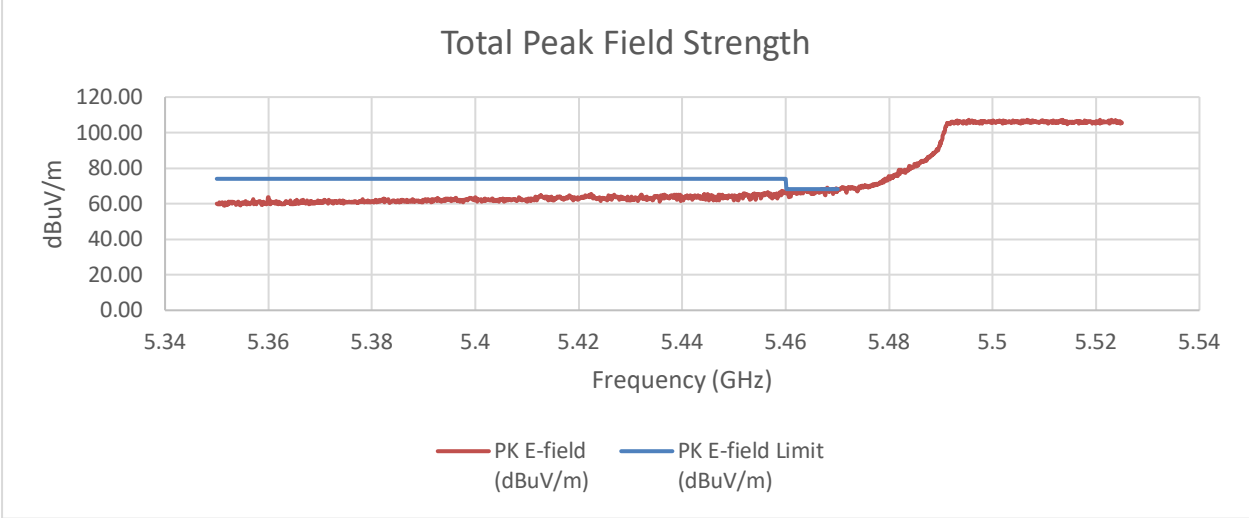

SUMMED BANDEDGE DATA (Av) Fast Method

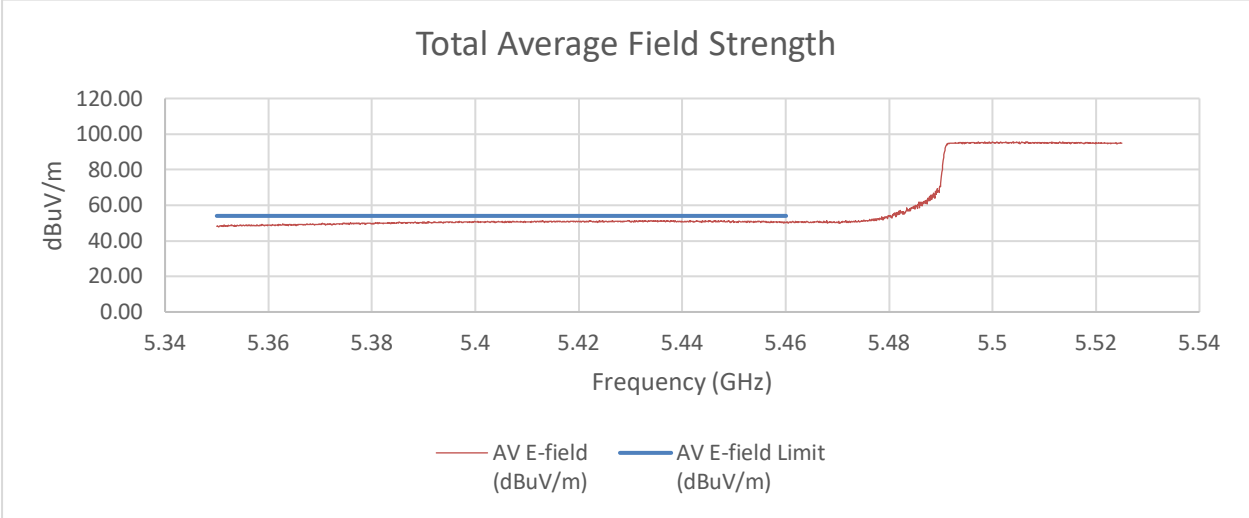

UL LLC
12 Laboratory Drive, Research Triangle Park, NC 27709; USA TEL:(919)549-1400

This report shall not be reproduced except in full, without the written approval of UL LLC

SUMMED BANDEDGE DATA (Pk) Slow Sweep

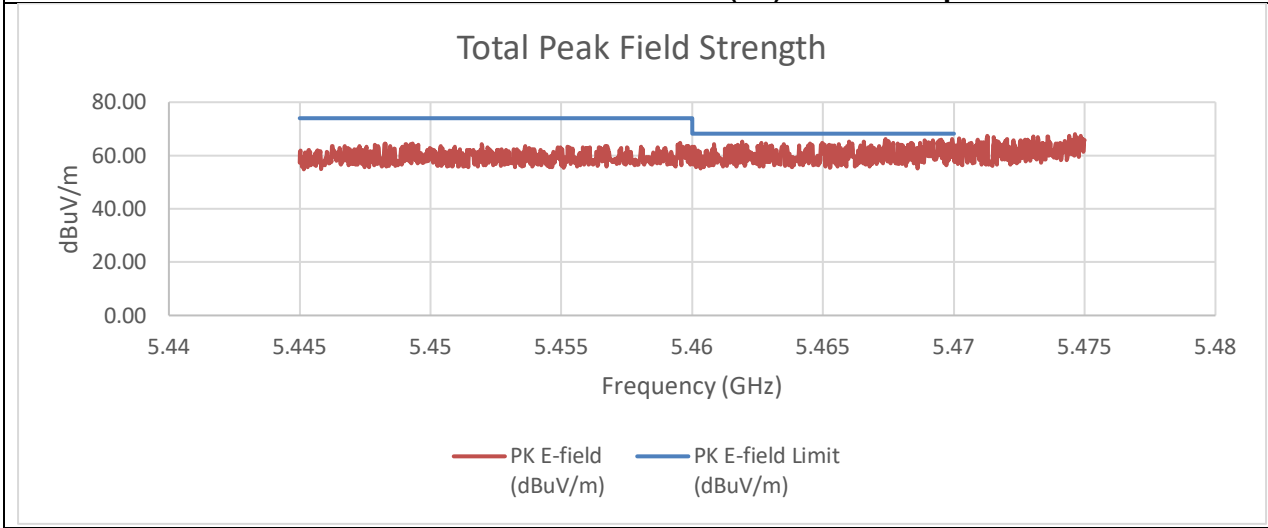

SUMMED BANDEDGE DATA (Av) Slow Sweep

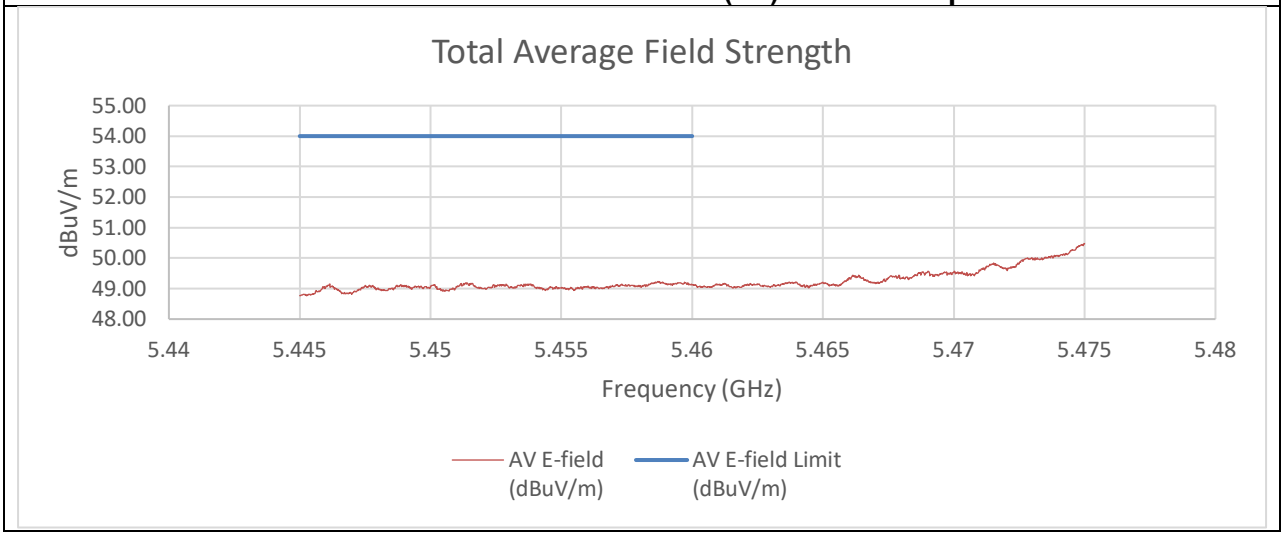

Summed Pk and Av Data at Restricted Band

Frequency (GHz)	PK Reading C1 (dBm)	PK Reading C2 (dBm)	PK EIRP (dBm)	PK E-field (dBuV/m)	PK E-field Limit (dBuV/m)	Margin (dB)
5.46	-40.65	-49.40	-31.90	63.36	74.00	-10.64
5.47	-46.80	-47.59	-35.96	59.30	68.20	-8.90
Frequency (GHz)	**AV Reading C1 (dBm)**	**AV Reading C2 (dBm)**	**AV EIRP (dBm)**	**AV E-field (dBuV/m)**	**AV E-field Limit (dBuV/m)**	**Margin (dB)**
5.46	-57.38	-57.36	-46.13	49.13	54.00	-4.87

An array gain of 8.21 dBi was used in the calculation of the summed data. Fast sweep was performed just to show that no other emissions existed outside of the frequencies observed by the slow sweep measurement.

UL LLC
12 Laboratory Drive, Research Triangle Park, NC 27709; USA TEL:(919)549-1400
This report shall not be reproduced except in full, without the written approval of UL LLC

2TX CHAIN 0 + CHAIN 1 MODE (Low Gain) High BE 5570 MHz

SUMMED BANDEDGE DATA (Pk)

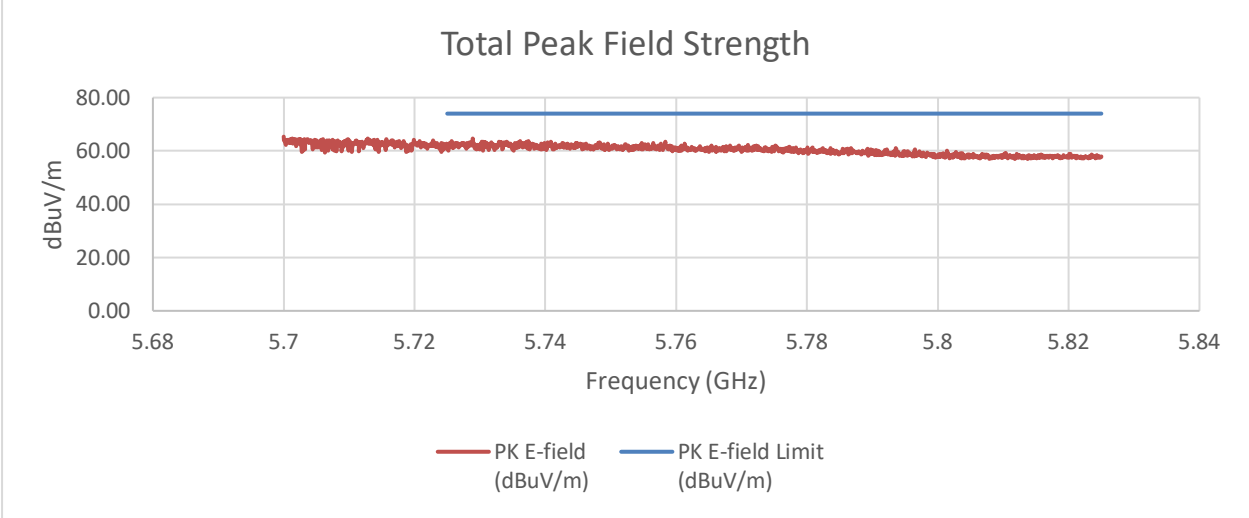

Summed Pk Data at Restricted Band

Frequency (GHz)	PK Reading C1 (dBm)	PK Reading C2 (dBm)	PK EIRP (dBm)	PK E-field (dBuV/m)	PK E-field Limit (dBuV/m)	Margin (dB)
5.725	-45.32	-44.90	-33.88	61.37	74.00	-12.63

An array gain of 8.21 dBi was used in the calculation of the summed data.

UL LLC
12 Laboratory Drive, Research Triangle Park, NC 27709; USA TEL:(919)549-1400
This report shall not be reproduced except in full, without the written approval of UL LLC

2TX CHAIN 0 + CHAIN 1 MODE (Mid Gain) Low BE 5570 MHz

SUMMED BANDEDGE DATA (Pk) Fast Method

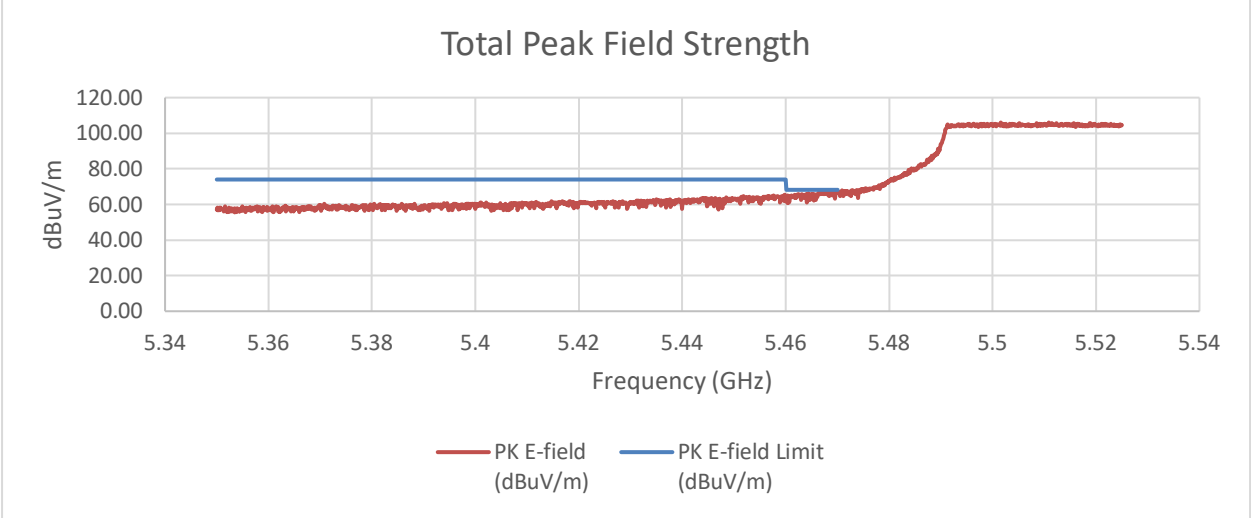

SUMMED BANDEDGE DATA (Av) Fast Method

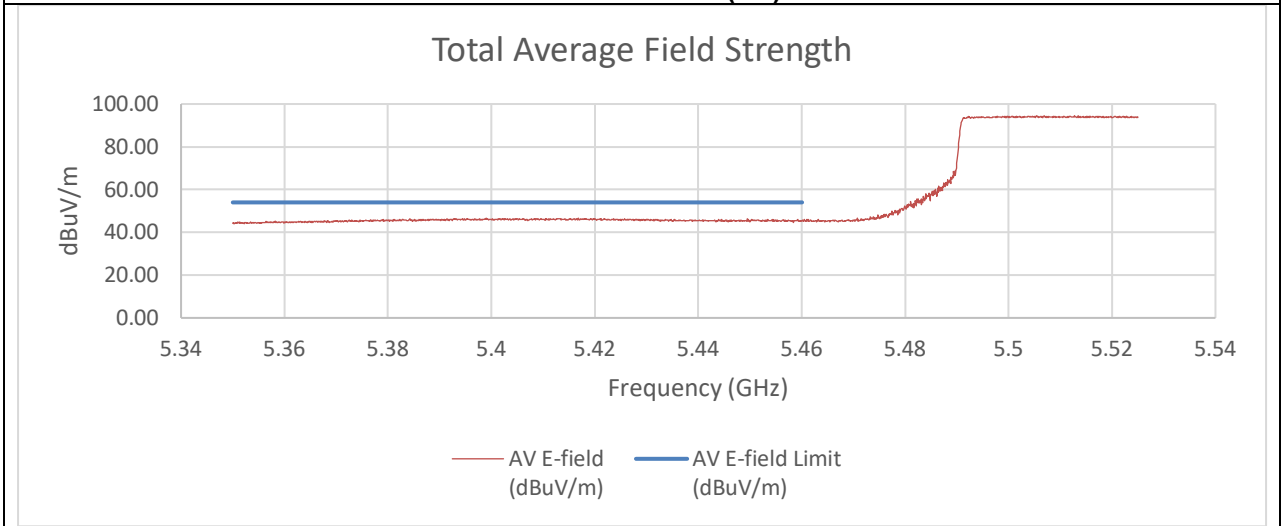

UL LLC
12 Laboratory Drive, Research Triangle Park, NC 27709; USA TEL:(919)549-1400
This report shall not be reproduced except in full, without the written approval of UL LLC

SUMMED BANDEDGE DATA (Pk) Slow Sweep

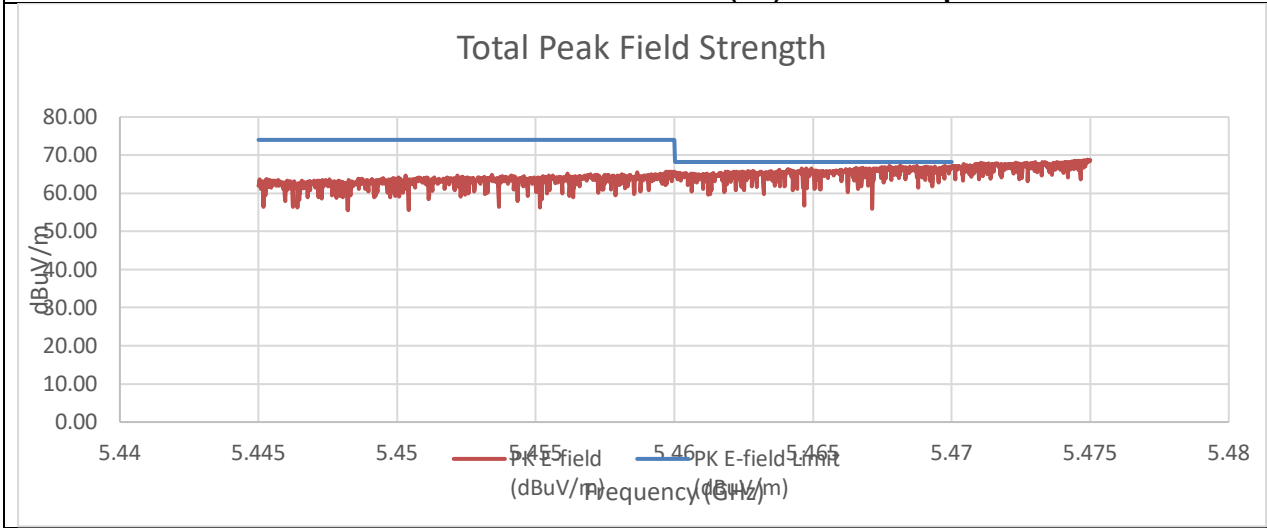

SUMMED BANDEDGE DATA (Av) Slow Sweep

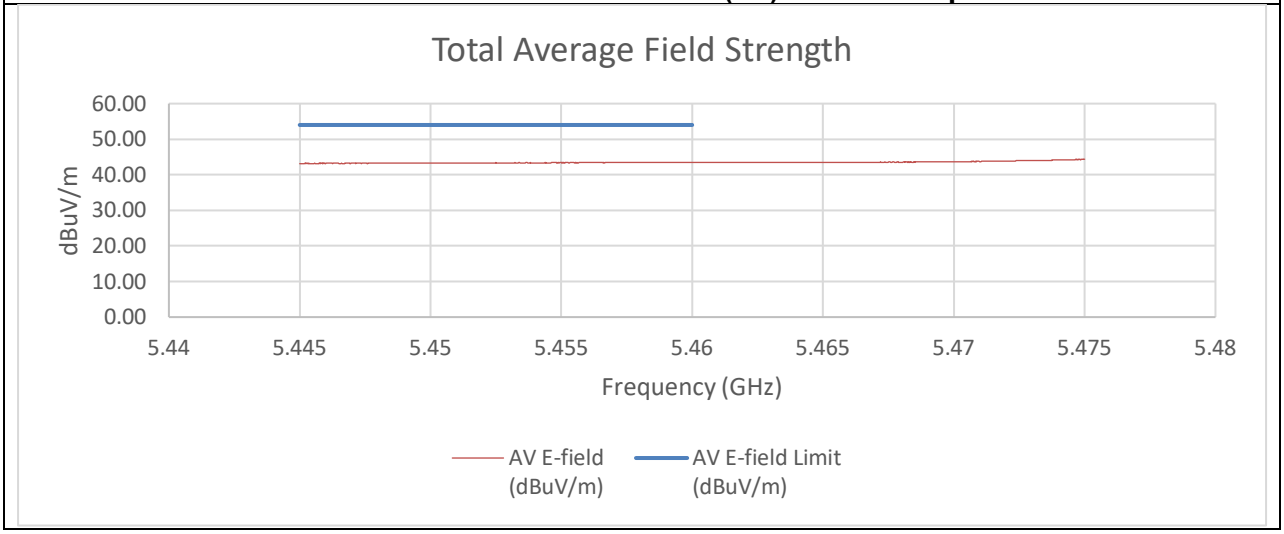

Summed Pk and Av Data at Restricted Band

Frequency (GHz)	PK Reading C1 (dBm)	PK Reading C2 (dBm)	PK EIRP (dBm)	PK E-field (dBuV/m)	PK E-field Limit (dBuV/m)	Margin (dB)
5.46	-41.63	-46.10	-29.99	65.26	74.00	-8.74
5.47	-40.57	-44.09	-28.66	66.60	68.20	-1.60
Frequency (GHz)	**AV Reading C1 (dBm)**	**AV Reading C2 (dBm)**	**AV EIRP (dBm)**	**AV E-field (dBuV/m)**	**AV E-field Limit (dBuV/m)**	**Margin (dB)**
5.46	-64.73	-65.57	-51.81	43.45	54.00	-10.55

An array gain of 10.31 dBi was used in the calculation of the summed data. Fast sweep was performed just to show that no other emissions existed outside of the frequencies observed by the slow sweep measurement.

UL LLC
12 Laboratory Drive, Research Triangle Park, NC 27709; USA TEL:(919)549-1400
This report shall not be reproduced except in full, without the written approval of UL LLC

2TX CHAIN 0 + CHAIN 1 MODE (Mid Gain) High BE 5570 MHz

SUMMED BANDEDGE DATA (Pk)

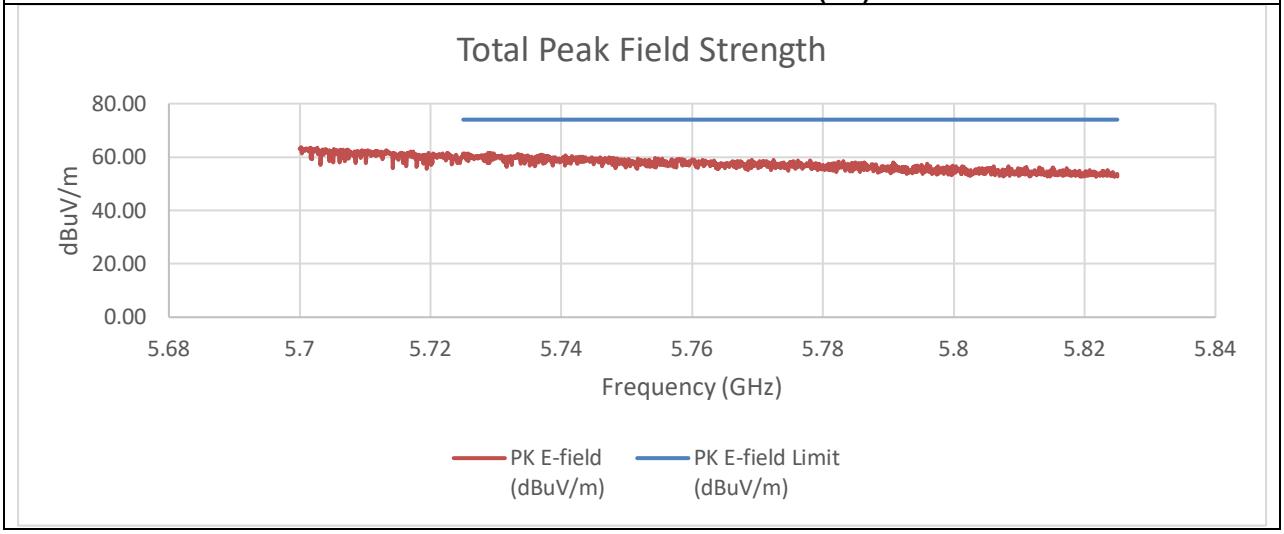

Summed Pk Data at Restricted Band

Frequency (GHz)	PK Reading C1 (dBm)	PK Reading C2 (dBm)	PK EIRP (dBm)	PK E-field (dBuV/m)	PK E-field Limit (dBuV/m)	Margin (dB)
5.725	-47.42	-50.47	-35.36	59.90	74.00	-14.10

An array gain of 10.31 dBi was used in the calculation of the summed data.

UL LLC
12 Laboratory Drive, Research Triangle Park, NC 27709; USA TEL:(919)549-1400
This report shall not be reproduced except in full, without the written approval of UL LLC

2TX CHAIN 0 + CHAIN 1 MODE (High Gain) Low BE 5570 MHz

PK MEASUREMENT

AVERAGE MEASUREMENT

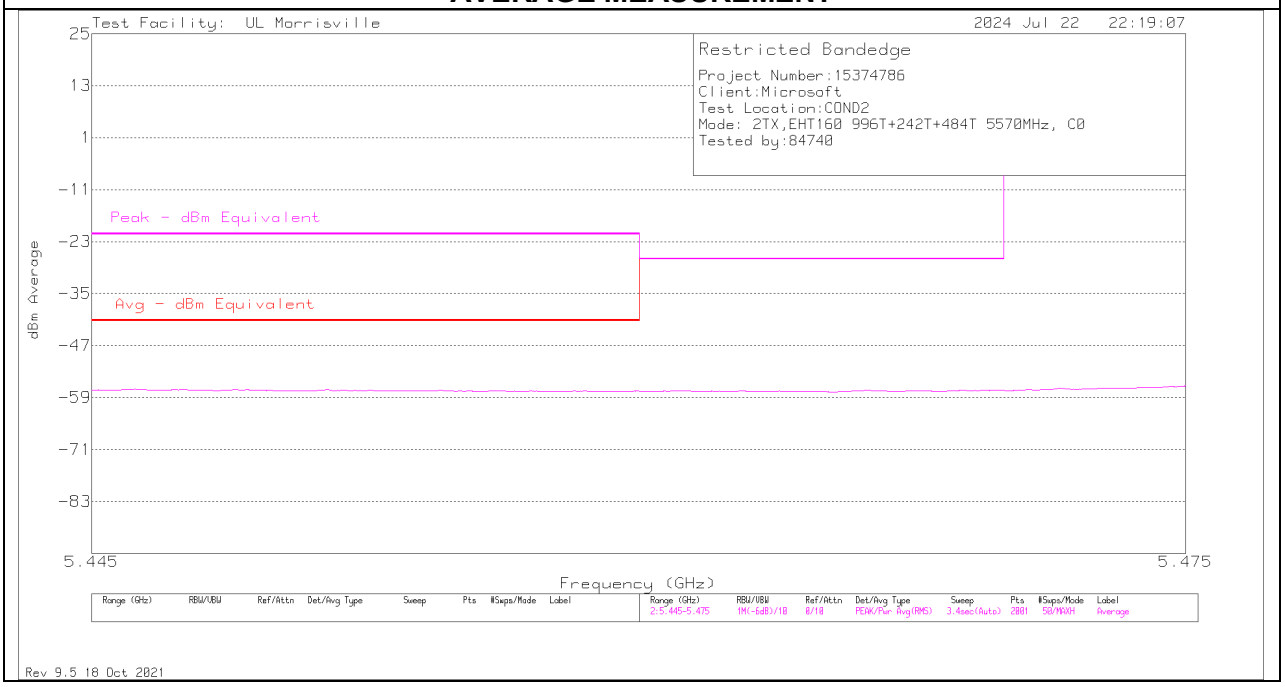

UL LLC
12 Laboratory Drive, Research Triangle Park, NC 27709; USA TEL:(919)549-1400
This report shall not be reproduced except in full, without the written approval of UL LLC

SUMMED BANDEDGE DATA (Pk) Fast Method

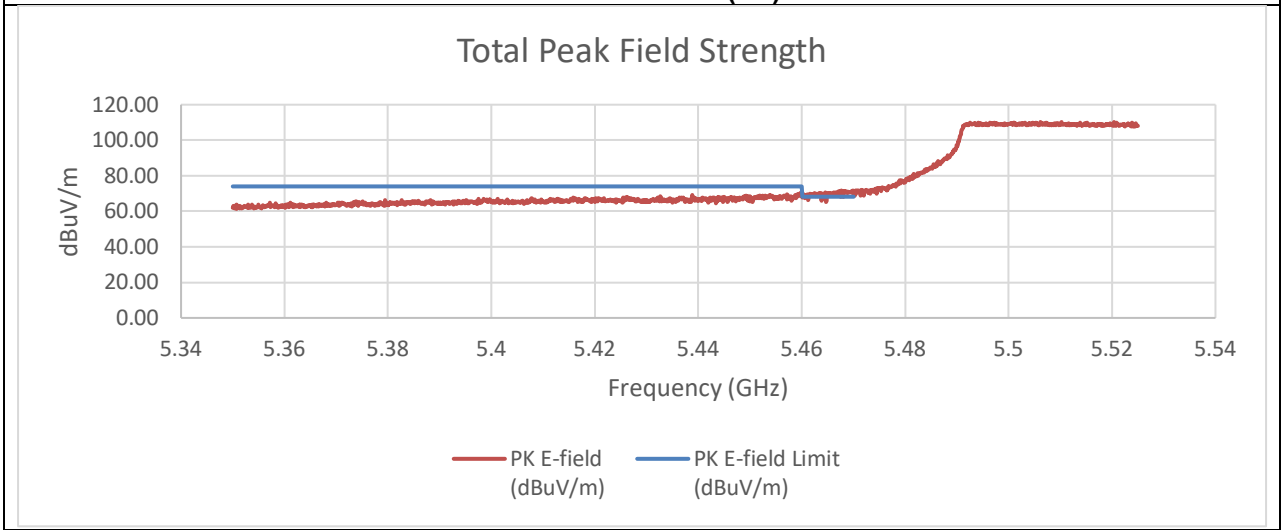

SUMMED BANDEDGE DATA (Av) Fast Method

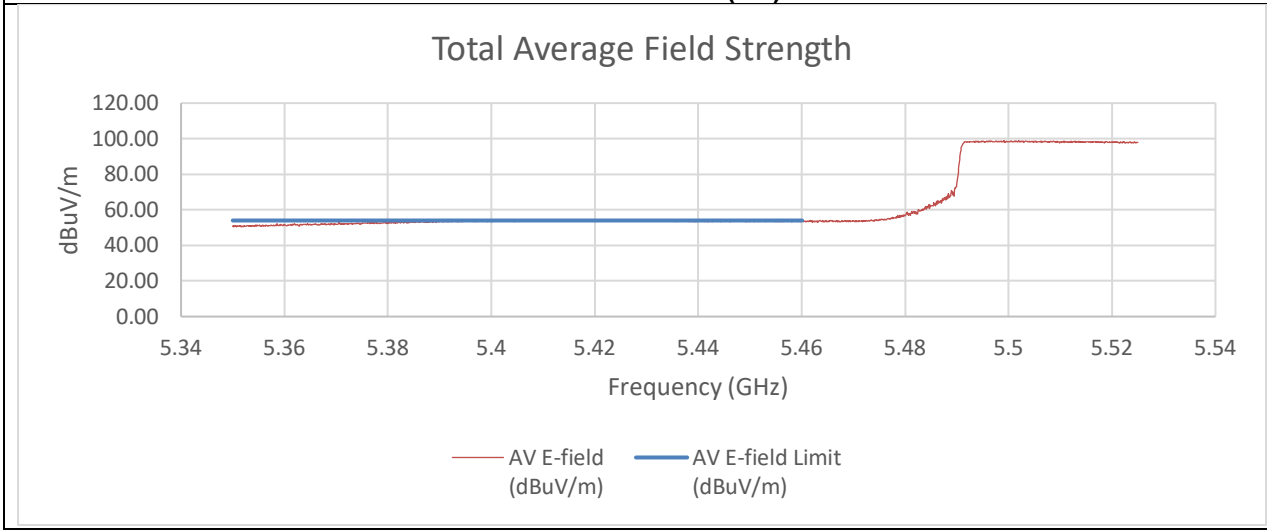

UL LLC
12 Laboratory Drive, Research Triangle Park, NC 27709; USA TEL:(919)549-1400

This report shall not be reproduced except in full, without the written approval of UL LLC

SUMMED BANDEDGE DATA (Pk) Slow Sweep

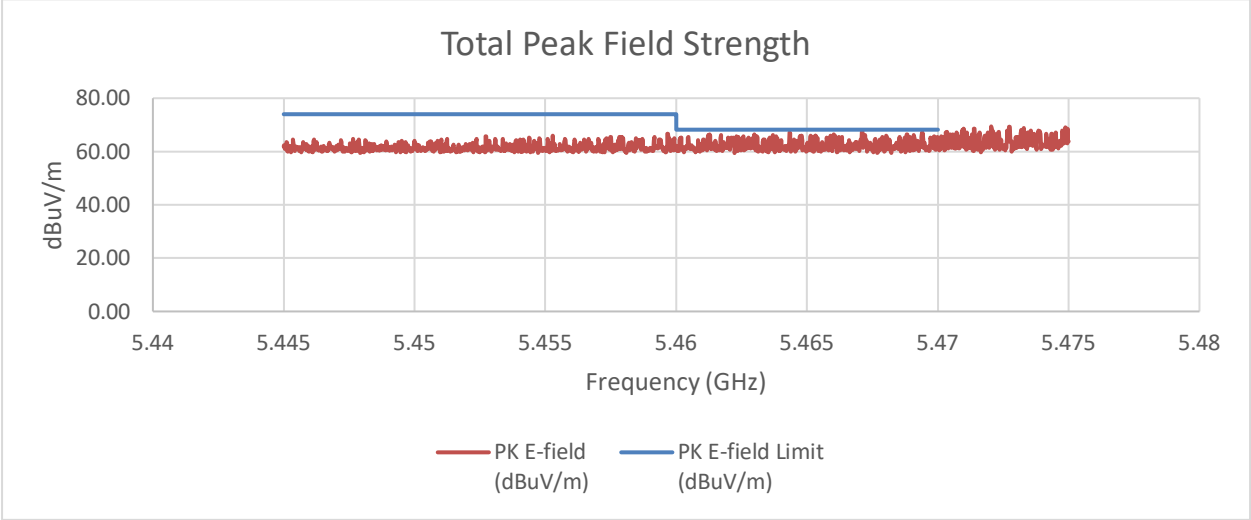

SUMMED BANDEDGE DATA (Av) Slow Sweep

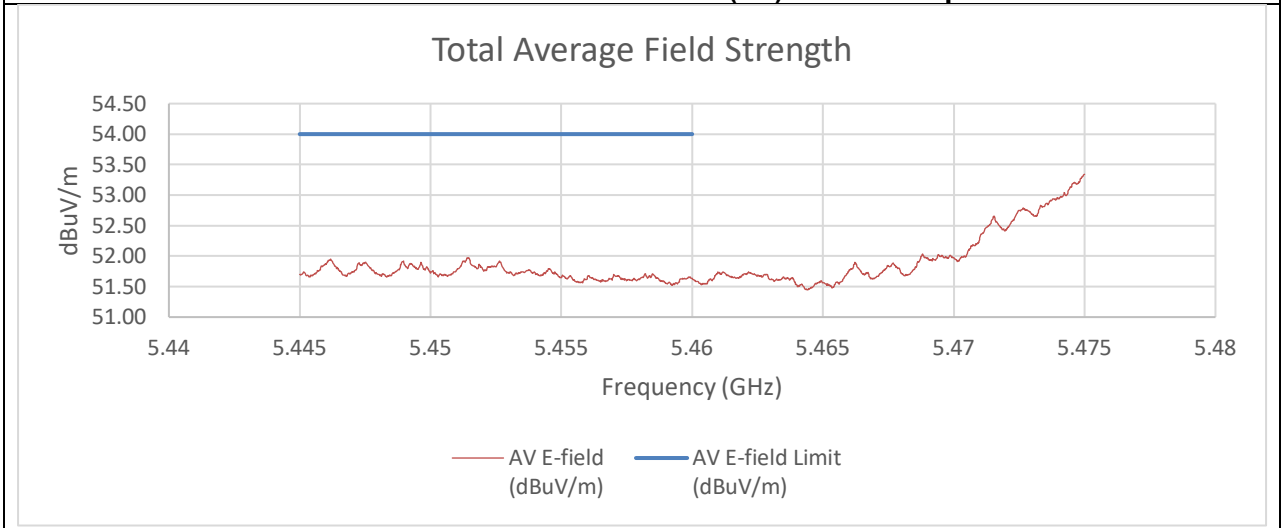

Summed Pk and Av Data at Restricted Band

Frequency (GHz)	PK Reading C1 (dBm)	PK Reading C2 (dBm)	PK EIRP (dBm)	PK E-field (dBuV/m)	PK E-field Limit (dBuV/m)	Margin (dB)
5.46	-47.91	-47.59	-33.07	62.19	74.00	-11.81
5.47	-42.13	-50.03	-29.81	65.45	68.20	-2.75
Frequency (GHz)	**AV Reading C1 (dBm)**	**AV Reading C2 (dBm)**	**AV EIRP (dBm)**	**AV E-field (dBuV/m)**	**AV E-field Limit (dBuV/m)**	**Margin (dB)**
5.46	-57.54	-59.23	-43.62	51.63	54.00	-2.37

An array gain of 11.67 dBi was used in the calculation of the summed data. Fast sweep was performed just to show that no other emissions existed outside of the frequencies observed by the slow sweep measurement.

UL LLC
12 Laboratory Drive, Research Triangle Park, NC 27709; USA TEL:(919)549-1400
This report shall not be reproduced except in full, without the written approval of UL LLC

2TX CHAIN 0 + CHAIN 1 MODE (High Gain) High BE 5570 MHz

PK MEASUREMENT

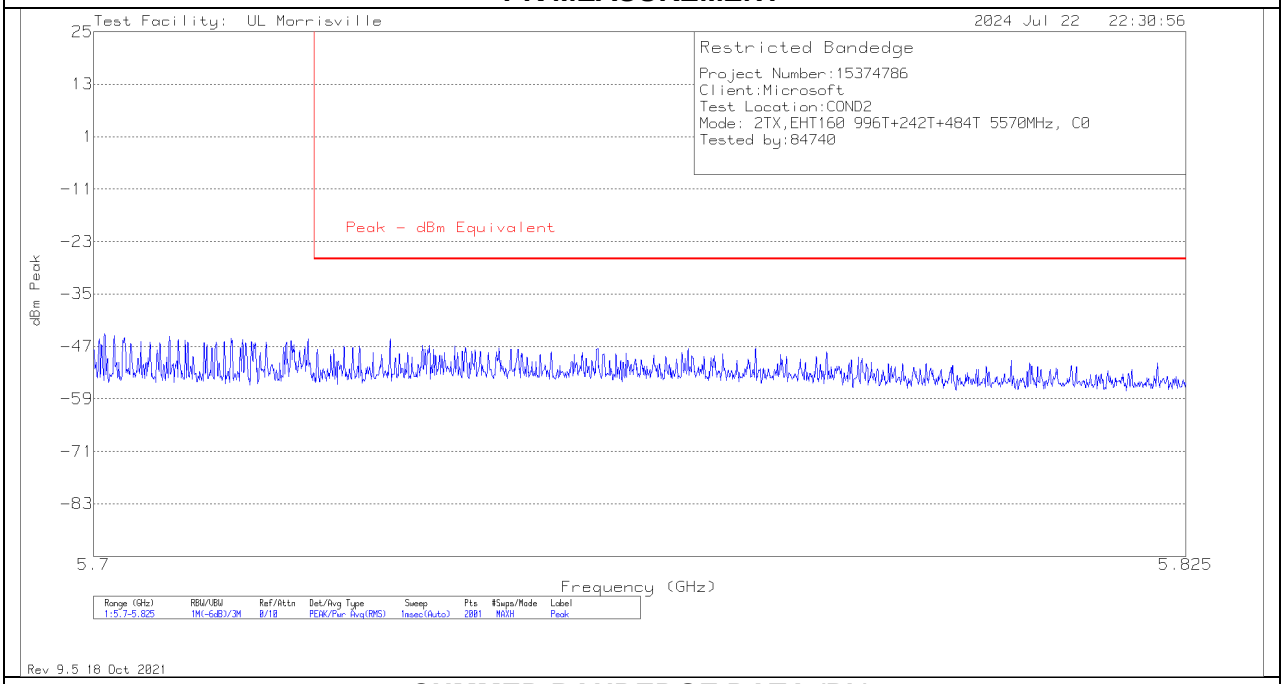

SUMMED BANDEDGE DATA (Pk)

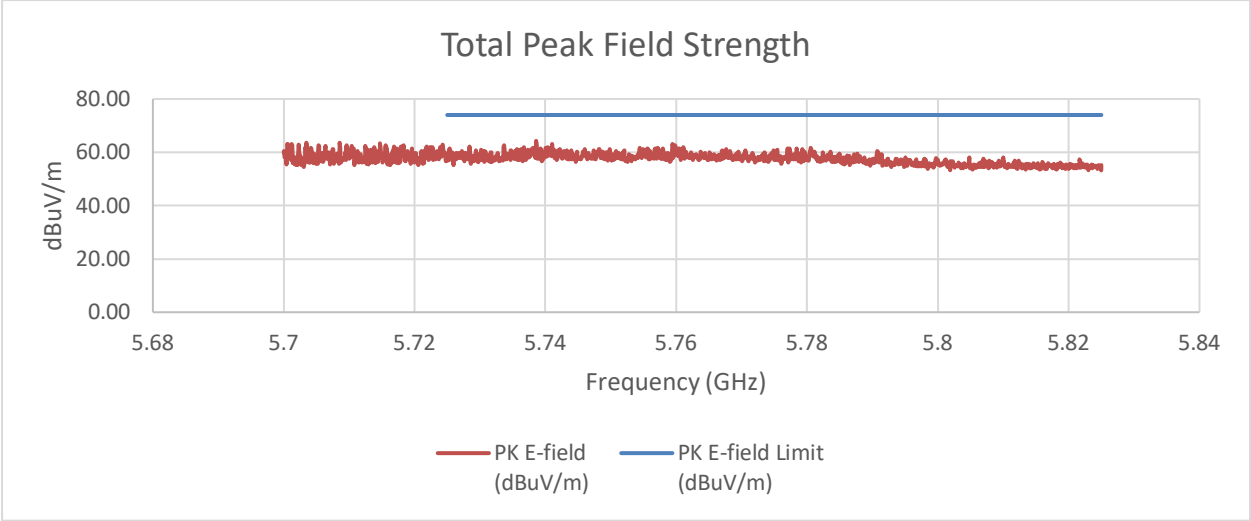

Summed Pk Data at Restricted Band

Frequency (GHz)	PK Reading C1 (dBm)	PK Reading C2 (dBm)	PK EIRP (dBm)	PK E-field (dBuV/m)	PK E-field Limit (dBuV/m)	Margin (dB)
5.725	-53.20	-50.63	-37.05	58.21	74.00	-15.79

An array gain of 11.67 dBi was used in the calculation of the summed data.

UL LLC
12 Laboratory Drive, Research Triangle Park, NC 27709; USA TEL:(919)549-1400

This report shall not be reproduced except in full, without the written approval of UL LLC

TX ABOVE 1 GHz 802.11be EHT160 996T+242T+484T (N) PUNCTURED 0x20 MODE IN THE 5.6 GHz BAND

2TX CHAIN 0 + CHAIN 1 MODE (Low Gain) Low BE 5570 MHz

SUMMED BANDEDGE DATA (Pk) Fast Method

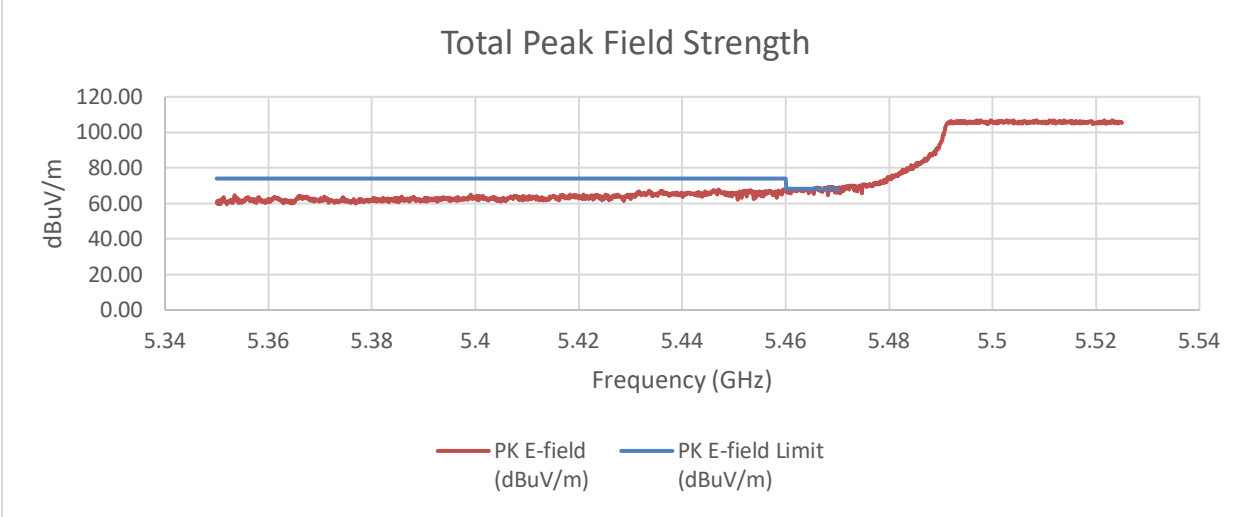

SUMMED BANDEDGE DATA (Av) Fast Method

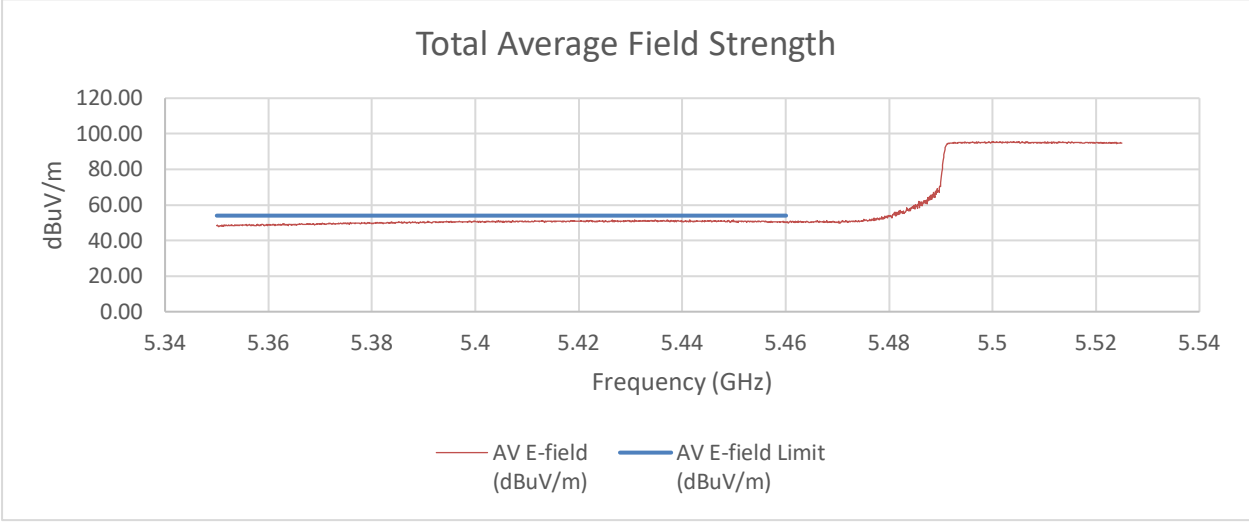

UL LLC
12 Laboratory Drive, Research Triangle Park, NC 27709; USA TEL:(919)549-1400

This report shall not be reproduced except in full, without the written approval of UL LLC

SUMMED BANDEDGE DATA (Pk) Slow Sweep

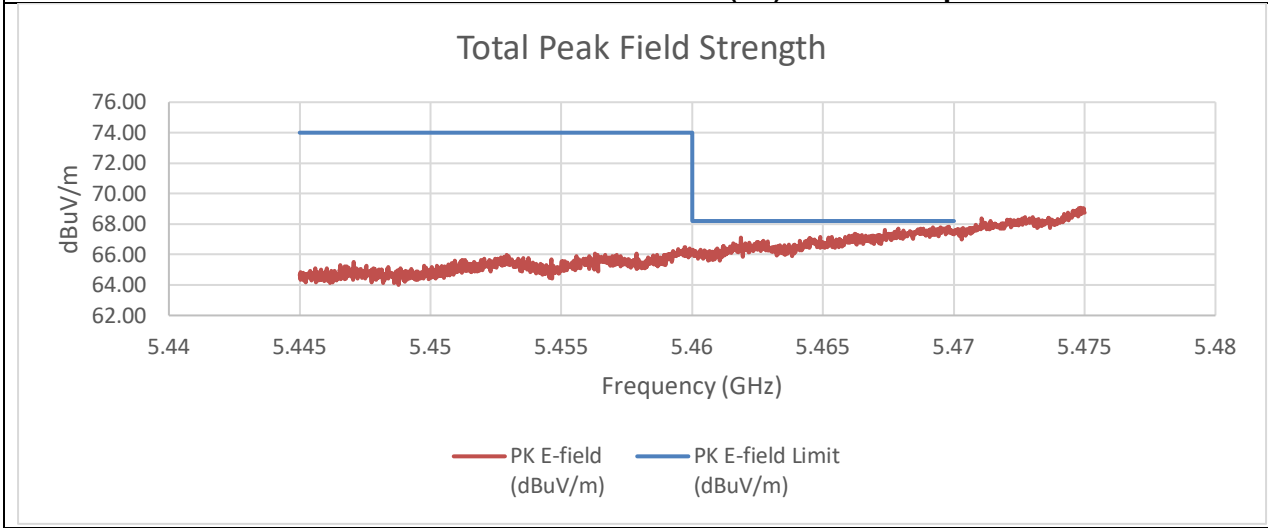

SUMMED BANDEDGE DATA (Av) Slow Sweep

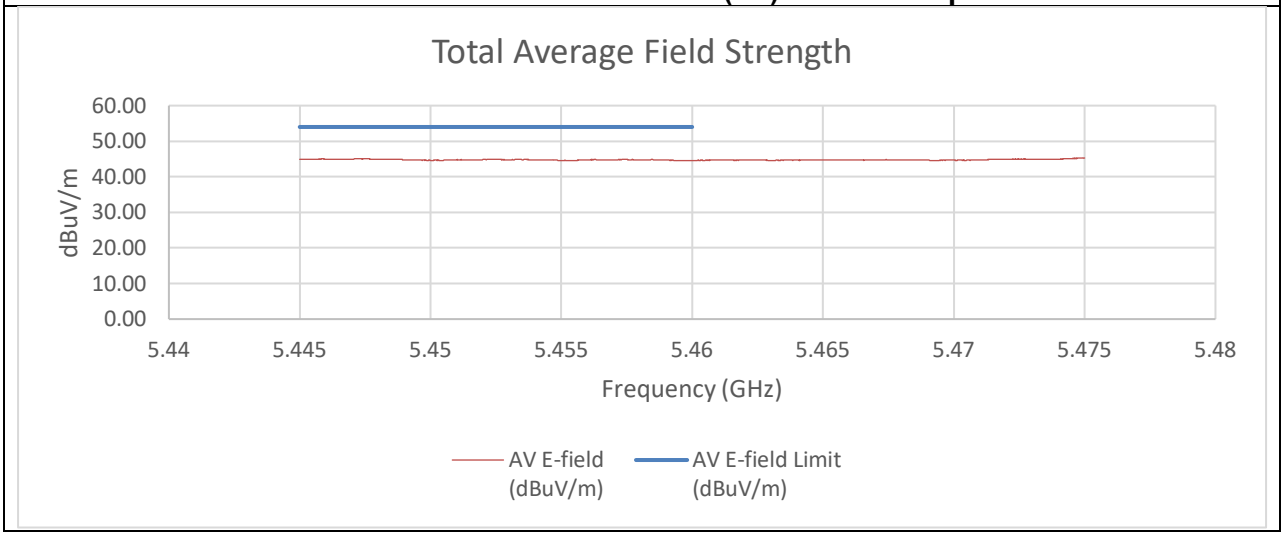

Summed Pk and Av Data at Restricted Band

Frequency (GHz)	PK Reading C1 (dBm)	PK Reading C2 (dBm)	PK EIRP (dBm)	PK E-field (dBuV/m)	PK E-field Limit (dBuV/m)	Margin (dB)
5.46	-39.23	-41.95	-29.16	66.10	74.00	-7.90
5.47	-37.75	-40.62	-27.73	67.53	68.20	-0.67
Frequency (GHz)	**AV Reading C1 (dBm)**	**AV Reading C2 (dBm)**	**AV EIRP (dBm)**	**AV E-field (dBuV/m)**	**AV E-field Limit (dBuV/m)**	**Margin (dB)**
5.46	-60.78	-63.34	-50.65	44.60	54.00	-9.40

An array gain of 8.21 dBi was used in the calculation of the summed data. Fast sweep was performed just to show that no other emissions existed outside of the frequencies observed by the slow sweep measurement.

UL LLC
12 Laboratory Drive, Research Triangle Park, NC 27709; USA TEL:(919)549-1400
This report shall not be reproduced except in full, without the written approval of UL LLC

2TX CHAIN 0 + CHAIN 1 MODE (Low Gain) High BE 5570 MHz

SUMMED BANDEDGE DATA (Pk)

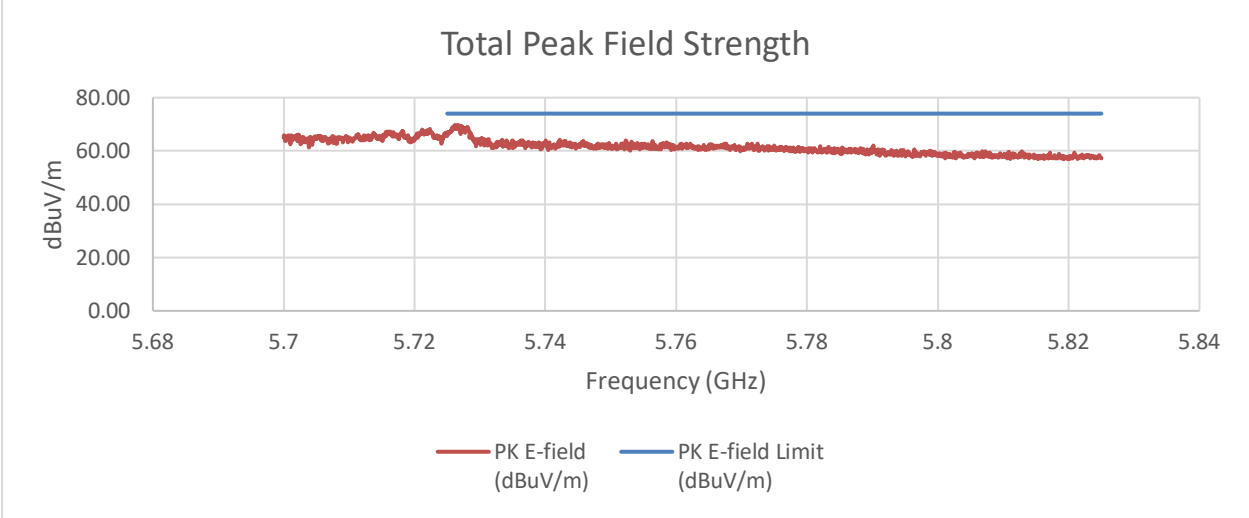

Summed Pk Data at Restricted Band

Frequency (GHz)	PK Reading C1 (dBm)	PK Reading C2 (dBm)	PK EIRP (dBm)	PK E-field (dBuV/m)	PK E-field Limit (dBuV/m)	Margin (dB)
5.725	-39.26	-43.32	-29.61	65.65	74.00	-8.35

An array gain of 8.21 dBi was used in the calculation of the summed data.

UL LLC
12 Laboratory Drive, Research Triangle Park, NC 27709; USA TEL:(919)549-1400
This report shall not be reproduced except in full, without the written approval of UL LLC

2TX CHAIN 0 + CHAIN 1 MODE (Mid Gain) Low BE 5570 MHz

SUMMED BANDEDGE DATA (Pk) Fast Method

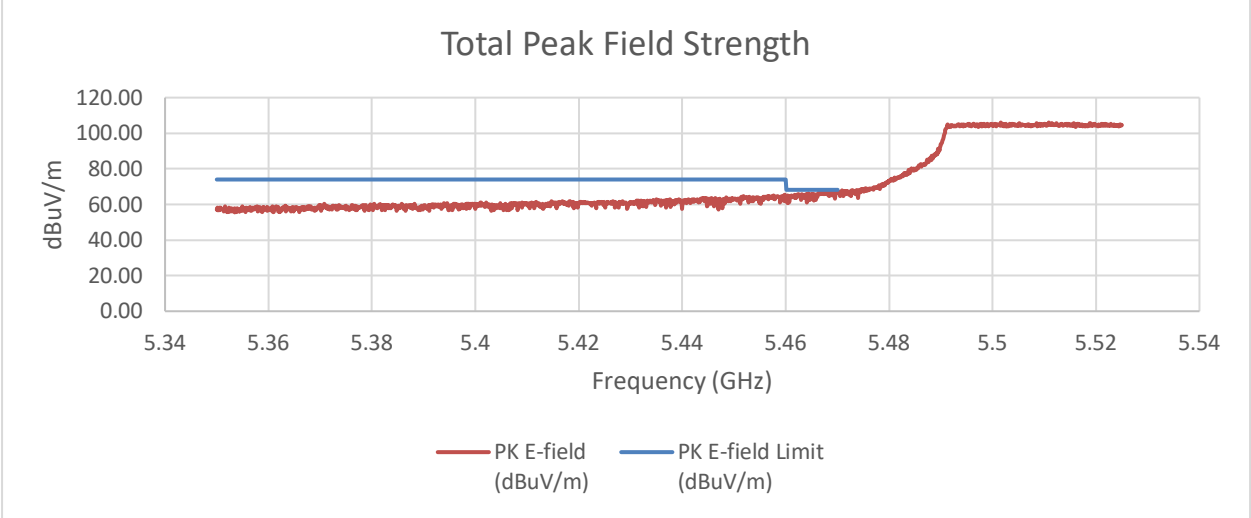

SUMMED BANDEDGE DATA (Av) Fast Method

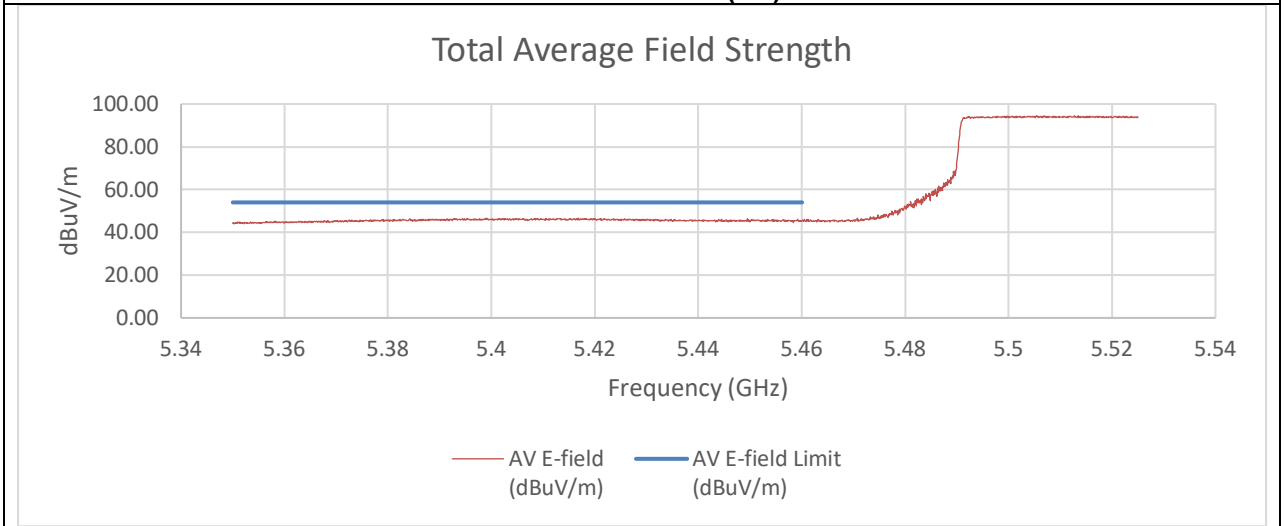

UL LLC
12 Laboratory Drive, Research Triangle Park, NC 27709; USA TEL:(919)549-1400
This report shall not be reproduced except in full, without the written approval of UL LLC

SUMMED BANDEDGE DATA (Pk) Slow Sweep

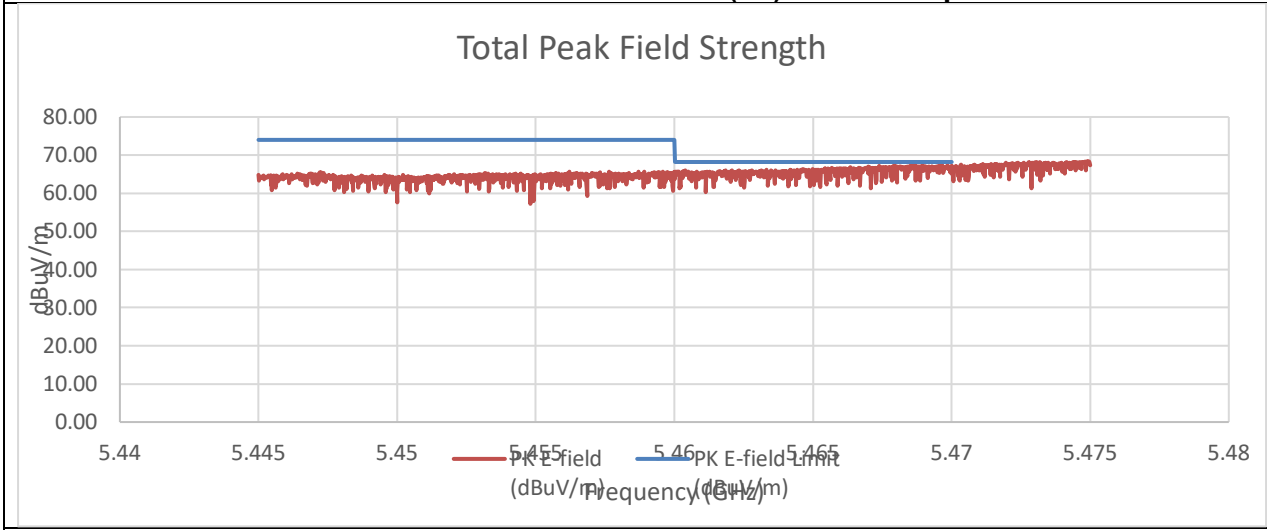

SUMMED BANDEDGE DATA (Av) Slow Sweep

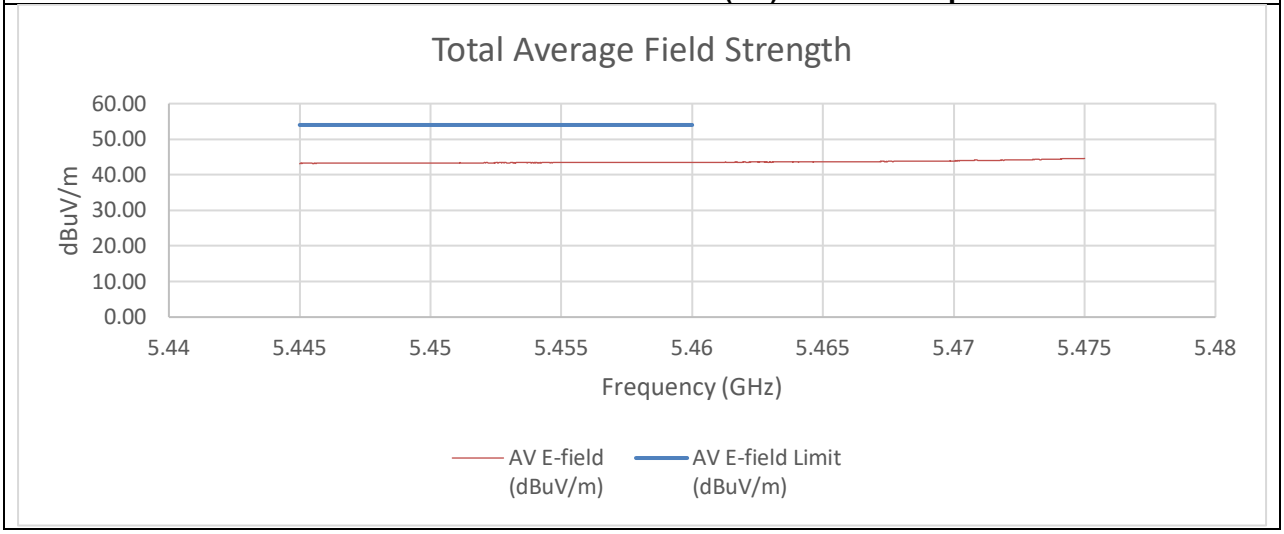

Summed Pk and Av Data at Restricted Band

Frequency (GHz)	PK Reading C1 (dBm)	PK Reading C2 (dBm)	PK EIRP (dBm)	PK E-field (dBuV/m)	PK E-field Limit (dBuV/m)	Margin (dB)
5.46	-42.37	-44.23	-29.88	65.38	74.00	-8.62
5.47	-40.77	-42.12	-28.07	67.19	68.20	-1.01
Frequency (GHz)	**AV Reading C1 (dBm)**	**AV Reading C2 (dBm)**	**AV EIRP (dBm)**	**AV E-field (dBuV/m)**	**AV E-field Limit (dBuV/m)**	**Margin (dB)**
5.46	-65.22	-64.96	-51.77	43.49	54.00	-10.51

An array gain of 10.31 dBi was used in the calculation of the summed data. Fast sweep was performed just to show that no other emissions existed outside of the frequencies observed by the slow sweep measurement.

UL LLC
12 Laboratory Drive, Research Triangle Park, NC 27709; USA TEL:(919)549-1400
This report shall not be reproduced except in full, without the written approval of UL LLC

2TX CHAIN 0 + CHAIN 1 MODE (Mid Gain) High BE 5570 MHz

SUMMED BANDEDGE DATA (Pk)

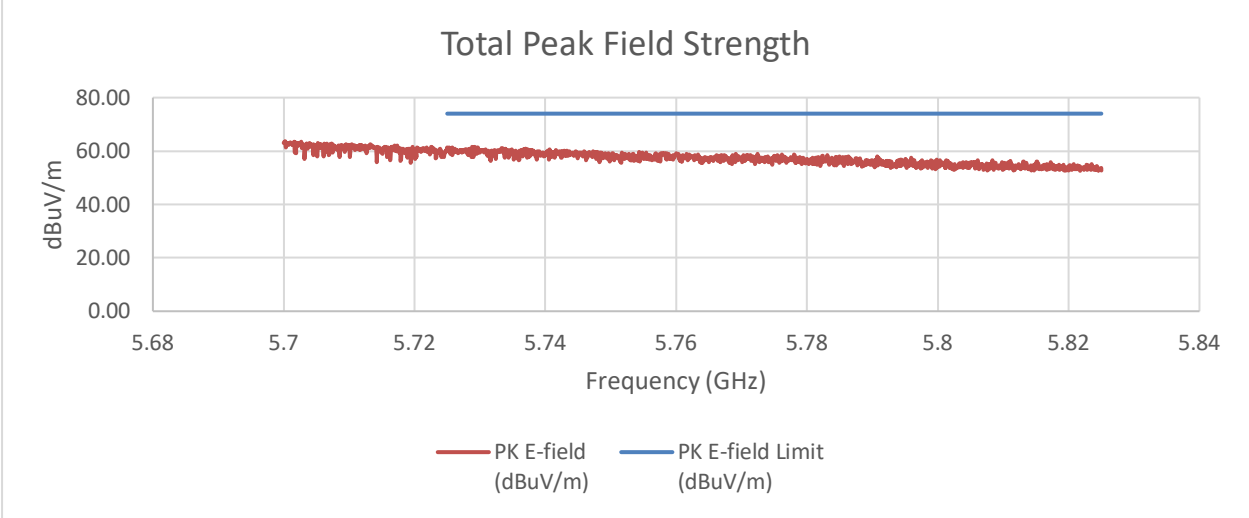

Summed Pk Data at Restricted Band

Frequency (GHz)	PK Reading C1 (dBm)	PK Reading C2 (dBm)	PK EIRP (dBm)	PK E-field (dBuV/m)	PK E-field Limit (dBuV/m)	Margin (dB)
5.725	-47.42	-50.47	-35.36	59.90	74.00	-14.10

An array gain of 10.31 dBi was used in the calculation of the summed data.

UL LLC
12 Laboratory Drive, Research Triangle Park, NC 27709; USA TEL:(919)549-1400
This report shall not be reproduced except in full, without the written approval of UL LLC

2TX CHAIN 0 + CHAIN 1 MODE (High Gain) Low BE 5570 MHz

PK MEASUREMENT

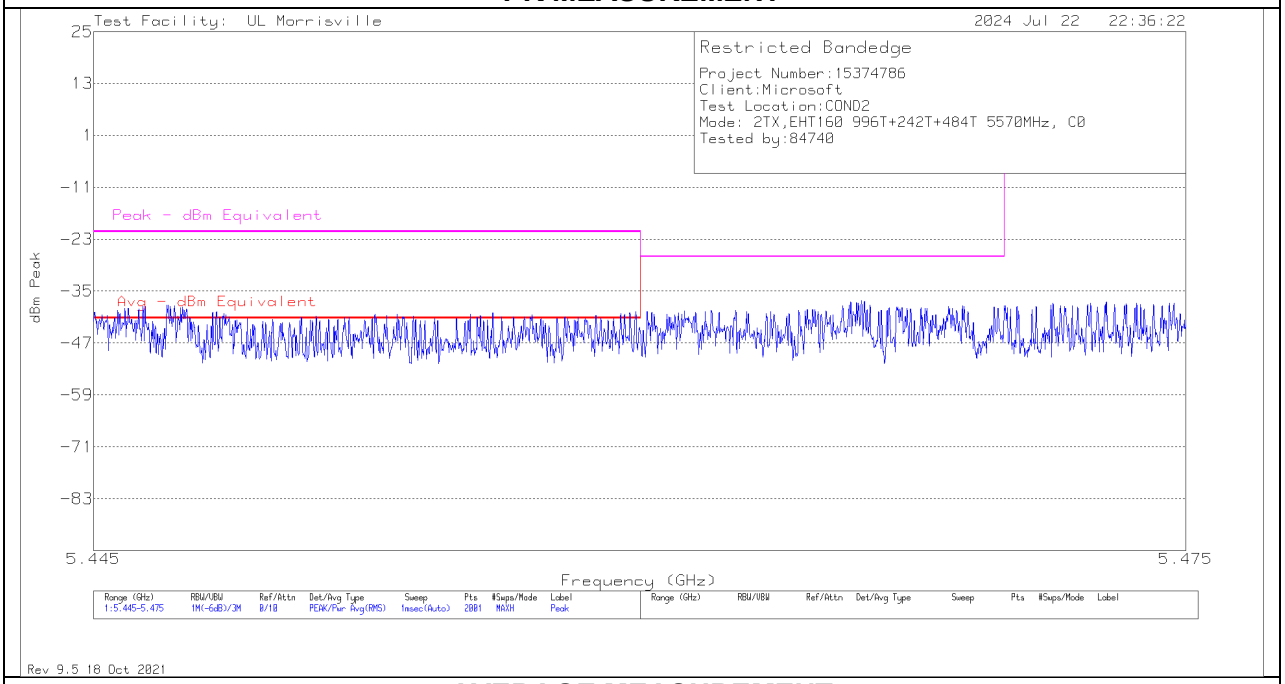

AVERAGE MEASUREMENT

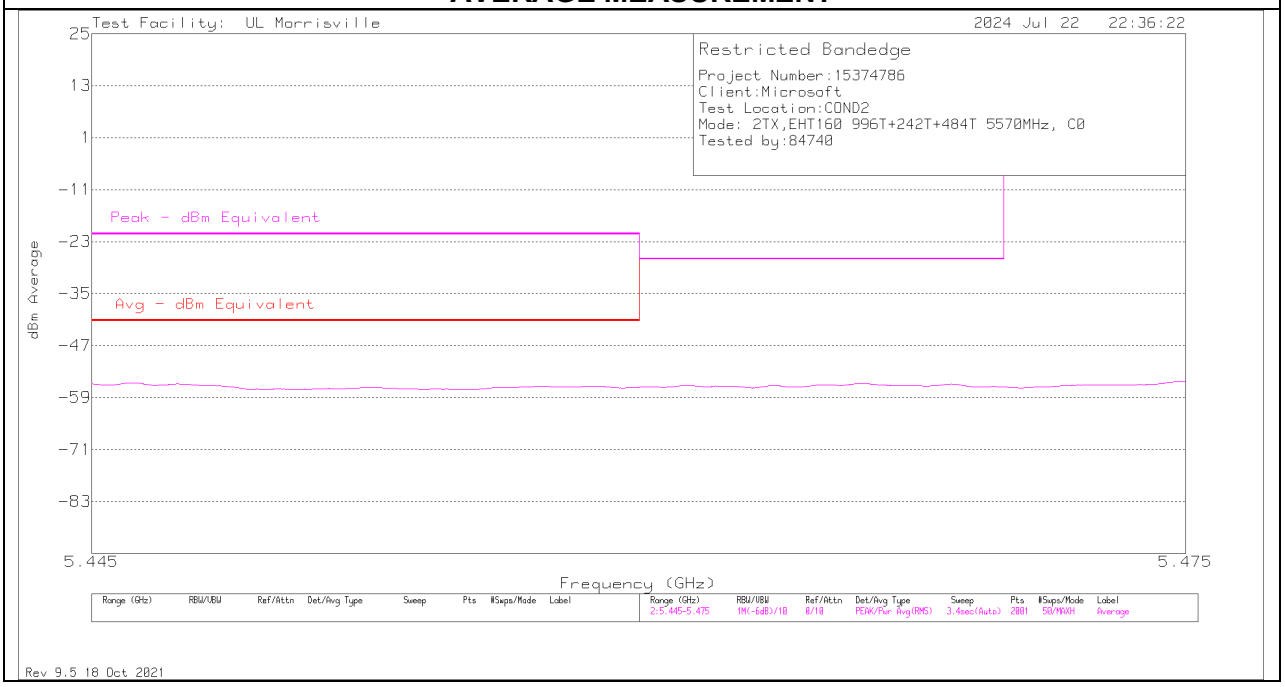

UL LLC
12 Laboratory Drive, Research Triangle Park, NC 27709; USA TEL:(919)549-1400
This report shall not be reproduced except in full, without the written approval of UL LLC

SUMMED BANDEDGE DATA (Pk) Fast Method

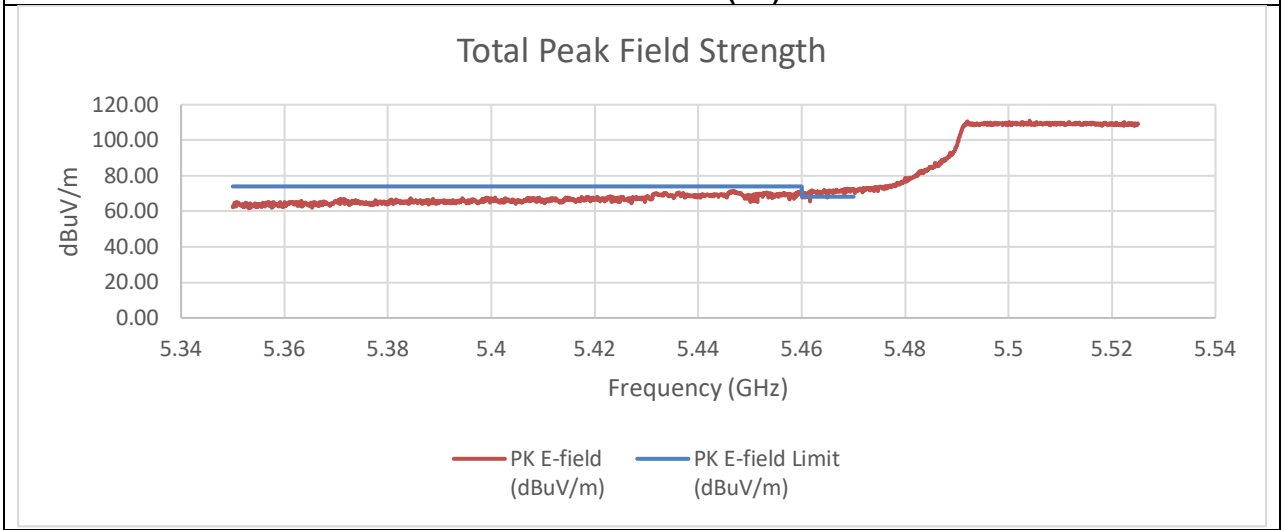

SUMMED BANDEDGE DATA (Av) Fast Method

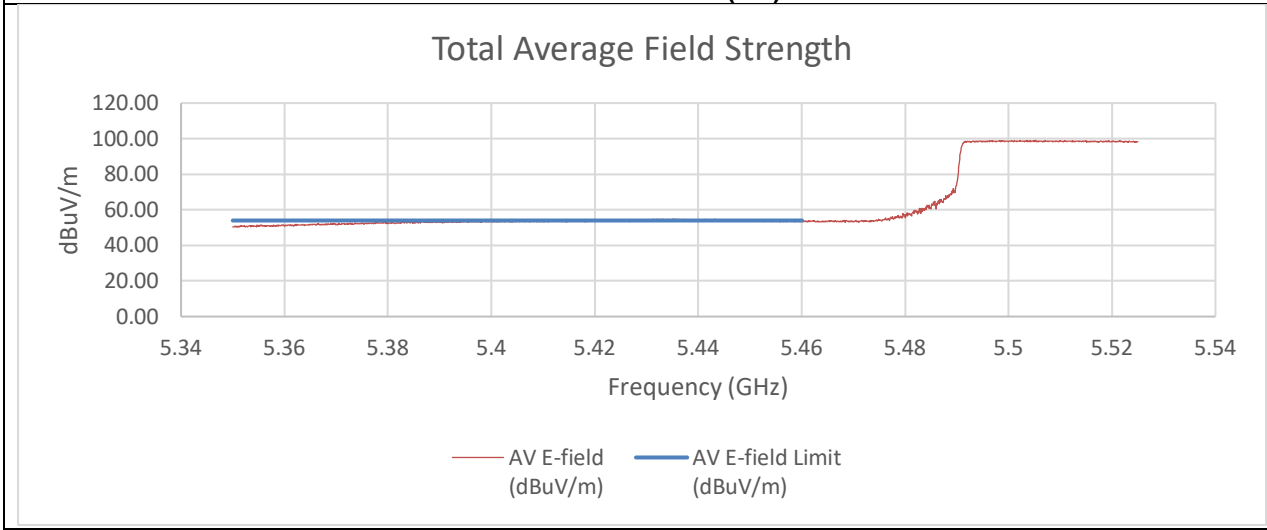

UL LLC
12 Laboratory Drive, Research Triangle Park, NC 27709; USA TEL:(919)549-1400

This report shall not be reproduced except in full, without the written approval of UL LLC

SUMMED BANDEDGE DATA (Pk) Slow Sweep

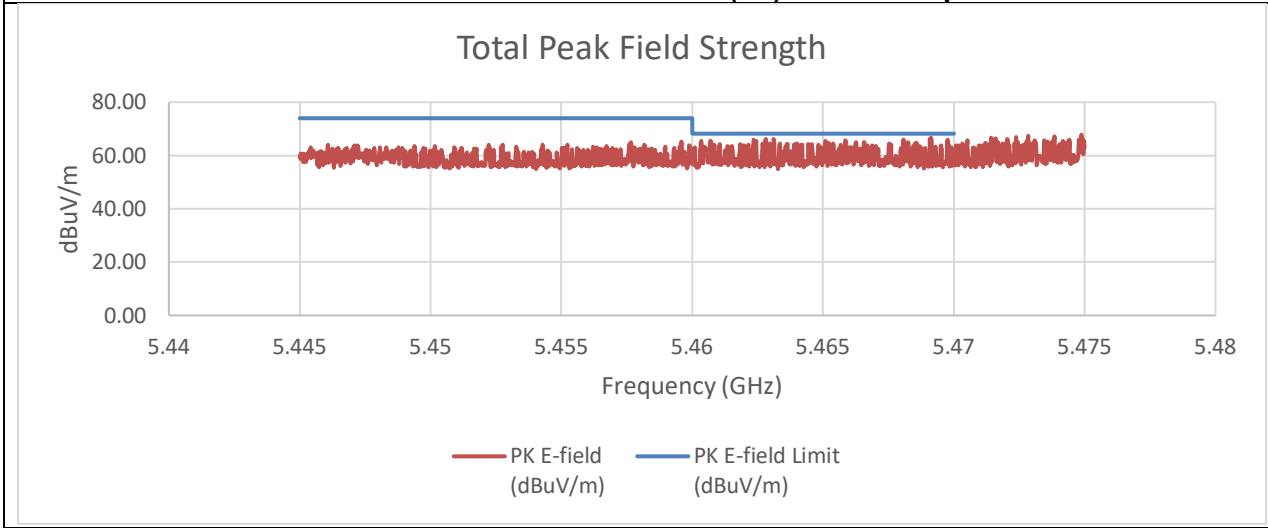

SUMMED BANDEDGE DATA (Av) Slow Sweep

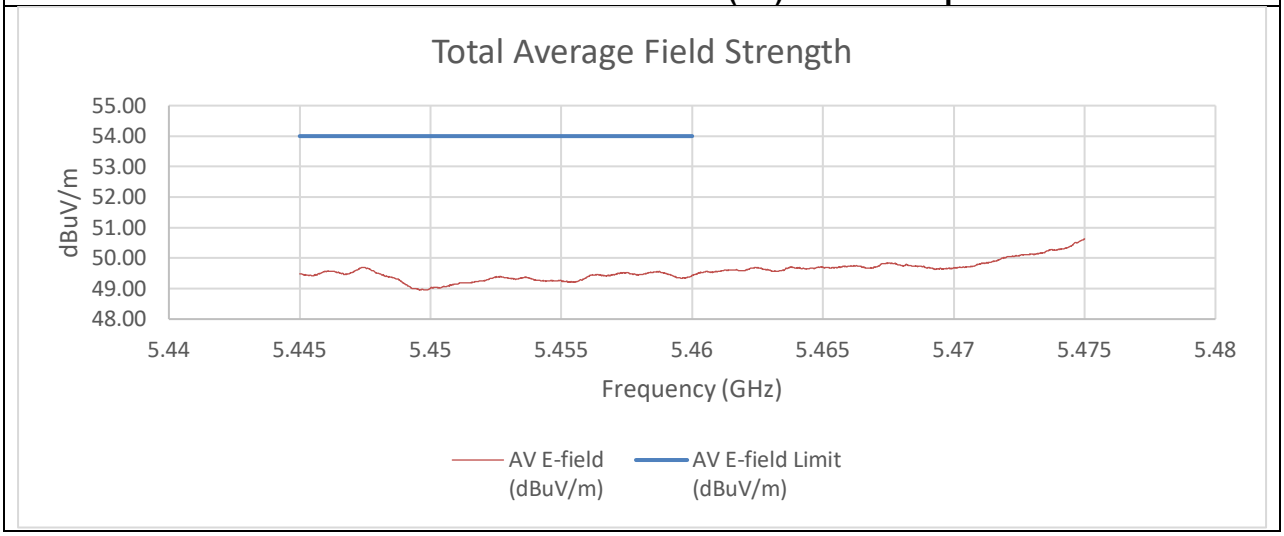

Summed Pk and Av Data at Restricted Band

Frequency (GHz)	PK Reading C1 (dBm)	PK Reading C2 (dBm)	PK EIRP (dBm)	PK E-field (dBuV/m)	PK E-field Limit (dBuV/m)	Margin (dB)
5.46	-47.36	-53.93	-34.83	60.43	74.00	-13.57
5.47	-50.16	-53.93	-36.97	58.29	68.20	-9.91
Frequency (GHz)	**AV Reading C1 (dBm)**	**AV Reading C2 (dBm)**	**AV EIRP (dBm)**	**AV E-field (dBuV/m)**	**AV E-field Limit (dBuV/m)**	**Margin (dB)**
5.46	-59.16	-62.45	-45.82	49.44	54.00	-4.56

An array gain of 11.67 dBi was used in the calculation of the summed data. Fast sweep was performed just to show that no other emissions existed outside of the frequencies observed by the slow sweep measurement.

UL LLC
12 Laboratory Drive, Research Triangle Park, NC 27709; USA TEL:(919)549-1400
This report shall not be reproduced except in full, without the written approval of UL LLC

2TX CHAIN 0 + CHAIN 1 MODE (High Gain) High BE 5570 MHz

PK MEASUREMENT

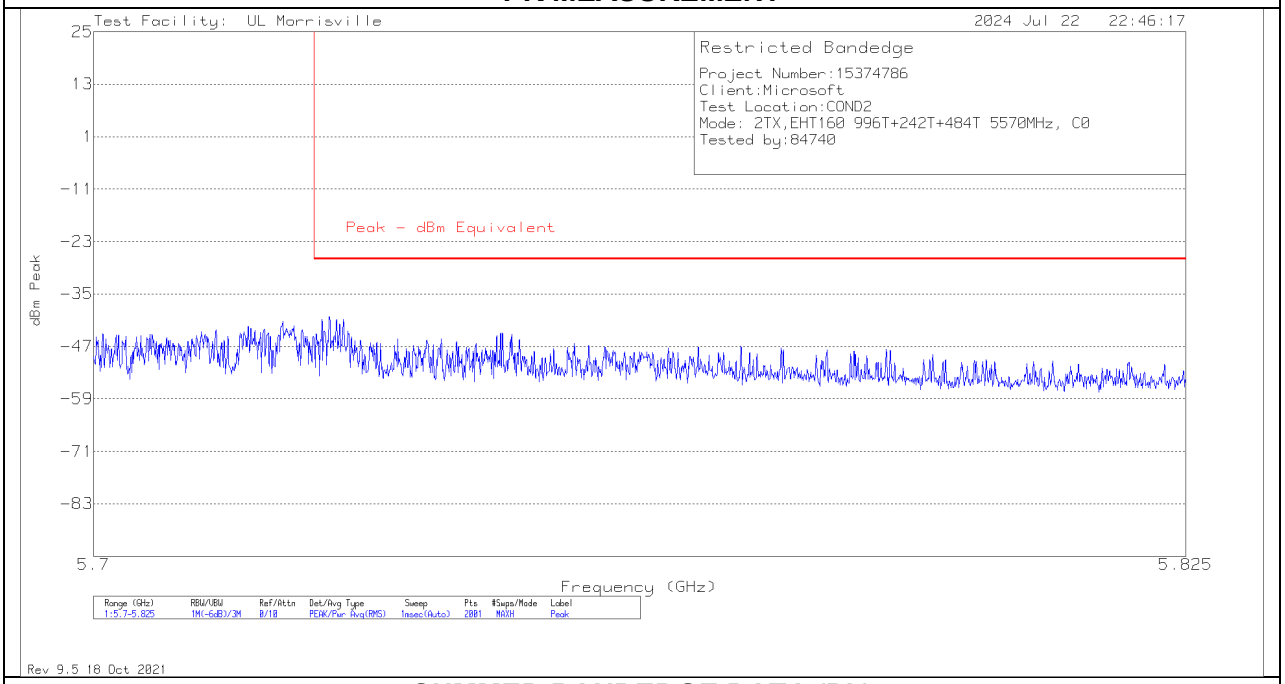

SUMMED BANDEDGE DATA (Pk)

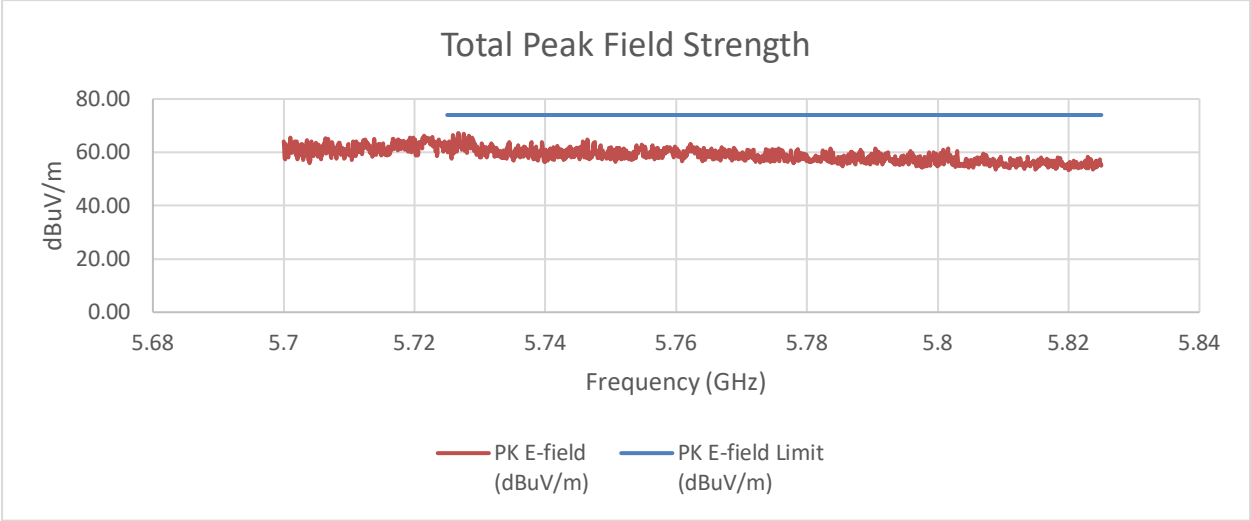

Summed Pk Data at Restricted Band

Frequency (GHz)	PK Reading C1 (dBm)	PK Reading C2 (dBm)	PK EIRP (dBm)	PK E-field (dBuV/m)	PK E-field Limit (dBuV/m)	Margin (dB)
5.725	-45.08	-51.23	-32.47	62.79	74.00	-11.21

An array gain of 11.67 dBi was used in the calculation of the summed data.

UL LLC
12 Laboratory Drive, Research Triangle Park, NC 27709; USA TEL:(919)549-1400

This report shall not be reproduced except in full, without the written approval of UL LLC

TX ABOVE 1 GHz 802.11be EHT160 996T+484T+242T (N) PUNCTURED 0x40 MODE IN THE 5.6 GHz BAND

2TX CHAIN 0 + CHAIN 1 MODE (Low Gain) Low BE 5570 MHz

SUMMED BANDEDGE DATA (Pk) Fast Method

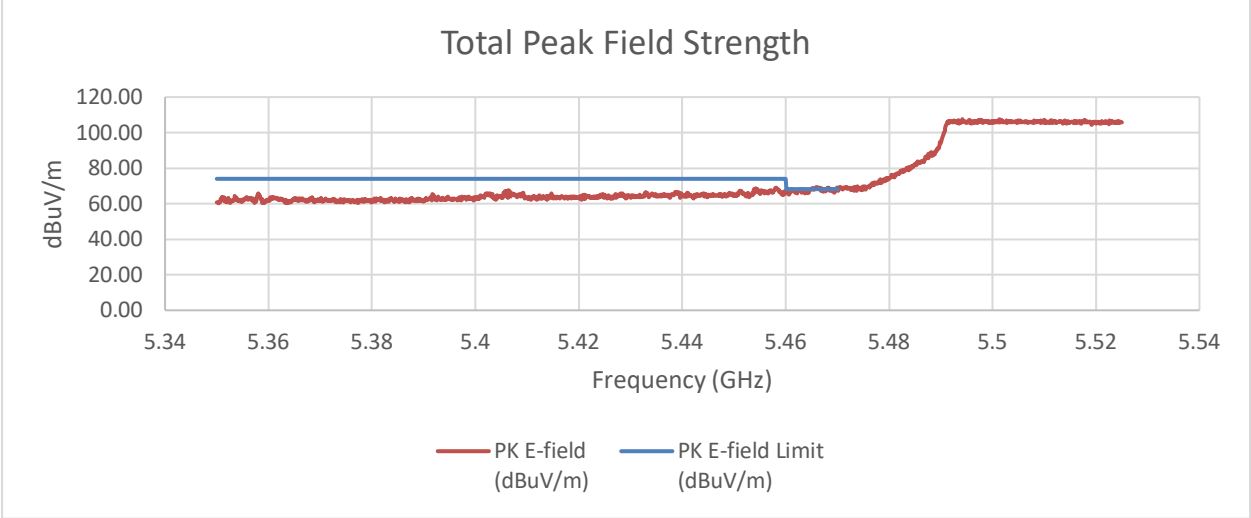

SUMMED BANDEDGE DATA (Av) Fast Method

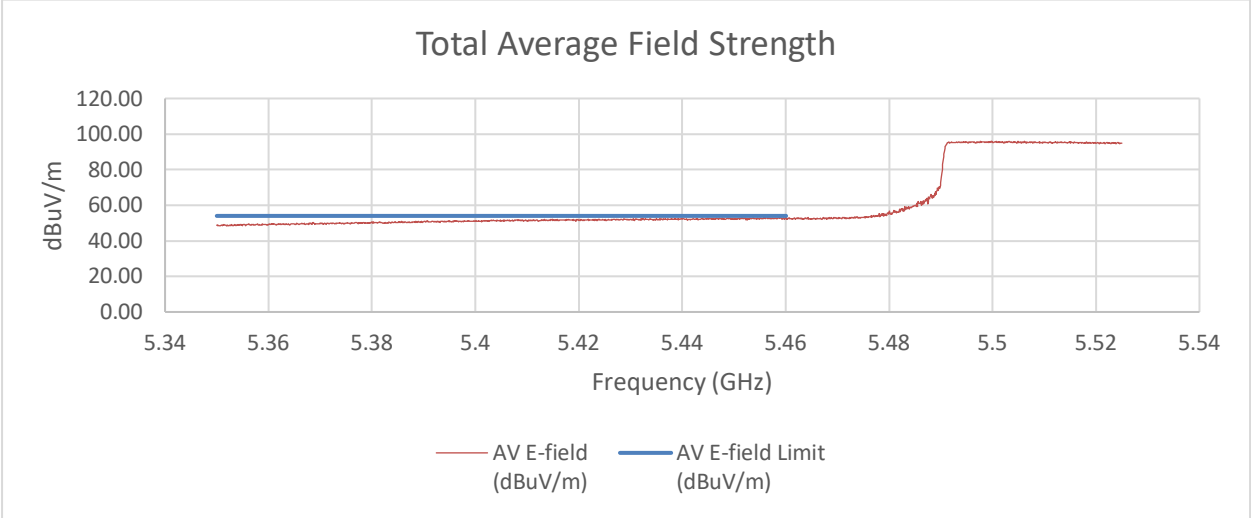

UL LLC
12 Laboratory Drive, Research Triangle Park, NC 27709; USA TEL:(919)549-1400

This report shall not be reproduced except in full, without the written approval of UL LLC

SUMMED BANDEDGE DATA (Pk) Slow Sweep

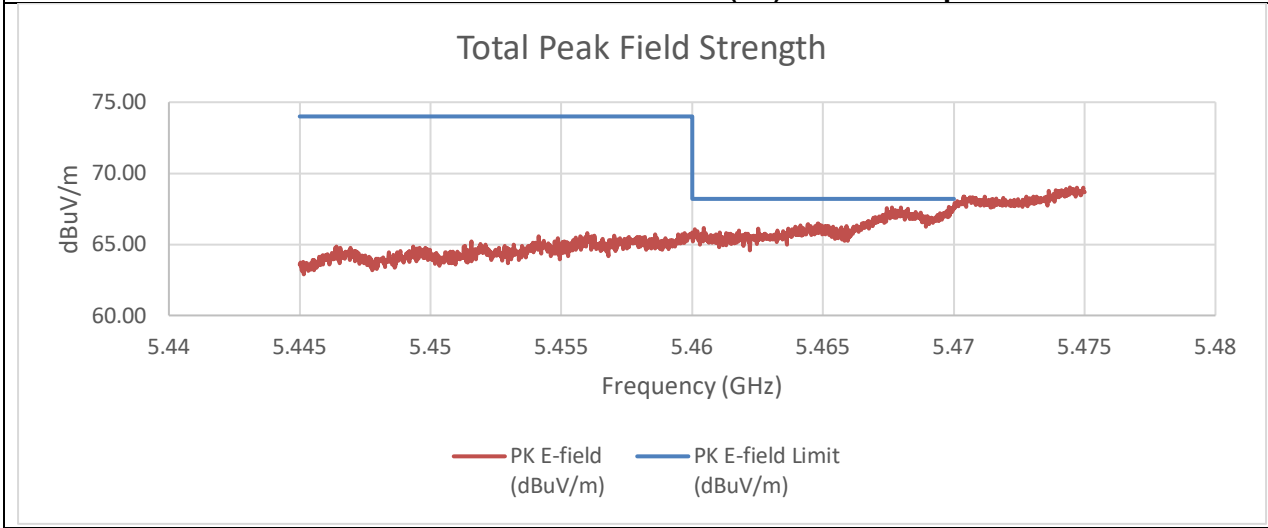

SUMMED BANDEDGE DATA (Av) Slow Sweep

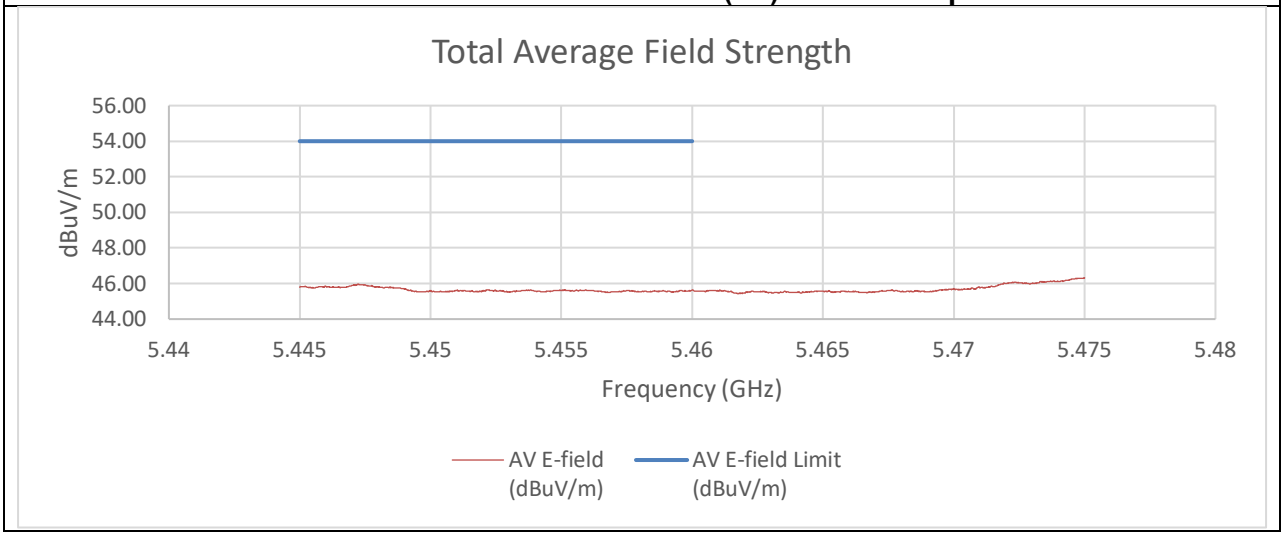

Summed Pk and Av Data at Restricted Band

Frequency (GHz)	PK Reading C1 (dBm)	PK Reading C2 (dBm)	PK EIRP (dBm)	PK E-field (dBuV/m)	PK E-field Limit (dBuV/m)	Margin (dB)
5.46	-40.54	-40.72	-29.41	65.85	74.00	-8.15
5.47	-38.51	-39.30	-27.67	67.59	68.20	-0.61
Frequency (GHz)	**AV Reading C1 (dBm)**	**AV Reading C2 (dBm)**	**AV EIRP (dBm)**	**AV E-field (dBuV/m)**	**AV E-field Limit (dBuV/m)**	**Margin (dB)**
5.46	-60.22	-61.57	-49.62	45.64	54.00	-8.36

An array gain of 8.21 dBi was used in the calculation of the summed data. Fast sweep was performed just to show that no other emissions existed outside of the frequencies observed by the slow sweep measurement.

UL LLC
12 Laboratory Drive, Research Triangle Park, NC 27709; USA TEL:(919)549-1400
This report shall not be reproduced except in full, without the written approval of UL LLC

2TX CHAIN 0 + CHAIN 1 MODE (Low Gain) High BE 5570 MHz

SUMMED BANDEDGE DATA (Pk)

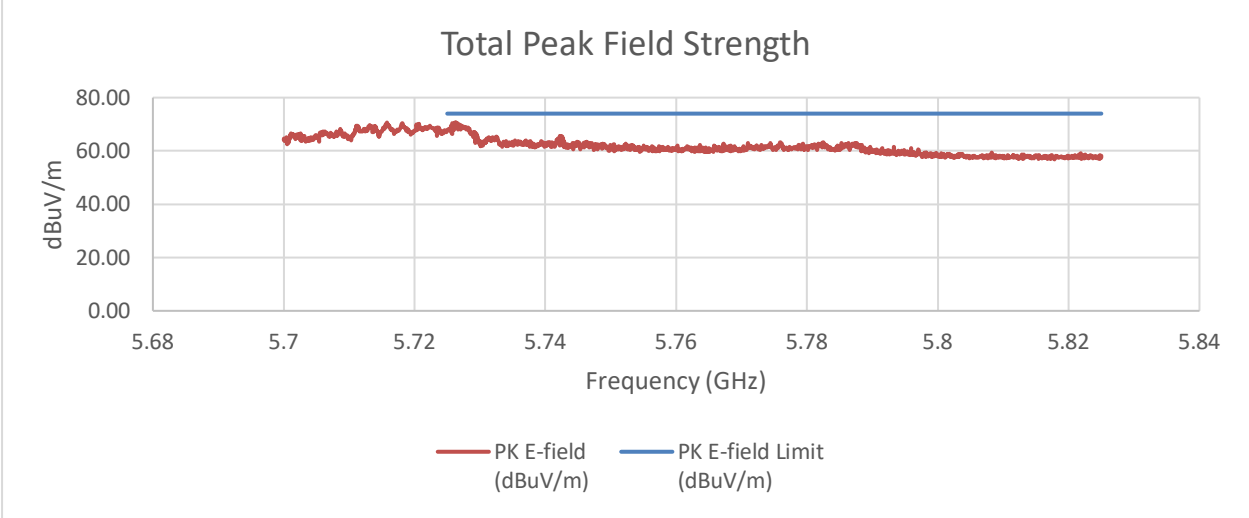

Summed Pk Data at Restricted Band

Frequency (GHz)	PK Reading C1 (dBm)	PK Reading C2 (dBm)	PK EIRP (dBm)	PK E-field (dBuV/m)	PK E-field Limit (dBuV/m)	Margin (dB)
5.725	-36.44	-44.15	-27.55	67.71	74.00	-6.29

An array gain of 8.21 dBi was used in the calculation of the summed data.

UL LLC
12 Laboratory Drive, Research Triangle Park, NC 27709; USA TEL:(919)549-1400
This report shall not be reproduced except in full, without the written approval of UL LLC

2TX CHAIN 0 + CHAIN 1 MODE (Mid Gain) Low BE 5570 MHz

SUMMED BANDEDGE DATA (Pk) Fast Method

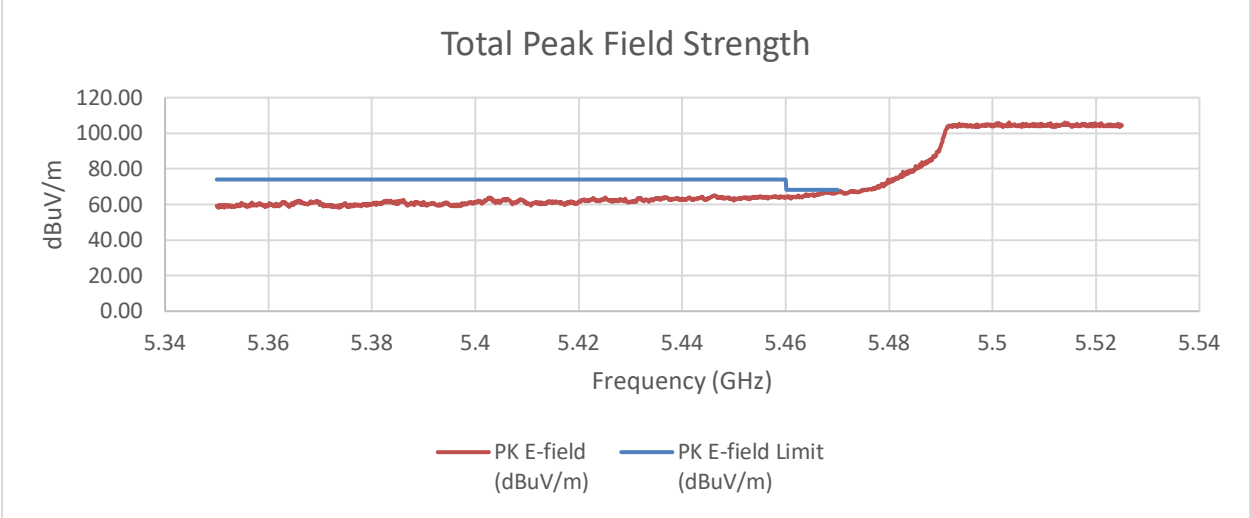

SUMMED BANDEDGE DATA (Av) Fast Method

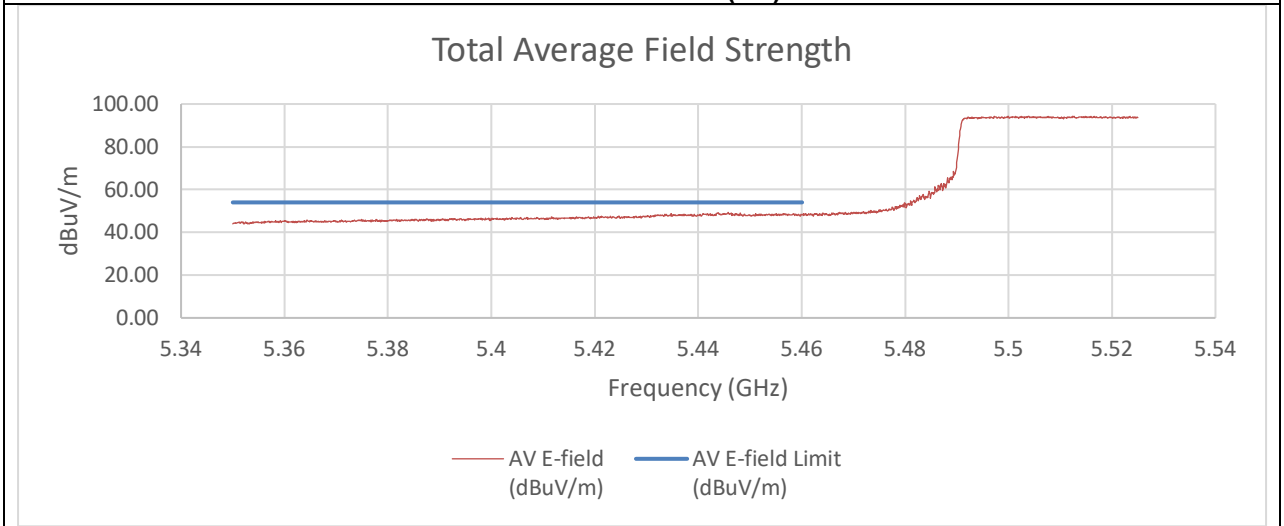

UL LLC
12 Laboratory Drive, Research Triangle Park, NC 27709; USA TEL:(919)549-1400
This report shall not be reproduced except in full, without the written approval of UL LLC

SUMMED BANDEDGE DATA (Pk) Slow Sweep

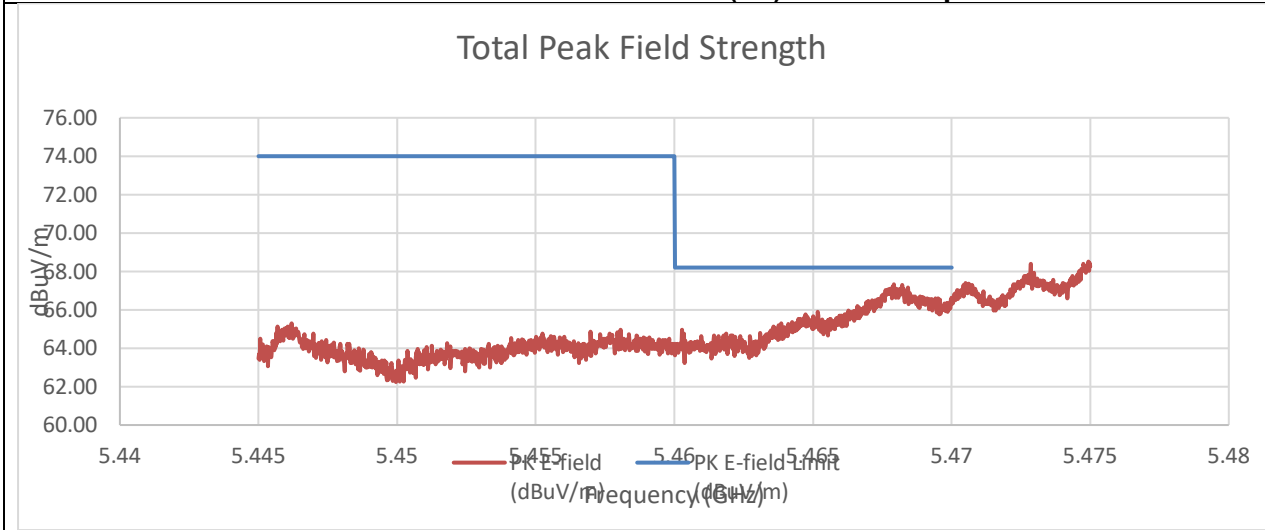

SUMMED BANDEDGE DATA (Av) Slow Sweep

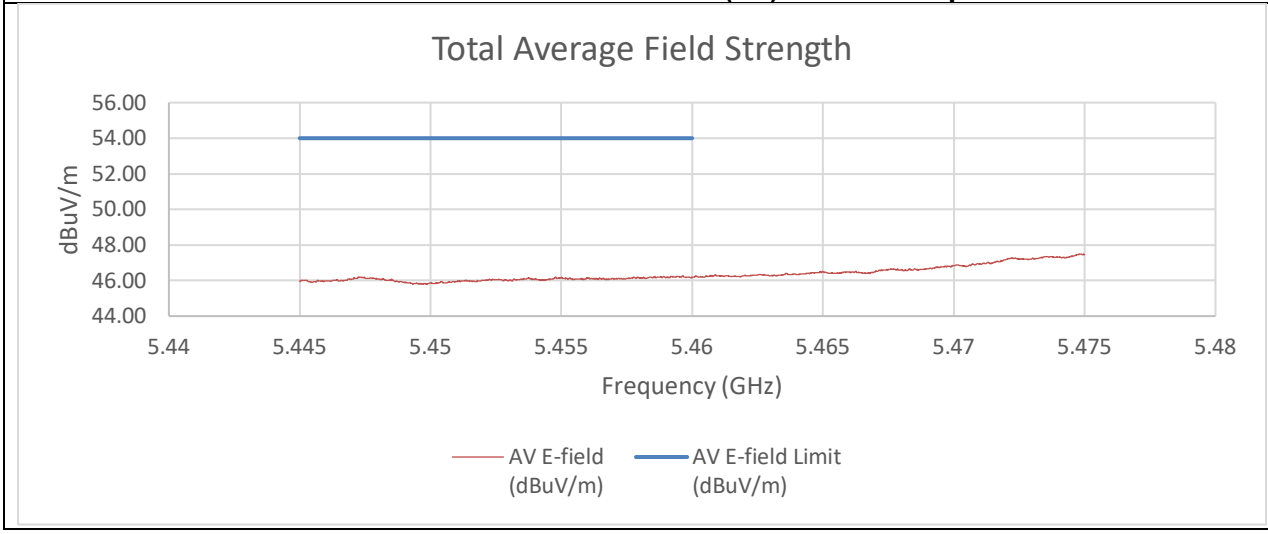

Summed Pk and Av Data at Restricted Band

Frequency (GHz)	PK Reading C1 (dBm)	PK Reading C2 (dBm)	PK EIRP (dBm)	PK E-field (dBuV/m)	PK E-field Limit (dBuV/m)	Margin (dB)
5.46	-43.90	-45.91	-31.47	63.79	74.00	-10.21
5.47	-42.08	-42.28	-28.86	66.40	68.20	-1.80
Frequency (GHz)	**AV Reading C1 (dBm)**	**AV Reading C2 (dBm)**	**AV EIRP (dBm)**	**AV E-field (dBuV/m)**	**AV E-field Limit (dBuV/m)**	**Margin (dB)**
5.46	-64.79	-60.90	-49.10	46.15	54.00	-7.85

An array gain of 10.31 dBi was used in the calculation of the summed data. Fast sweep was performed just to show that no other emissions existed outside of the frequencies observed by the slow sweep measurement.

UL LLC
12 Laboratory Drive, Research Triangle Park, NC 27709; USA TEL:(919)549-1400
This report shall not be reproduced except in full, without the written approval of UL LLC

2TX CHAIN 0 + CHAIN 1 MODE (Mid Gain) High BE 5570 MHz

SUMMED BANDEDGE DATA (Pk)

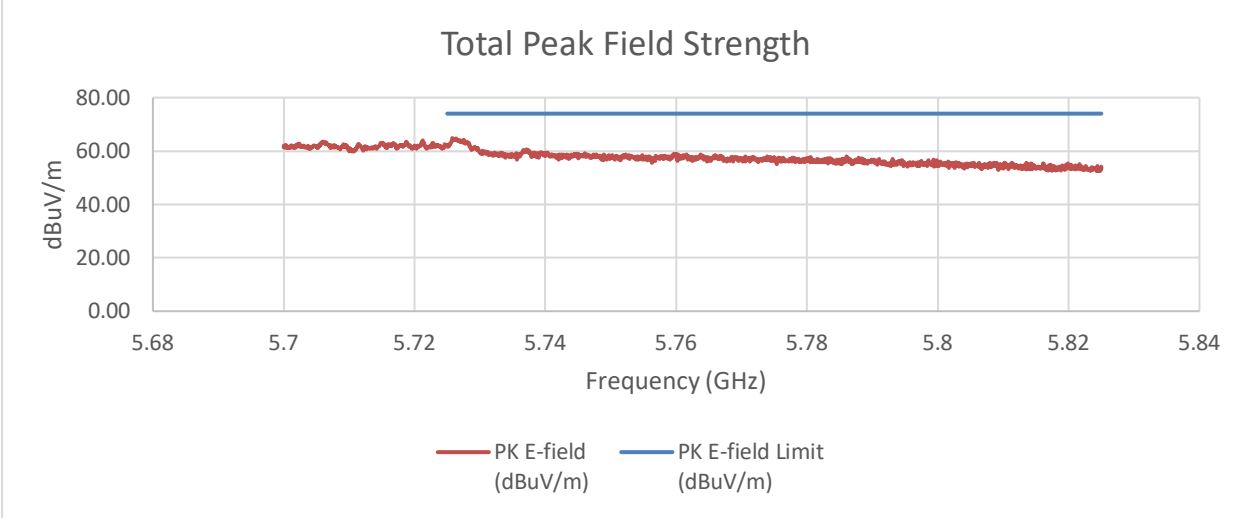

Summed Pk Data at Restricted Band

Frequency (GHz)	PK Reading C1 (dBm)	PK Reading C2 (dBm)	PK EIRP (dBm)	PK E-field (dBuV/m)	PK E-field Limit (dBuV/m)	Margin (dB)
5.725	-46.79	-46.50	-33.32	61.94	74.00	-12.06

An array gain of 10.31 dBi was used in the calculation of the summed data.

UL LLC
12 Laboratory Drive, Research Triangle Park, NC 27709; USA TEL:(919)549-1400
This report shall not be reproduced except in full, without the written approval of UL LLC

2TX CHAIN 0 + CHAIN 1 MODE (High Gain) Low BE 5570 MHz

PK MEASUREMENT

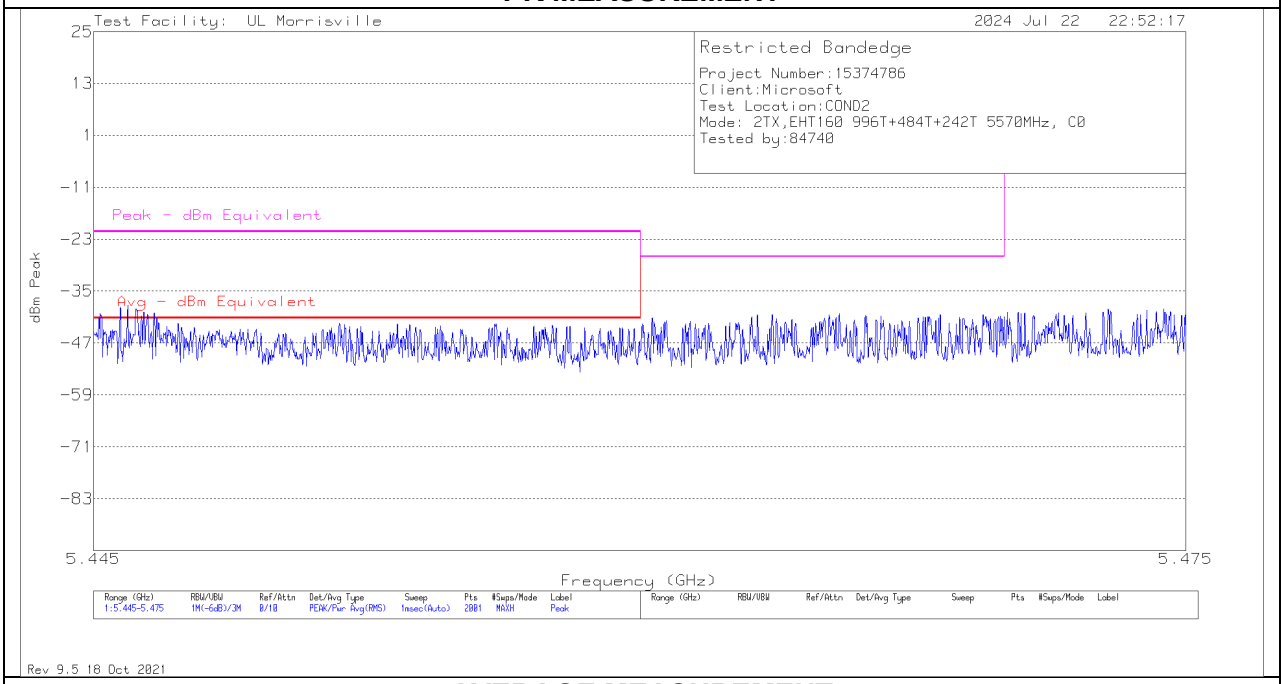

AVERAGE MEASUREMENT

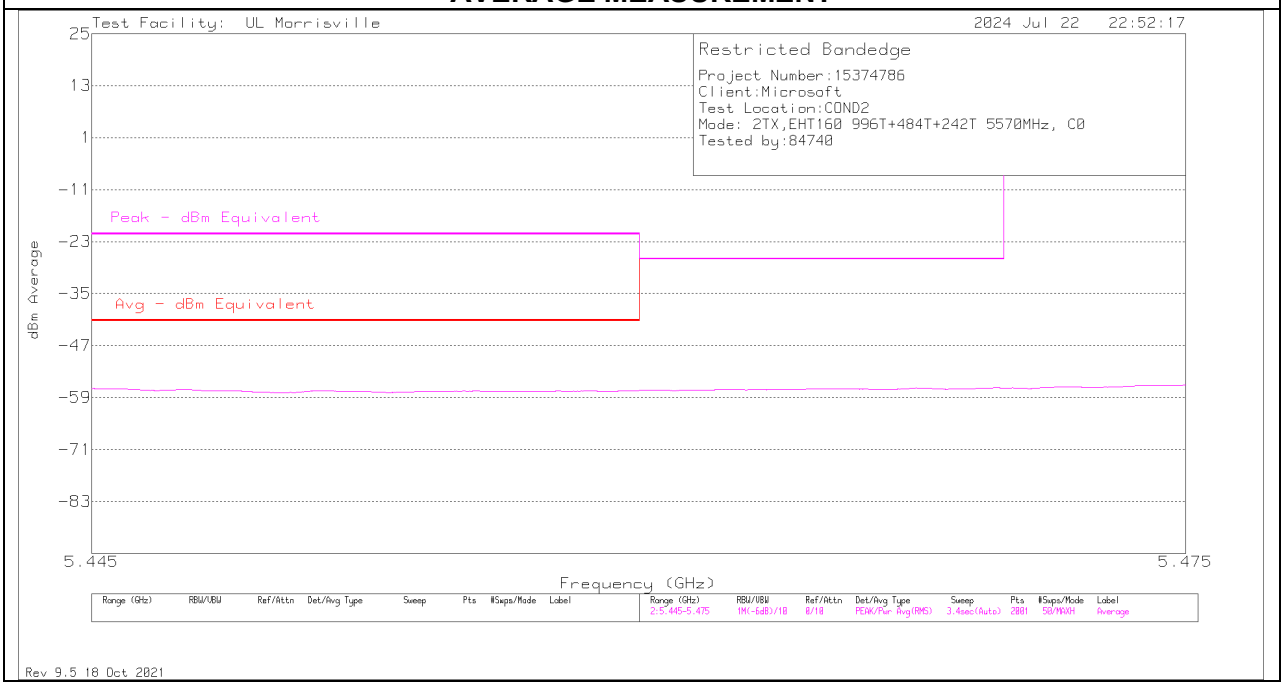

UL LLC
12 Laboratory Drive, Research Triangle Park, NC 27709; USA TEL:(919)549-1400
This report shall not be reproduced except in full, without the written approval of UL LLC

SUMMED BANDEDGE DATA (Pk) Fast Method

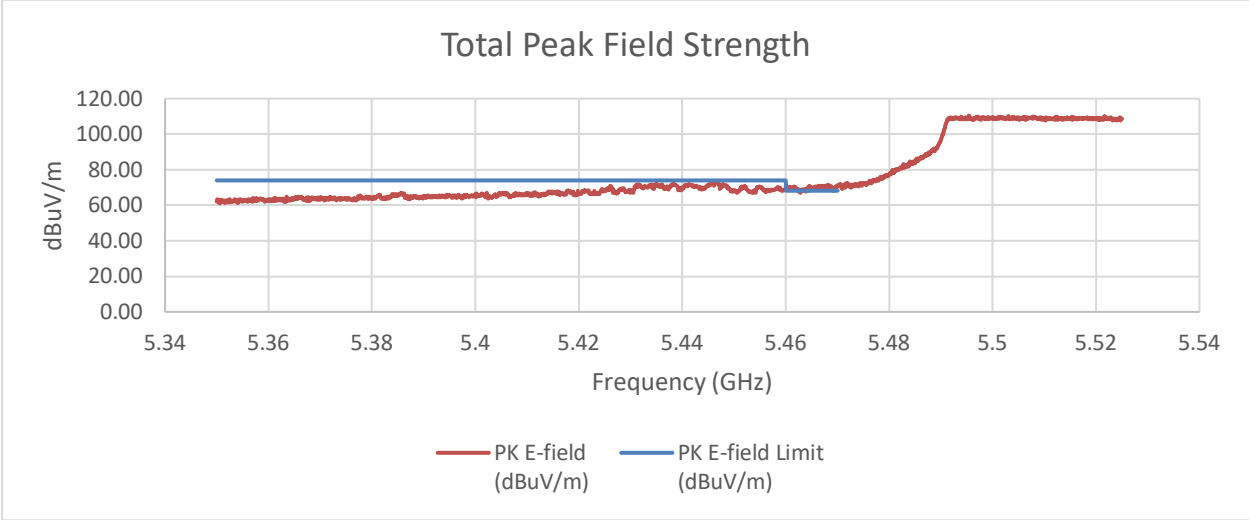

SUMMED BANDEDGE DATA (Av) Fast Method

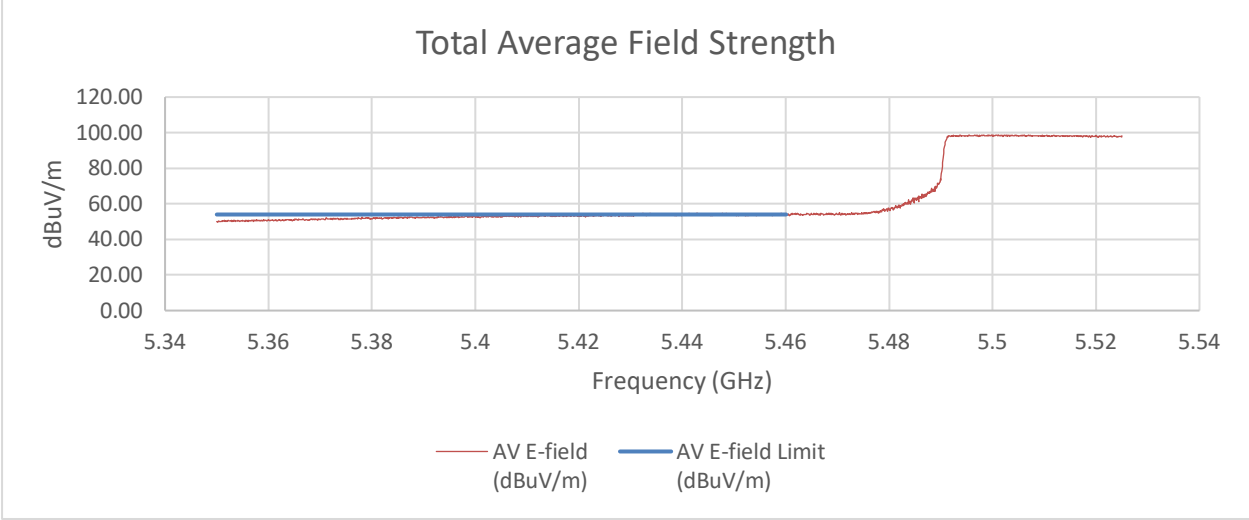

UL LLC
12 Laboratory Drive, Research Triangle Park, NC 27709; USA TEL:(919)549-1400

This report shall not be reproduced except in full, without the written approval of UL LLC

SUMMED BANDEDGE DATA (Pk) Slow Sweep

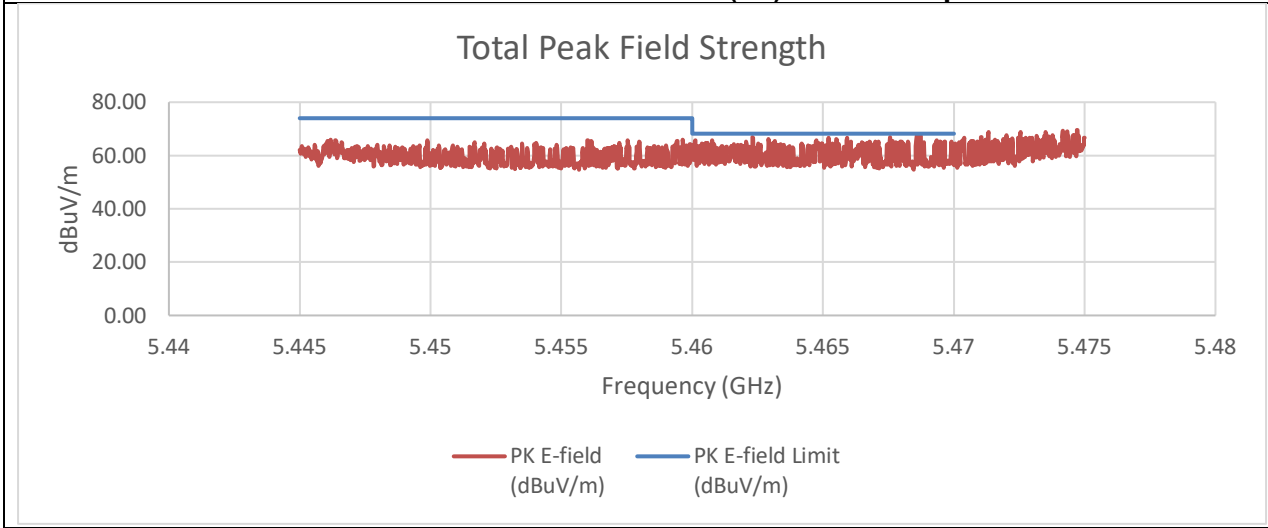

SUMMED BANDEDGE DATA (Av) Slow Sweep

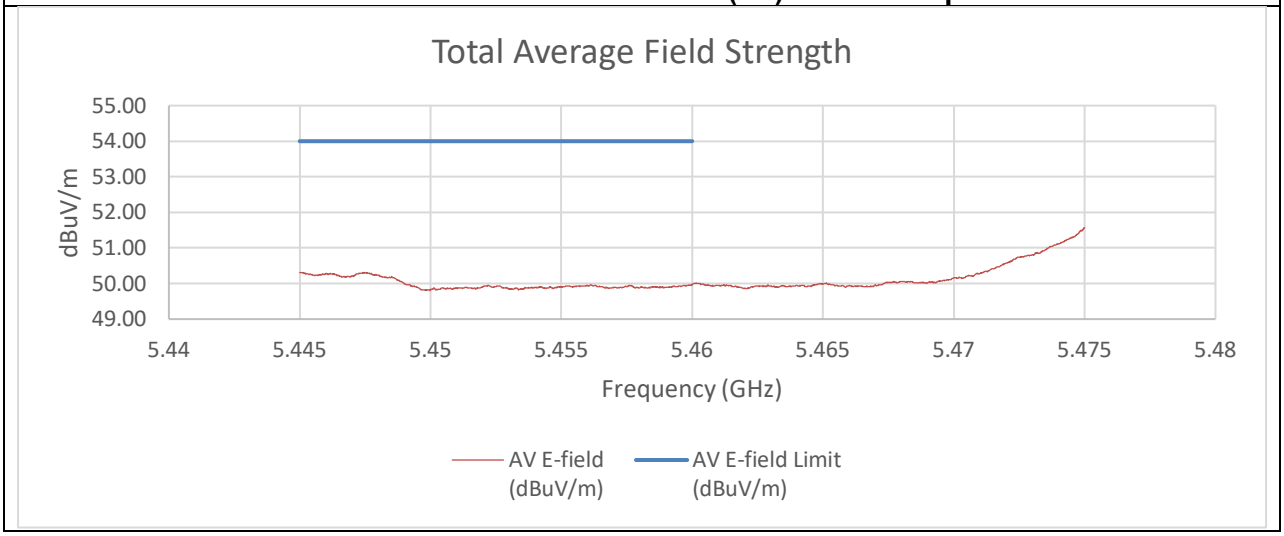

Summed Pk and Av Data at Restricted Band

Frequency (GHz)	PK Reading C1 (dBm)	PK Reading C2 (dBm)	PK EIRP (dBm)	PK E-field (dBuV/m)	PK E-field Limit (dBuV/m)	Margin (dB)
5.46	-54.31	-43.25	-31.25	64.01	74.00	-9.99
5.47	-51.03	-53.05	-37.24	58.01	68.20	-10.19
Frequency (GHz)	**AV Reading C1 (dBm)**	**AV Reading C2 (dBm)**	**AV EIRP (dBm)**	**AV E-field (dBuV/m)**	**AV E-field Limit (dBuV/m)**	**Margin (dB)**
5.46	-59.96	-59.96	-45.28	49.98	54.00	-4.02

An array gain of 11.67 dBi was used in the calculation of the summed data. Fast sweep was performed just to show that no other emissions existed outside of the frequencies observed by the slow sweep measurement.

UL LLC
12 Laboratory Drive, Research Triangle Park, NC 27709; USA TEL:(919)549-1400
This report shall not be reproduced except in full, without the written approval of UL LLC

2TX CHAIN 0 + CHAIN 1 MODE (High Gain) High BE 5570 MHz

PK MEASUREMENT

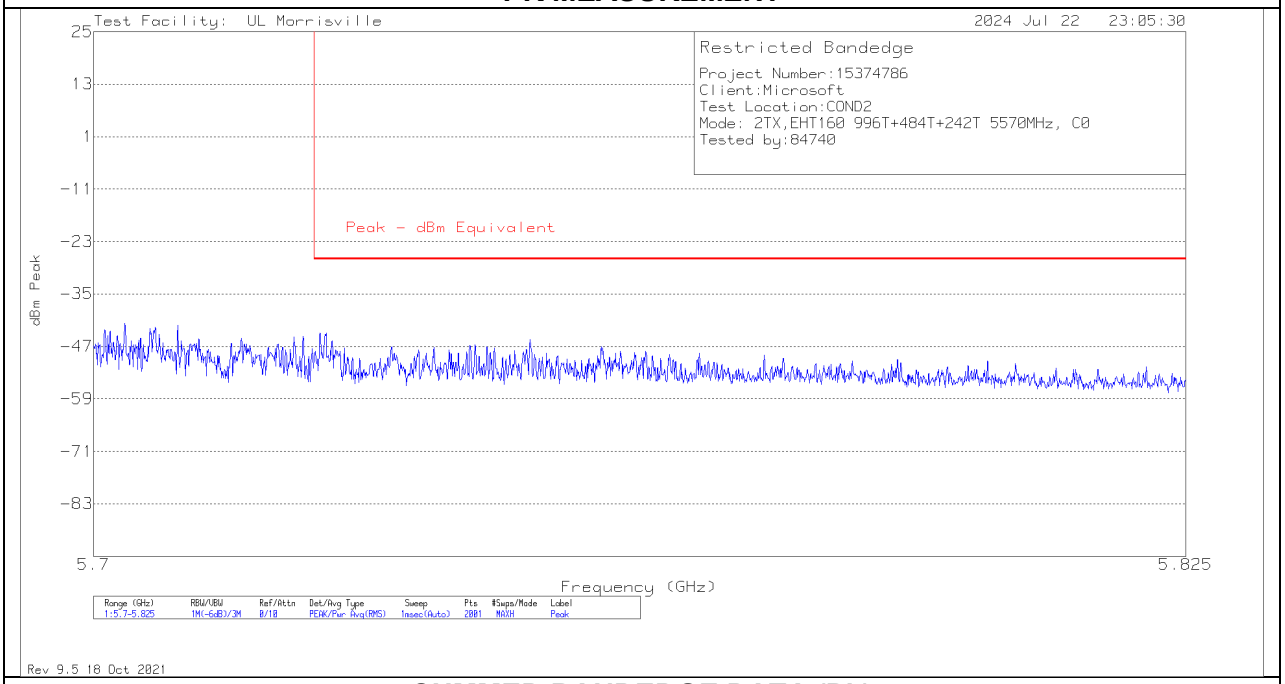

SUMMED BANDEDGE DATA (Pk)

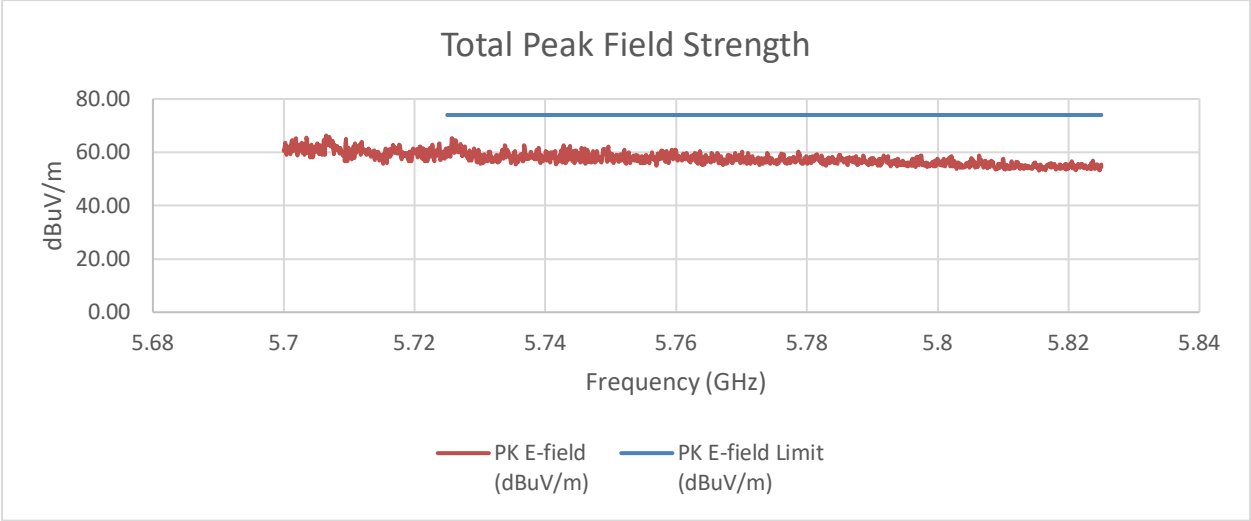

Summed Pk Data at Restricted Band

Frequency (GHz)	PK Reading C1 (dBm)	PK Reading C2 (dBm)	PK EIRP (dBm)	PK E-field (dBuV/m)	PK E-field Limit (dBuV/m)	Margin (dB)
5.725	-49.61	-53.30	-36.39	58.86	74.00	-15.14

An array gain of 11.67 dBi was used in the calculation of the summed data.

UL LLC
12 Laboratory Drive, Research Triangle Park, NC 27709; USA TEL:(919)549-1400
This report shall not be reproduced except in full, without the written approval of UL LLC

10.1.26. TX ABOVE 1 GHz 802.11a MODE IN THE 5.8 GHz BAND
2TX CHAIN 0 + CHAIN 1 MODE (Low Gain) 5745 MHz

SUMMED BANDEDGE DATA (Pk)

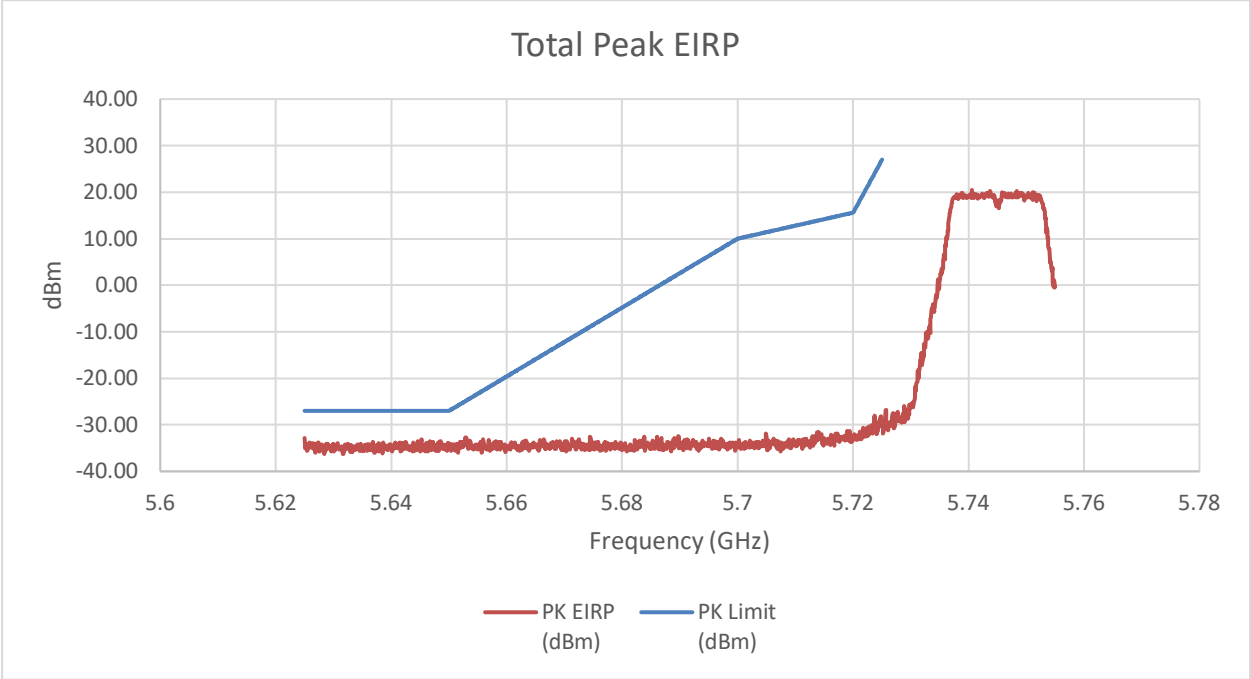

Summed Pk and Av Data at Restricted Band

Frequency (GHz)	PK Reading C1 (dBm)	PK Reading C2 (dBm)	PK EIRP (dBm)	PK EIRP Limit (dBm)	Margin (dB)
5.63	-45.48	-42.98	-32.83	-27.00	-5.83

An array gain of 8.21 dBi was used in the calculation of the summed data.

This report shall not be reproduced except in full, without the written approval of UL LLC

2TX CHAIN 0 + CHAIN 1 MODE (Low Gain) 5745 MHz

SUMMED BANDEDGE DATA (Pk)

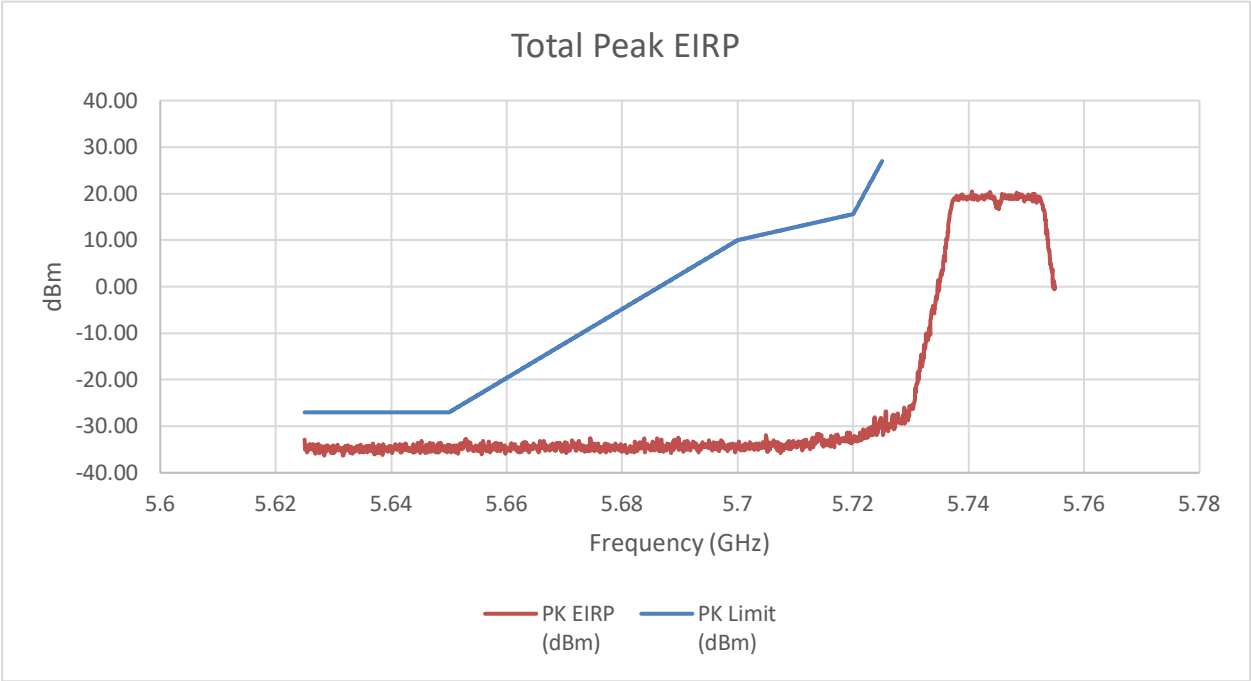

Summed Pk and Av Data at Restricted Band

Frequency (GHz)	PK Reading C1 (dBm)	PK Reading C2 (dBm)	PK EIRP (dBm)	PK EIRP Limit (dBm)	Margin (dB)
5.63	-45.48	-42.98	-32.83	-27.00	-5.83

An array gain of 8.21 dBi was used in the calculation of the summed data.

UL LLC
12 Laboratory Drive, Research Triangle Park, NC 27709; USA TEL:(919)549-1400
This report shall not be reproduced except in full, without the written approval of UL LLC

2TX CHAIN 0 + CHAIN 1 MODE (Mid Gain) 5745 MHz

SUMMED BANDEDGE DATA (Pk)

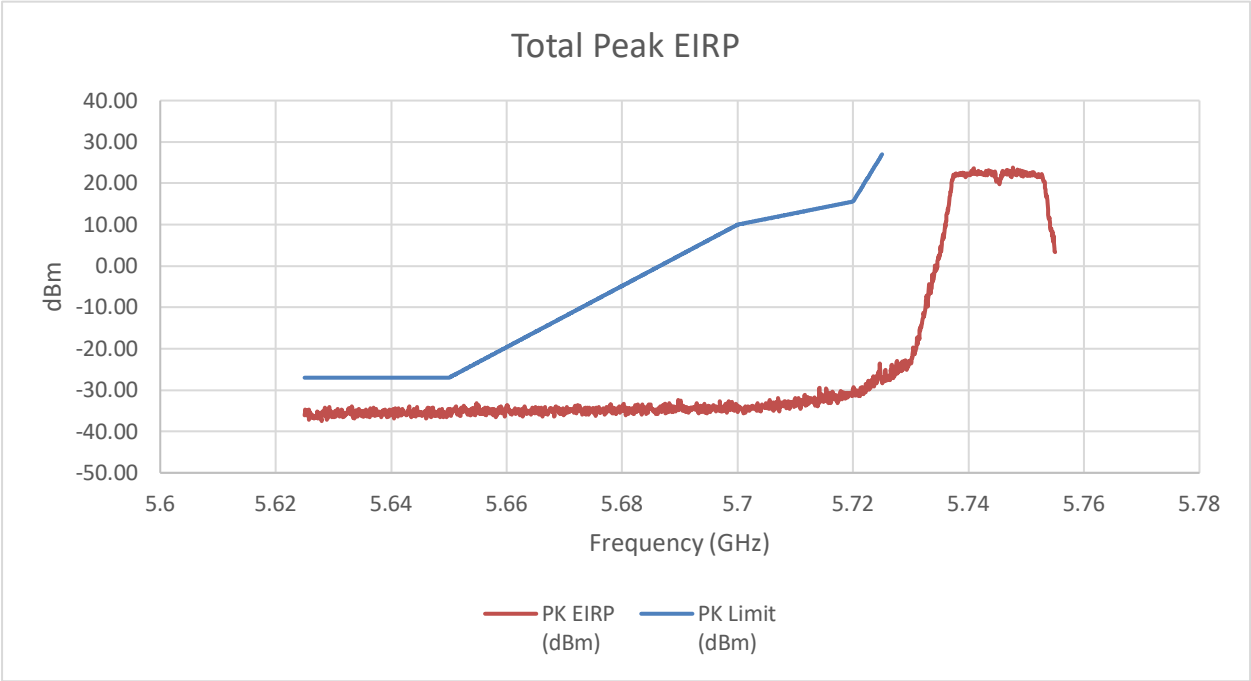

Summed Pk and Av Data at Restricted Band

Frequency (GHz)	PK Reading C1 (dBm)	PK Reading C2 (dBm)	PK EIRP (dBm)	PK EIRP Limit (dBm)	Margin (dB)
5.64	-47.14	-47.37	-33.93	-27.00	-6.93

An array gain of 10.31 dBi was used in the calculation of the summed data.

UL LLC
12 Laboratory Drive, Research Triangle Park, NC 27709; USA TEL:(919)549-1400
This report shall not be reproduced except in full, without the written approval of UL LLC

2TX CHAIN 0 + CHAIN 1 MODE (Mid Gain) 5745 MHz

SUMMED BANDEDGE DATA (Pk)

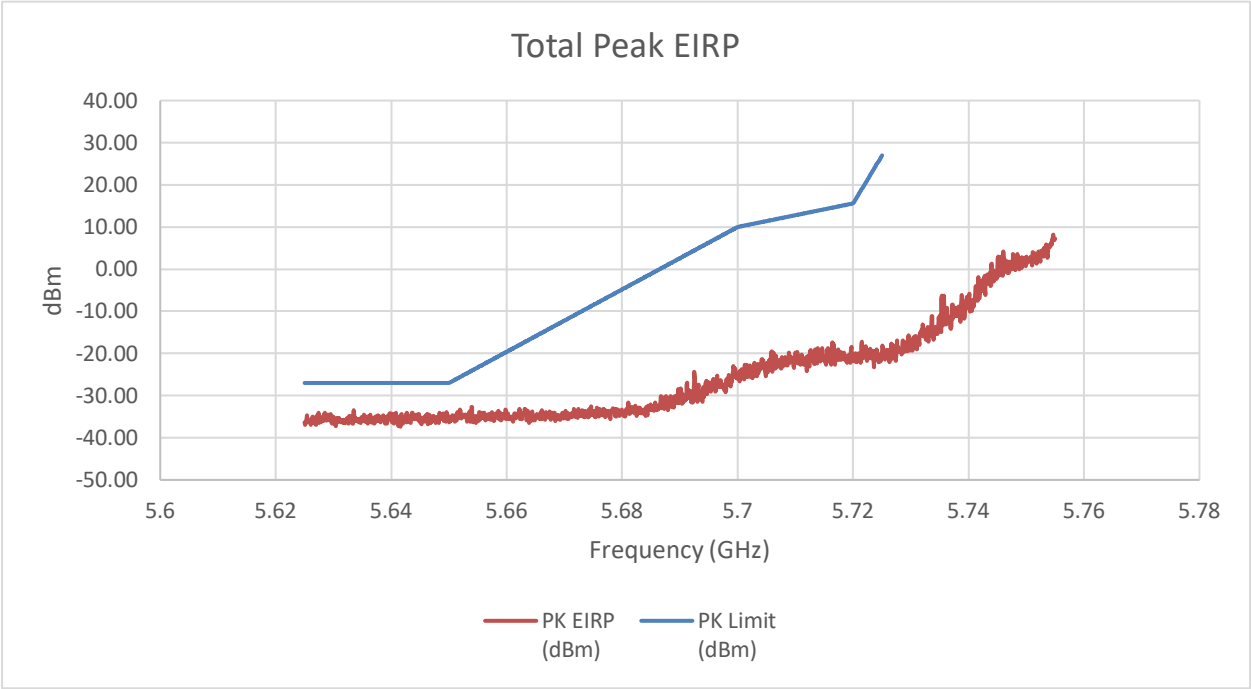

Summed Pk and Av Data at Restricted Band

Frequency (GHz)	PK Reading C1 (dBm)	PK Reading C2 (dBm)	PK EIRP (dBm)	PK EIRP Limit (dBm)	Margin (dB)
5.63	-48.80	-45.52	-33.54	-27.00	-6.54

An array gain of 10.31 dBi was used in the calculation of the summed data.

UL LLC
12 Laboratory Drive, Research Triangle Park, NC 27709; USA TEL:(919)549-1400
This report shall not be reproduced except in full, without the written approval of UL LLC

2TX CHAIN 0 + CHAIN 1 MODE (High Gain) 5745 MHz

PK MEASUREMENT

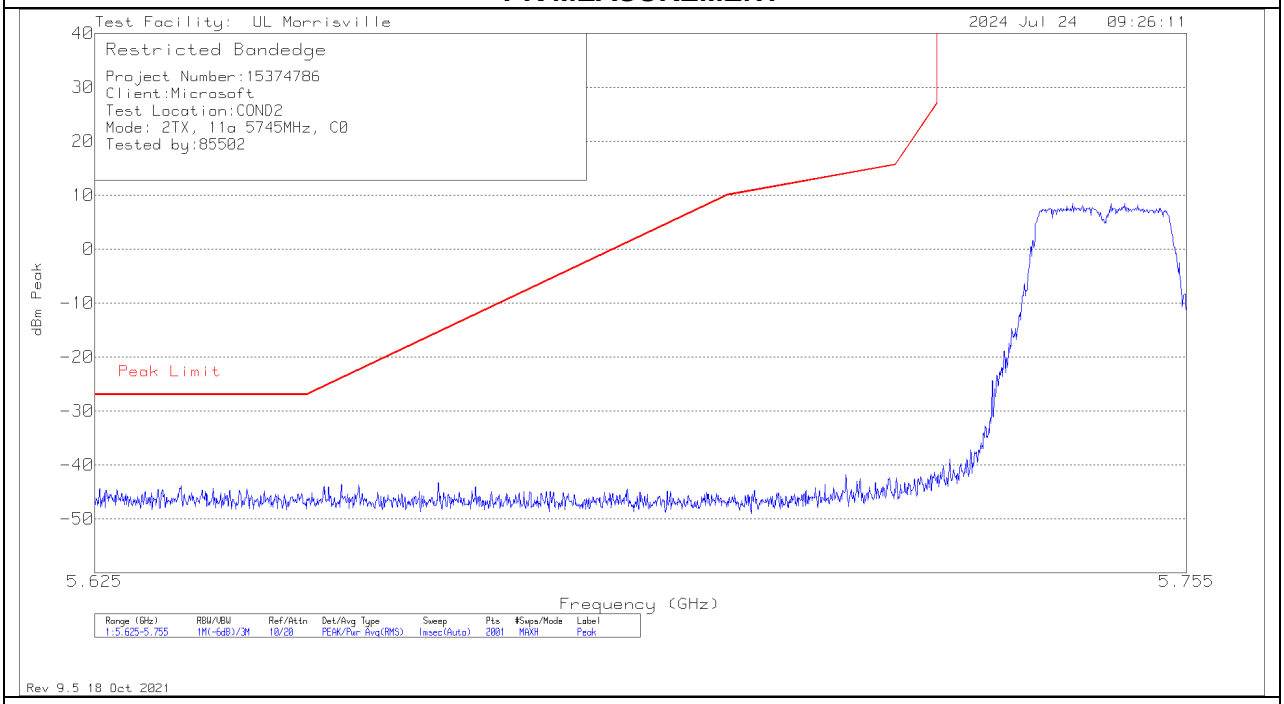

SUMMED BANDEDGE DATA (Pk)

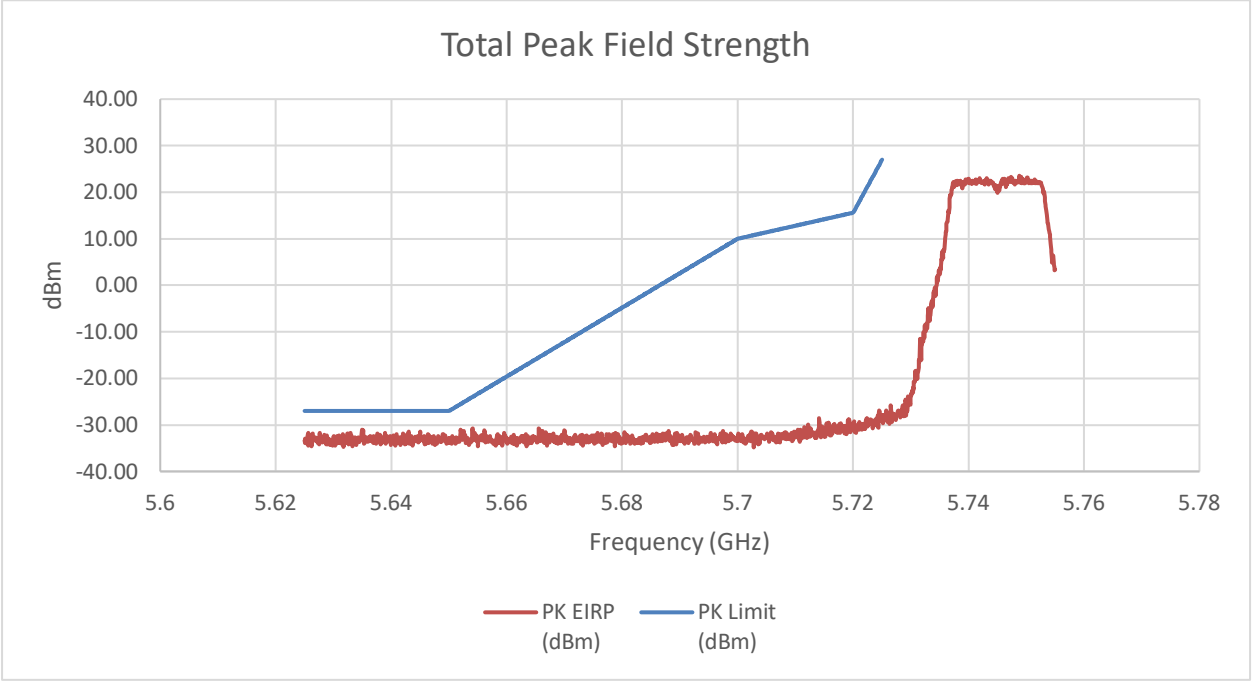

Summed Pk and Av Data at Restricted Band

Frequency (GHz)	PK Reading C1 (dBm)	PK Reading C2 (dBm)	PK EIRP (dBm)	PK EIRP Limit (dBm) (dBuV/m)	Margin (dB)
5.63	-44.30	-47.78	-31.02	-27.00	-4.02

An array gain of 11.67 dBi was used in the calculation of the summed data.

UL LLC
12 Laboratory Drive, Research Triangle Park, NC 27709; USA TEL:(919)549-1400
This report shall not be reproduced except in full, without the written approval of UL LLC

2TX CHAIN 0 + CHAIN 1 MODE (High Gain) 5765 MHz

PK MEASUREMENT

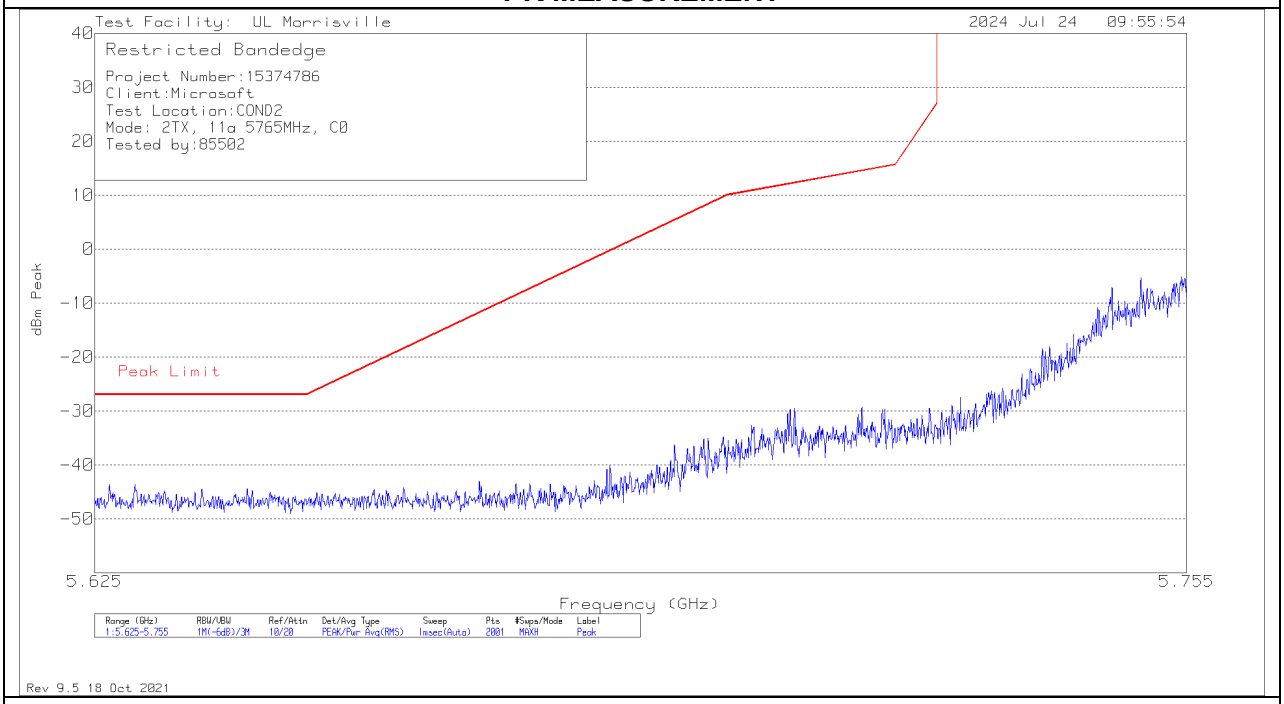

SUMMED BANDEDGE DATA (Pk)

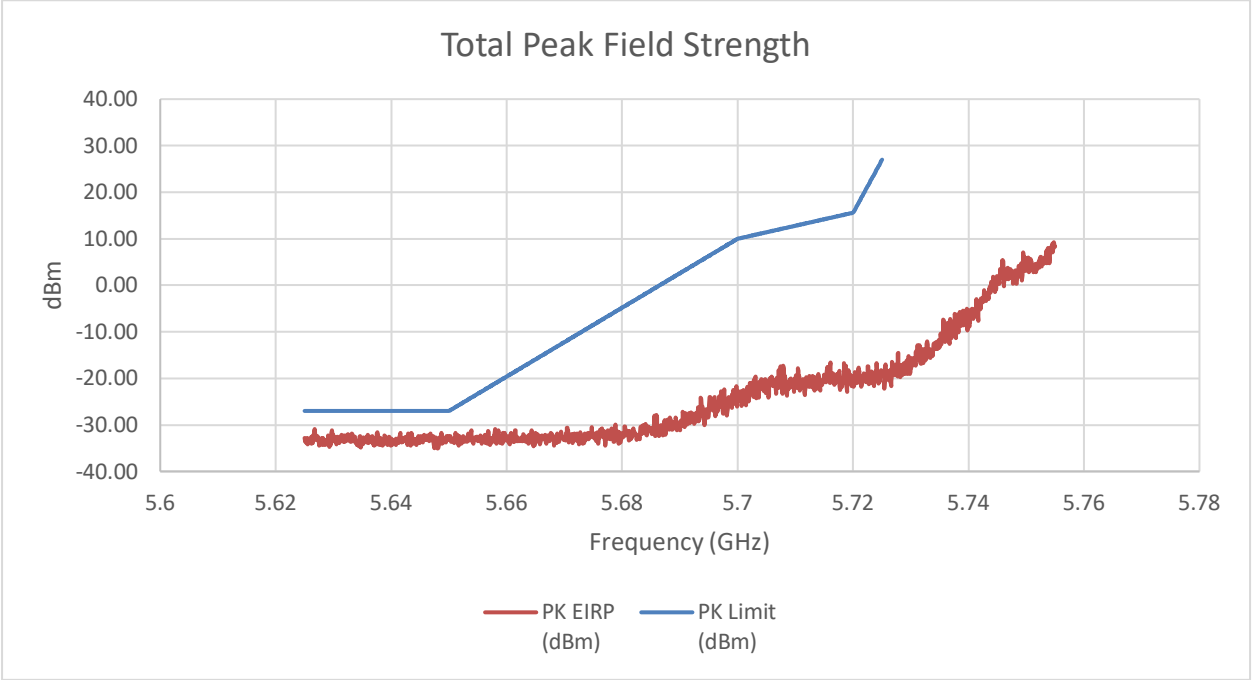

Summed Pk and Av Data at Restricted Band

Frequency (GHz)	PK Reading C1 (dBm)	PK Reading C2 (dBm)	PK EIRP (dBm)	PK EIRP Limit (dBm) (dBuV/m)	Margin (dB)
5.63	-43.68	-49.29	-30.96	-27.00	-3.96

An array gain of 11.67 dBi was used in the calculation of the summed data.

UL LLC
12 Laboratory Drive, Research Triangle Park, NC 27709; USA TEL:(919)549-1400
This report shall not be reproduced except in full, without the written approval of UL LLC

HARMONICS AND SPURIOUS EMISSIONS

LOW CHANNEL RESULTS

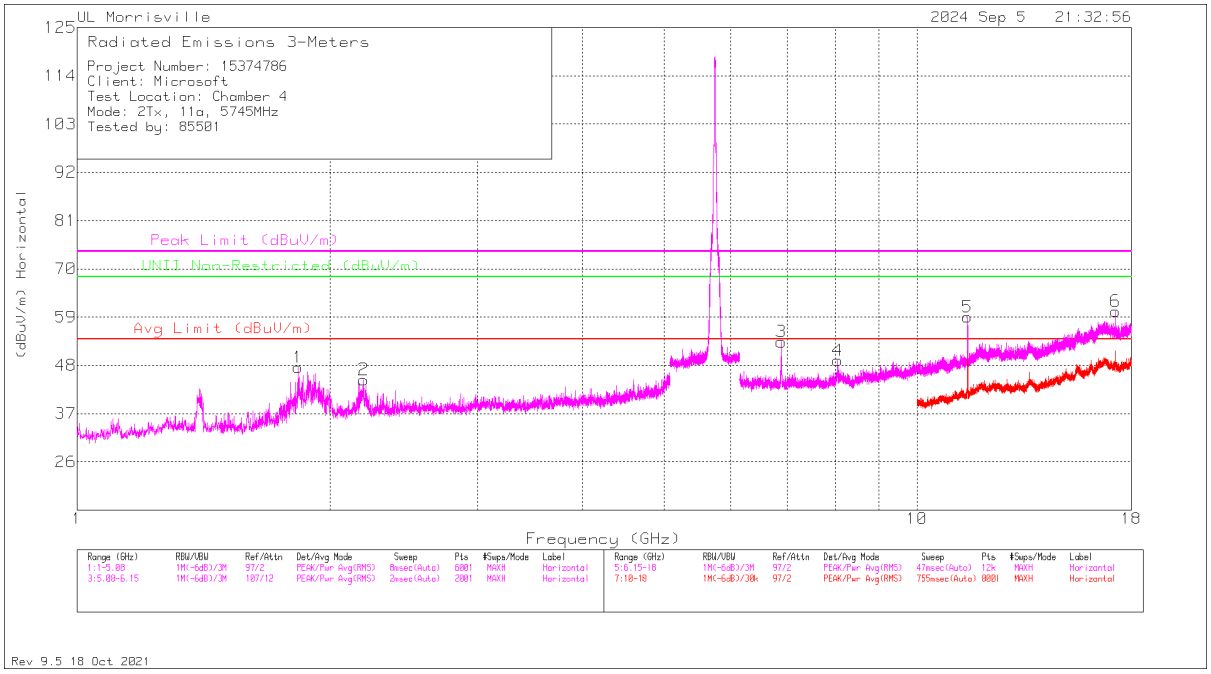

HORIZONTAL

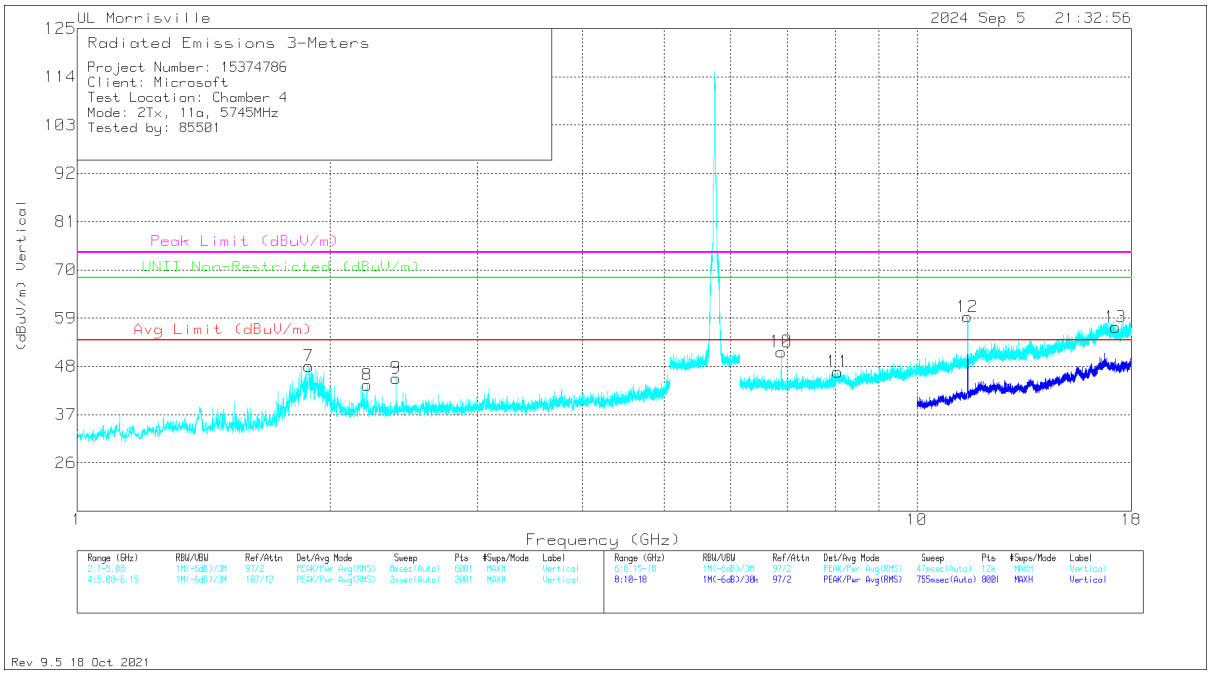

VERTICAL

UL LLC
12 Laboratory Drive, Research Triangle Park, NC 27709; USA TEL:(919)549-1400

This report shall not be reproduced except in full, without the written approval of UL LLC

RADIATED EMISSIONS

Marker	Frequency (GHz)	Meter Reading (dBuV)	Det	89509 ACF (dB/m)	Gain/Loss (dB)	Corrected Reading (dBuV/m)	Avg Limit (dBuV/m)	Margin (dB)	Peak Limit (dBuV/m)	PK Margin (dB)	UNII Non-Restricted (dBuV/m)	PK Margin (dB)	Azimuth (Degs)	Height (cm)	Polarity
1	** 1.83164	52.64	Pk	30.3	-35.4	47.54	54	-6.46	74	-26.46	68.2	-20.66	0-360	100	H
7	** 1.88601	61.07	PK-U	30.7	-35.5	56.27	-	-	-	-	68.2	-11.93	279	334	V
	** 1.88584	37.79	ADV	30.7	-35.5	32.99	54	-21.01	-	-	-	-	279	334	V
8	* ** 2.21516	47.37	Pk	31.7	-35.3	43.77	54	-10.23	74	-30.23	-	-	0-360	200	V
4	* ** 8.04672	42.91	PK-U	35.8	-27.1	51.61	-	-	74	-22.39	-	-	245	165	H
	* ** 8.04887	30.99	ADV	35.8	-27.1	39.69	54	-14.31	-	-	-	-	245	165	H
5	* ** 11.48727	46.13	PK-U	38.2	-22	62.33	-	-	74	-11.67	-	-	262	103	H
	* ** 11.48723	33.17	ADV	38.2	-22	49.37	54	-4.63	-	-	-	-	262	103	H
11	* ** 8.046	38.17	Pk	35.8	-27.2	46.77	54	-7.23	74	-27.23	-	-	0-360	200	V
12	* ** 11.48705	48.16	PK-U	38.2	-22	64.36	-	-	74	-9.64	-	-	167	193	V
	* ** 11.48667	35.01	ADV	38.2	-22	51.21	54	-2.79	-	-	-	-	167	193	V
2	2.1934	48.63	Pk	31.6	-35.5	44.73	-	-	-	-	68.2	-23.47	0-360	100	H
9	2.39808	49	Pk	31.9	-35.6	45.3	-	-	-	-	68.2	-22.9	0-360	200	V
3	6.89359	45.48	Pk	35.5	-27.6	53.38	-	-	-	-	68.2	-14.82	0-360	100	H
10	6.89359	43.43	Pk	35.5	-27.6	51.33	-	-	-	-	68.2	-16.87	0-360	200	V
13	17.23271	32.46	Pk	41.2	-16.7	56.96	-	-	-	-	68.2	-11.24	0-360	200	V
6	17.2337	35.84	Pk	41.2	-16.7	60.34	-	-	-	-	68.2	-7.86	0-360	100	H

* - indicates frequency in CFR47 Pt 15 / IC RSS-Restricted Band
** - indicates frequency in Taiwan NCC LP0002 Restricted Band
Pk - Peak detector
PK-U - Maximum Peak
ADV - Linear Voltage Average

UL LLC
12 Laboratory Drive, Research Triangle Park, NC 27709; USA TEL:(919)549-1400
This report shall not be reproduced except in full, without the written approval of UL LLC

MID CHANNEL RESULTS

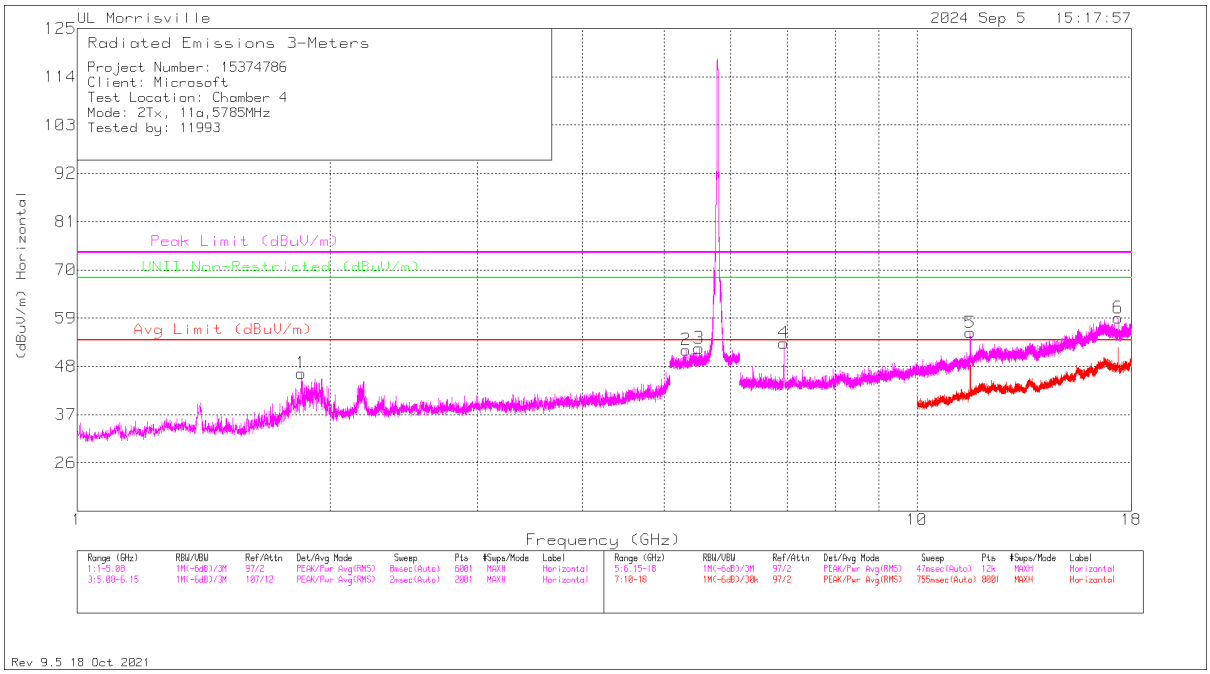

HORIZONTAL

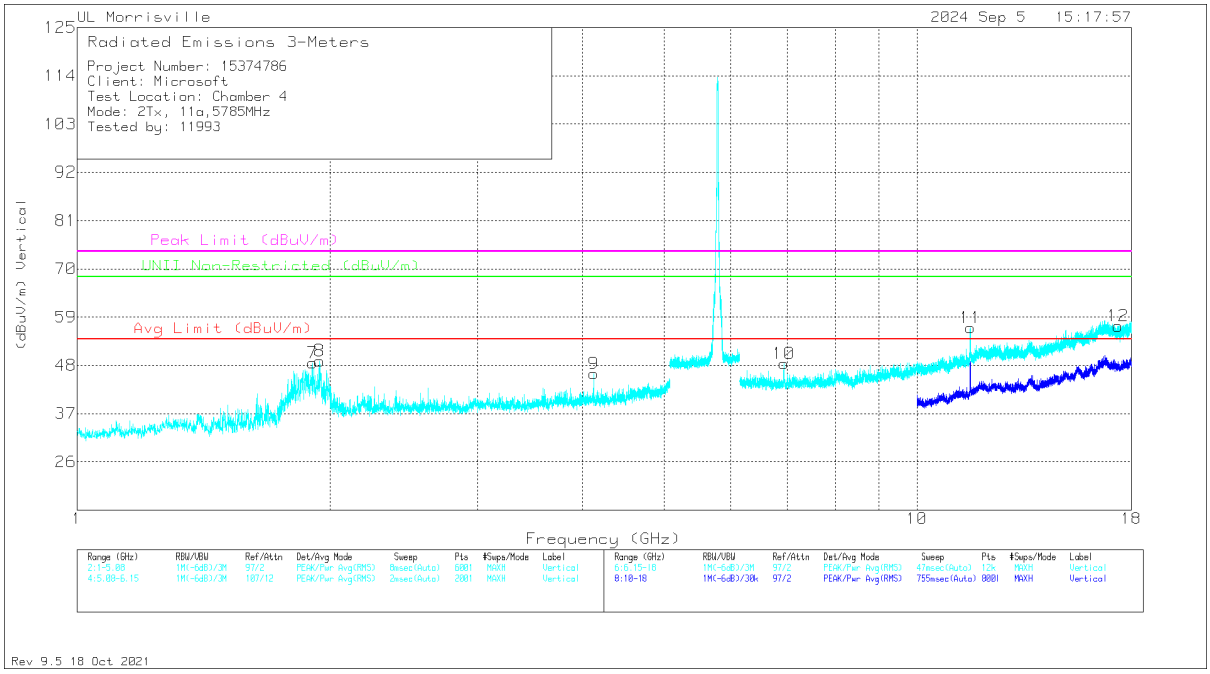

VERTICAL

UL LLC
12 Laboratory Drive, Research Triangle Park, NC 27709; USA TEL:(919)549-1400

This report shall not be reproduced except in full, without the written approval of UL LLC

RADIATED EMISSIONS

Marker	Frequency (GHz)	Meter Reading (dBuV)	Det	89509 ACF (dB/m)	Gain/Loss (dB)	Corrected Reading (dBuV/m)	Avg Limit (dBuV/m)	Margin (dB)	Peak Limit (dBuV/m)	PK Margin (dB)	UNII Non-Restricted (dBuV/m)	PK Margin (dB)	Azimuth (Degs)	Height (cm)	Polarity
1	** 1.84864	51.68	Pk	30.5	-35.7	46.48	54	-7.52	74	-27.52	68.2	-21.72	0-360	100	H
7	** 1.90721	59.9	PK-U	30.7	-35.7	54.9	-	-	74	-19.1	-	-	32	336	V
	** 1.90645	35.14	ADV	30.7	-35.7	30.14	54	-23.86	-	-	-	-	32	336	V
8	** 1.94368	60.94	PK-U	30.8	-35.6	56.14	-	-	74	-17.86	-	-	285	241	V
	** 1.94317	37.12	ADV	30.8	-35.6	32.32	54	-21.68	-	-	-	-	285	241	V
9	* ** 4.1246	43.98	Pk	33.4	-31.3	46.08	54	-7.92	74	-27.92	-	-	0-360	200	V
5	* ** 11.57147	44.06	PK-U	38.3	-22.2	60.16	-	-	74	-13.84	-	-	224	141	H
	* ** 11.57157	31.14	ADV	38.3	-22.2	47.24	54	-6.76	-	-	-	-	224	141	H
11	* ** 11.57665	43.46	PK-U	38.3	-22	59.76	-	-	74	-14.24	-	-	174	207	V
	* ** 11.57612	29.96	ADV	38.3	-22	46.26	54	-7.74	-	-	-	-	174	207	V
2	5.31166	36.38	Pk	34.3	-18.9	51.78	-	-	-	-	68.2	-16.42	0-360	100	H
3	5.50105	36.15	Pk	34.6	-18.6	52.15	-	-	-	-	68.2	-16.05	0-360	100	H
4	6.94099	45.34	Pk	35.5	-27.5	53.34	-	-	-	-	68.2	-14.86	0-360	100	H
10	6.94198	40.4	Pk	35.5	-27.5	48.4	-	-	-	-	68.2	-19.8	0-360	200	V
6	17.35813	35.06	Pk	41.2	-17.2	59.06	-	-	-	-	68.2	-9.14	0-360	100	H
12	17.36306	32.86	Pk	41.2	-17.1	56.96	-	-	-	-	68.2	-11.24	0-360	200	V

* - indicates frequency in CFR47 Pt 15 / IC RSS-Restricted Band
** - indicates frequency in Taiwan NCC LP0002 Restricted Band
Pk - Peak detector
PK-U - Maximum Peak
ADV - Linear Voltage Average

UL LLC
12 Laboratory Drive, Research Triangle Park, NC 27709; USA TEL:(919)549-1400
This report shall not be reproduced except in full, without the written approval of UL LLC

HIGH CHANNEL RESULTS

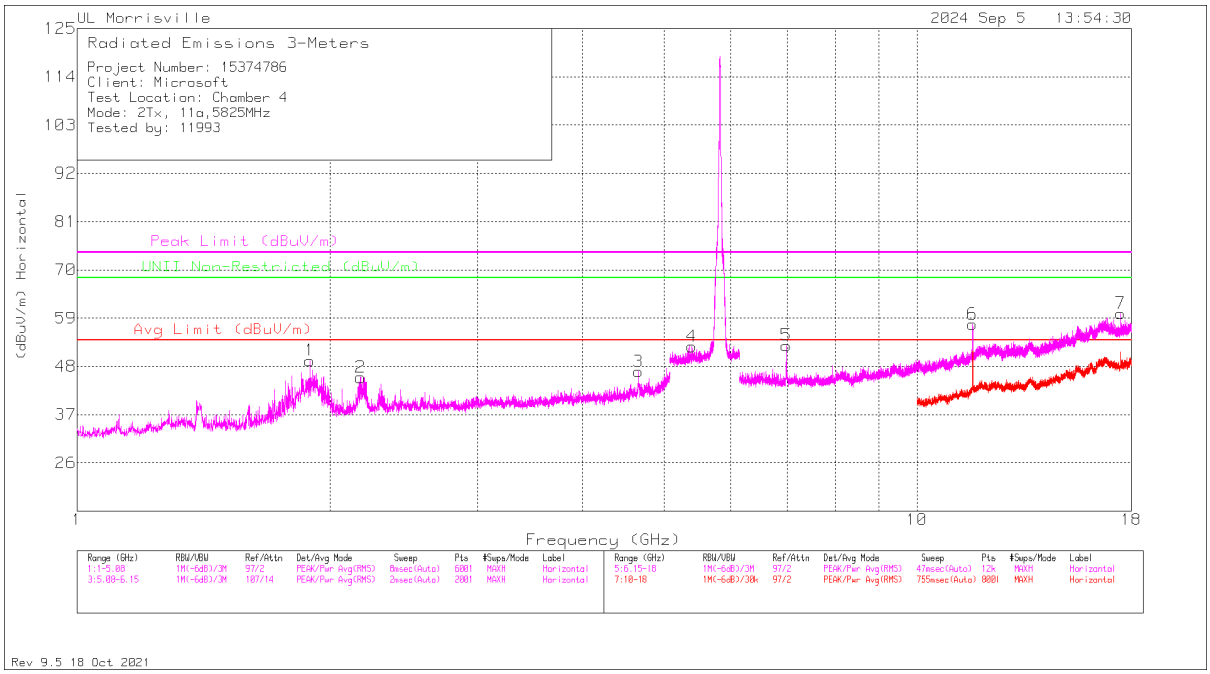

HORIZONTAL

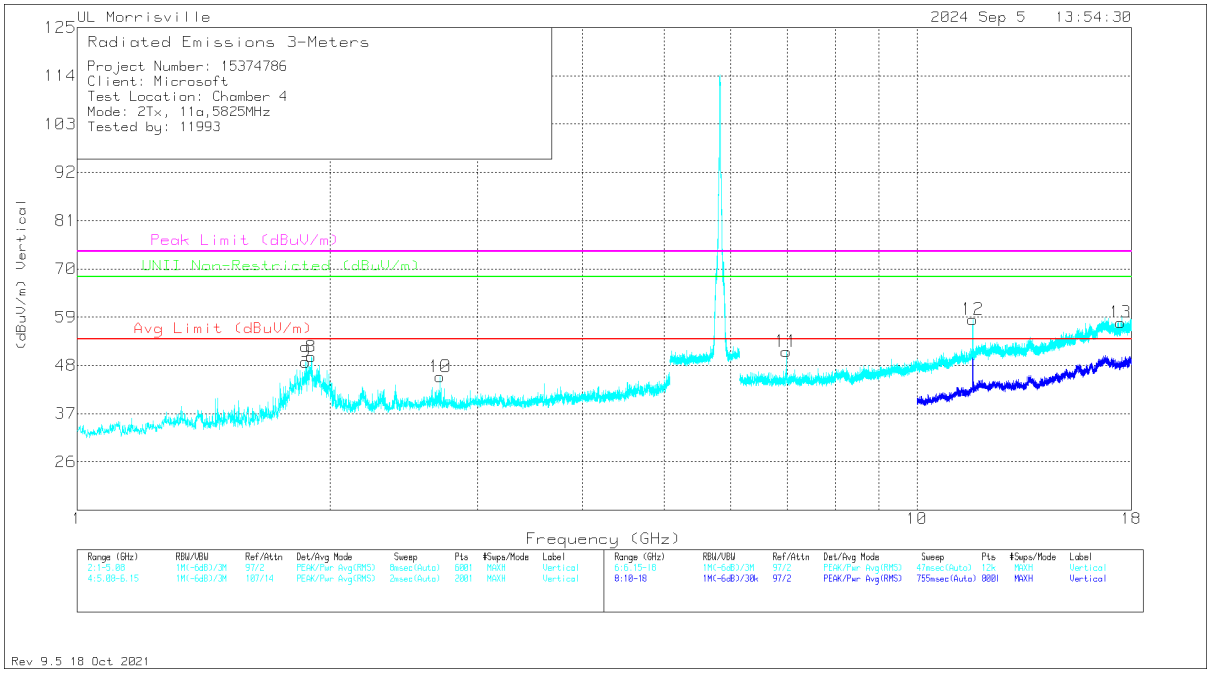

VERTICAL

UL LLC
12 Laboratory Drive, Research Triangle Park, NC 27709; USA TEL:(919)549-1400

This report shall not be reproduced except in full, without the written approval of UL LLC

RADIATED EMISSIONS

Marker	Frequency (GHz)	Meter Reading (dBuV)	Det	89509 ACF (dB/m)	Gain/Loss (dB)	Corrected Reading (dBuV/m)	Avg Limit (dBuV/m)	Margin (dB)	Peak Limit (dBuV/m)	PK Margin (dB)	UNII Non-Restricted (dBuV/m)	PK Margin (dB)	Azimuth (Degs)	Height (cm)	Polarity
1	** 1.8941	58.9	PK-U	30.7	-35.6	54	-	-	74	-20	68.2	-14.2	12	369	H
	** 1.89368	35.42	ADV	30.7	-35.6	30.52	54	-23.48	-	-	-	-	12	369	H
3	* ** 4.66112	43.21	Pk	34.1	-30.5	46.81	54	-7.19	74	-27.19	-	-	0-360	100	H
9	** 1.87294	61.18	PK-U	30.7	-35.8	56.08	-	-	74	-17.92	-	-	304	307	V
	** 1.87048	37.39	ADV	30.7	-35.7	32.39	54	-21.61	-	-	-	-	304	307	V
10	* ** 2.70544	48.51	Pk	32.4	-35.5	45.41	54	-8.59	74	-28.59	-	-	0-360	200	V
4	* ** 5.39818	38.03	PK-U	34.6	-18.5	54.13	-	-	74	-19.87	-	-	269	140	H
	* ** 5.39726	25.43	ADV	34.6	-18.5	41.53	54	-12.47	-	-	-	-	269	140	H
6	* ** 11.64673	45.37	PK-U	38.3	-21.8	61.87	-	-	74	-12.13	-	-	176	253	H
	* ** 11.64725	31.82	ADV	38.3	-21.8	48.32	54	-5.68	-	-	-	-	176	253	H
12	* ** 11.65212	44.08	PK-U	38.3	-21.7	60.68	-	-	74	-13.32	-	-	169	209	V
	* ** 11.65156	30.98	ADV	38.3	-21.8	47.48	54	-6.52	-	-	-	-	169	209	V
8	1.901	54.87	Pk	30.8	-35.7	49.97	-	-	-	-	68.2	-18.23	0-360	200	V
2	2.17504	49.59	Pk	31.6	-35.7	45.49	-	-	-	-	68.2	-22.71	0-360	100	H
5	6.98938	45.08	Pk	35.5	-27.8	52.78	-	-	-	-	68.2	-15.42	0-360	100	H
11	6.98938	43.48	Pk	35.5	-27.8	51.18	-	-	-	-	68.2	-17.02	0-360	200	V
13	17.47366	34.1	Pk	41.2	-17.5	57.8	-	-	-	-	68.2	-10.4	0-360	200	V
7	17.47761	36.35	Pk	41.3	-17.6	60.05	-	-	-	-	68.2	-8.15	0-360	100	H

* - indicates frequency in CFR47 Pt 15 / IC RSS-Restricted Band
** - indicates frequency in Taiwan NCC LP0002 Restricted Band
Pk - Peak detector
PK-U - Maximum Peak
ADV - Linear Voltage Average

UL LLC
12 Laboratory Drive, Research Triangle Park, NC 27709; USA TEL:(919)549-1400
This report shall not be reproduced except in full, without the written approval of UL LLC

10.1.27. TX ABOVE 1 GHz 802.11n HT20 MODE IN THE 5.8 GHz BAND

2TX CHAIN 0 + CHAIN 1 MODE (Low Gain) 5745 MHz

SUMMED BANDEDGE DATA (Pk)

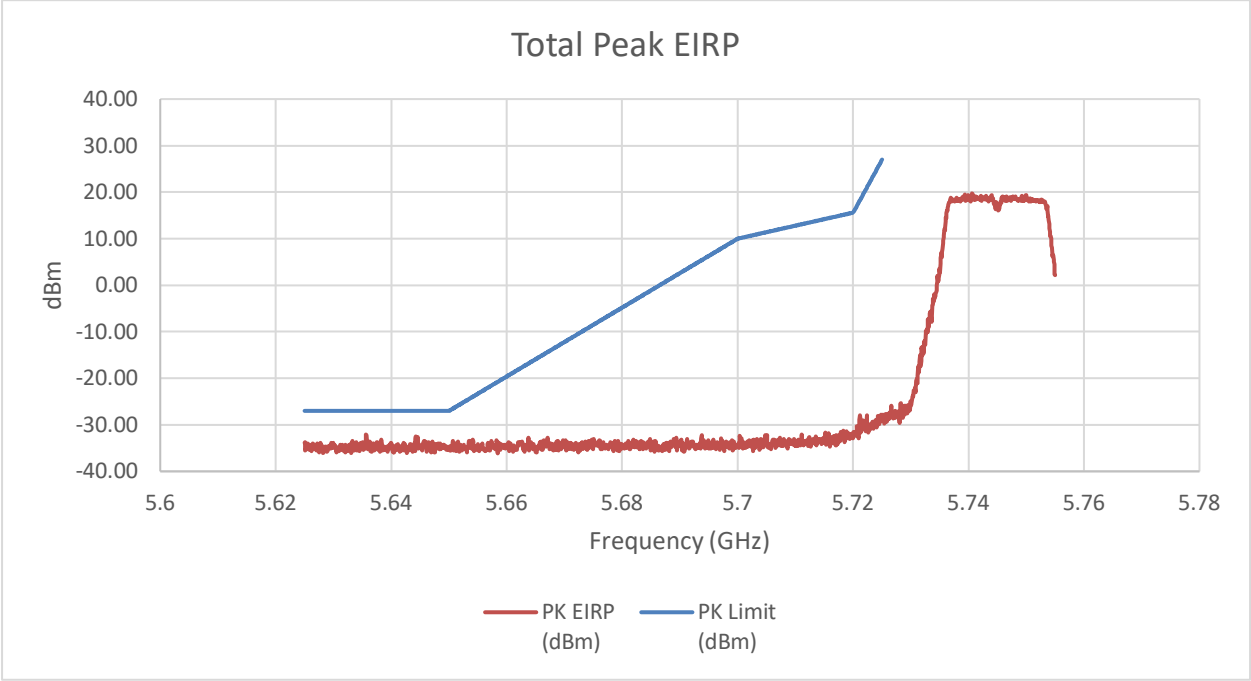

Summed Pk and Av Data at Restricted Band

Frequency (GHz)	PK Reading C1 (dBm)	PK Reading C2 (dBm)	PK EIRP (dBm)	PK EIRP Limit (dBm) (dBuV/m)	Margin (dB)
5.64	-42.27	-44.82	-32.14	-27.00	-5.14

An array gain of 8.21 dBi was used in the calculation of the summed data.

UL LLC
12 Laboratory Drive, Research Triangle Park, NC 27709; USA TEL:(919)549-1400
This report shall not be reproduced except in full, without the written approval of UL LLC

2TX CHAIN 0 + CHAIN 1 MODE (Low Gain) 5765 MHz

SUMMED BANDEDGE DATA (Pk)

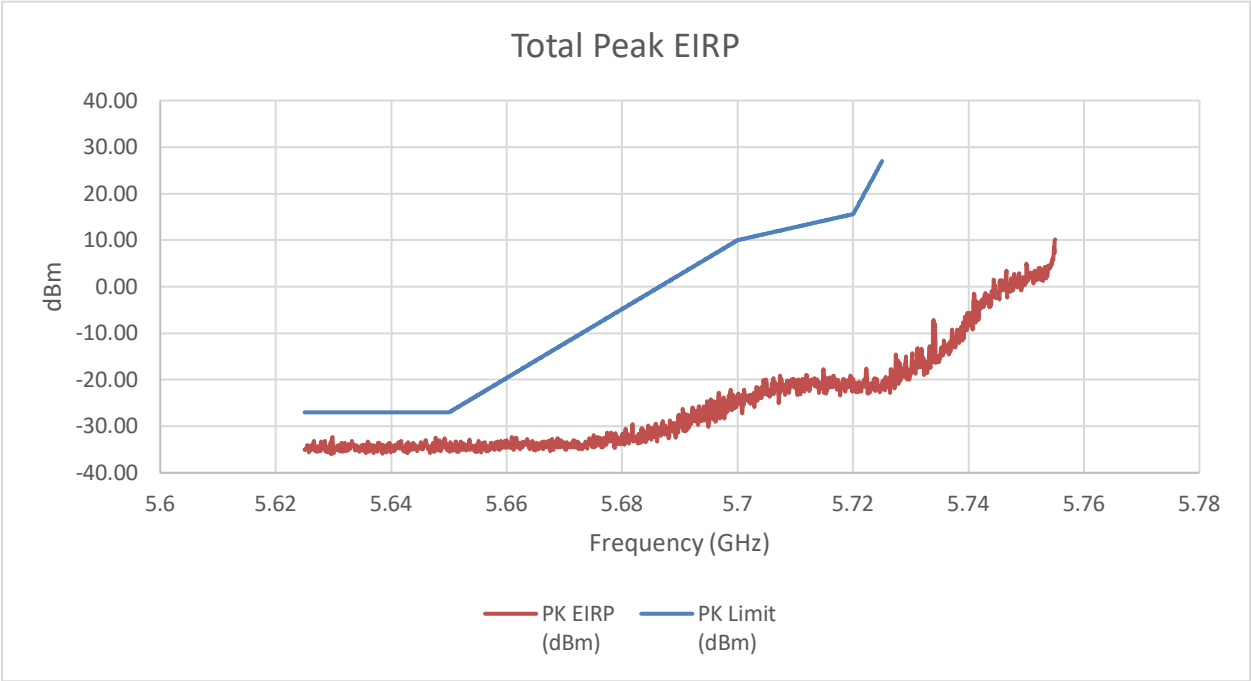

Summed Pk and Av Data at Restricted Band

Frequency (GHz)	PK Reading C1 (dBm)	PK Reading C2 (dBm)	PK EIRP (dBm)	PK EIRP Limit (dBm) (dBuV/m)	Margin (dB)
5.63	-46.73	-41.72	-32.32	-27.00	-5.32

An array gain of 8.21 dBi was used in the calculation of the summed data.

UL LLC
12 Laboratory Drive, Research Triangle Park, NC 27709; USA TEL:(919)549-1400
This report shall not be reproduced except in full, without the written approval of UL LLC

2TX CHAIN 0 + CHAIN 1 MODE (Mid Gain) 5745 MHz

SUMMED BANDEDGE DATA (Pk)

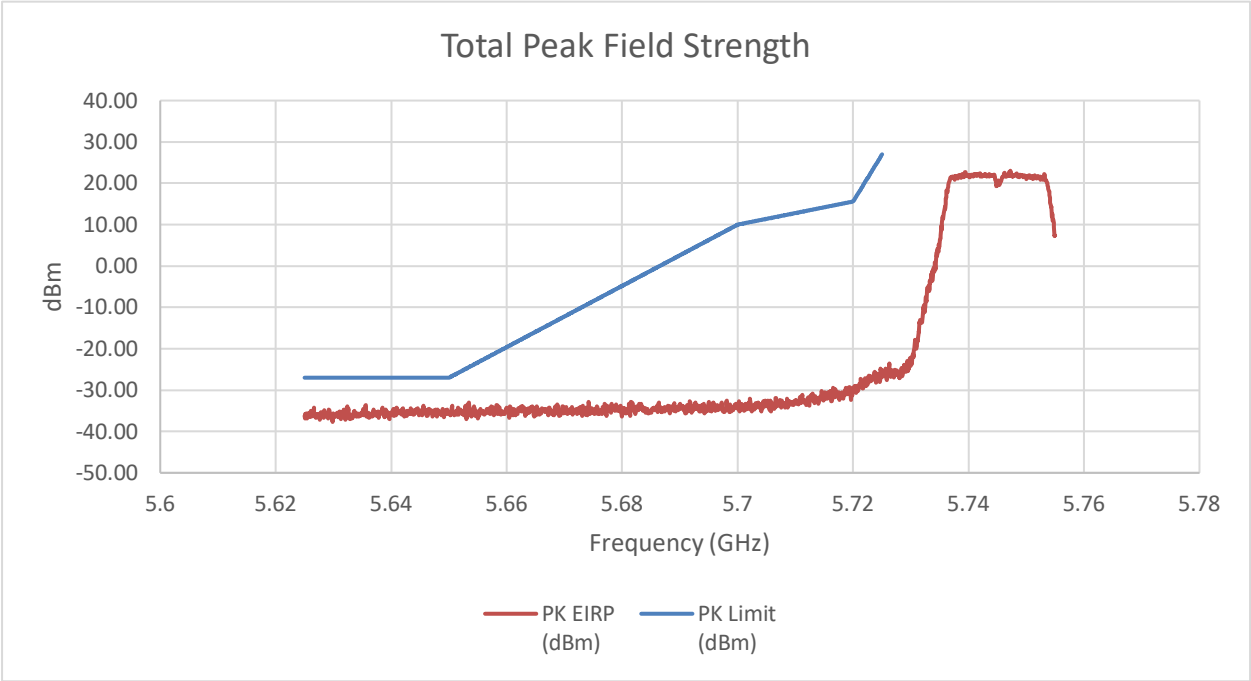

Summed Pk and Av Data at Restricted Band

Frequency (GHz)	PK Reading C1 (dBm)	PK Reading C2 (dBm)	PK EIRP (dBm)	PK EIRP Limit (dBm) (dBuV/m)	Margin (dB)
5.64	-46.81	-47.13	-33.65	-27.00	-6.65

An array gain of 10.31dBi was used in the calculation of the summed data.

UL LLC
12 Laboratory Drive, Research Triangle Park, NC 27709; USA TEL:(919)549-1400
This report shall not be reproduced except in full, without the written approval of UL LLC

2TX CHAIN 0 + CHAIN 1 MODE (Mid Gain) 5765 MHz

SUMMED BANDEDGE DATA (Pk)

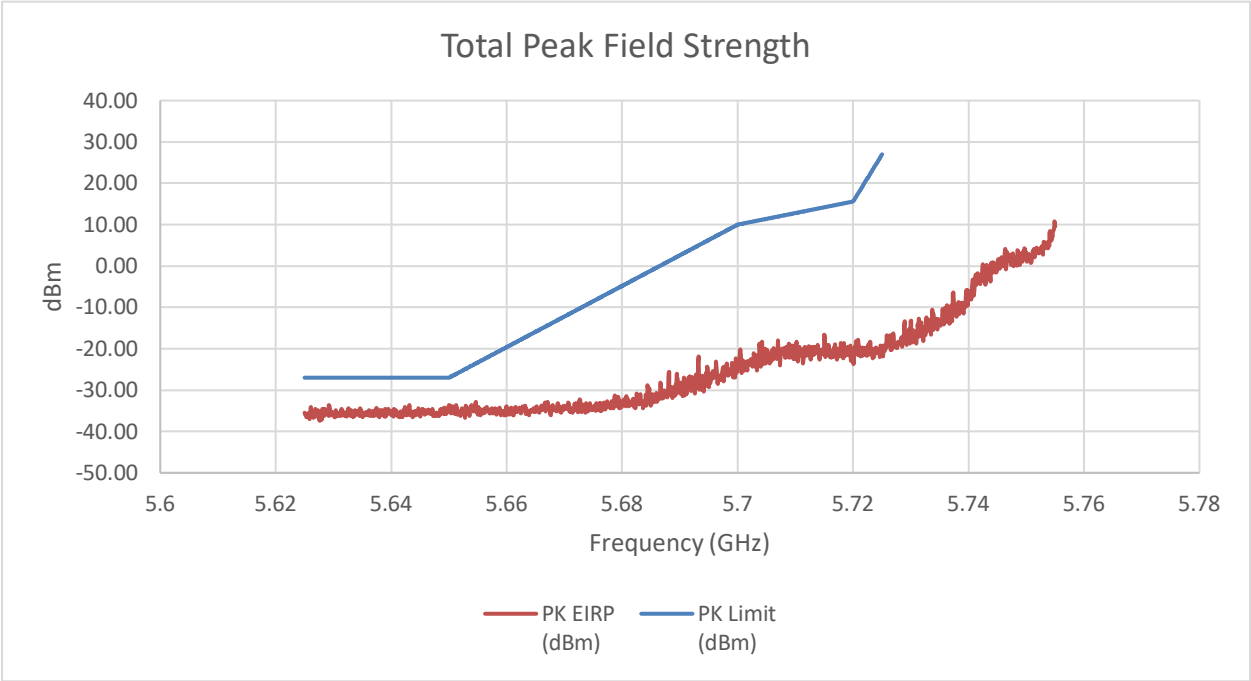

Summed Pk and Av Data at Restricted Band

Frequency (GHz)	PK Reading C1 (dBm)	PK Reading C2 (dBm)	PK EIRP (dBm)	PK EIRP Limit (dBm) (dBuV/m)	Margin (dB)
5.64	-47.22	-46.56	-33.56	-27.00	-6.56

An array gain of 10.31 dBi was used in the calculation of the summed data.

UL LLC
12 Laboratory Drive, Research Triangle Park, NC 27709; USA TEL:(919)549-1400
This report shall not be reproduced except in full, without the written approval of UL LLC

2TX CHAIN 0 + CHAIN 1 MODE (High Gain) (5745 MHz)

PK MEASUREMENT

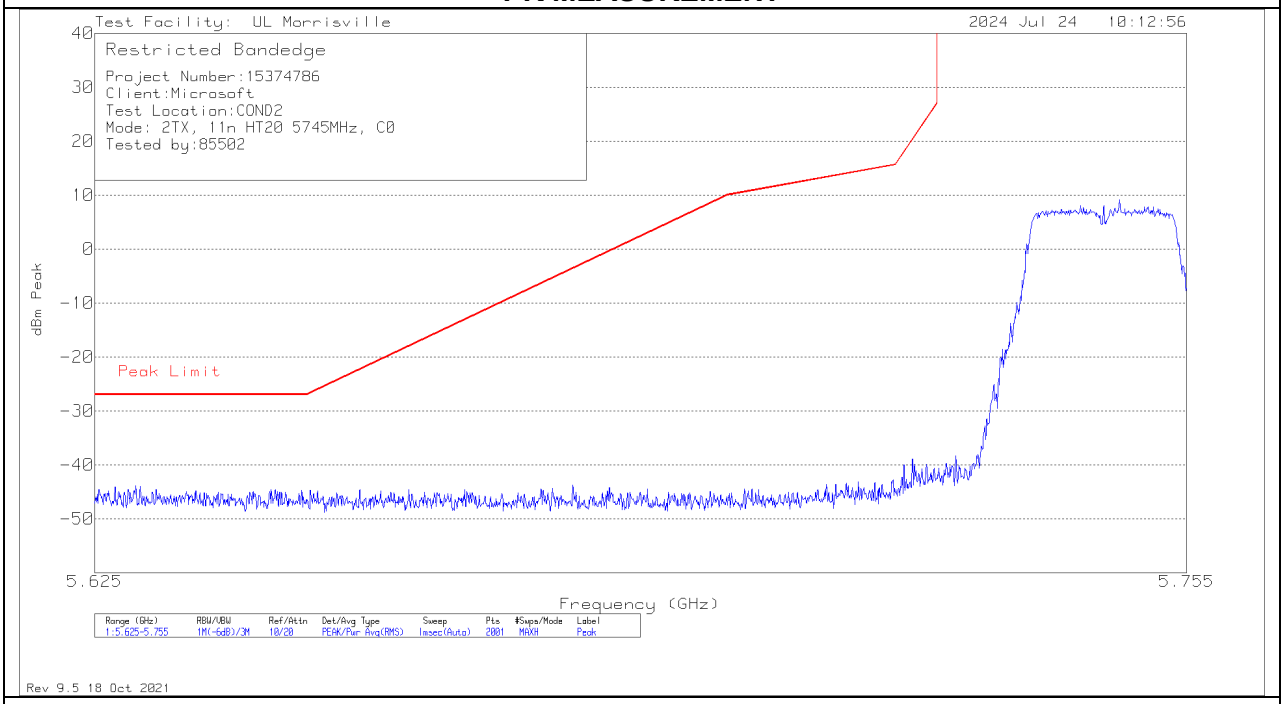

SUMMED BANDEDGE DATA (Pk)

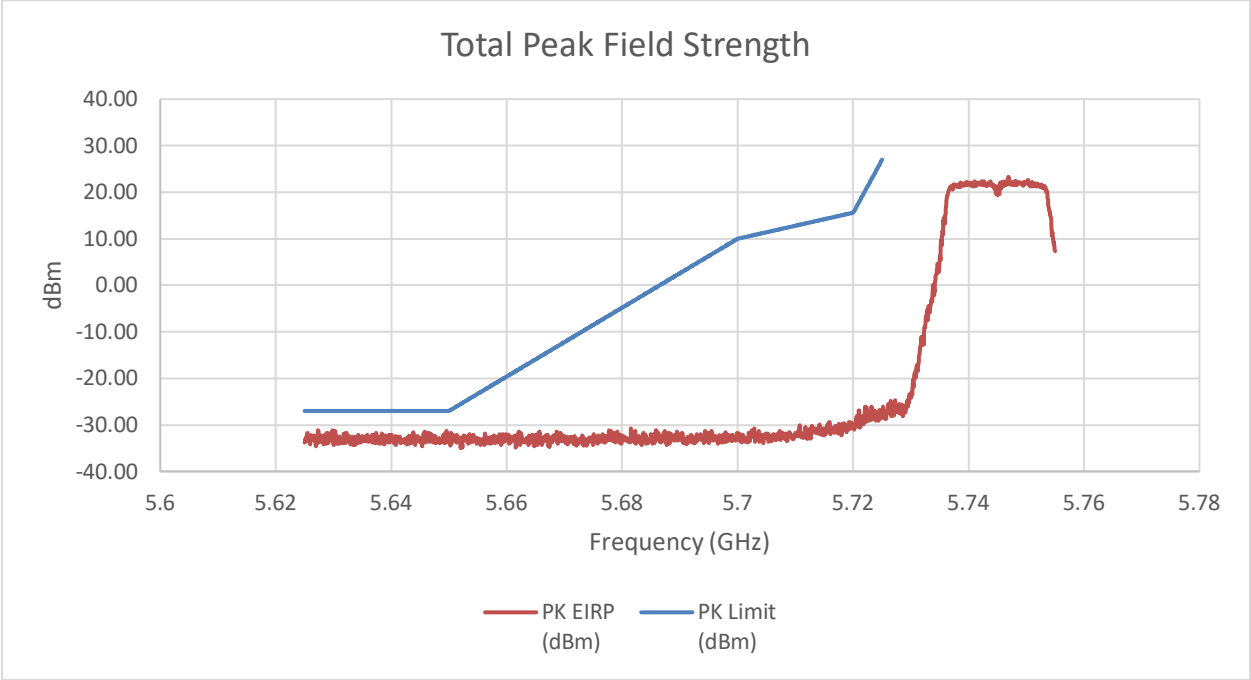

Summed Pk and Av Data at Restricted Band

Frequency (GHz)	PK Reading C1 (dBm)	PK Reading C2 (dBm)	PK EIRP (dBm)	PK EIRP Limit (dBm) (dBuV/m)	Margin (dB)
5.63	-44.12	-48.68	-31.15	-27.00	-4.15

An array gain of 11.67 dBi was used in the calculation of the summed data.

UL LLC
12 Laboratory Drive, Research Triangle Park, NC 27709; USA TEL:(919)549-1400
This report shall not be reproduced except in full, without the written approval of UL LLC

2TX CHAIN 0 + CHAIN 1 MODE (High Gain) (5765 MHz)

PK MEASUREMENT

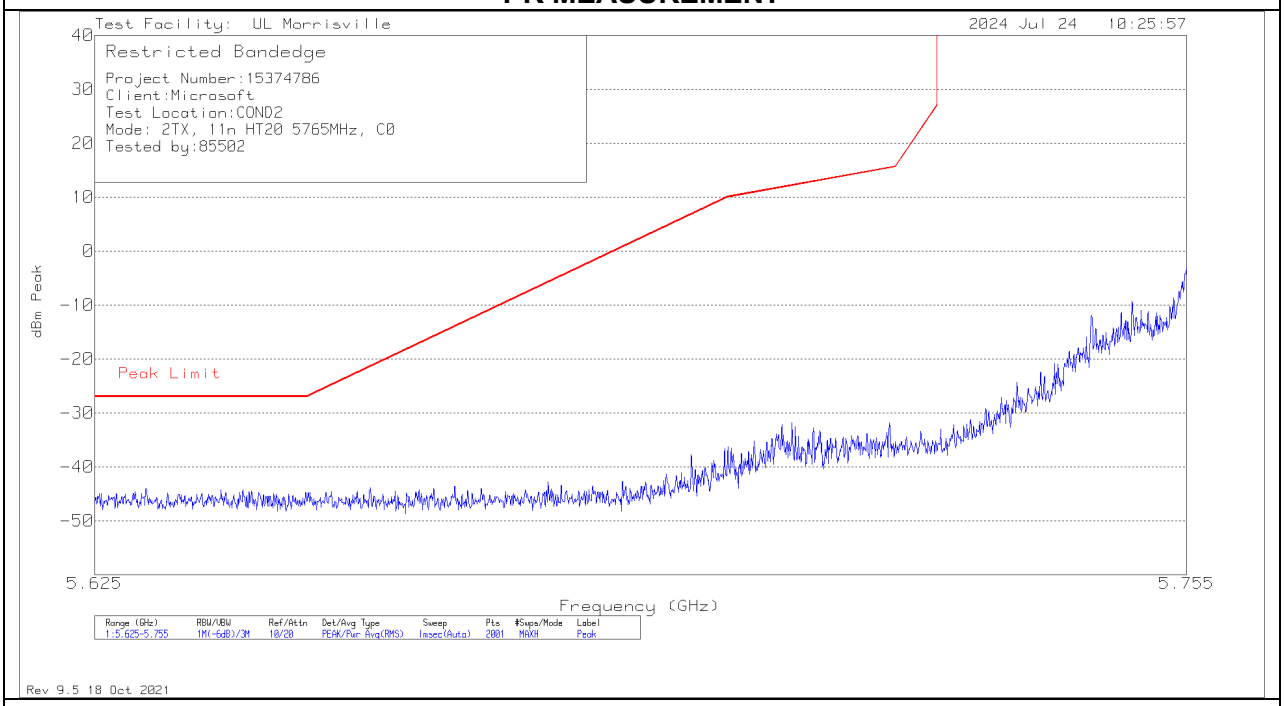

SUMMED BANDEDGE DATA (Pk)

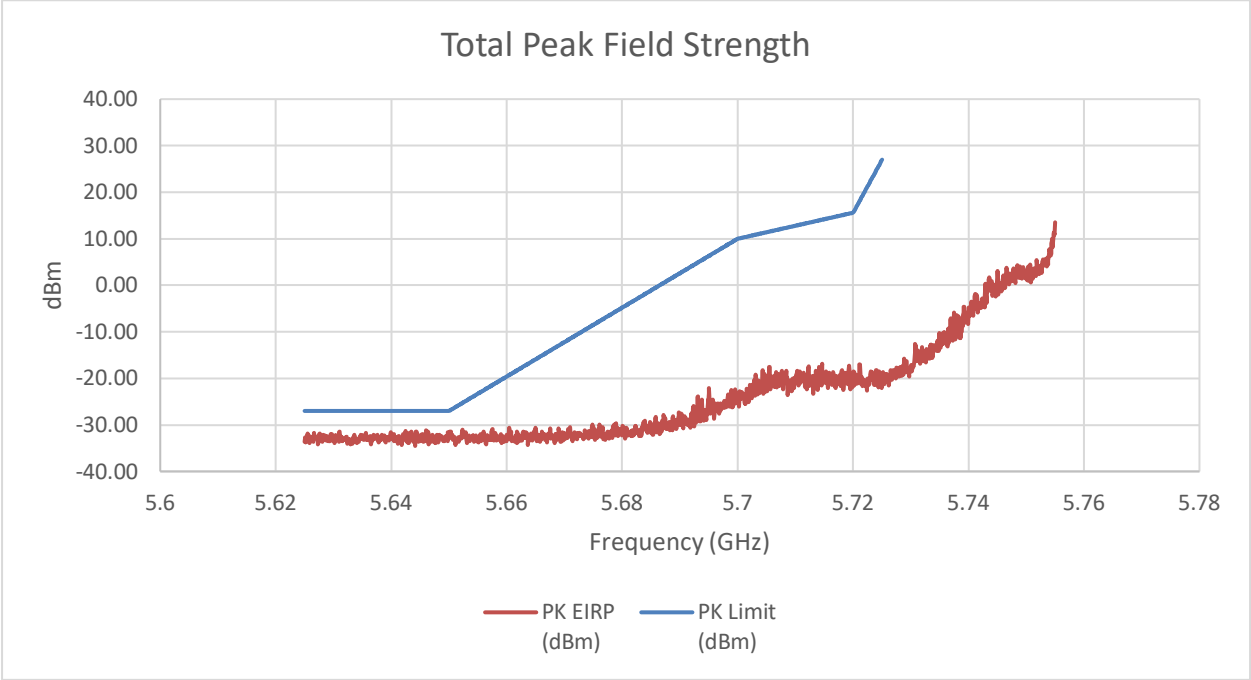

Summed Pk and Av Data at Restricted Band

Frequency (GHz)	PK Reading C1 (dBm)	PK Reading C2 (dBm)	PK EIRP (dBm)	PK EIRP Limit (dBm) (dBuV/m)	Margin (dB)
5.65	-44.92	-46.95	-31.14	-27.00	-4.14

An array gain of 11.67 dBi was used in the calculation of the summed data.

UL LLC
12 Laboratory Drive, Research Triangle Park, NC 27709; USA TEL:(919)549-1400
This report shall not be reproduced except in full, without the written approval of UL LLC

10.1.28. TX ABOVE 1 GHz 802.11n HT40 MODE IN THE 5.8 GHz BAND

2TX CHAIN 0 + CHAIN 1 MODE (Low Gain) 5755 MHz

SUMMED BANDEDGE DATA (Pk)

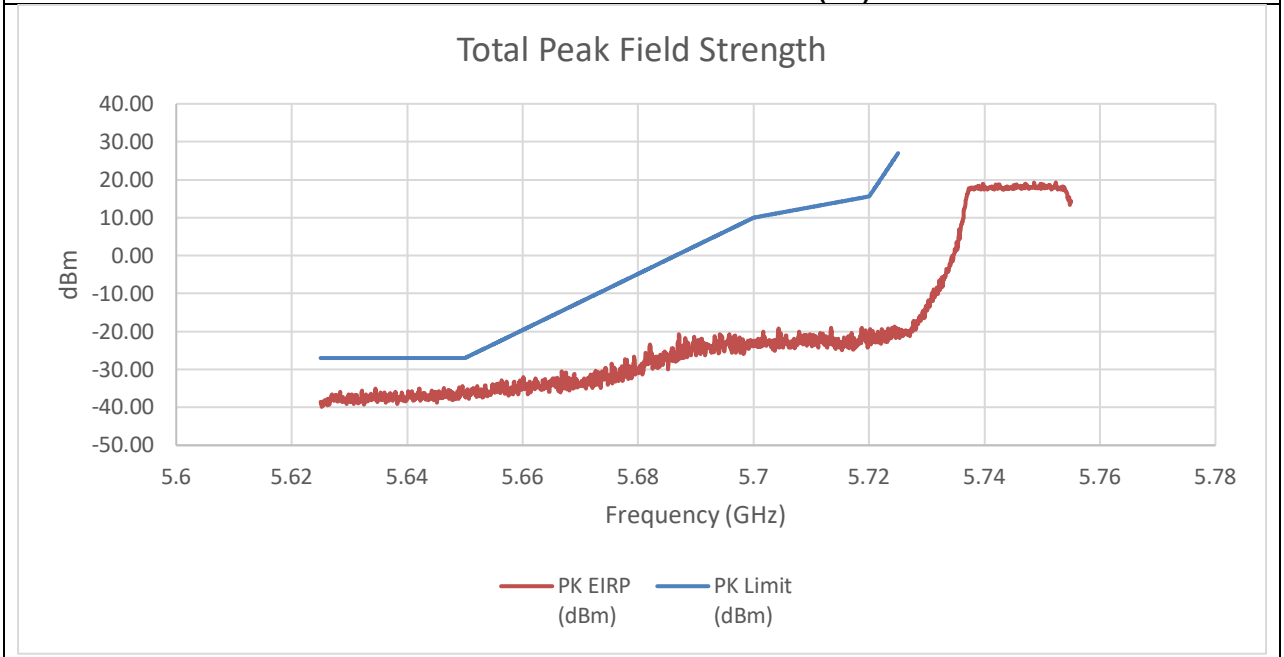

Summed Pk and Av Data at Restricted Band

Frequency (GHz)	PK Reading C1 (dBm)	PK Reading C2 (dBm)	PK EIRP (dBm)	PK Limit (dBm)	Margin (dB)
5.65	-46.86	-44.68	-34.41	-27.00	-7.41

An array gain of 8.21 dBi was used in the calculation of the summed data.

UL LLC
12 Laboratory Drive, Research Triangle Park, NC 27709; USA TEL:(919)549-1400
This report shall not be reproduced except in full, without the written approval of UL LLC

2TX CHAIN 0 + CHAIN 1 MODE (Mid Gain) 5755 MHz

SUMMED BANDEDGE DATA (Pk)

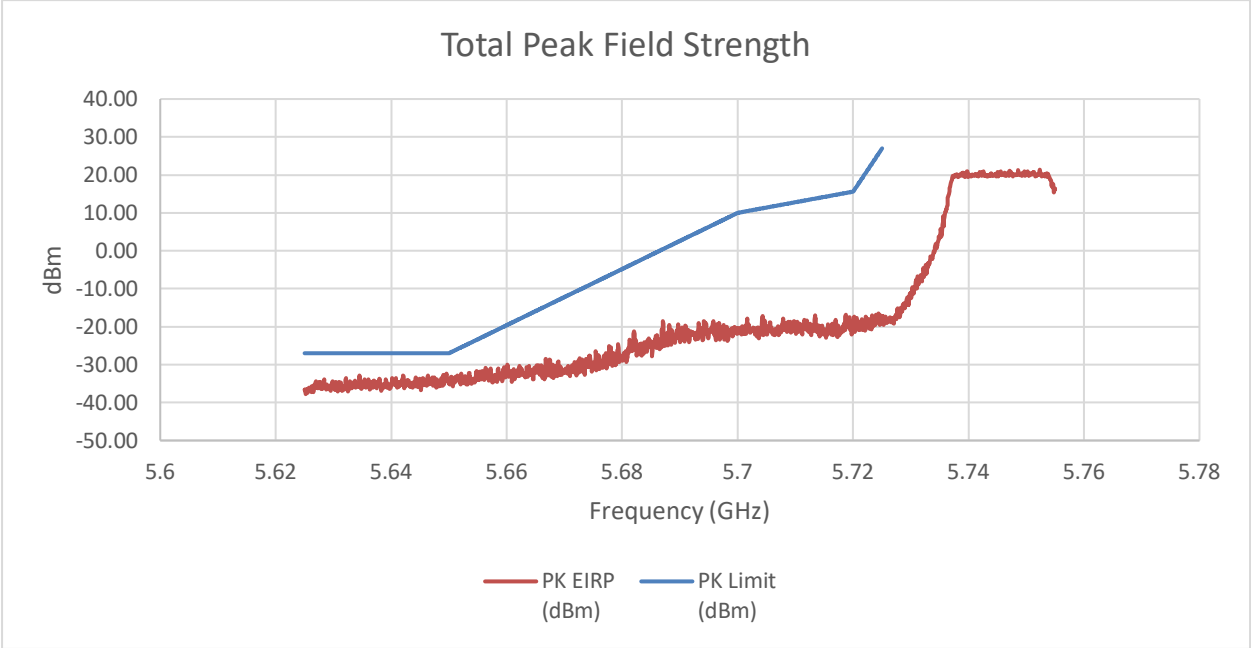

Summed Pk and Av Data at Restricted Band

Frequency (GHz)	PK Reading C1 (dBm)	PK Reading C2 (dBm)	PK EIRP (dBm)	PK Limit (dBm)	Margin (dB)
5.65	-46.86	-44.68	-32.31	-27.00	-5.31

An array gain of 10.31 dBi was used in the calculation of the summed data.

UL LLC
12 Laboratory Drive, Research Triangle Park, NC 27709; USA TEL:(919)549-1400
This report shall not be reproduced except in full, without the written approval of UL LLC

2TX CHAIN 0 + CHAIN 1 MODE (High Gain) 5755 MHz

PK MEASUREMENT

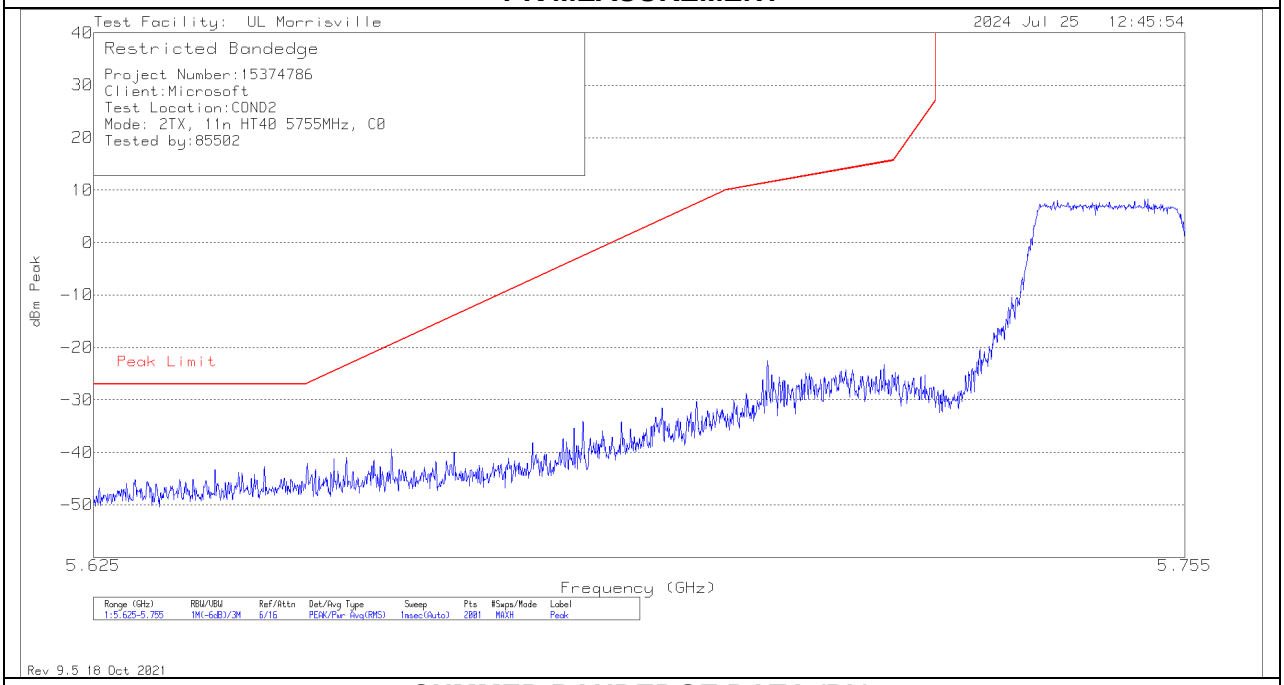

SUMMED BANDEDGE DATA (Pk)

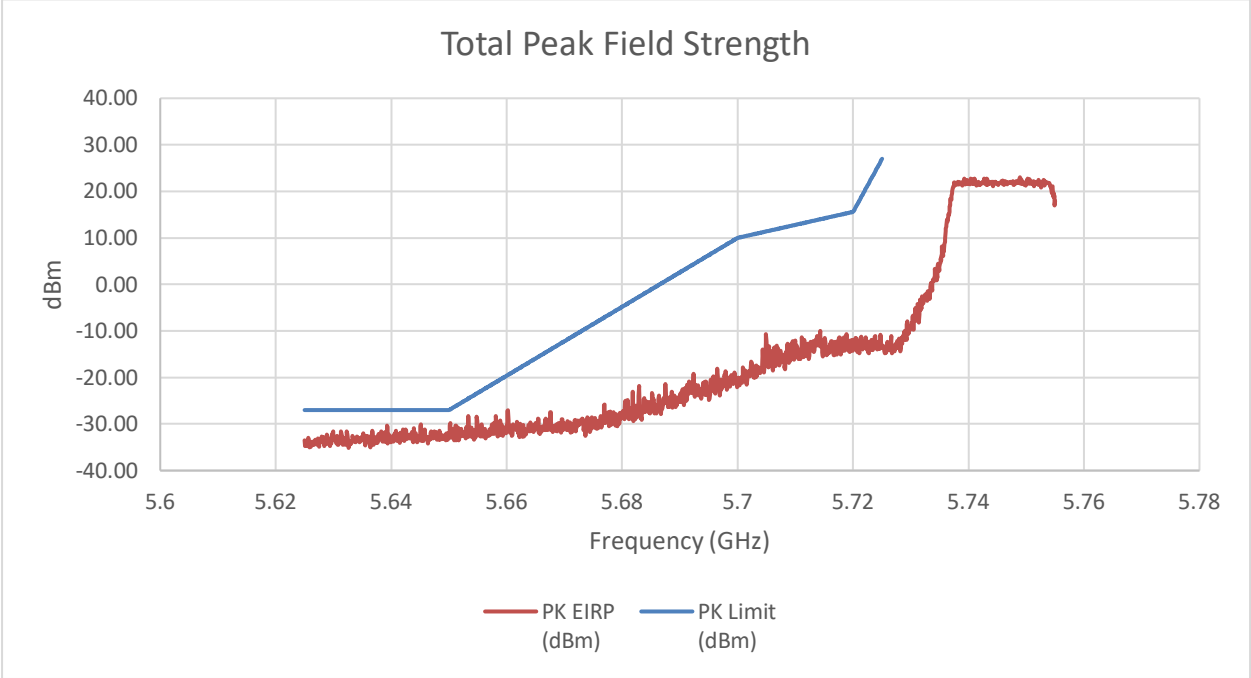

Summed Pk and Av Data at Restricted Band

Frequency (GHz)	PK Reading C1 (dBm)	PK Reading C2 (dBm)	PK EIRP (dBm)	PK EIRP Limit (dBm) (dBuV/m)	Margin (dB)
5.65	-42.14	-49.93	-29.80	-26.86	-2.95

An array gain of 11.67 dBi was used in the calculation of the summed data.

UL LLC
12 Laboratory Drive, Research Triangle Park, NC 27709; USA TEL:(919)549-1400
This report shall not be reproduced except in full, without the written approval of UL LLC

UL LLC
12 Laboratory Drive, Research Triangle Park, NC 27709; USA TEL:(919)549-1400
This report shall not be reproduced except in full, without the written approval of UL LLC

10.1.29. TX ABOVE 1 GHz 802.11ac VHT80 MODE IN THE 5.8 GHz BAND

2TX CHAIN 0 + CHAIN 1 MODE (Low Gain) 5775 MHz

SUMMED BANDEDGE DATA (Pk)

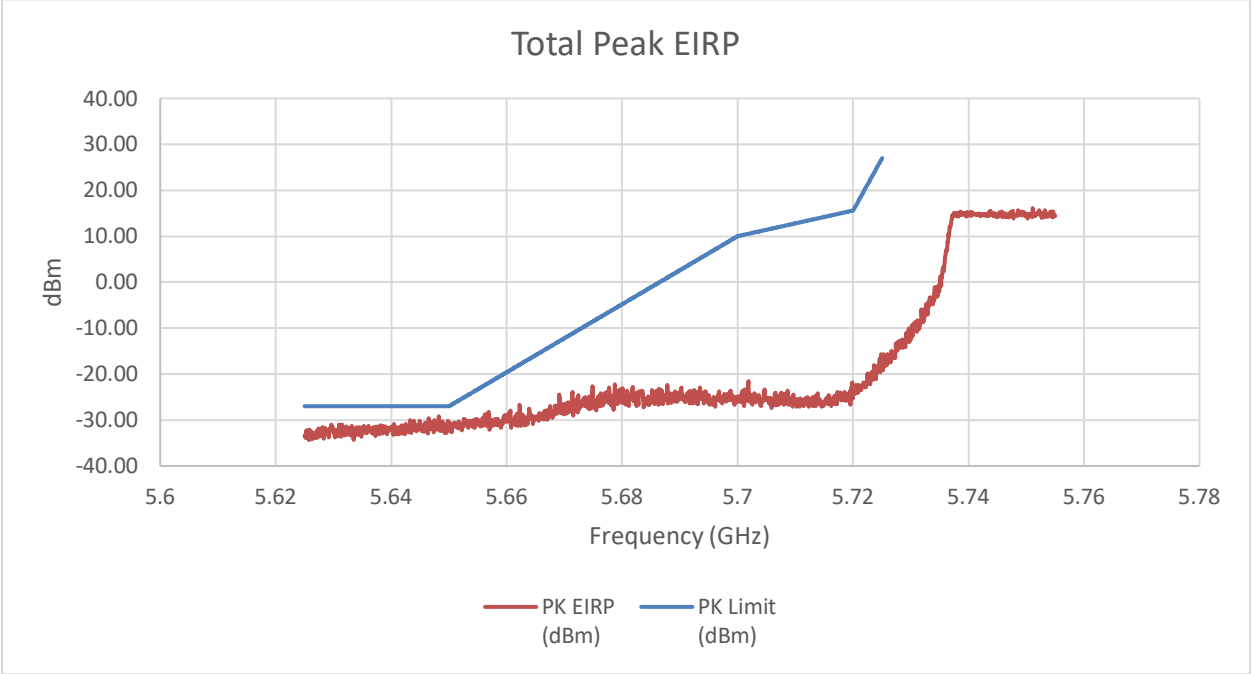

Summed Pk and Av Data at Restricted Band

Frequency (GHz)	PK Reading C1 (dBm)	PK Reading C2 (dBm)	PK EIRP (dBm)	PK Limit (dBm)	Margin (dB)
5.65	-39.44	-41.64	-29.18	-27.00	-2.18

An array gain of 8.21 dBi was used in the calculation of the summed data.

UL LLC
12 Laboratory Drive, Research Triangle Park, NC 27709; USA TEL:(919)549-1400
This report shall not be reproduced except in full, without the written approval of UL LLC

2TX CHAIN 0 + CHAIN 1 MODE (Mid Gain) 5775 MHz

SUMMED BANDEDGE DATA (Pk)

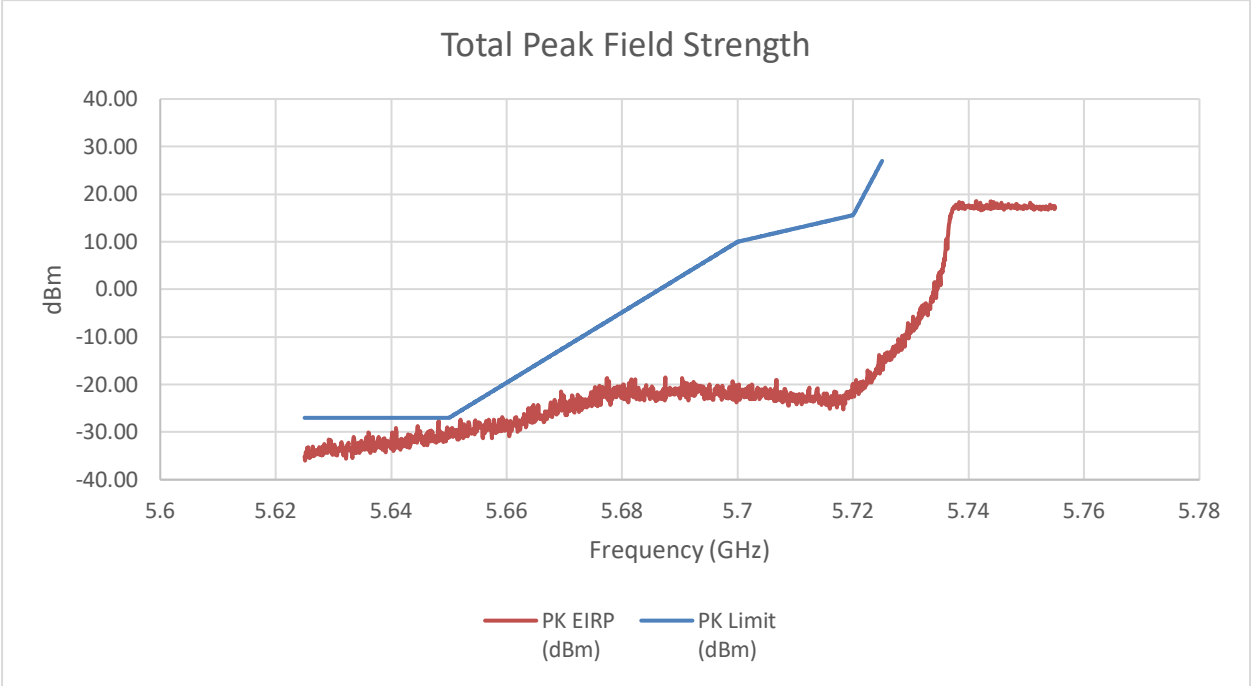

Summed Pk and Av Data at Restricted Band

Frequency (GHz)	PK Reading C1 (dBm)	PK Reading C2 (dBm)	PK EIRP (dBm)	PK Limit (dBm)	Margin (dB)
5.65	-45.83	-38.72	-27.64	-27.00	-0.64

An array gain of 10.31 dBi was used in the calculation of the summed data.

UL LLC
12 Laboratory Drive, Research Triangle Park, NC 27709; USA TEL:(919)549-1400
This report shall not be reproduced except in full, without the written approval of UL LLC

2TX CHAIN 0 + CHAIN 1 MODE (High Gain) 5775 MHz

PK MEASUREMENT

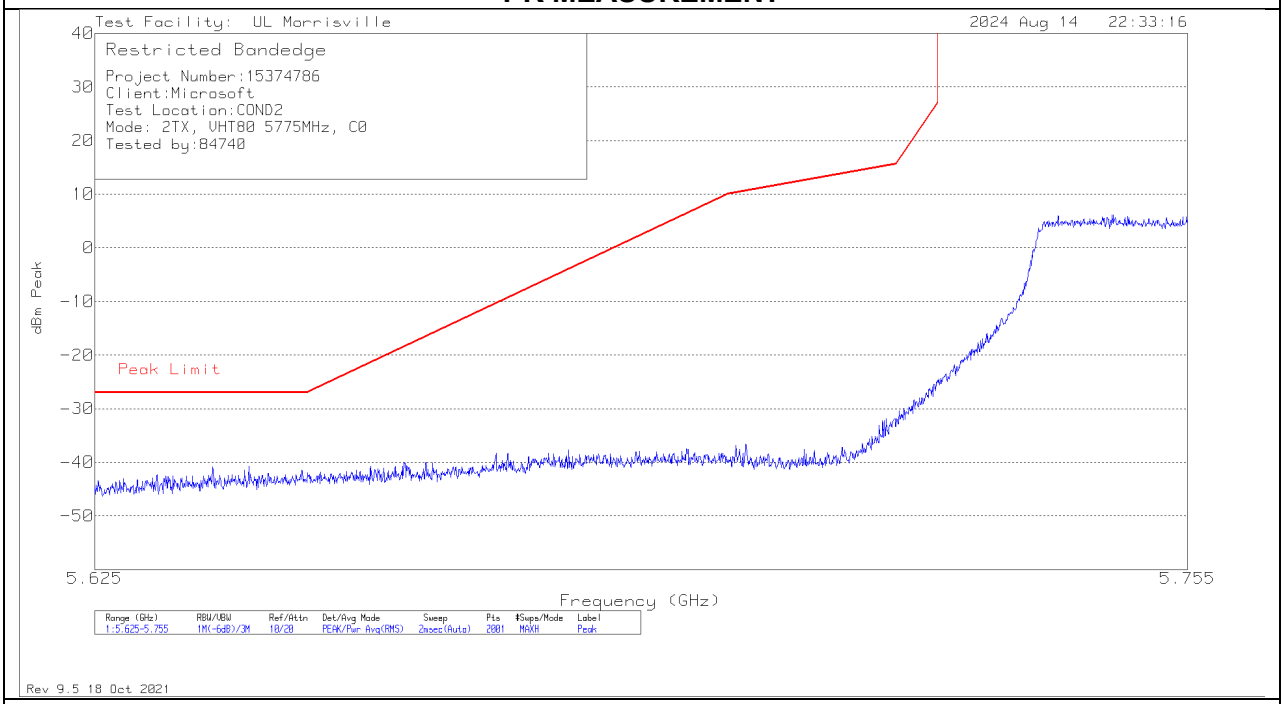

SUMMED BANDEDGE DATA (Pk)

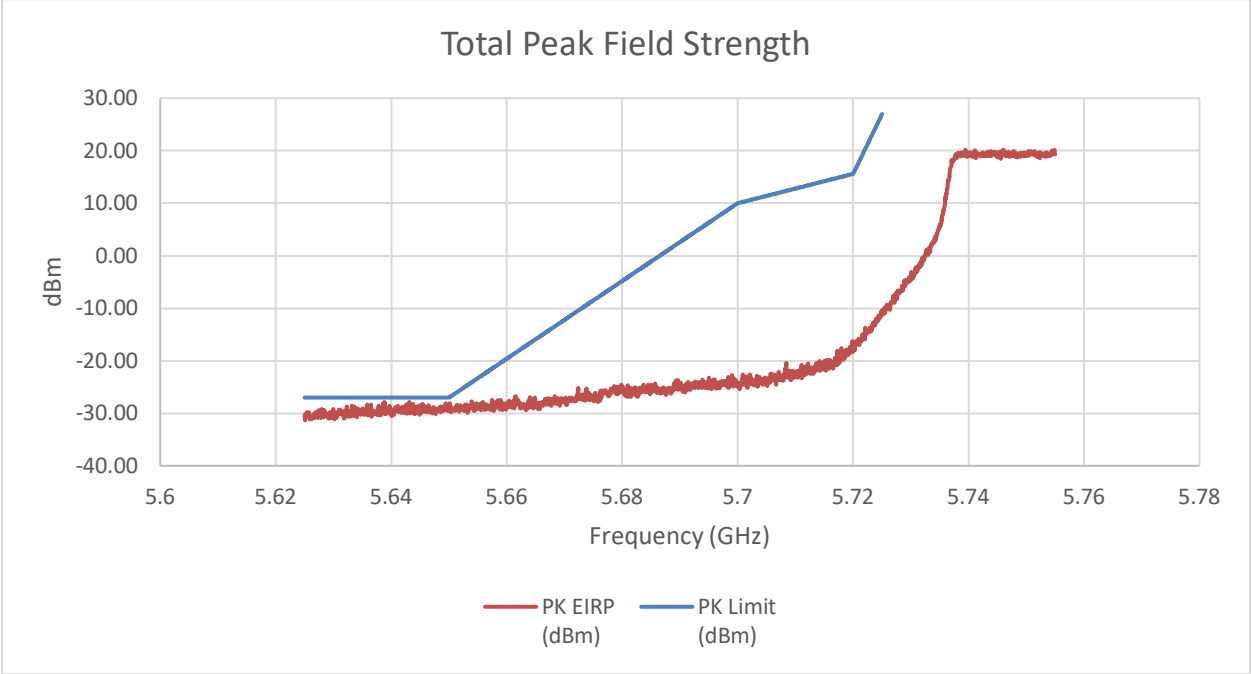

Summed Pk and Av Data at Restricted Band

Frequency (GHz)	PK Reading C1 (dBm)	PK Reading C2 (dBm)	PK EIRP (dBm)	PK Limit (dBm)	Margin (dB)
5.65	-43.82	-44.79	-28.08	-27.00	-2.60

An array gain of 11.67 dBi was used in the calculation of the summed data.

UL LLC
12 Laboratory Drive, Research Triangle Park, NC 27709; USA TEL:(919)549-1400
This report shall not be reproduced except in full, without the written approval of UL LLC

10.1.30. TX ABOVE 1 GHz 802.11BE EHT20 MODE IN THE 5.8 GHz BAND

TX ABOVE 1 GHz 802.11be EHT20 26T MODE IN THE 5.8 GHz BAND

2TX CHAIN 0 + CHAIN 1 MODE (Low Gain) 5745 MHz

SUMMED BANDEDGE DATA (Pk)

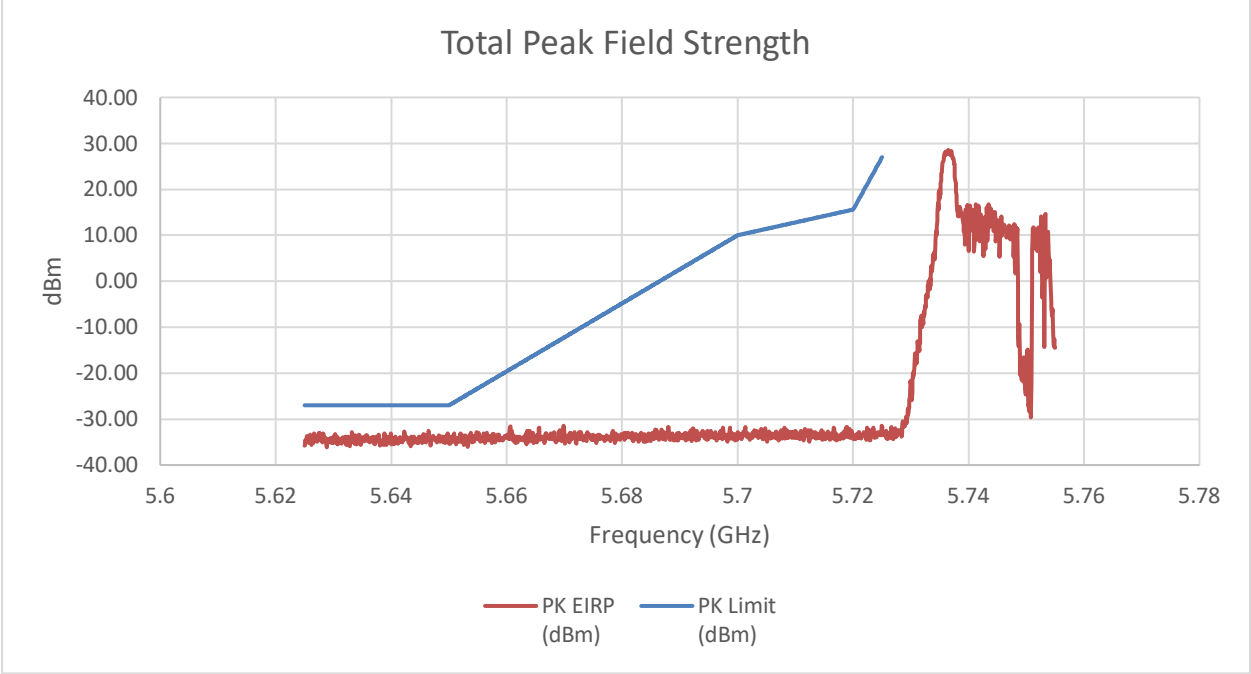

Summed Pk Data at Restricted Band

Frequency (GHz)	PK Reading C1 (dBm)	PK Reading C2 (dBm)	PK EIRP (dBm)	PK Limit (dBm)	Margin (dB)
5.65	-43.75	-43.91	-32.61	-27.00	-5.61

An array gain of 8.21 dBi was used in the calculation of the summed data.

UL LLC
12 Laboratory Drive, Research Triangle Park, NC 27709; USA TEL:(919)549-1400
This report shall not be reproduced except in full, without the written approval of UL LLC

2TX CHAIN 0 + CHAIN 1 MODE (Low Gain) 5765 MHz

SUMMED BANDEDGE DATA (Pk)

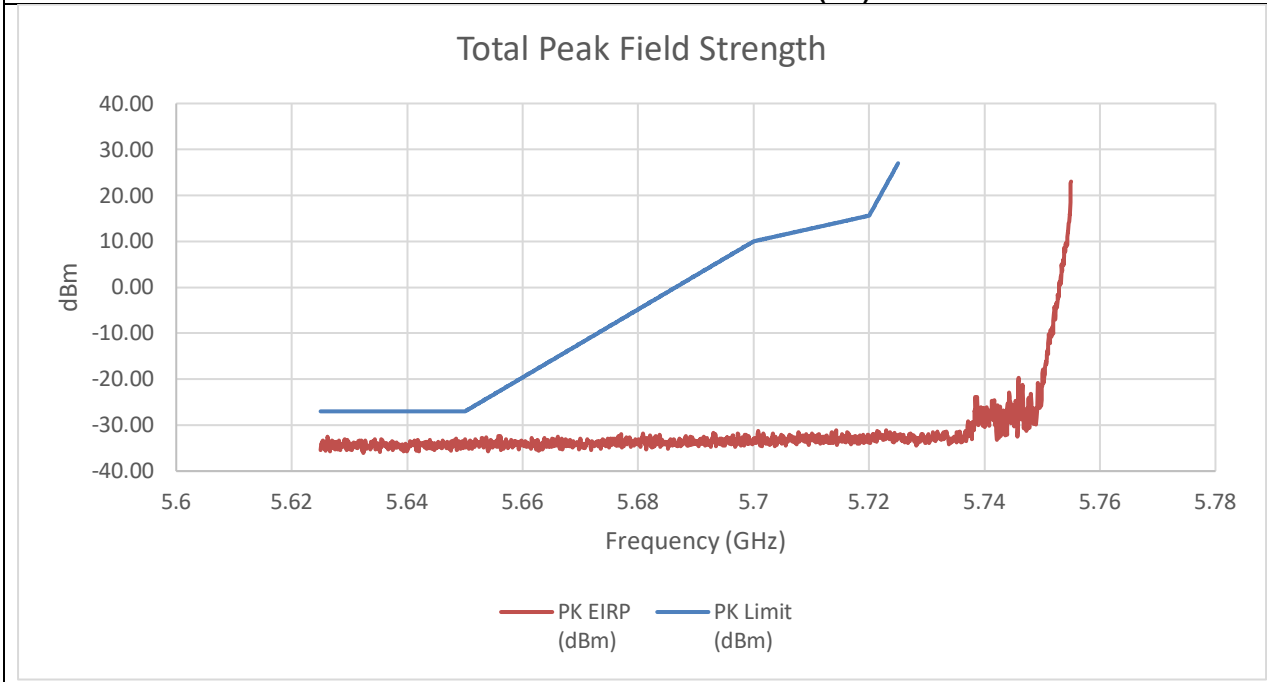

Summed Pk Data at Restricted Band

Frequency (GHz)	PK Reading C1 (dBm)	PK Reading C2 (dBm)	PK EIRP (dBm)	PK Limit (dBm)	Margin (dB)
5.63	-43.69	-43.78	-32.51	-27.00	-5.51

An array gain of 8.21 dBi was used in the calculation of the summed data.

UL LLC
12 Laboratory Drive, Research Triangle Park, NC 27709; USA TEL:(919)549-1400
This report shall not be reproduced except in full, without the written approval of UL LLC

2TX CHAIN 0 + CHAIN 1 MODE (Mid Gain) 5745 MHz

SUMMED BANDEDGE DATA (Pk)

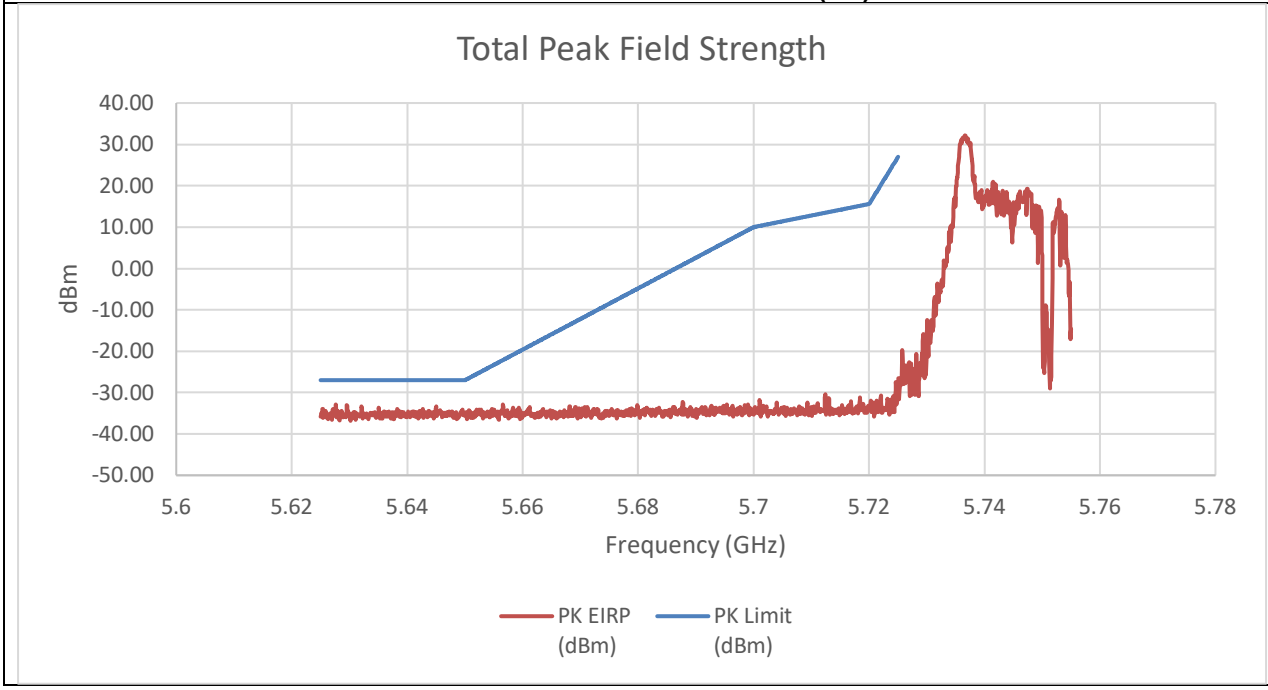

Summed Pk Data at Restricted Band

Frequency (GHz)	PK Reading C1 (dBm)	PK Reading C2 (dBm)	PK EIRP (dBm)	PK Limit (dBm)	Margin (dB)
5.63	-45.79	-46.72	-32.91	-27.00	-5.91

An array gain of 10.31 dBi was used in the calculation of the summed data.

UL LLC
12 Laboratory Drive, Research Triangle Park, NC 27709; USA TEL:(919)549-1400
This report shall not be reproduced except in full, without the written approval of UL LLC

2TX CHAIN 0 + CHAIN 1 MODE (Mid Gain) 5765 MHz

SUMMED BANDEDGE DATA (Pk)

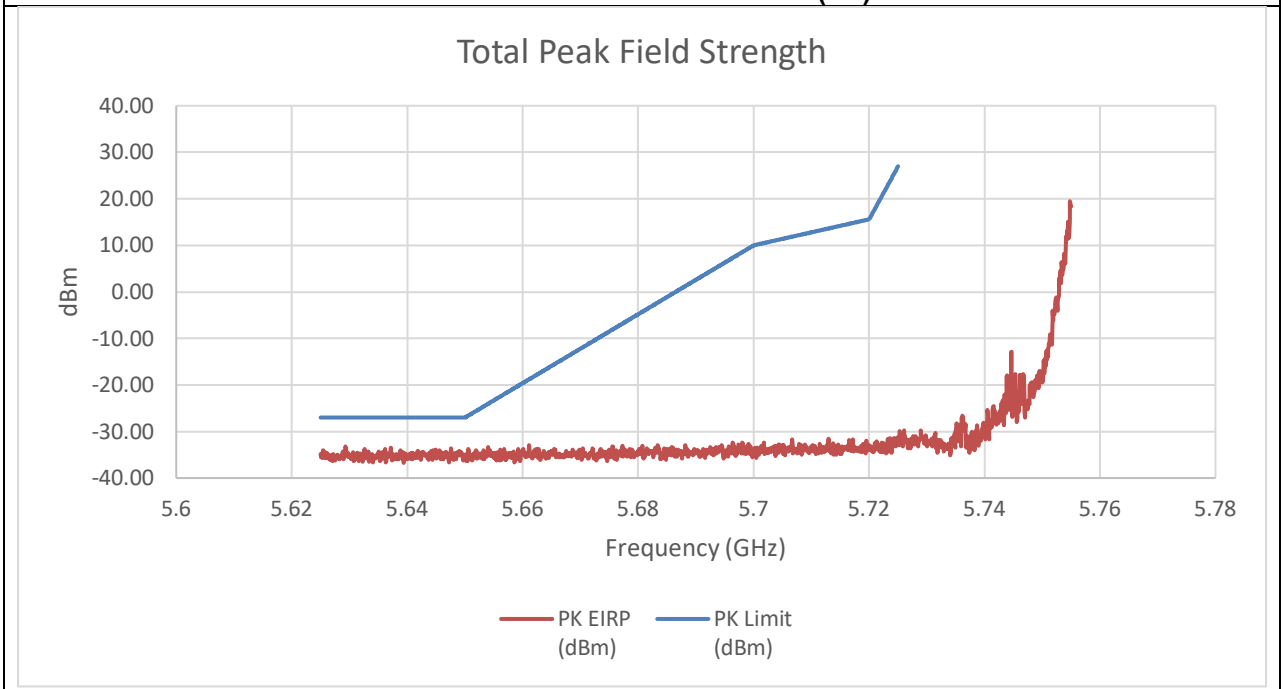

Summed Pk Data at Restricted Band

Frequency (GHz)	PK Reading C1 (dBm)	PK Reading C2 (dBm)	PK EIRP (dBm)	PK Limit (dBm)	Margin (dB)
5.63	-46.84	-46.24	-33.21	-27.00	-6.21

An array gain of 10.31 dBi was used in the calculation of the summed data.

UL LLC
12 Laboratory Drive, Research Triangle Park, NC 27709; USA TEL:(919)549-1400
This report shall not be reproduced except in full, without the written approval of UL LLC

2TX CHAIN 0 + CHAIN 1 MODE (High Gain) 5745 MHz

PK MEASUREMENT

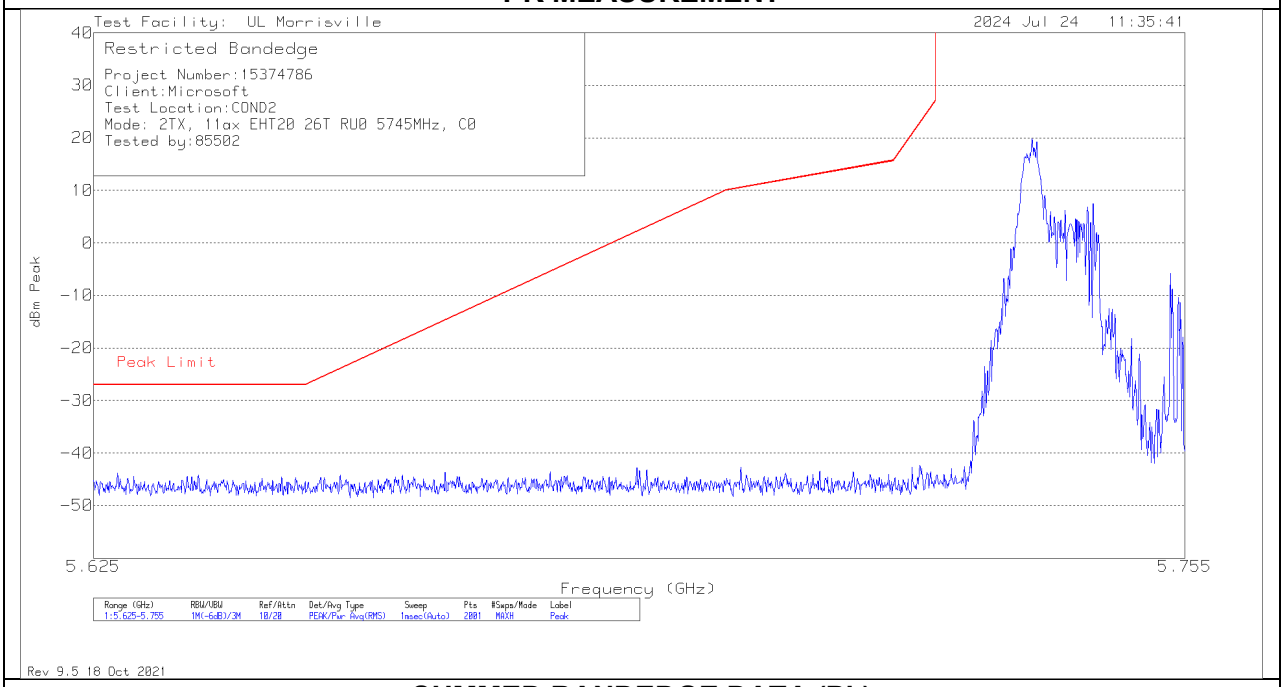

SUMMED BANDEDGE DATA (Pk)

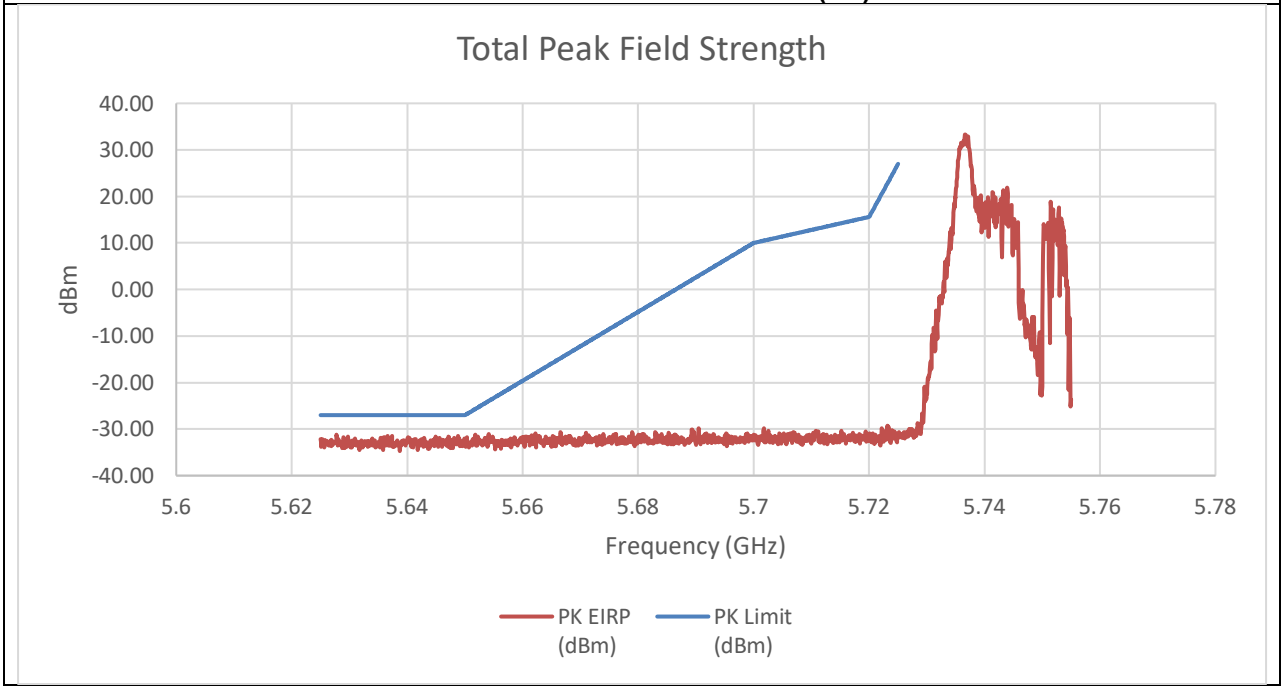

Summed Pk Data at Restricted Band

Frequency (GHz)	PK Reading C1 (dBm)	PK Reading C2 (dBm)	PK EIRP (dBm)	PK EIRP Limit (dBm) (dBuV/m)	Margin (dB)
5.63	-43.87	-49.76	-31.20	-27.00	-4.20

An array gain of 11.67 dBi was used in the calculation of the summed data.

UL LLC
12 Laboratory Drive, Research Triangle Park, NC 27709; USA TEL:(919)549-1400
This report shall not be reproduced except in full, without the written approval of UL LLC

2TX CHAIN 0 + CHAIN 1 MODE (High Gain) 5765 MHz

PK MEASUREMENT

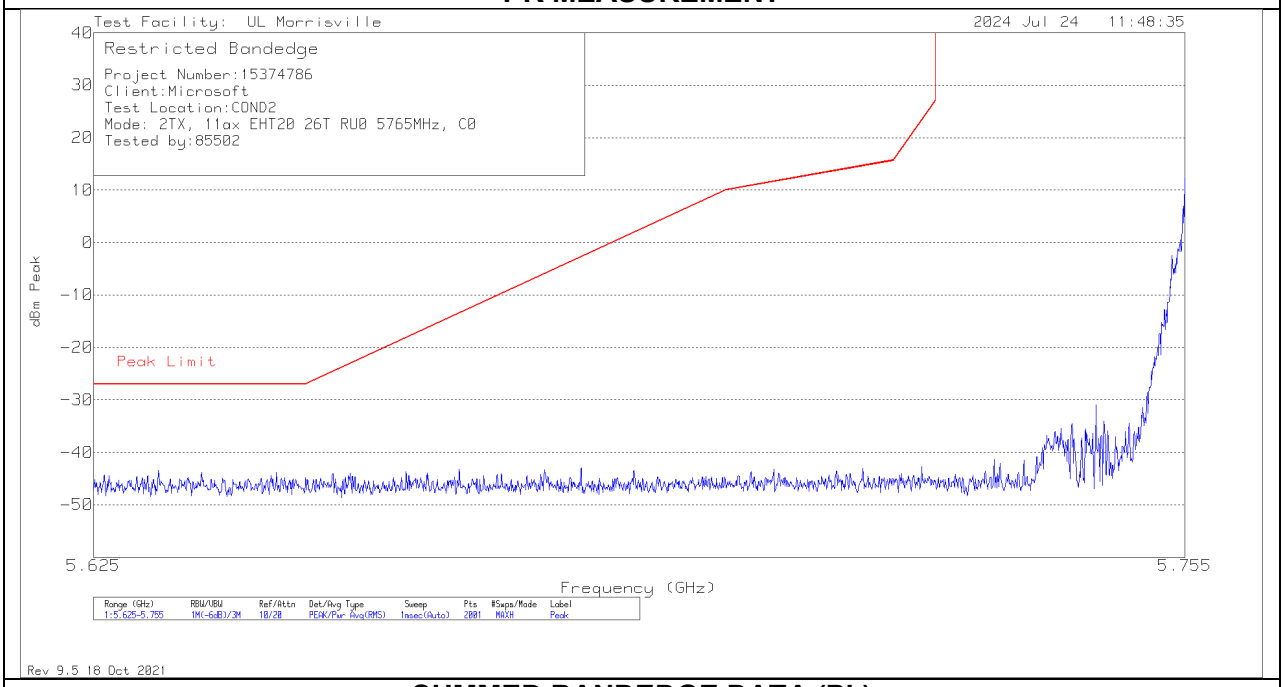

SUMMED BANDEDGE DATA (Pk)

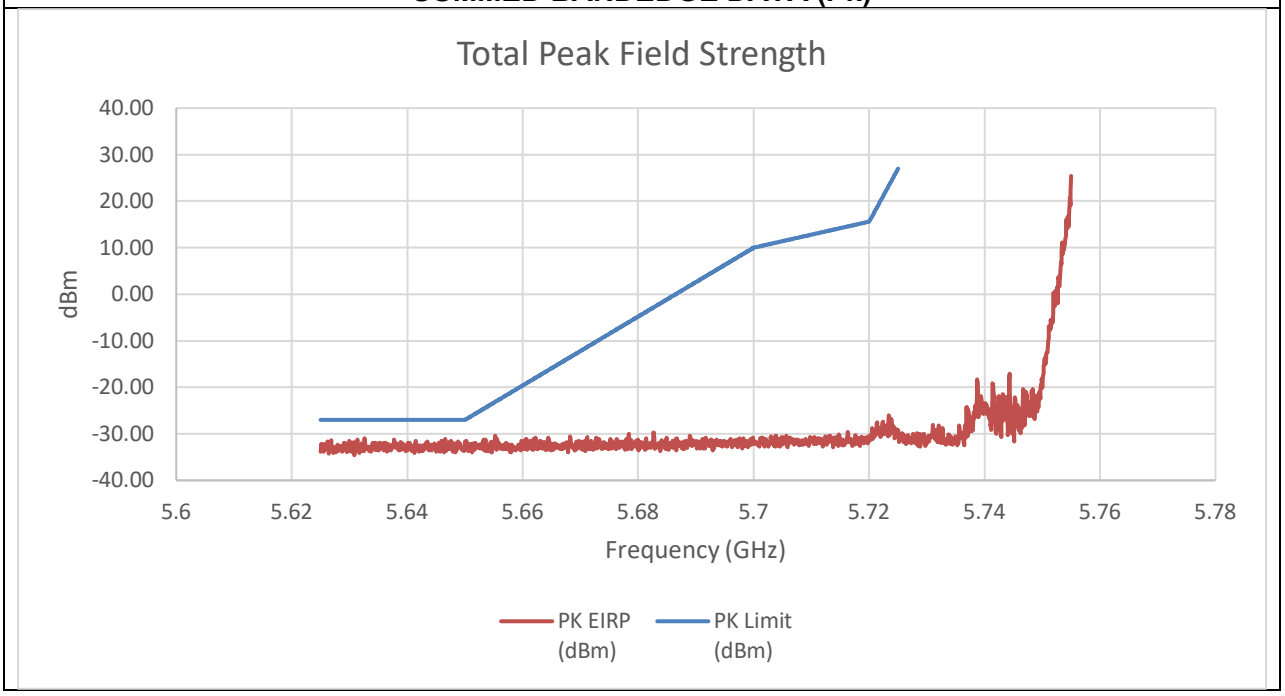

Summed Pk Data at Restricted Band

Frequency (GHz)	PK Reading C1 (dBm)	PK Reading C2 (dBm)	PK EIRP (dBm)	PK EIRP Limit (dBm) (dBuV/m)	Margin (dB)
5.63	-43.47	-50.10	-30.95	-27.00	-3.95

UL LLC
12 Laboratory Drive, Research Triangle Park, NC 27709; USA TEL:(919)549-1400
This report shall not be reproduced except in full, without the written approval of UL LLC

An array gain of 11.67 dBi was used in the calculation of the summed data.

UL LLC
12 Laboratory Drive, Research Triangle Park, NC 27709; USA TEL:(919)549-1400
This report shall not be reproduced except in full, without the written approval of UL LLC

HARMONICS AND SPURIOUS EMISSIONS

LOW CHANNEL RESULTS

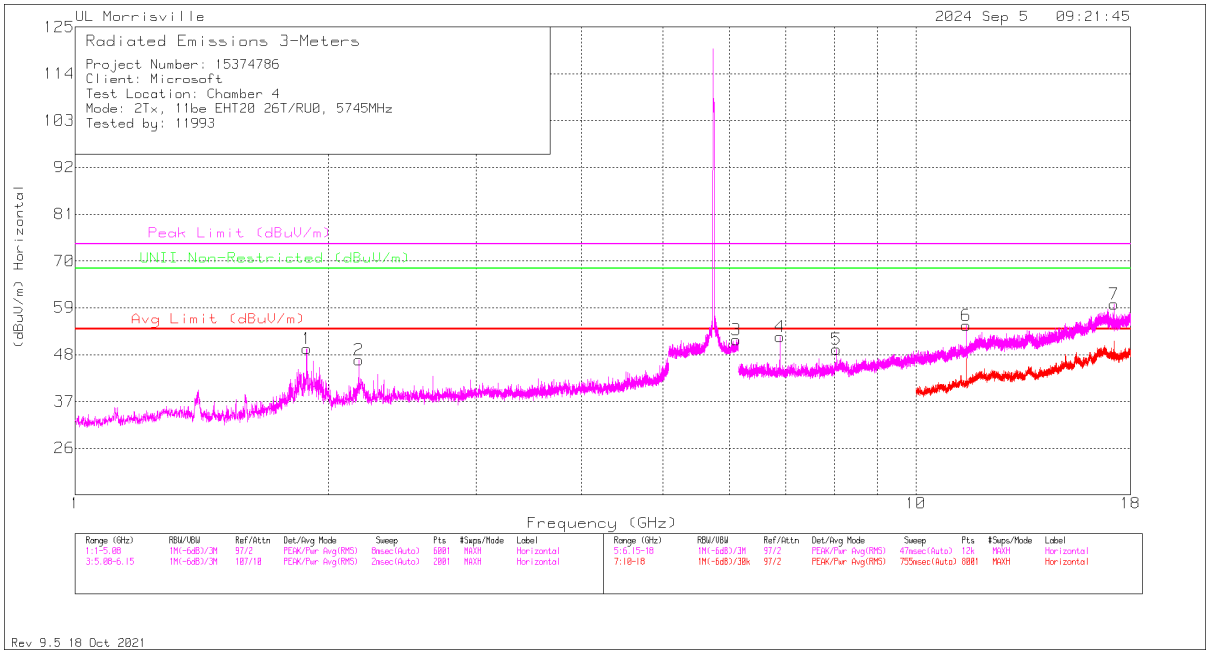

HORIZONTAL

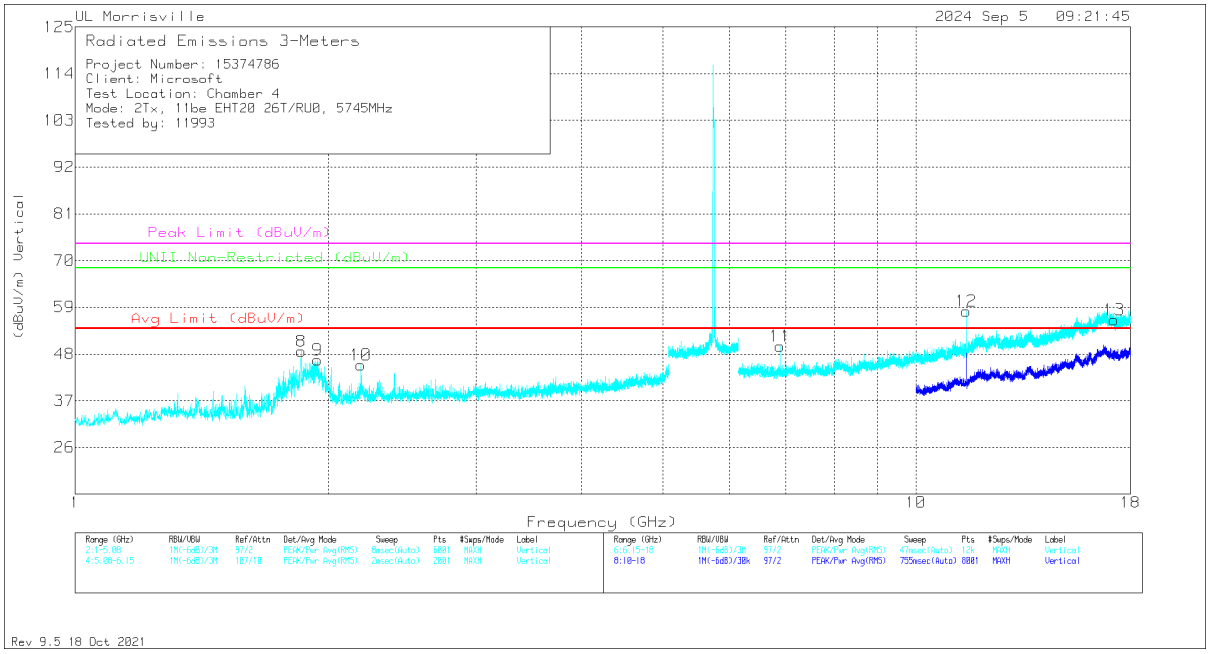

VERTICAL

UL LLC
12 Laboratory Drive, Research Triangle Park, NC 27709; USA TEL:(919)549-1400

This report shall not be reproduced except in full, without the written approval of UL LLC

RADIATED EMISSIONS

Marker	Frequency (GHz)	Meter Reading (dBuV)	Det	89509 ACF (dB/m)	Gain/Loss (dB)	Corrected Reading (dBuV/m)	Avg Limit (dBuV/m)	Margin (dB)	Peak Limit (dBuV/m)	PK Margin (dB)	UNII Non-Restricted (dBuV/m)	PK Margin (dB)	Azimuth (Degs)	Height (cm)	Polarity
1	** 1.88588	58	PK-U	30.7	-35.5	53.2	-	-	74	-20.8	68.2	-15	9	322	H
	** 1.89854	35.04	ADV	30.8	-35.7	30.14	54	-23.86	-	-	-	-	9	322	H
8	** 1.85547	57.12	PK-U	30.6	-35.7	52.02	-	-	74	-21.98	68.2	-16.18	46	134	V
	** 1.85277	34.67	ADV	30.5	-35.7	29.47	54	-24.53	-	-	-	-	46	134	V
9	** 1.94248	51.35	Pk	30.8	-35.6	46.55	54	-7.45	74	-27.45	68.2	-21.65	0-360	200	V
5	* ** 8.05088	45.7	PK-U	35.8	-27	54.5	-	-	74	-19.5	-	-	245	177	H
	* ** 8.05156	35.11	ADV	35.8	-27	43.91	54	-10.09	-	-	-	-	245	177	H
6	* ** 11.47362	43.52	PK-U	38.1	-21.8	59.82	-	-	74	-14.18	-	-	262	106	H
	* ** 11.47282	29.25	ADV	38.1	-21.8	45.55	54	-8.45	-	-	-	-	262	106	H
12	* ** 11.47394	46.7	PK-U	38.1	-21.8	63	-	-	74	-11	-	-	172	210	V
	* ** 11.47278	32.39	ADV	38.1	-21.8	48.69	54	-5.31	-	-	-	-	172	210	V
2	2.1764	50.83	Pk	31.6	-35.7	46.73	-	-	-	-	68.2	-21.47	0-360	100	H
10	2.1866	49.38	Pk	31.6	-35.6	45.38	-	-	-	-	68.2	-22.82	0-360	200	V
3	6.10988	34.16	Pk	35.2	-17.9	51.46	-	-	-	-	68.2	-16.74	0-360	100	H
4	6.89359	44.35	Pk	35.5	-27.6	52.25	-	-	-	-	68.2	-15.95	0-360	100	H
11	6.89359	41.92	Pk	35.5	-27.6	49.82	-	-	-	-	68.2	-18.38	0-360	200	V
7	17.21099	36.05	Pk	41.3	-17.5	59.85	-	-	-	-	68.2	-8.35	0-360	100	H
13	17.2258	31.88	Pk	41.2	-17	56.08	-	-	-	-	68.2	-12.12	0-360	200	V

* - indicates frequency in CFR47 Pt 15 / IC RSS-Restricted Band
** - indicates frequency in Taiwan NCC LP0002 Restricted Band
Pk - Peak detector
PK-U - Maximum Peak
ADV - Linear Voltage Average

UL LLC
12 Laboratory Drive, Research Triangle Park, NC 27709; USA TEL:(919)549-1400
This report shall not be reproduced except in full, without the written approval of UL LLC

MID CHANNEL RESULTS

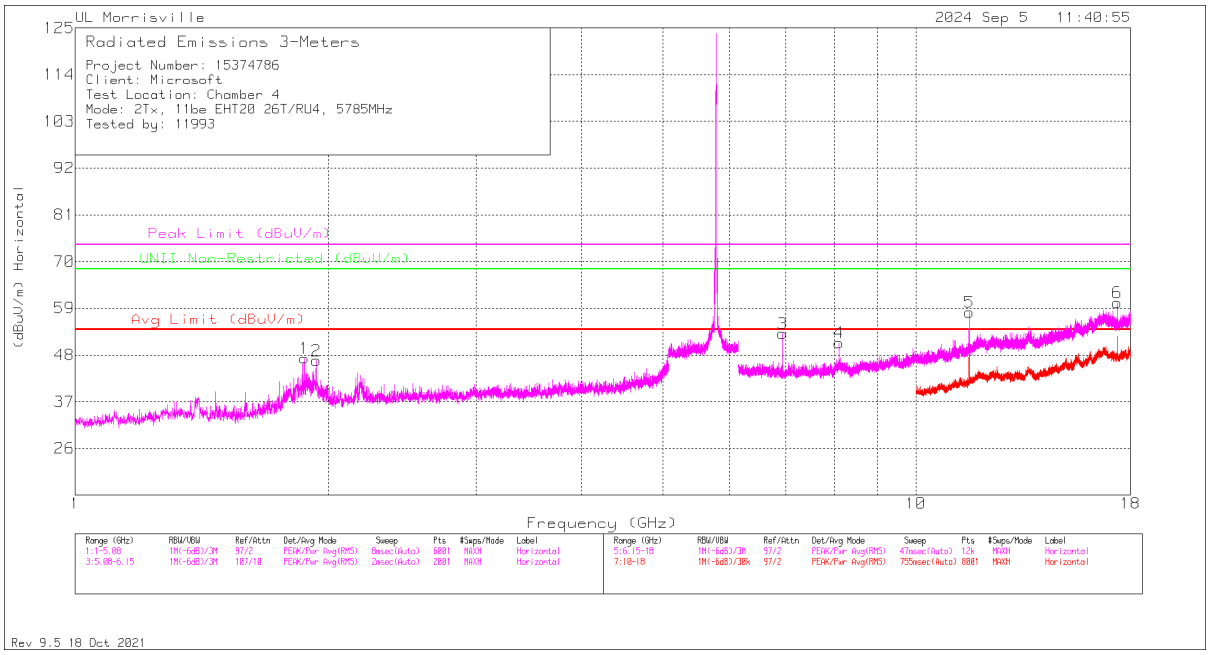

HORIZONTAL

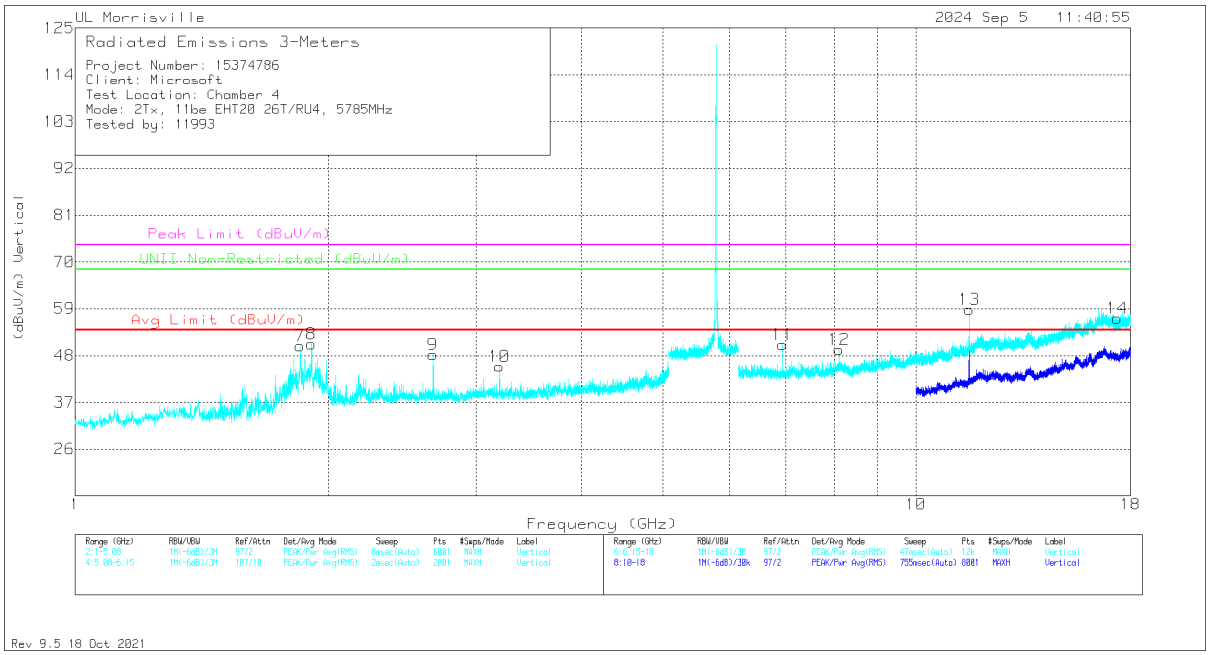

VERTICAL

UL LLC
12 Laboratory Drive, Research Triangle Park, NC 27709; USA TEL:(919)549-1400

This report shall not be reproduced except in full, without the written approval of UL LLC

RADIATED EMISSIONS

Marker	Frequency (GHz)	Meter Reading (dBuV)	Det	89509 ACF (dB/m)	Gain/Loss (dB)	Corrected Reading (dBuV/m)	Avg Limit (dBuV/m)	Margin (dB)	Peak Limit (dBuV/m)	PK Margin (dB)	UNII Non-Restricted (dBuV/m)	PK Margin (dB)	Azimuth (Degs)	Height (cm)	Polarity
1	** 1.87244	52.26	Pk	30.7	-35.7	47.26	54	-6.74	74	-26.74	68.2	-20.94	0-360	100	H
2	** 1.93432	51.68	Pk	30.7	-35.7	46.68	54	-7.32	74	-27.32	68.2	-21.52	0-360	100	H
7	** 1.85295	57.66	PK-U	30.5	-35.7	52.46	-	-	74	-21.54	68.2	-15.74	12	205	V
	** 1.85175	34.44	ADV	30.5	-35.7	29.24	54	-24.76	-	-	-	-	12	205	V
8	** 1.90964	61.42	PK-U	30.7	-35.7	56.42	-	-	74	-17.58	68.2	-11.78	293	249	V
	** 1.91095	37.03	ADV	30.7	-35.7	32.03	54	-21.97	-	-	-	-	293	249	V
9	* ** 2.66625	56.3	PK-U	32.4	-35.5	53.2	-	-	74	-20.8	-	-	308	126	V
	* ** 2.66534	32.71	ADV	32.4	-35.5	29.61	54	-24.39	-	-	-	-	308	126	V
4	* ** 8.0995	45.93	PK-U	35.8	-26.8	54.93	-	-	74	-19.07	-	-	248	170	H
	* ** 8.09965	36.57	ADV	35.8	-26.8	45.57	54	-8.43	-	-	-	-	248	170	H
5	* ** 11.57137	48.2	PK-U	38.3	-22.2	64.3	-	-	74	-9.7	-	-	218	128	H
	* ** 11.56979	33.24	ADV	38.3	-22.2	49.34	54	-4.66	-	-	-	-	218	128	H
12	* ** 8.09973	43.08	PK-U	35.8	-26.8	52.08	-	-	74	-21.92	-	-	226	400	V
	* ** 8.09809	33.04	ADV	35.8	-26.8	42.04	54	-11.96	-	-	-	-	226	400	V
13	* ** 11.57128	48.22	PK-U	38.3	-22.2	64.32	-	-	74	-9.68	-	-	170	199	V
	* ** 11.56979	33.47	ADV	38.3	-22.2	49.57	54	-4.43	-	-	-	-	170	199	V
10	3.1964	47.09	Pk	32.8	-34.4	45.49	-	-	-	-	68.2	-22.71	0-360	200	V
11	6.94099	42.55	Pk	35.5	-27.5	50.55	-	-	-	-	68.2	-17.65	0-360	200	V
3	6.94198	45.02	Pk	35.5	-27.5	53.02	-	-	-	-	68.2	-15.18	0-360	100	H
6	17.35516	36.52	Pk	41.2	-17.4	60.32	-	-	-	-	68.2	-7.88	0-360	100	H
14	17.36998	33.1	Pk	41.2	-17.5	56.8	-	-	-	-	68.2	-11.4	0-360	200	V

* - indicates frequency in CFR47 Pt 15 / IC RSS-Restricted Band
** - indicates frequency in Taiwan NCC LP0002 Restricted Band
Pk - Peak detector
PK-U - Maximum Peak
ADV - Linear Voltage Average

UL LLC
12 Laboratory Drive, Research Triangle Park, NC 27709; USA TEL:(919)549-1400
This report shall not be reproduced except in full, without the written approval of UL LLC

HIGH CHANNEL RESULTS

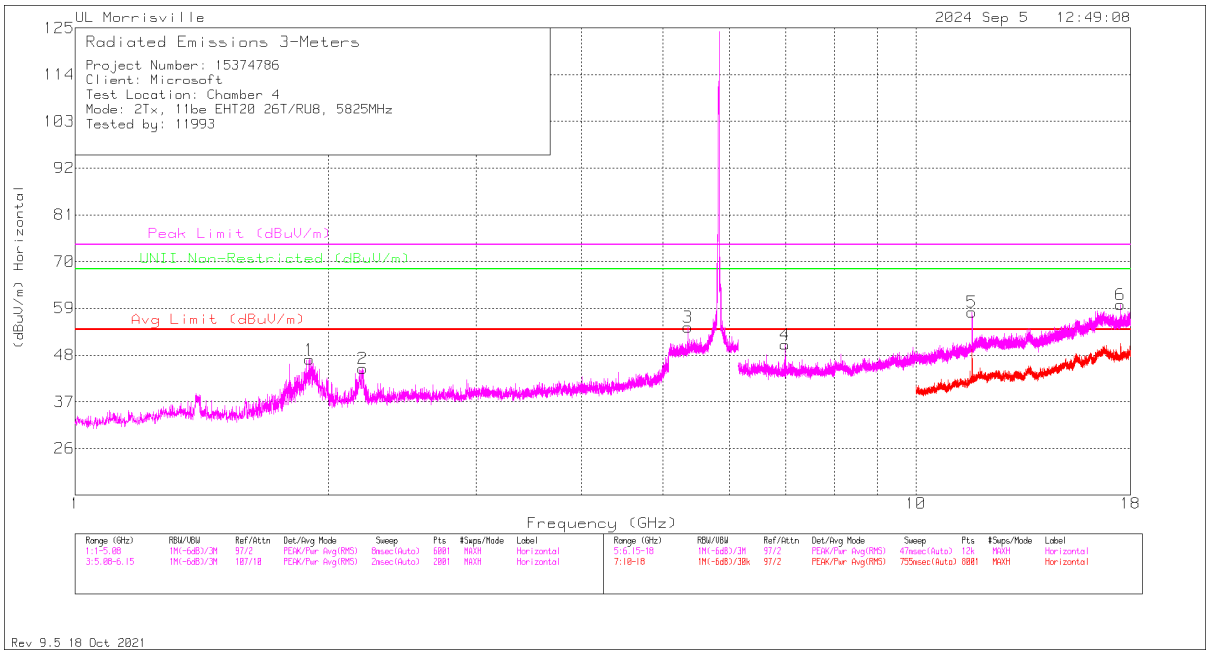

HORIZONTAL

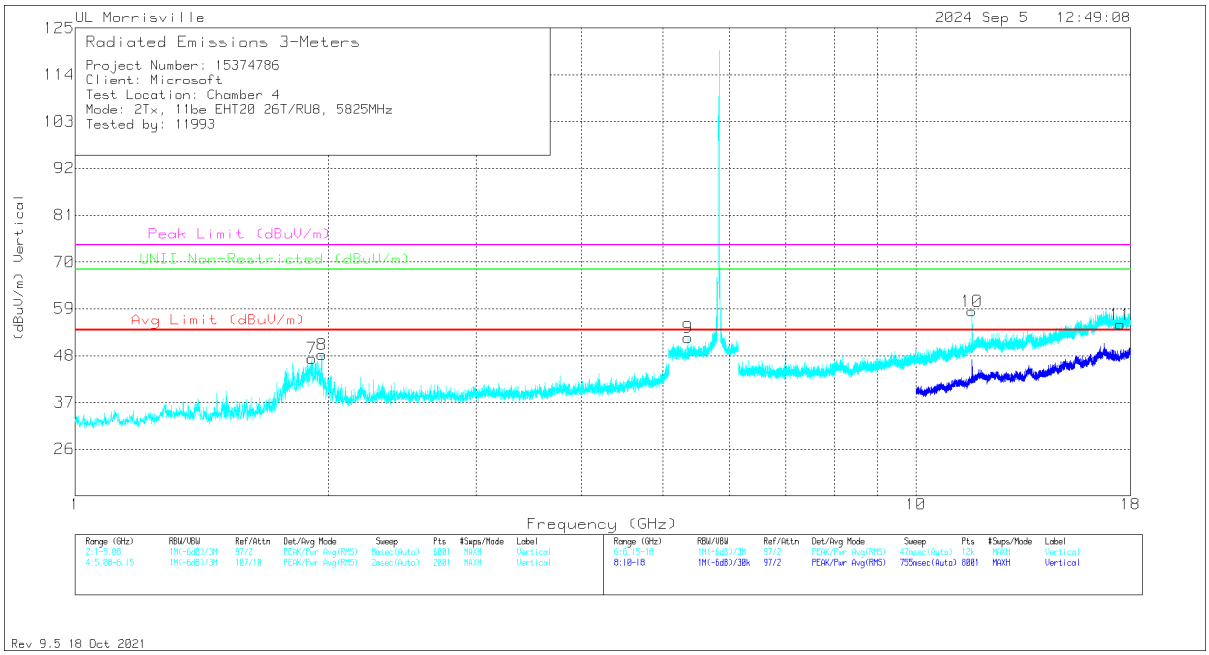

VERTICAL

UL LLC
12 Laboratory Drive, Research Triangle Park, NC 27709; USA TEL:(919)549-1400

This report shall not be reproduced except in full, without the written approval of UL LLC

RADIATED EMISSIONS

Marker	Frequency (GHz)	Meter Reading (dBuV)	Det	89509 ACF (dB/m)	Gain/Loss (dB)	Corrected Reading (dBuV/m)	Avg Limit (dBuV/m)	Margin (dB)	Peak Limit (dBuV/m)	PK Margin (dB)	UNII Non-Restricted (dBuV/m)	PK Margin (dB)	Azimuth (Degs)	Height (cm)	Polarity
1	** 1.89828	51.87	Pk	30.8	-35.7	46.97	54	-7.03	74	-27.03	68.2	-21.23	0-360	100	H
7	** 1.91392	52.29	Pk	30.7	-35.6	47.39	54	-6.61	74	-26.61	68.2	-20.81	0-360	200	V
8	** 1.96181	59.36	PK-U	30.9	-35.7	54.56	-	-	74	-19.44	68.2	-13.64	298	350	V
	** 1.96432	35.77	ADV	30.9	-35.7	30.97	54	-23.03	-	-	-	-	298	350	V
3	* ** 5.35375	42.46	PK-U	34.4	-18.9	57.96	-	-	74	-16.04	-	-	270	151	H
	* ** 5.35379	31.5	ADV	34.4	-18.9	47	54	-7	-	-	-	-	270	151	H
9	* ** 5.35377	40.76	PK-U	34.4	-18.9	56.26	-	-	74	-17.74	-	-	252	273	V
	* ** 5.35313	29.65	ADV	34.4	-18.9	45.15	54	-8.85	-	-	-	-	252	273	V
5	* ** 11.66545	48.31	PK-U	38.3	-21.8	64.81	-	-	74	-9.19	-	-	220	119	H
	* ** 11.66661	32.84	ADV	38.3	-21.8	49.34	54	-4.66	-	-	-	-	220	119	H
10	* ** 11.66699	47	PK-U	38.3	-21.9	63.4	-	-	74	-10.6	-	-	177	215	V
	* ** 11.66633	31.46	ADV	38.3	-21.8	47.96	54	-6.04	-	-	-	-	177	215	V
2	2.19952	48.63	Pk	31.6	-35.4	44.83	-	-	-	-	68.2	-23.37	0-360	100	H
4	6.98938	42.8	Pk	35.5	-27.8	50.5	-	-	-	-	68.2	-17.7	0-360	100	H
6	17.50131	35.83	Pk	41.3	-17.2	59.93	-	-	-	-	68.2	-8.27	0-360	100	H
11	17.50131	31.27	Pk	41.3	-17.2	55.37	-	-	-	-	68.2	-12.83	0-360	200	V

* - indicates frequency in CFR47 Pt 15 / IC RSS-Restricted Band
** - indicates frequency in Taiwan NCC LP0002 Restricted Band
Pk - Peak detector
PK-U - Maximum Peak
ADV - Linear Voltage Average

UL LLC
12 Laboratory Drive, Research Triangle Park, NC 27709; USA TEL:(919)549-1400
This report shall not be reproduced except in full, without the written approval of UL LLC

TX ABOVE 1 GHz 802.11be EHT20 52T MODE IN THE 5.8 GHz BAND

2TX CHAIN 0 + CHAIN 1 MODE (Low Gain) 5745 MHz

SUMMED BANDEDGE DATA (Pk)

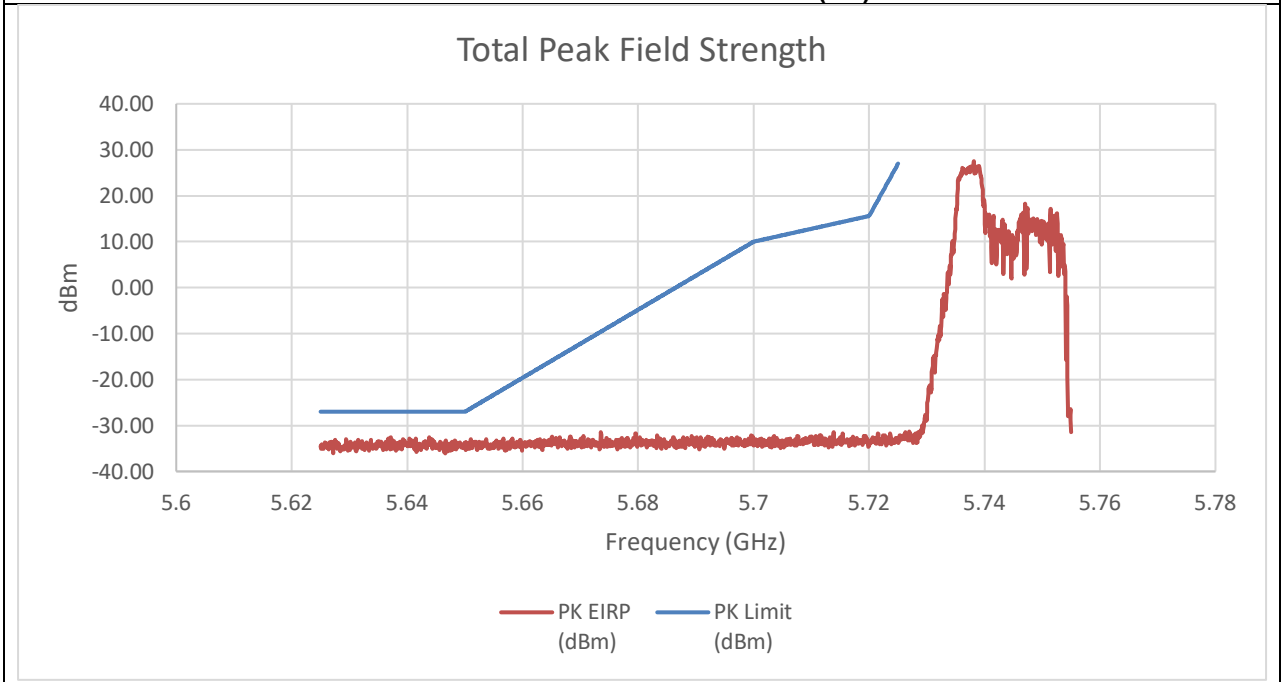

Summed Pk Data at Restricted Band

Frequency (GHz)	PK Reading C1 (dBm)	PK Reading C2 (dBm)	PK EIRP (dBm)	PK Limit (dBm)	Margin (dB)
5.64	-44.15	-43.42	-32.55	-27.00	-5.55

An array gain of 8.21 dBi was used in the calculation of the summed data.

UL LLC
12 Laboratory Drive, Research Triangle Park, NC 27709; USA TEL:(919)549-1400

This report shall not be reproduced except in full, without the written approval of UL LLC

2TX CHAIN 0 + CHAIN 1 MODE (Low Gain) 5765 MHz

SUMMED BANDEDGE DATA (Pk)

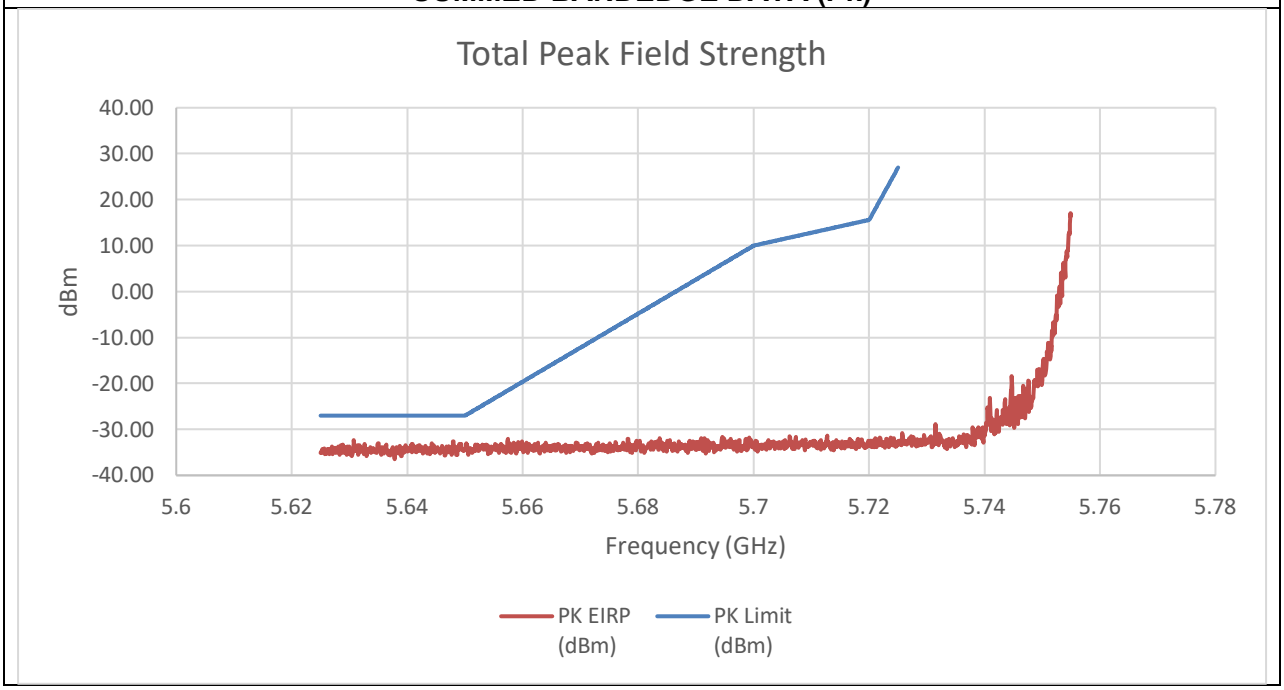

Summed Pk Data at Restricted Band

Frequency (GHz)	PK Reading C1 (dBm)	PK Reading C2 (dBm)	PK EIRP (dBm)	PK Limit (dBm)	Margin (dB)
5.63	-44.74	-42.61	-32.33	-27.00	-5.33

An array gain of 8.21 dBi was used in the calculation of the summed data.

UL LLC
12 Laboratory Drive, Research Triangle Park, NC 27709; USA TEL:(919)549-1400
This report shall not be reproduced except in full, without the written approval of UL LLC

2TX CHAIN 0 + CHAIN 1 MODE (Mid Gain) 5745 MHz

SUMMED BANDEDGE DATA (Pk)

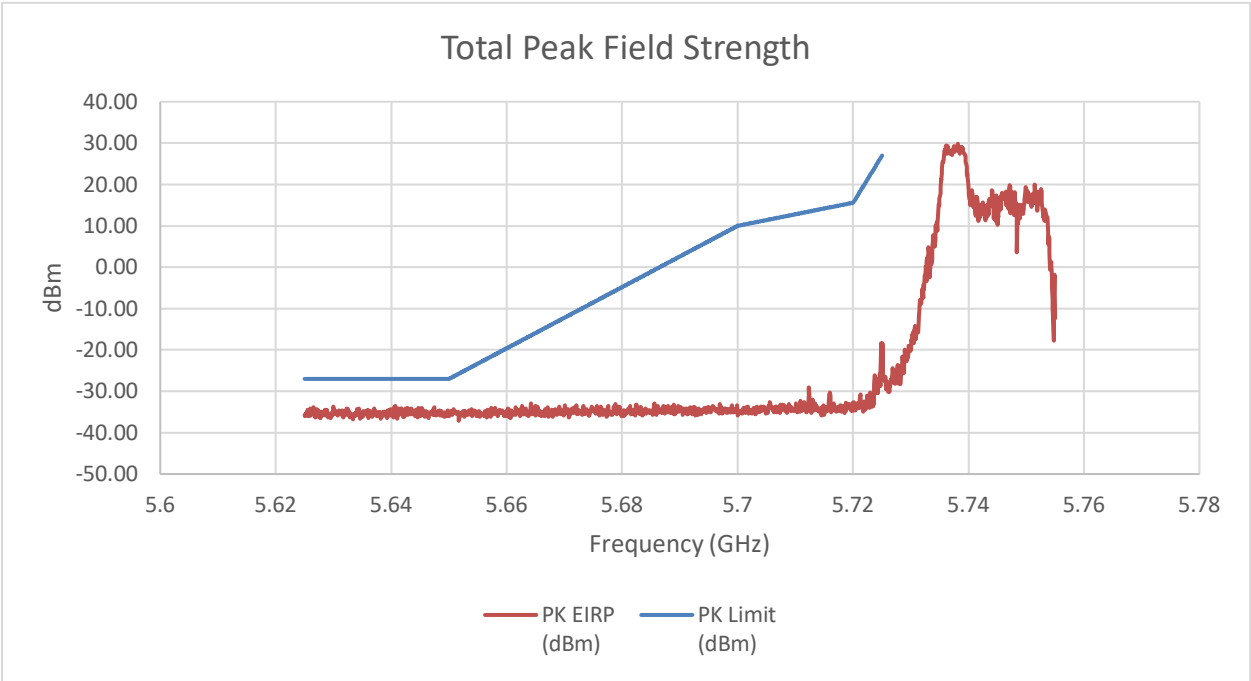

Summed Pk Data at Restricted Band

Frequency (GHz)	PK Reading C1 (dBm)	PK Reading C2 (dBm)	PK EIRP (dBm)	PK Limit (dBm)	Margin (dB)
5.64	-47.47	-46.30	-33.53	-27.00	-6.53

An array gain of 10.31 dBi was used in the calculation of the summed data.

UL LLC
12 Laboratory Drive, Research Triangle Park, NC 27709; USA TEL:(919)549-1400
This report shall not be reproduced except in full, without the written approval of UL LLC

2TX CHAIN 0 + CHAIN 1 MODE (Mid Gain) 5765 MHz

SUMMED BANDEDGE DATA (Pk)

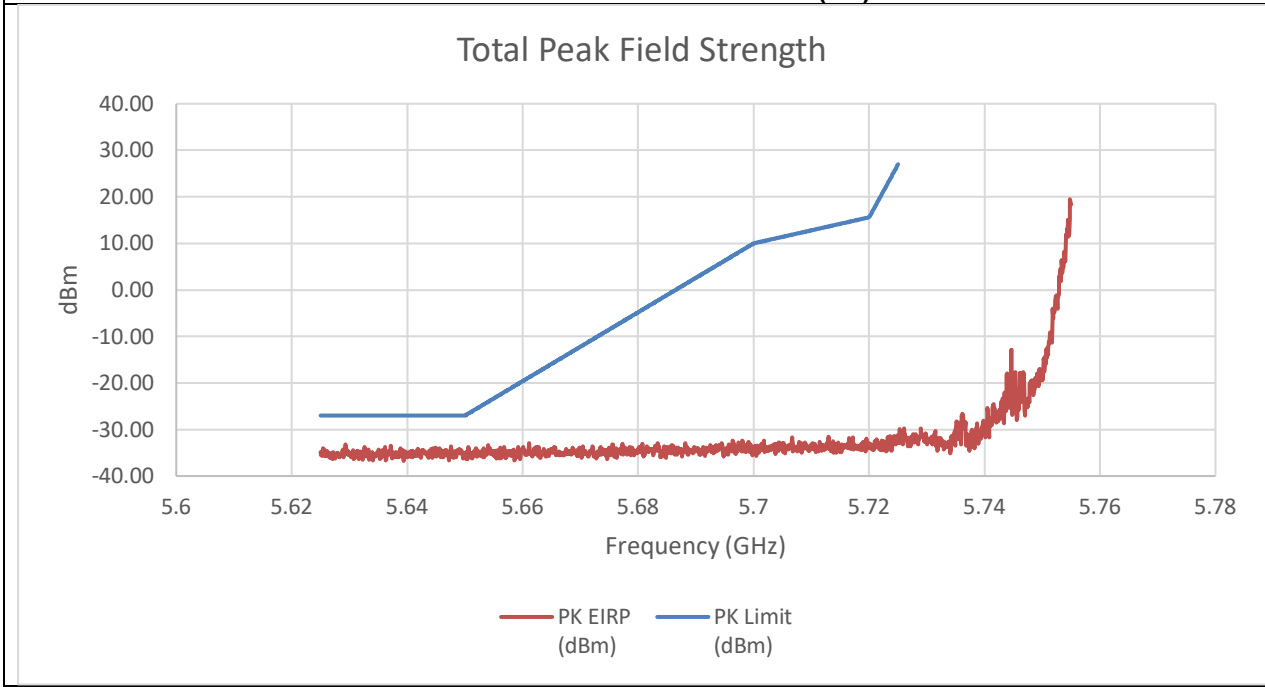

Summed Pk Data at Restricted Band

Frequency (GHz)	PK Reading C1 (dBm)	PK Reading C2 (dBm)	PK EIRP (dBm)	PK Limit (dBm)	Margin (dB)
5.63	-46.84	-46.24	-33.21	-27.00	-6.21

An array gain of 10.31 dBi was used in the calculation of the summed data.

UL LLC
12 Laboratory Drive, Research Triangle Park, NC 27709; USA TEL:(919)549-1400
This report shall not be reproduced except in full, without the written approval of UL LLC

2TX CHAIN 0 + CHAIN 1 MODE (High Gain) 5745 MHz

PK MEASUREMENT

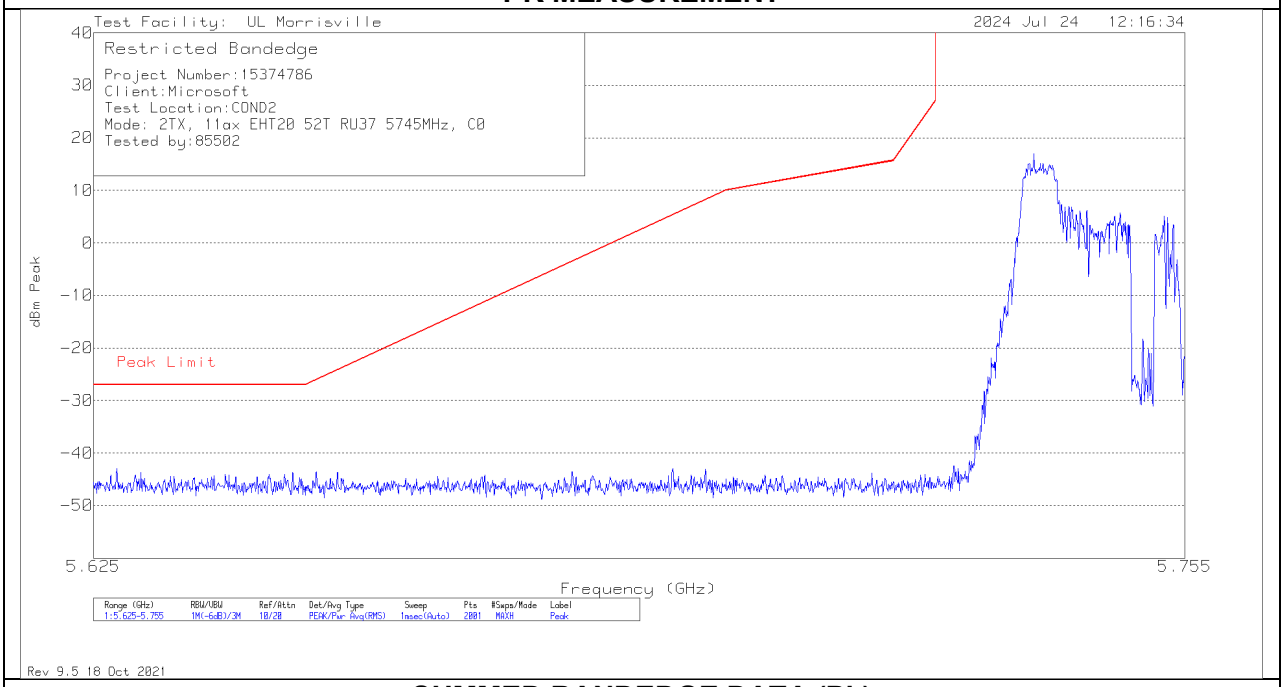

SUMMED BANDEDGE DATA (Pk)

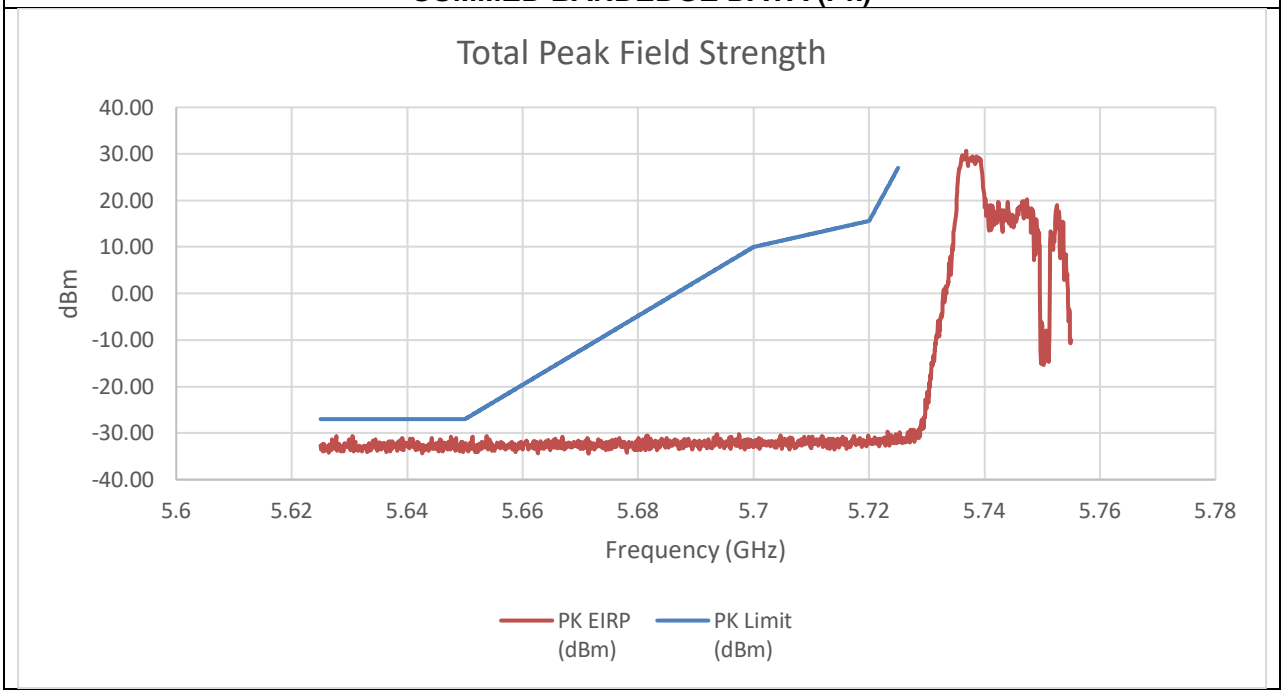

Summed Pk Data at Restricted Band

Frequency (GHz)	PK Reading C1 (dBm)	PK Reading C2 (dBm)	PK EIRP (dBm)	PK EIRP Limit (dBm) (dBuV/m)	Margin (dB)
5.63	-43.00	-50.41	-30.61	-27.00	-3.61

An array gain of 11.67 dBi was used in the calculation of the summed data.

UL LLC
12 Laboratory Drive, Research Triangle Park, NC 27709; USA TEL:(919)549-1400
This report shall not be reproduced except in full, without the written approval of UL LLC

2TX CHAIN 0 + CHAIN 1 MODE (High Gain) 5765 MHz

PK MEASUREMENT

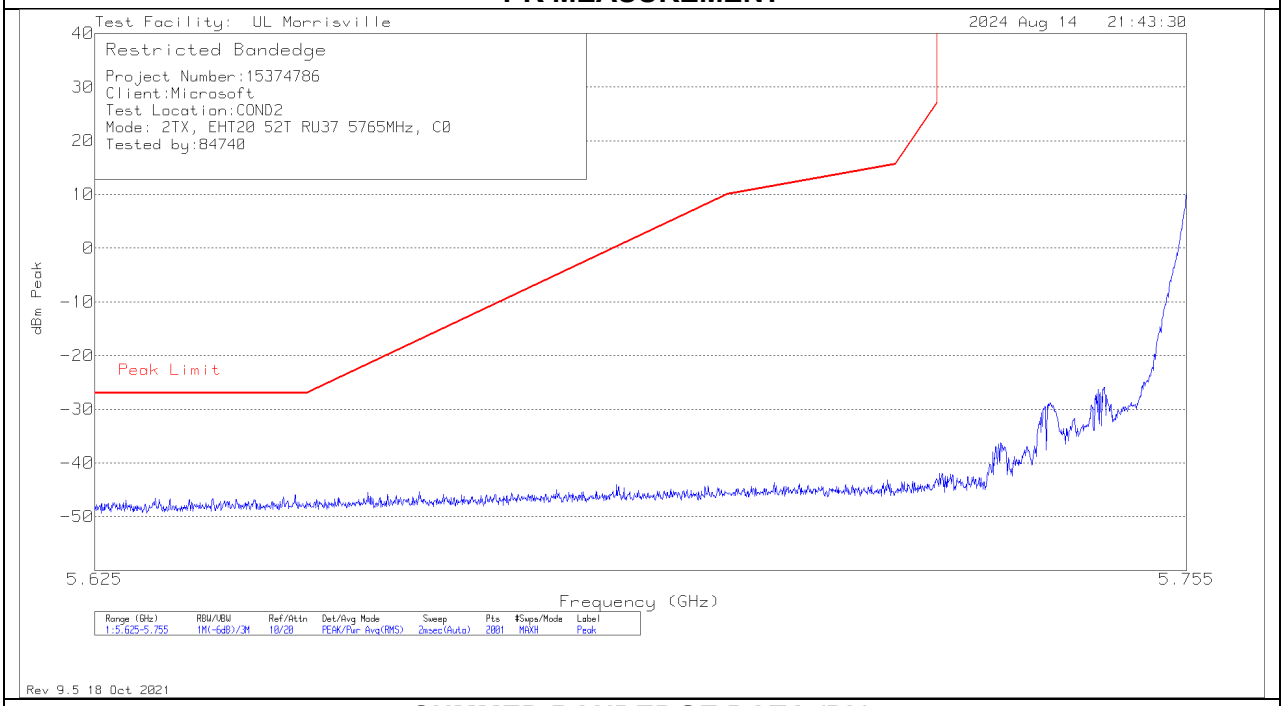

SUMMED BANDEDGE DATA (Pk)

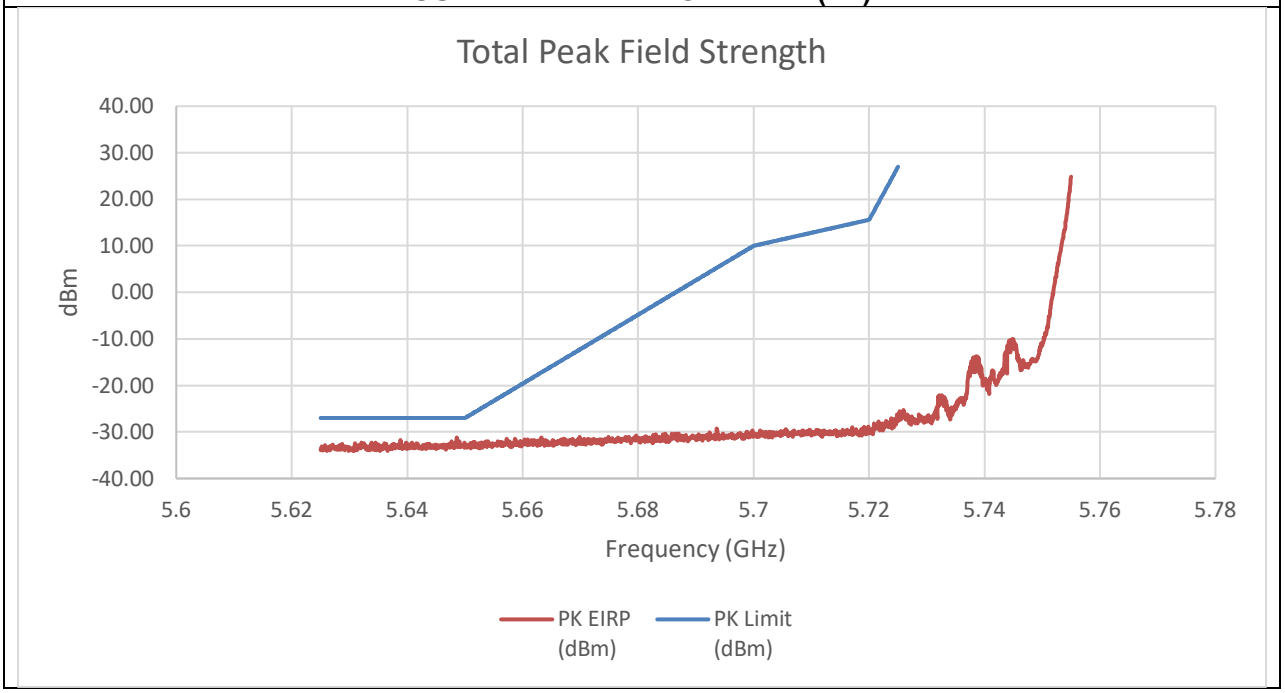

Summed Pk Data at Restricted Band

Frequency (GHz)	PK Reading C1 (dBm)	PK Reading C2 (dBm)	PK EIRP (dBm)	PK EIRP Limit (dBm) (dBuV/m)	Margin (dB)
5.65	-45.90	-45.89	-31.21	-27.00	-4.21

UL LLC
12 Laboratory Drive, Research Triangle Park, NC 27709; USA TEL:(919)549-1400
This report shall not be reproduced except in full, without the written approval of UL LLC

An array gain of 11.67 dBi was used in the calculation of the summed data.

TX ABOVE 1 GHz 802.11be EHT20 52T+26T MODE IN THE 5.8 GHz BAND
2TX CHAIN 0 + CHAIN 1 MODE (Low Gain) 5745 MHz

SUMMED BANDEDGE DATA (Pk)

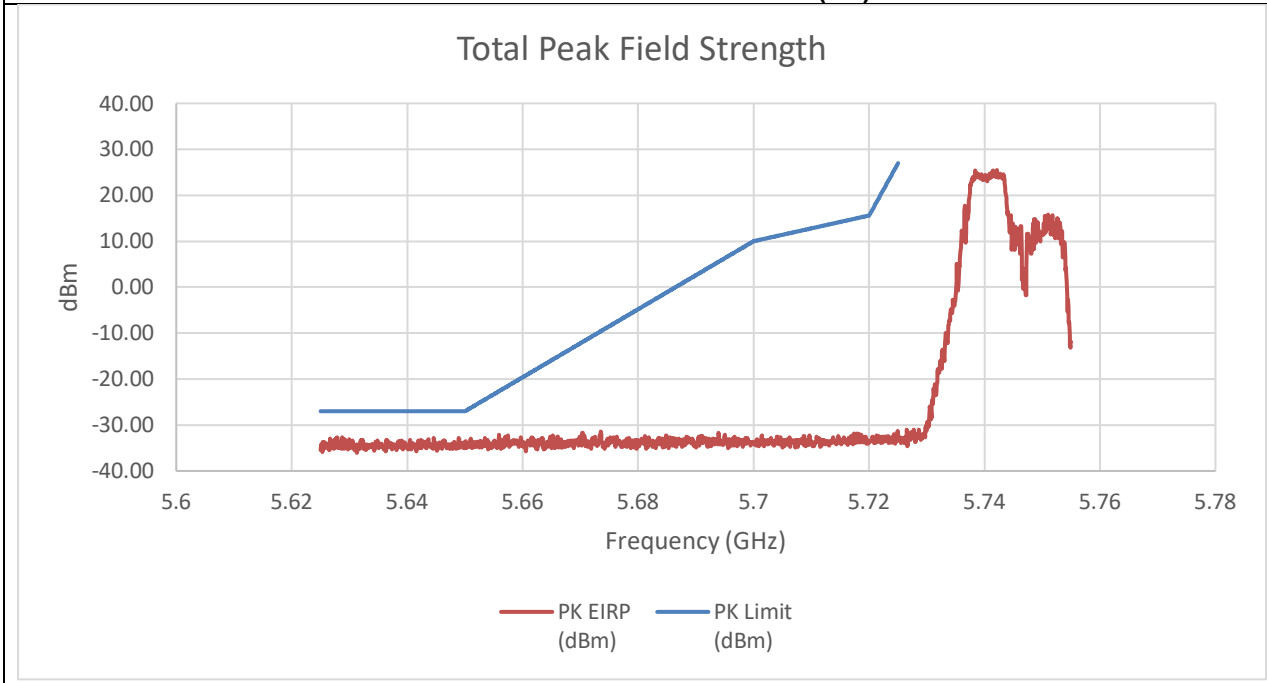

Summed Pk Data at Restricted Band

Frequency (GHz)	PK Reading C1 (dBm)	PK Reading C2 (dBm)	PK EIRP (dBm)	PK Limit (dBm)	Margin (dB)
5.63	-44.15	-43.77	-32.74	-27.00	-5.74

An array gain of 8.21 dBi was used in the calculation of the summed data.

UL LLC
12 Laboratory Drive, Research Triangle Park, NC 27709; USA TEL:(919)549-1400
This report shall not be reproduced except in full, without the written approval of UL LLC

2TX CHAIN 0 + CHAIN 1 MODE (Low Gain) 5765 MHz

SUMMED BANDEDGE DATA (Pk)

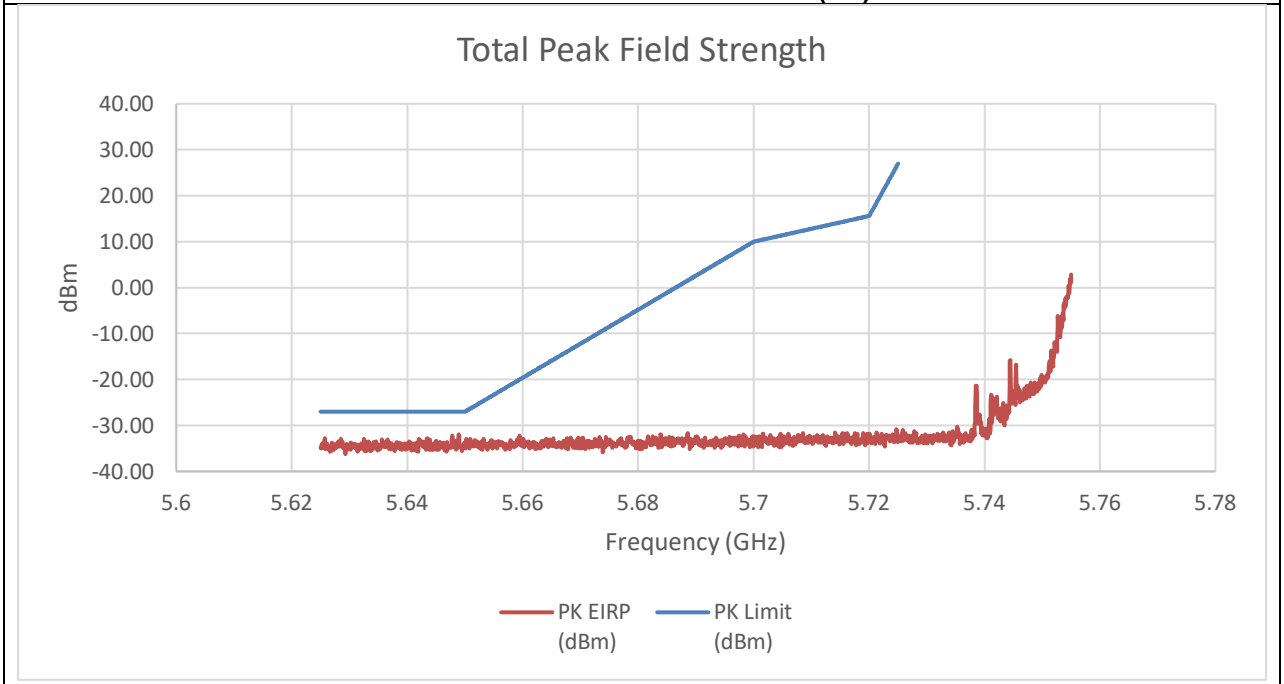

Summed Pk Data at Restricted Band

Frequency (GHz)	PK Reading C1 (dBm)	PK Reading C2 (dBm)	PK EIRP (dBm)	PK Limit (dBm)	Margin (dB)
5.65	-42.78	-43.43	-31.87	-27.00	-4.87

An array gain of 8.21 dBi was used in the calculation of the summed data.

UL LLC
12 Laboratory Drive, Research Triangle Park, NC 27709; USA TEL:(919)549-1400
This report shall not be reproduced except in full, without the written approval of UL LLC

2TX CHAIN 0 + CHAIN 1 MODE (Mid Gain) 5745 MHz

SUMMED BANDEDGE DATA (Pk)

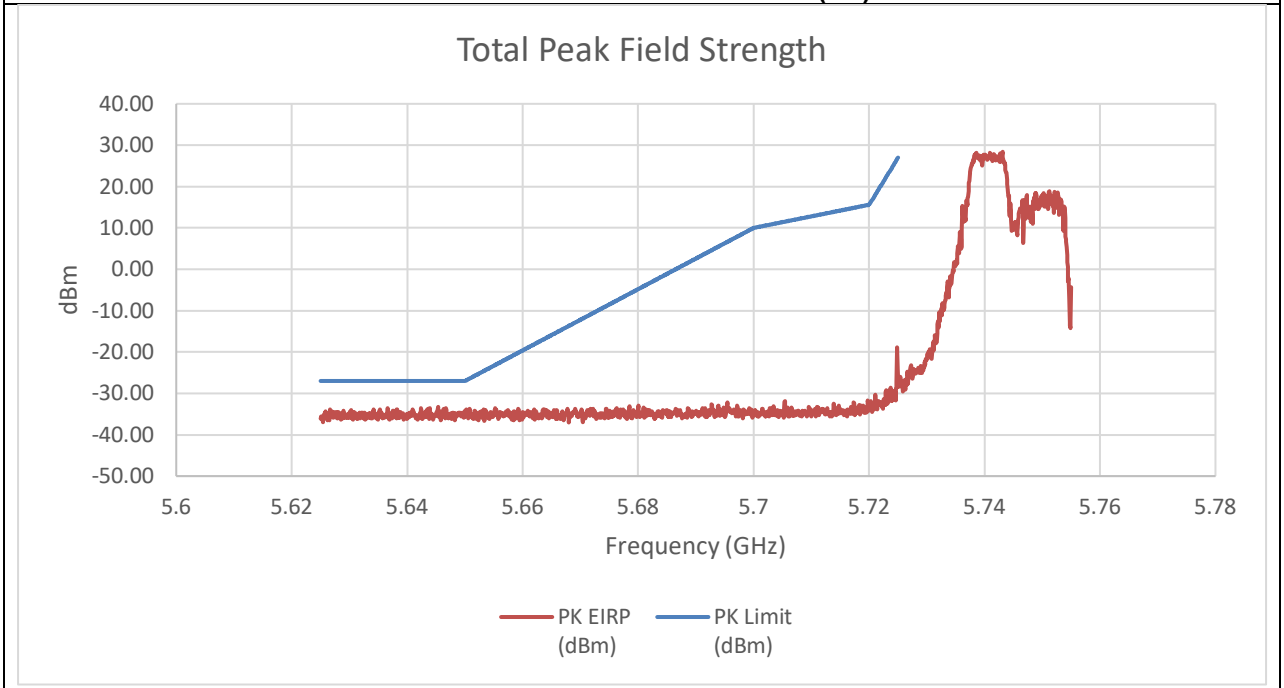

Summed Pk Data at Restricted Band

Frequency (GHz)	PK Reading C1 (dBm)	PK Reading C2 (dBm)	PK EIRP (dBm)	PK Limit (dBm)	Margin (dB)
5.65	-47.78	-45.74	-33.32	-27.00	-6.32

An array gain of 10.31 dBi was used in the calculation of the summed data.

UL LLC
12 Laboratory Drive, Research Triangle Park, NC 27709; USA TEL:(919)549-1400
This report shall not be reproduced except in full, without the written approval of UL LLC

2TX CHAIN 0 + CHAIN 1 MODE (Mid Gain) 5765 MHz

SUMMED BANDEDGE DATA (Pk)

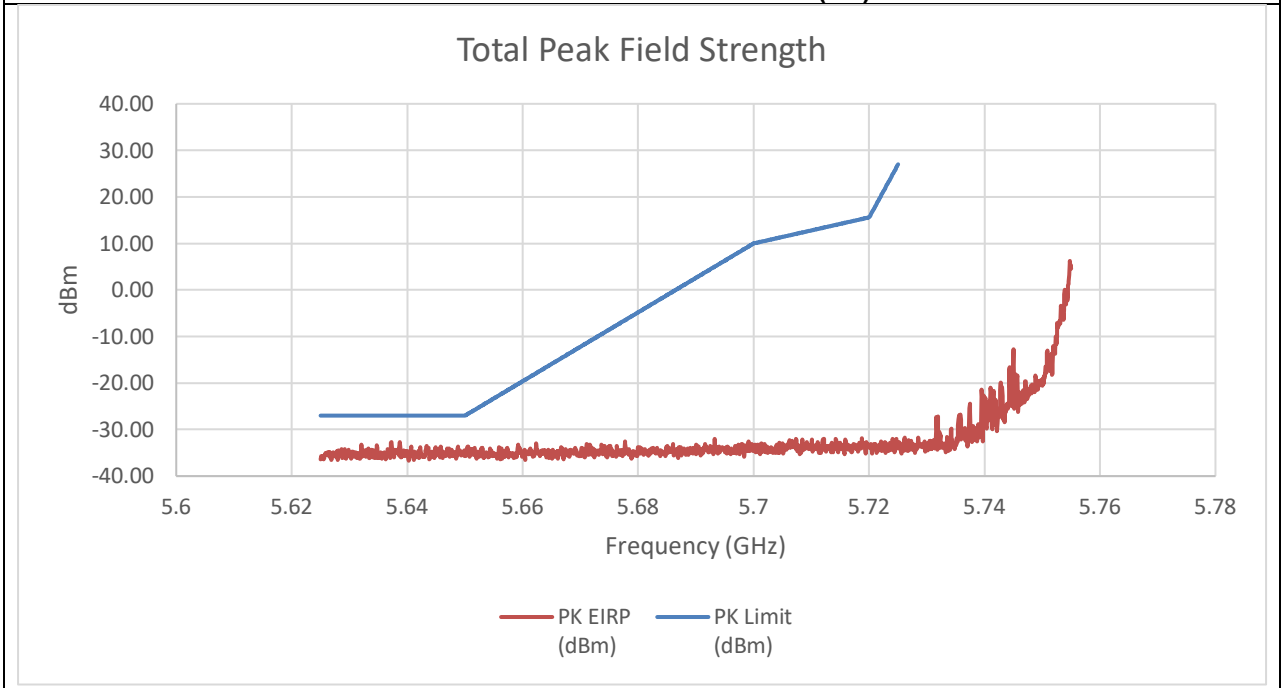

Summed Pk Data at Restricted Band

Frequency (GHz)	PK Reading C1 (dBm)	PK Reading C2 (dBm)	PK EIRP (dBm)	PK Limit (dBm)	Margin (dB)
5.64	-47.63	-44.88	-32.72	-27.00	-5.72

An array gain of 10.31 dBi was used in the calculation of the summed data.

UL LLC
12 Laboratory Drive, Research Triangle Park, NC 27709; USA TEL:(919)549-1400
This report shall not be reproduced except in full, without the written approval of UL LLC

2TX CHAIN 0 + CHAIN 1 MODE (High Gain) 5745 MHz

PK MEASUREMENT

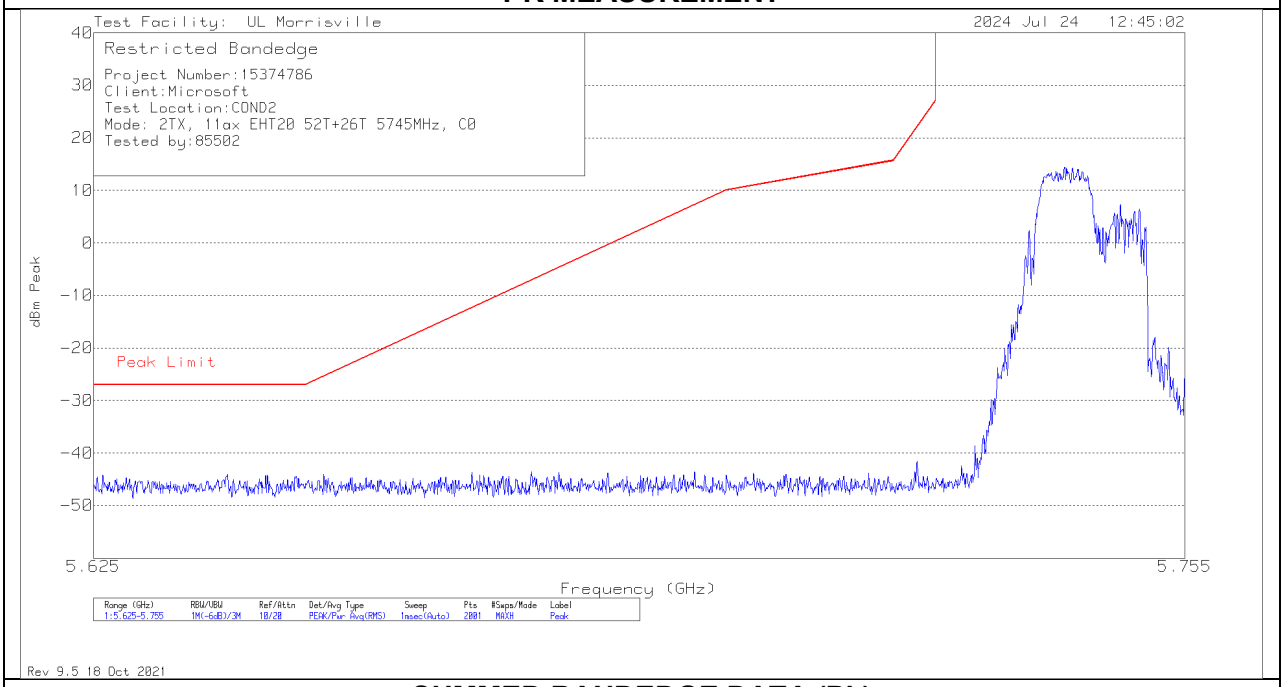

SUMMED BANDEDGE DATA (Pk)

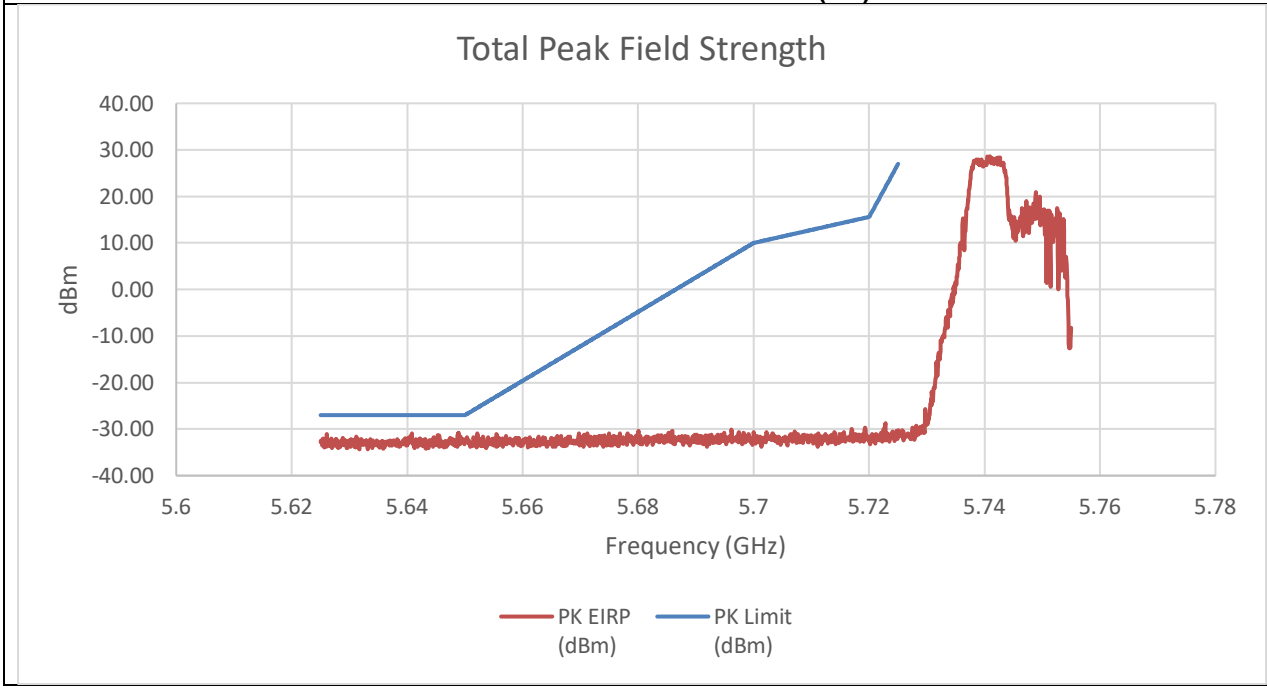

Summed Pk Data at Restricted Band

Frequency (GHz)	PK Reading C1 (dBm)	PK Reading C2 (dBm)	PK EIRP (dBm)	PK EIRP Limit (dBm) (dBuV/m)	Margin (dB)
5.65	-44.50	-46.68	-30.77	-27.00	-3.77

An array gain of 11.67 dBi was used in the calculation of the summed data.

UL LLC
12 Laboratory Drive, Research Triangle Park, NC 27709; USA TEL:(919)549-1400
This report shall not be reproduced except in full, without the written approval of UL LLC

2TX CHAIN 0 + CHAIN 1 MODE (High Gain) 5765 MHz

PK MEASUREMENT

SUMMED BANDEDGE DATA (Pk)

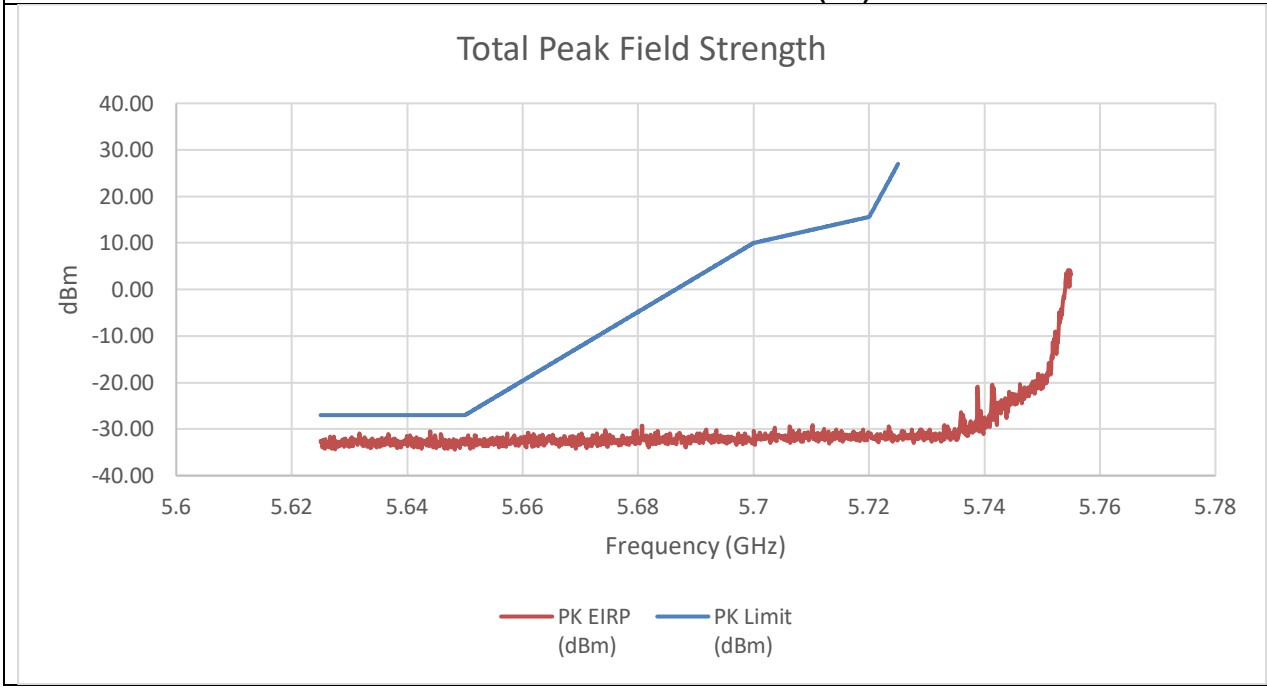

Summed Pk Data at Restricted Band

Frequency (GHz)	PK Reading C1 (dBm)	PK Reading C2 (dBm)	PK EIRP (dBm)	PK EIRP Limit (dBm) (dBuV/m)	Margin (dB)
5.64	-43.02	-49.65	-30.50	-27.00	-3.50

An array gain of 11.67 dBi was used in the calculation of the summed data.

UL LLC
12 Laboratory Drive, Research Triangle Park, NC 27709; USA TEL:(919)549-1400
This report shall not be reproduced except in full, without the written approval of UL LLC

TX ABOVE 1 GHz 802.11be EHT20 106T MODE IN THE 5.8 GHz BAND

2TX CHAIN 0 + CHAIN 1 MODE (Low Gain) 5745 MHz

SUMMED BANDEDGE DATA (Pk)

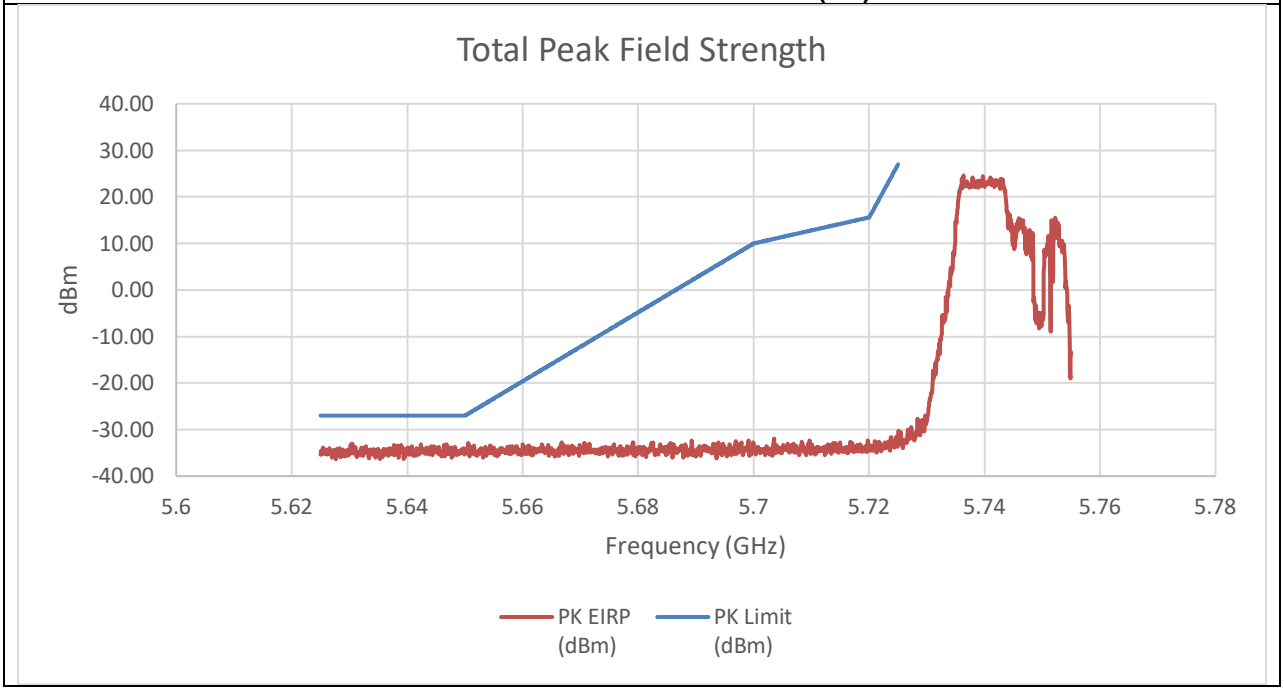

Summed Pk Data at Restricted Band

Frequency (GHz)	PK Reading C1 (dBm)	PK Reading C2 (dBm)	PK EIRP (dBm)	PK Limit (dBm)	Margin (dB)
5.63	-43.69	-44.91	-33.04	-27.00	-6.04

An array gain of 8.21 dBi was used in the calculation of the summed data.

UL LLC
12 Laboratory Drive, Research Triangle Park, NC 27709; USA TEL:(919)549-1400
This report shall not be reproduced except in full, without the written approval of UL LLC

2TX CHAIN 0 + CHAIN 1 MODE (Low Gain) 5765 MHz

SUMMED BANDEDGE DATA (Pk)

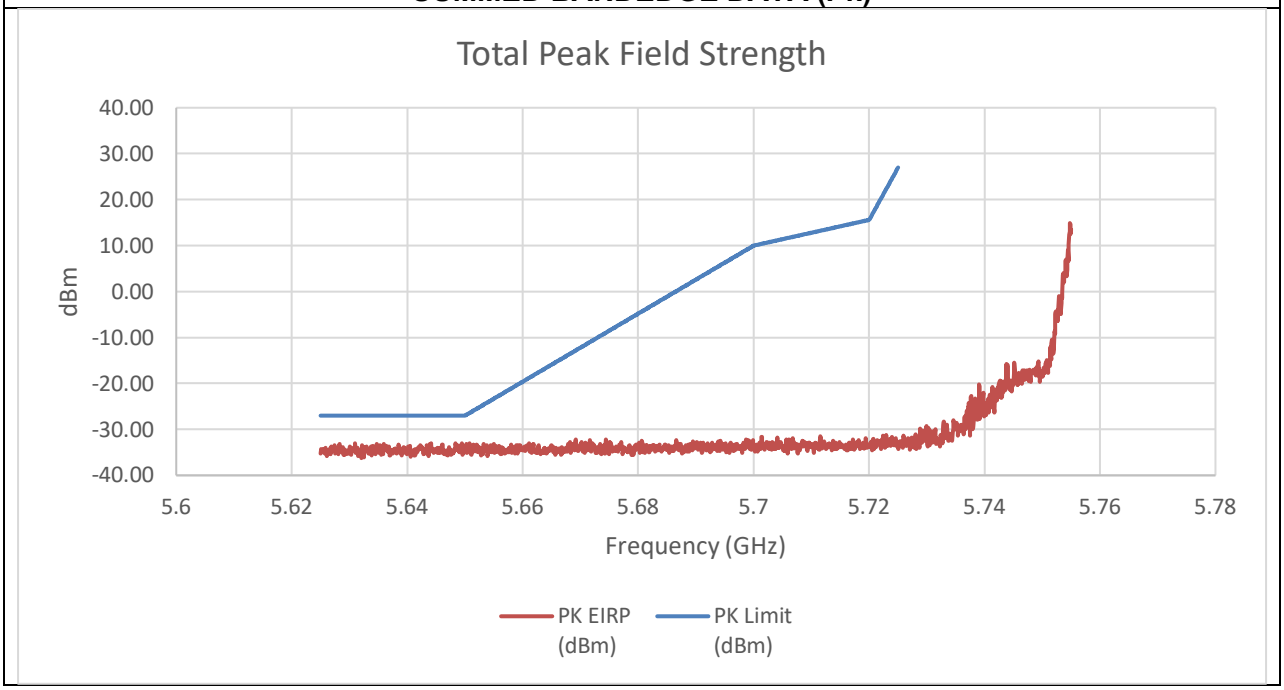

Summed Pk Data at Restricted Band

Frequency (GHz)	PK Reading C1 (dBm)	PK Reading C2 (dBm)	PK EIRP (dBm)	PK Limit (dBm)	Margin (dB)
5.64	-44.99	-43.63	-33.04	-27.00	-6.04

An array gain of 8.21 dBi was used in the calculation of the summed data.

UL LLC
12 Laboratory Drive, Research Triangle Park, NC 27709; USA TEL:(919)549-1400
This report shall not be reproduced except in full, without the written approval of UL LLC

2TX CHAIN 0 + CHAIN 1 MODE (Mid Gain) 5745 MHz

SUMMED BANDEDGE DATA (Pk)

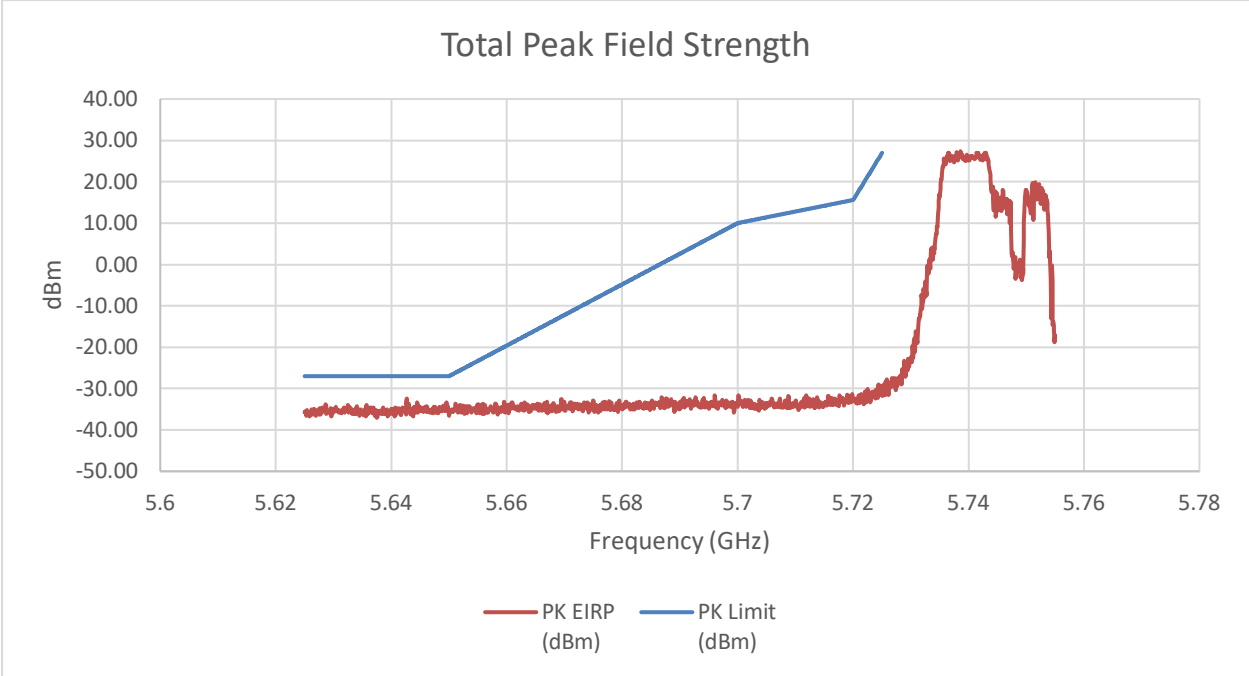

Summed Pk Data at Restricted Band

Frequency (GHz)	PK Reading C1 (dBm)	PK Reading C2 (dBm)	PK EIRP (dBm)	PK Limit (dBm)	Margin (dB)
5.64	-46.33	-45.13	-32.37	-27.00	-5.37

An array gain of 10.31 dBi was used in the calculation of the summed data.

UL LLC
12 Laboratory Drive, Research Triangle Park, NC 27709; USA TEL:(919)549-1400
This report shall not be reproduced except in full, without the written approval of UL LLC

2TX CHAIN 0 + CHAIN 1 MODE (Mid Gain) 5765 MHz

SUMMED BANDEDGE DATA (Pk)

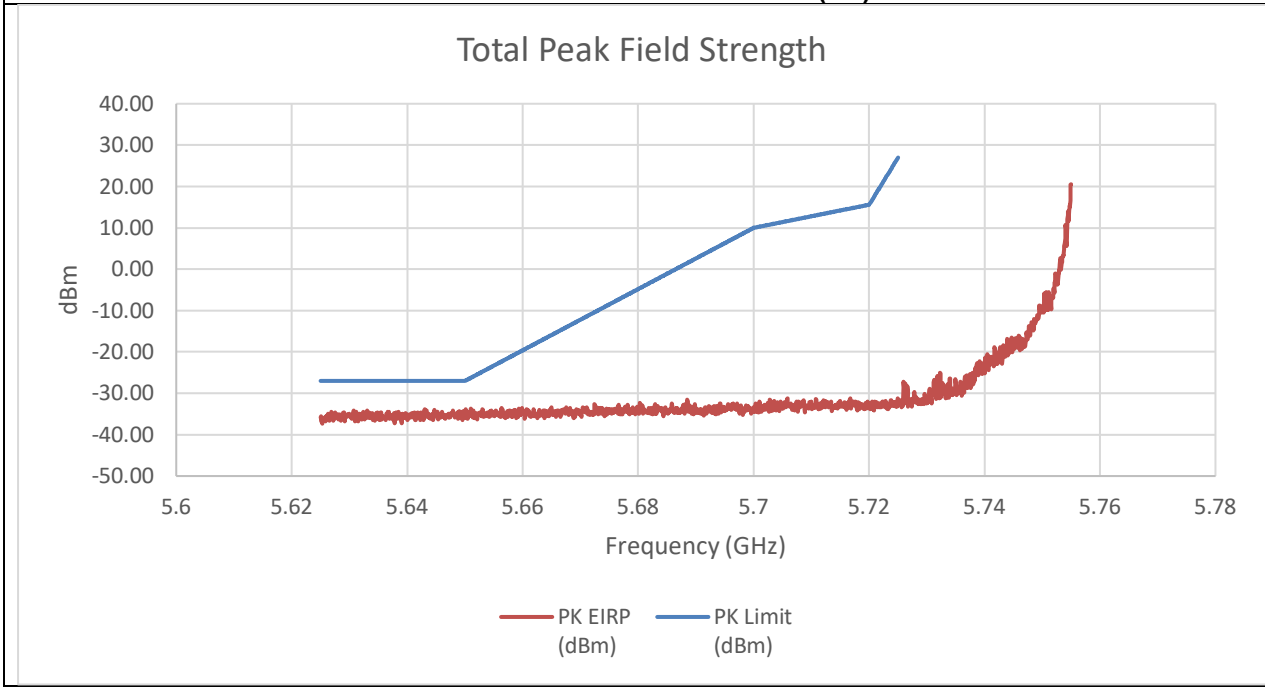

Summed Pk Data at Restricted Band

Frequency (GHz)	PK Reading C1 (dBm)	PK Reading C2 (dBm)	PK EIRP (dBm)	PK Limit (dBm)	Margin (dB)
5.64	-47.84	-46.47	-33.78	-27.00	-6.78

An array gain of 10.31 dBi was used in the calculation of the summed data.

UL LLC
12 Laboratory Drive, Research Triangle Park, NC 27709; USA TEL:(919)549-1400
This report shall not be reproduced except in full, without the written approval of UL LLC

2TX CHAIN 0 + CHAIN 1 MODE (High Gain) 5745 MHz

PK MEASUREMENT

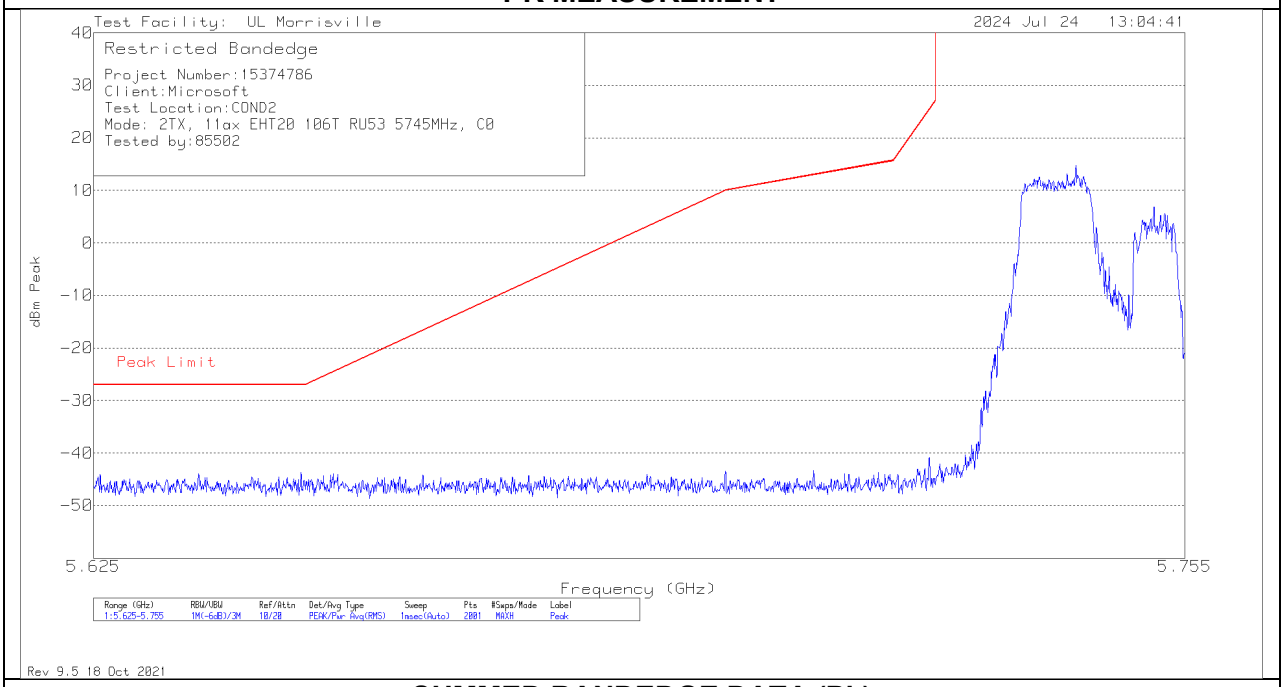

SUMMED BANDEDGE DATA (Pk)

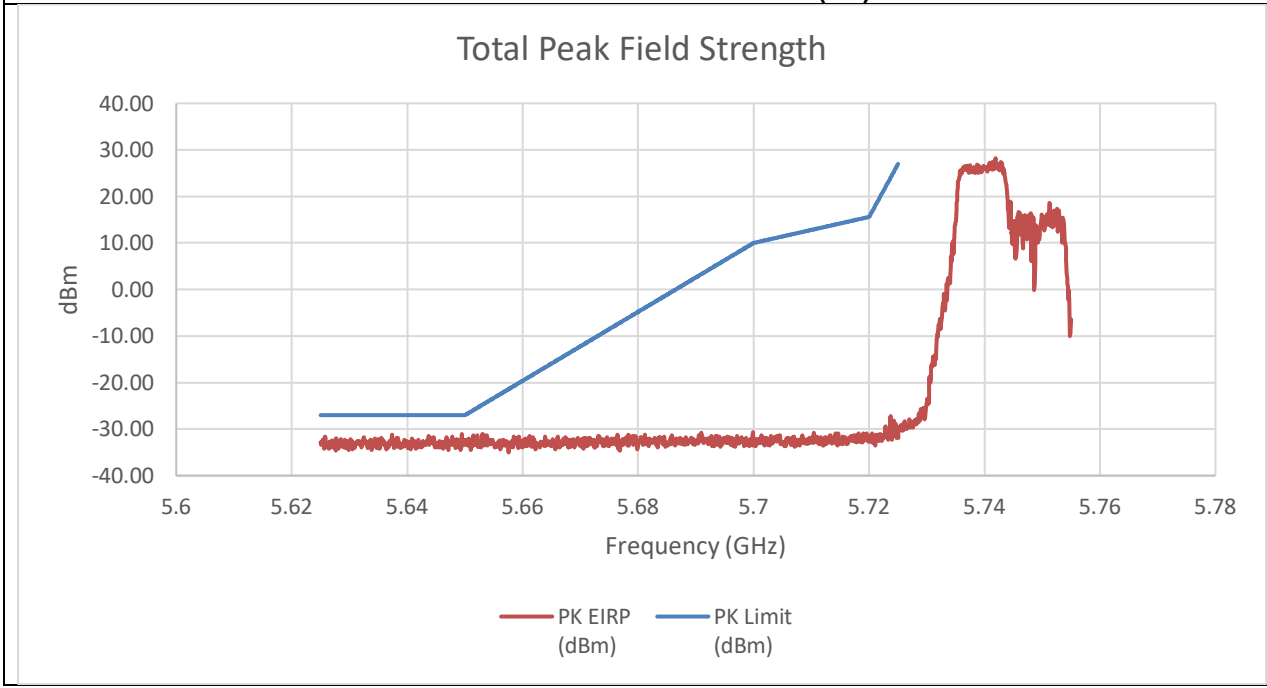

Summed Pk Data at Restricted Band

Frequency (GHz)	PK Reading C1 (dBm)	PK Reading C2 (dBm)	PK EIRP (dBm)	PK EIRP Limit (dBm) (dBuV/m)	Margin (dB)
5.65	-43.70	-49.42	-31.00	-27.00	-4.00

An array gain of 11.67 dBi was used in the calculation of the summed data.

UL LLC
12 Laboratory Drive, Research Triangle Park, NC 27709; USA TEL:(919)549-1400
This report shall not be reproduced except in full, without the written approval of UL LLC

2TX CHAIN 0 + CHAIN 1 MODE (High Gain) 5765 MHz

PK MEASUREMENT

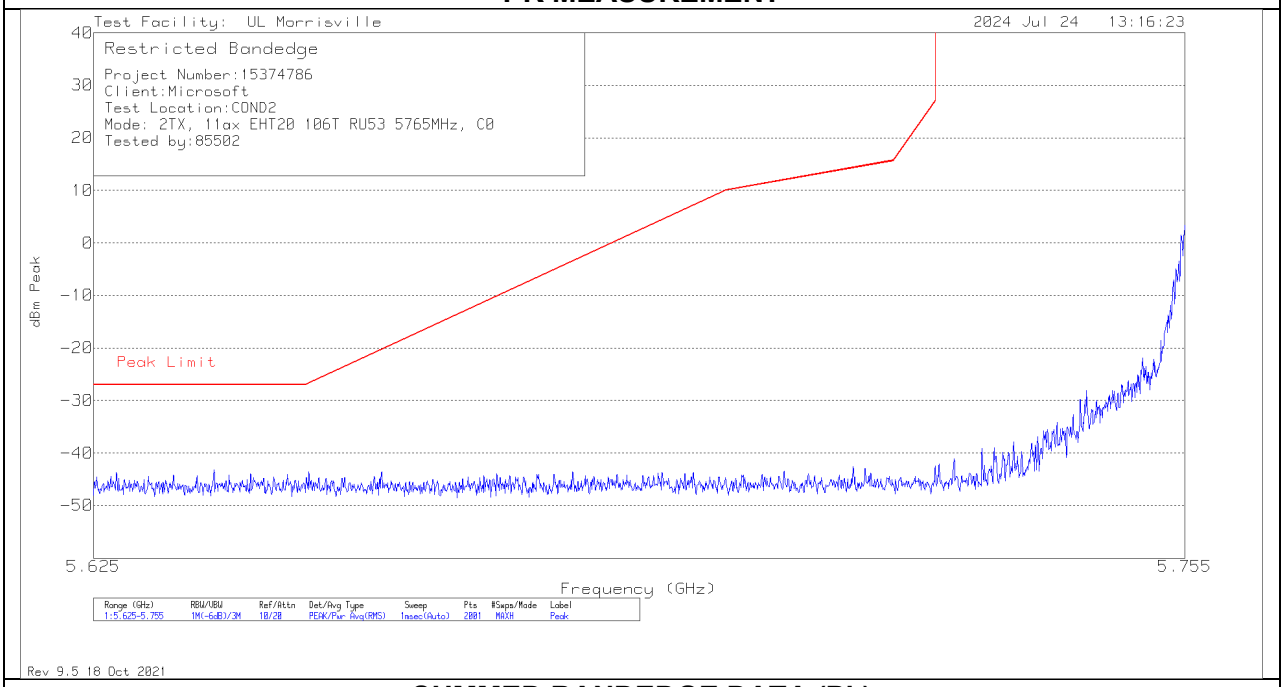

SUMMED BANDEDGE DATA (Pk)

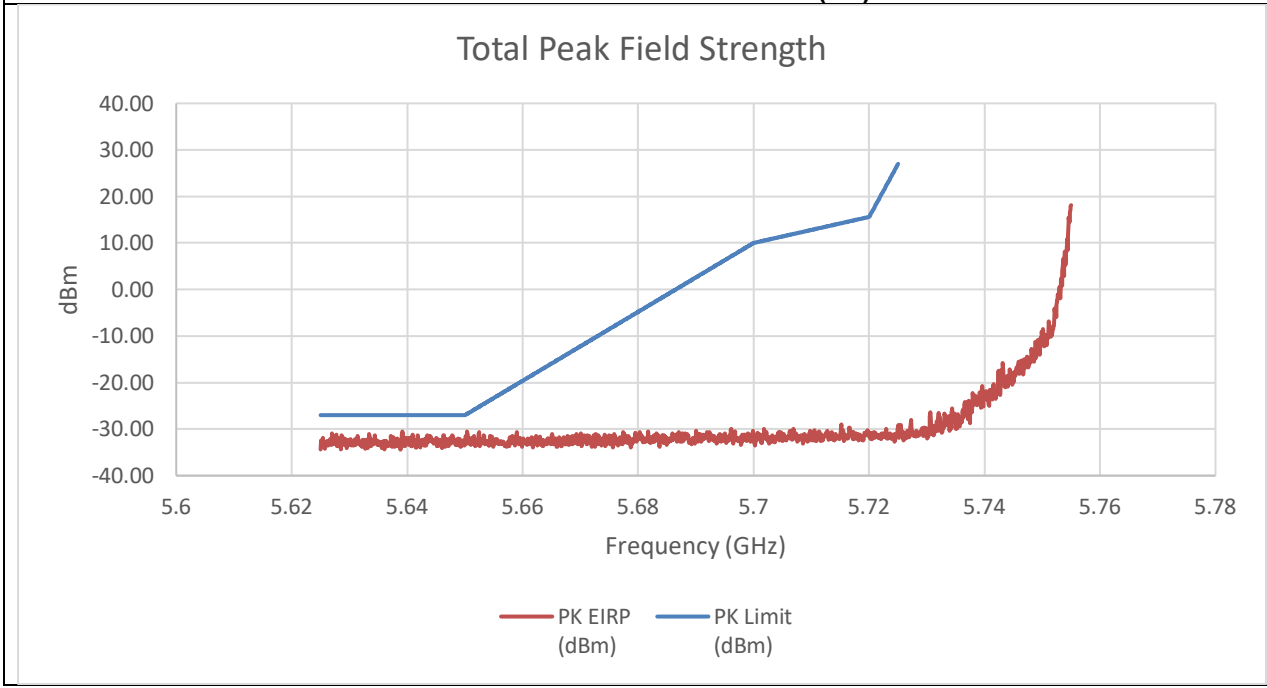

Summed Pk Data at Restricted Band

Frequency (GHz)	PK Reading C1 (dBm)	PK Reading C2 (dBm)	PK EIRP (dBm)	PK EIRP Limit (dBm) (dBuV/m)	Margin (dB)
5.64	-43.20	-49.15	-30.55	-27.00	-3.55

An array gain of 11.67 dBi was used in the calculation of the summed data.

UL LLC
12 Laboratory Drive, Research Triangle Park, NC 27709; USA TEL:(919)549-1400
This report shall not be reproduced except in full, without the written approval of UL LLC

TX ABOVE 1 GHz 802.11be EHT20 106T+26T MODE IN THE 5.8 GHz BAND

2TX CHAIN 0 + CHAIN 1 MODE (Low Gain) 5745 MHz

SUMMED BANDEDGE DATA (Pk)

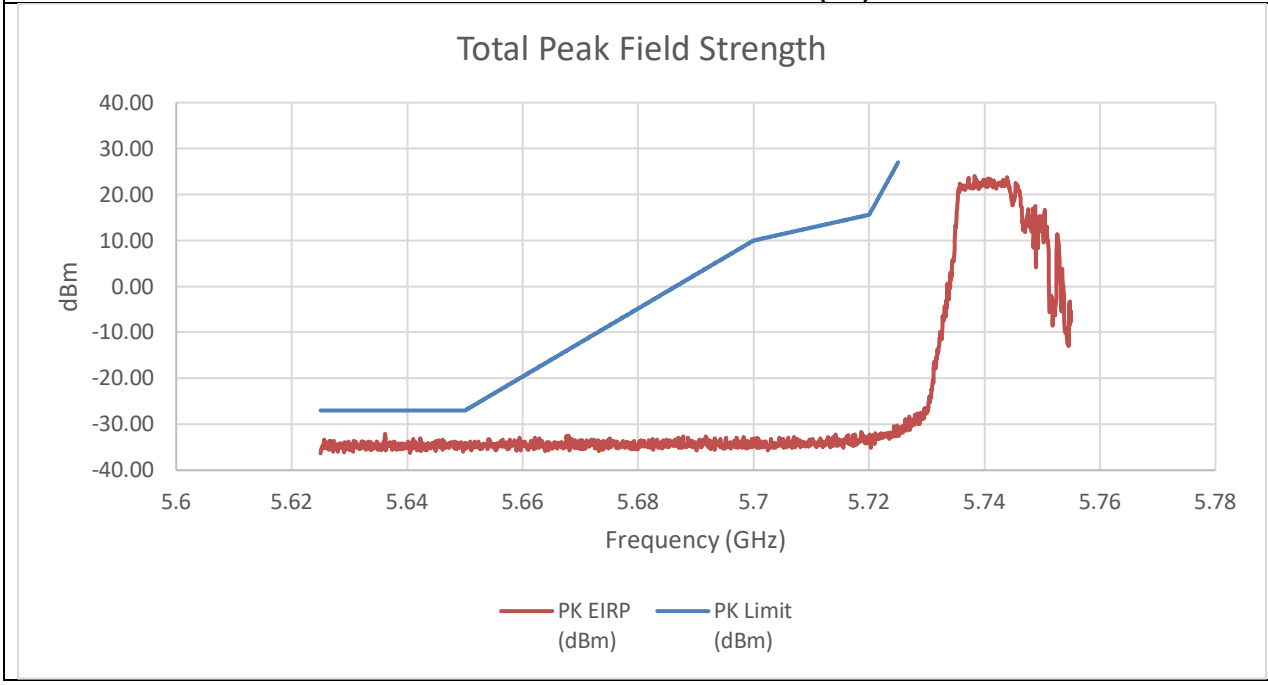

Summed Pk Data at Restricted Band

Frequency (GHz)	PK Reading C1 (dBm)	PK Reading C2 (dBm)	PK EIRP (dBm)	PK Limit (dBm)	Margin (dB)
5.64	-43.42	-43.14	-32.06	-27.00	-5.06

An array gain of 8.21 dBi was used in the calculation of the summed data.

UL LLC
12 Laboratory Drive, Research Triangle Park, NC 27709; USA TEL:(919)549-1400
This report shall not be reproduced except in full, without the written approval of UL LLC

2TX CHAIN 0 + CHAIN 1 MODE (Low Gain) 5765 MHz

SUMMED BANDEDGE DATA (Pk)

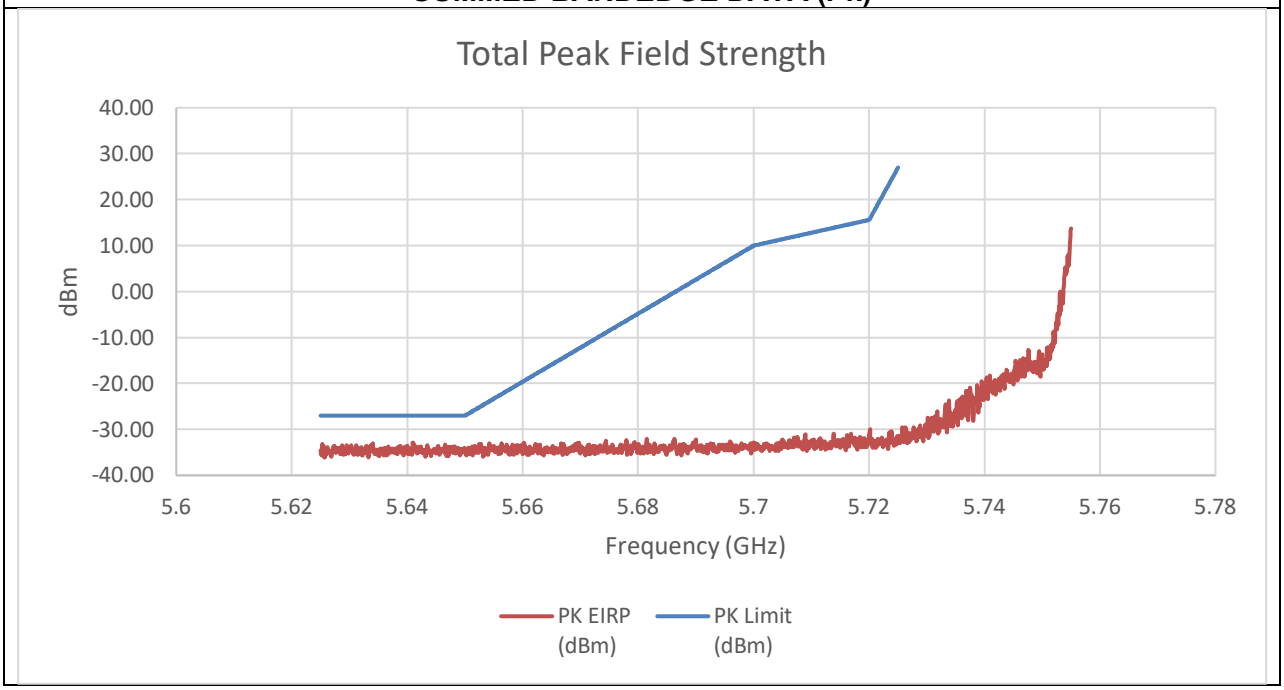

Summed Pk Data at Restricted Band

Frequency (GHz)	PK Reading C1 (dBm)	PK Reading C2 (dBm)	PK EIRP (dBm)	PK Limit (dBm)	Margin (dB)
5.64	-43.17	-45.31	-32.89	-27.00	-5.89

An array gain of 8.21 dBi was used in the calculation of the summed data.

UL LLC
12 Laboratory Drive, Research Triangle Park, NC 27709; USA TEL:(919)549-1400
This report shall not be reproduced except in full, without the written approval of UL LLC

2TX CHAIN 0 + CHAIN 1 MODE (Mid Gain) 5745 MHz

SUMMED BANDEDGE DATA (Pk)

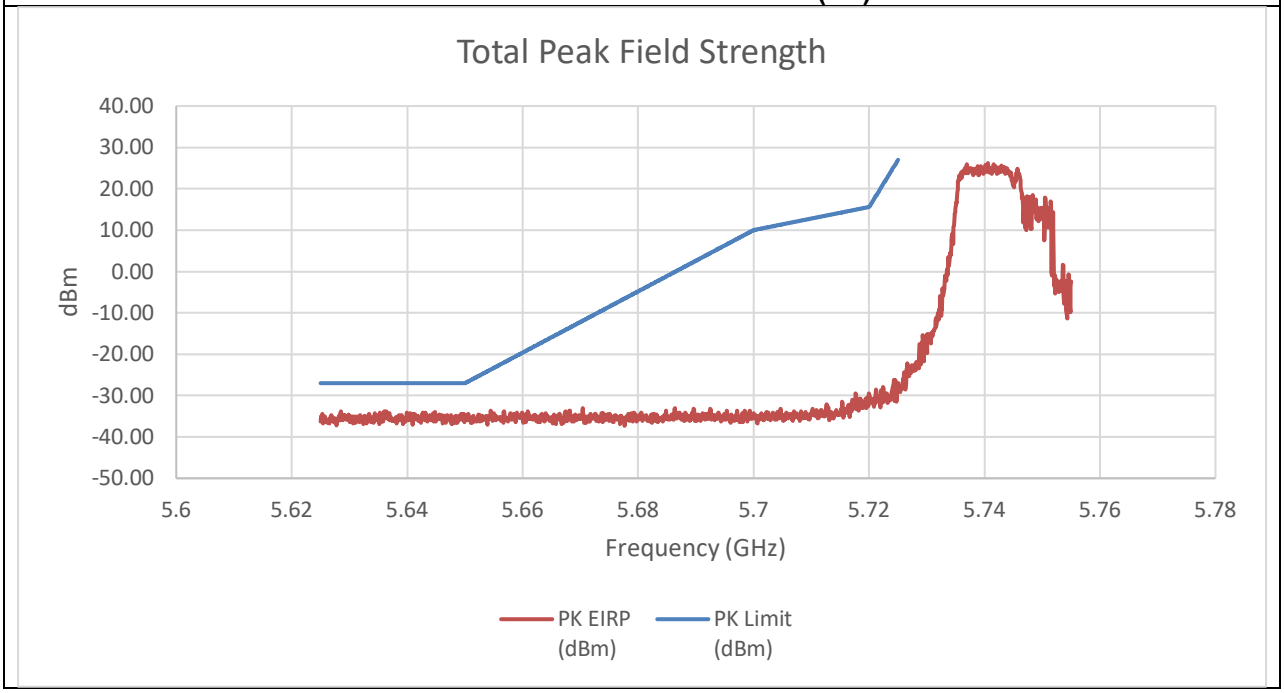

Summed Pk Data at Restricted Band

Frequency (GHz)	PK Reading C1 (dBm)	PK Reading C2 (dBm)	PK EIRP (dBm)	PK Limit (dBm)	Margin (dB)
5.64	-45.28	-50.51	-33.83	-27.00	-6.83

An array gain of 10.31 dBi was used in the calculation of the summed data.

UL LLC
12 Laboratory Drive, Research Triangle Park, NC 27709; USA TEL:(919)549-1400
This report shall not be reproduced except in full, without the written approval of UL LLC

2TX CHAIN 0 + CHAIN 1 MODE (Mid Gain) 5765 MHz

SUMMED BANDEDGE DATA (Pk)

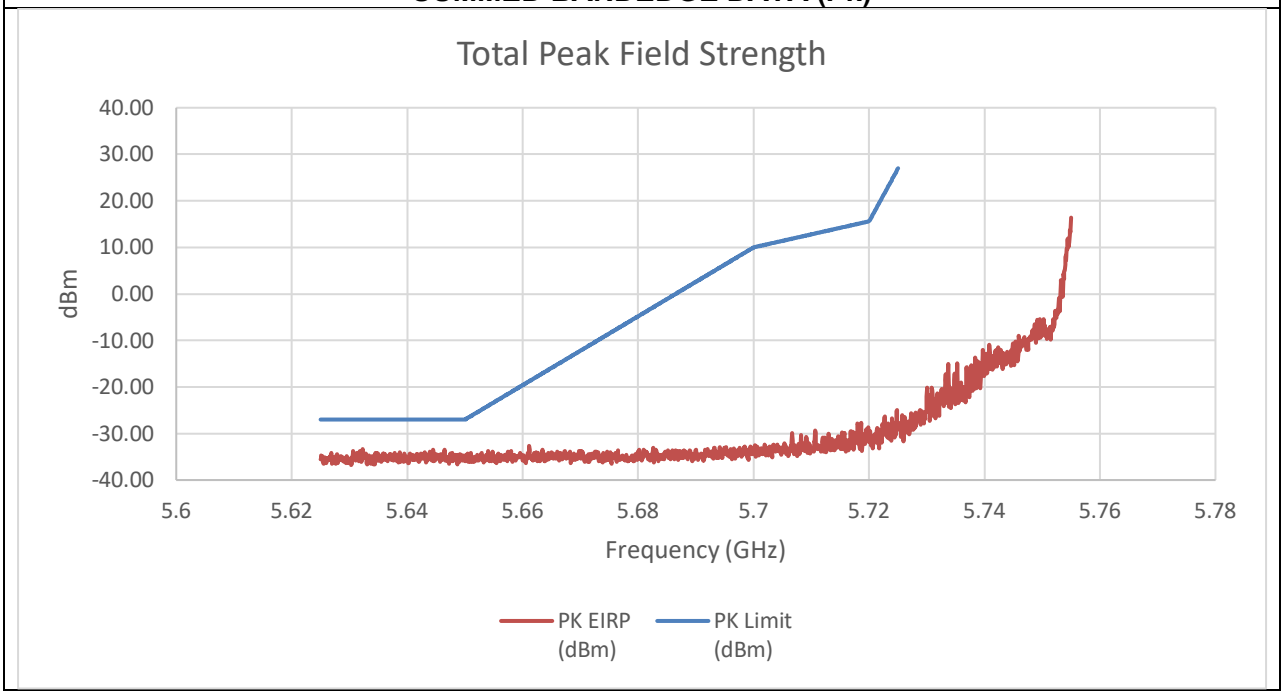

Summed Pk Data at Restricted Band

Frequency (GHz)	PK Reading C1 (dBm)	PK Reading C2 (dBm)	PK EIRP (dBm)	PK Limit (dBm)	Margin (dB)
5.63	-45.74	-47.72	-33.30	-27.00	-6.30

An array gain of 10.31 dBi was used in the calculation of the summed data.

UL LLC
12 Laboratory Drive, Research Triangle Park, NC 27709; USA TEL:(919)549-1400
This report shall not be reproduced except in full, without the written approval of UL LLC

2TX CHAIN 0 + CHAIN 1 MODE (High Gain) 5745 MHz

PK MEASUREMENT

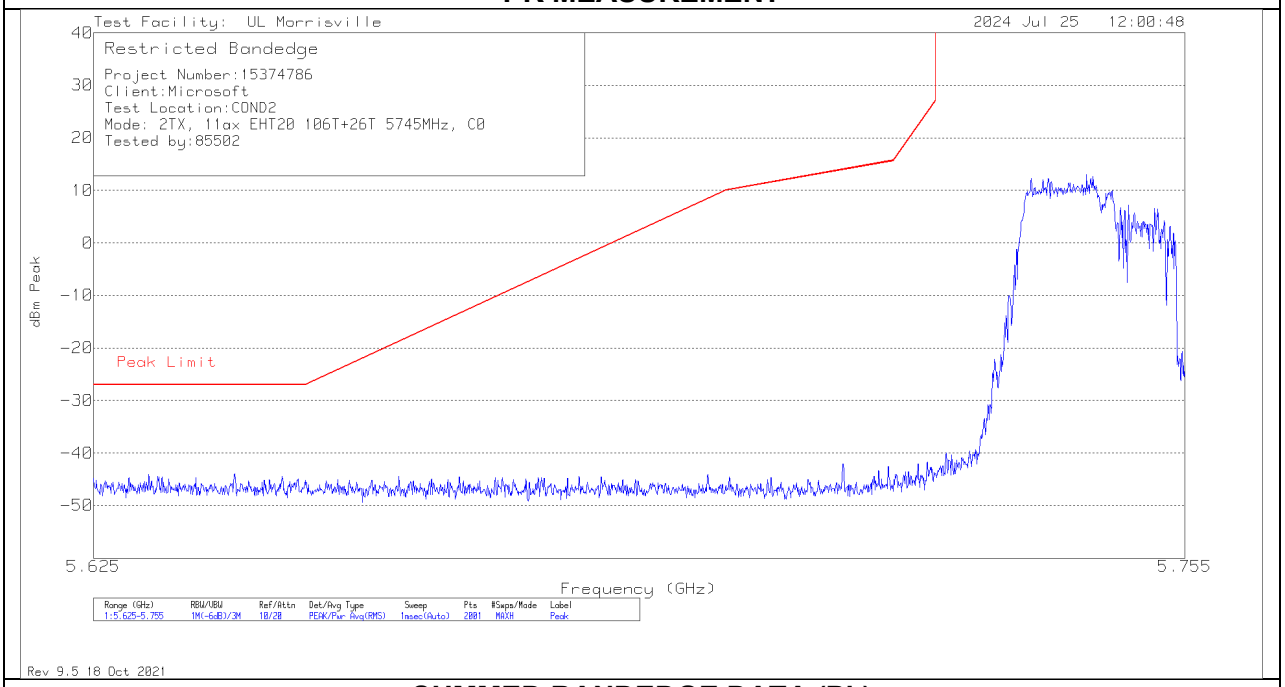

SUMMED BANDEDGE DATA (Pk)

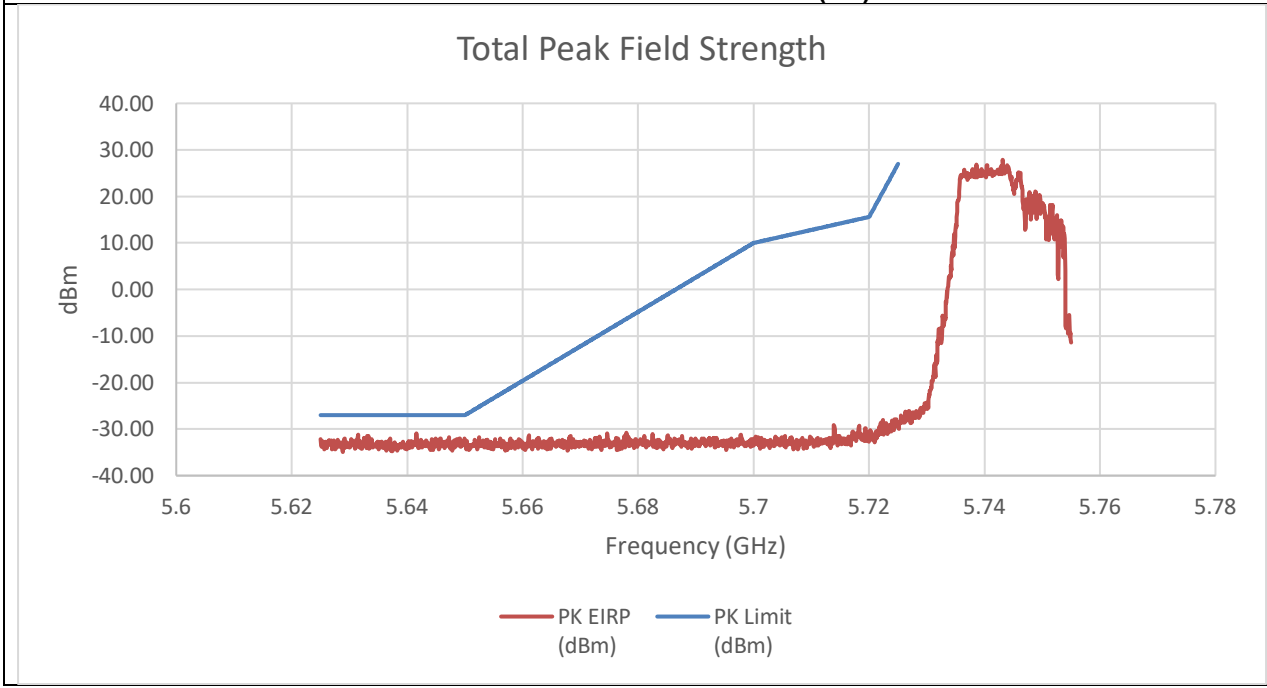

Summed Pk Data at Restricted Band

Frequency (GHz)	PK Reading C1 (dBm)	PK Reading C2 (dBm)	PK EIRP (dBm)	PK EIRP Limit (dBm) (dBuV/m)	Margin (dB)
5.64	-44.12	-47.92	-30.94	-27.00	-3.94

An array gain of 11.67 dBi was used in the calculation of the summed data.

UL LLC
12 Laboratory Drive, Research Triangle Park, NC 27709; USA TEL:(919)549-1400
This report shall not be reproduced except in full, without the written approval of UL LLC

2TX CHAIN 0 + CHAIN 1 MODE (High Gain) 5765 MHz

PK MEASUREMENT

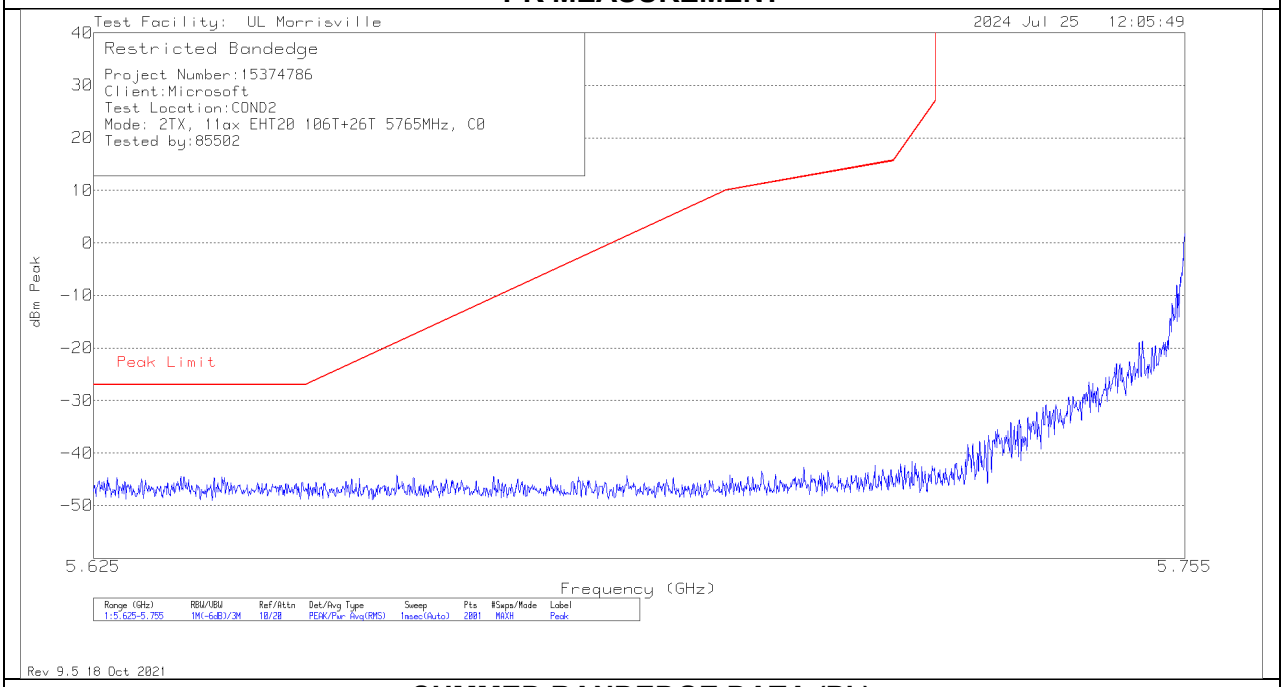

SUMMED BANDEDGE DATA (Pk)

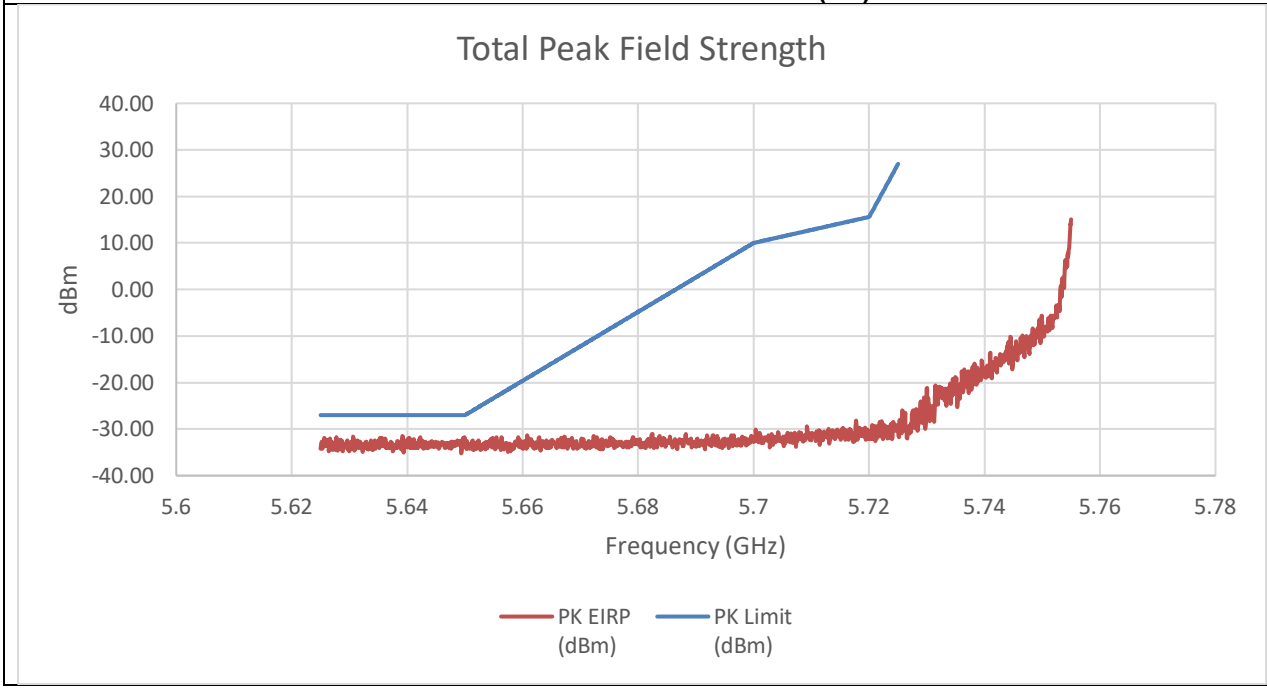

Summed Pk and Av Data at Restricted Band

Frequency (GHz)	PK Reading C1 (dBm)	PK Reading C2 (dBm)	PK EIRP (dBm)	PK EIRP Limit (dBm) (dBuV/m)	Margin (dB)
5.64	-44.64	-48.55	-31.49	-27.00	-4.49

An array gain of 11.67 dBi was used in the calculation of the summed data.

UL LLC
12 Laboratory Drive, Research Triangle Park, NC 27709; USA TEL:(919)549-1400
This report shall not be reproduced except in full, without the written approval of UL LLC

TX ABOVE 1 GHz 802.11be EHT20 242T MODE IN THE 5.8 GHz BAND

2TX CHAIN 0 + CHAIN 1 MODE (Low Gain) 5745 MHz

SUMMED BANDEDGE DATA (Pk)

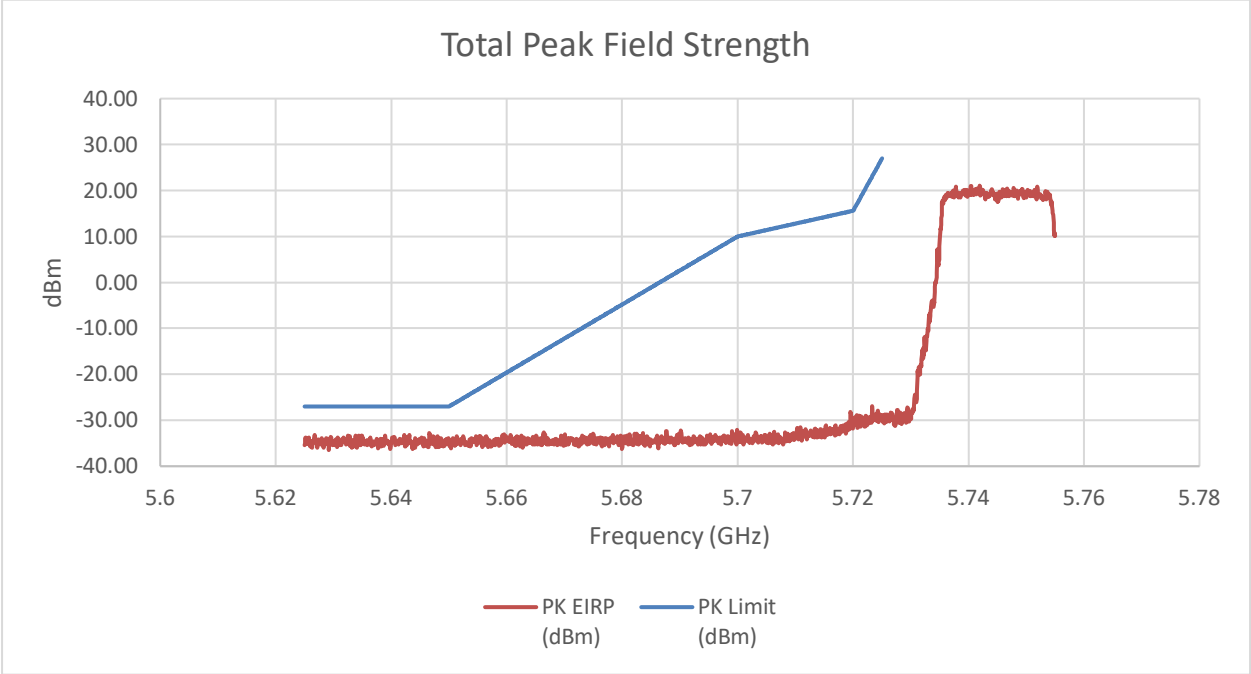

Summed Pk Data at Restricted Band

Frequency (GHz)	PK Reading C1 (dBm)	PK Reading C2 (dBm)	PK EIRP (dBm)	PK Limit (dBm)	Margin (dB)
5.65	-45.93	-42.64	-32.76	-27.00	-5.76

An array gain of 8.21 dBi was used in the calculation of the summed data.

UL LLC
12 Laboratory Drive, Research Triangle Park, NC 27709; USA TEL:(919)549-1400
This report shall not be reproduced except in full, without the written approval of UL LLC

2TX CHAIN 0 + CHAIN 1 MODE (Low Gain) 5765 MHz

SUMMED BANDEDGE DATA (Pk)

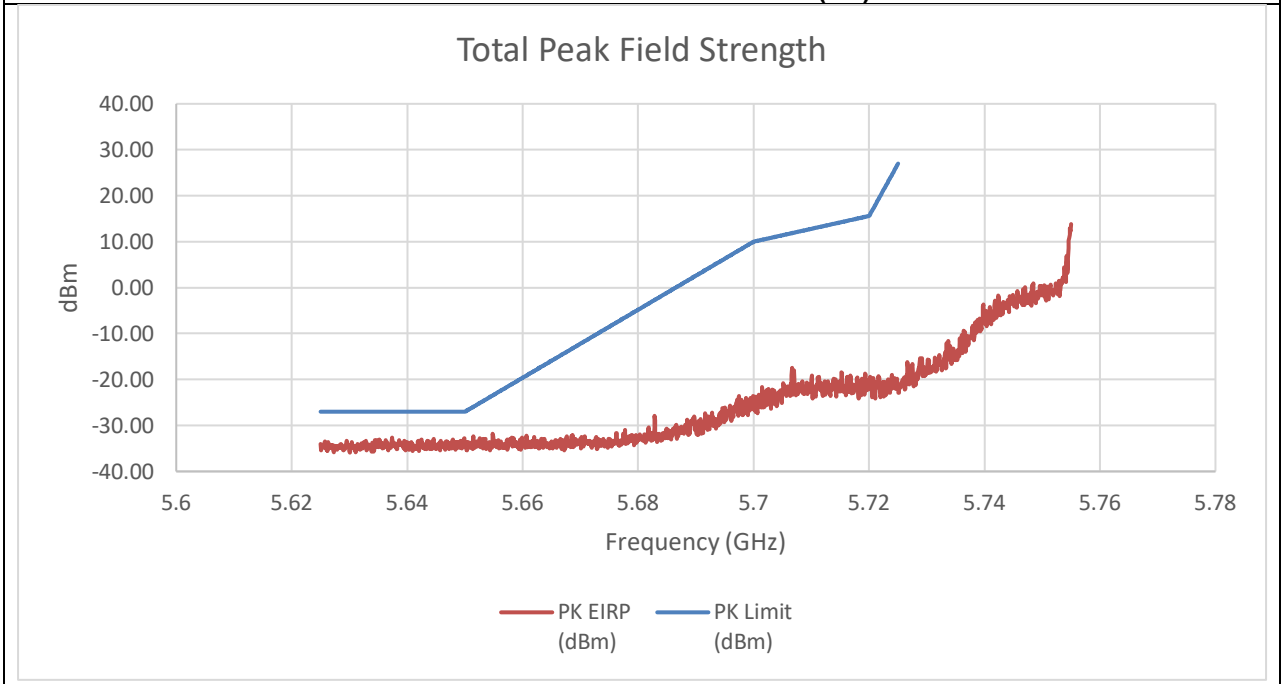

Summed Pk Data at Restricted Band

Frequency (GHz)	PK Reading C1 (dBm)	PK Reading C2 (dBm)	PK EIRP (dBm)	PK Limit (dBm)	Margin (dB)
5.64	-43.90	-43.84	-32.65	-27.00	-5.65

An array gain of 8.21 dBi was used in the calculation of the summed data.

UL LLC
12 Laboratory Drive, Research Triangle Park, NC 27709; USA TEL:(919)549-1400
This report shall not be reproduced except in full, without the written approval of UL LLC

2TX CHAIN 0 + CHAIN 1 MODE (Mid Gain) 5745 MHz

SUMMED BANDEDGE DATA (Pk)

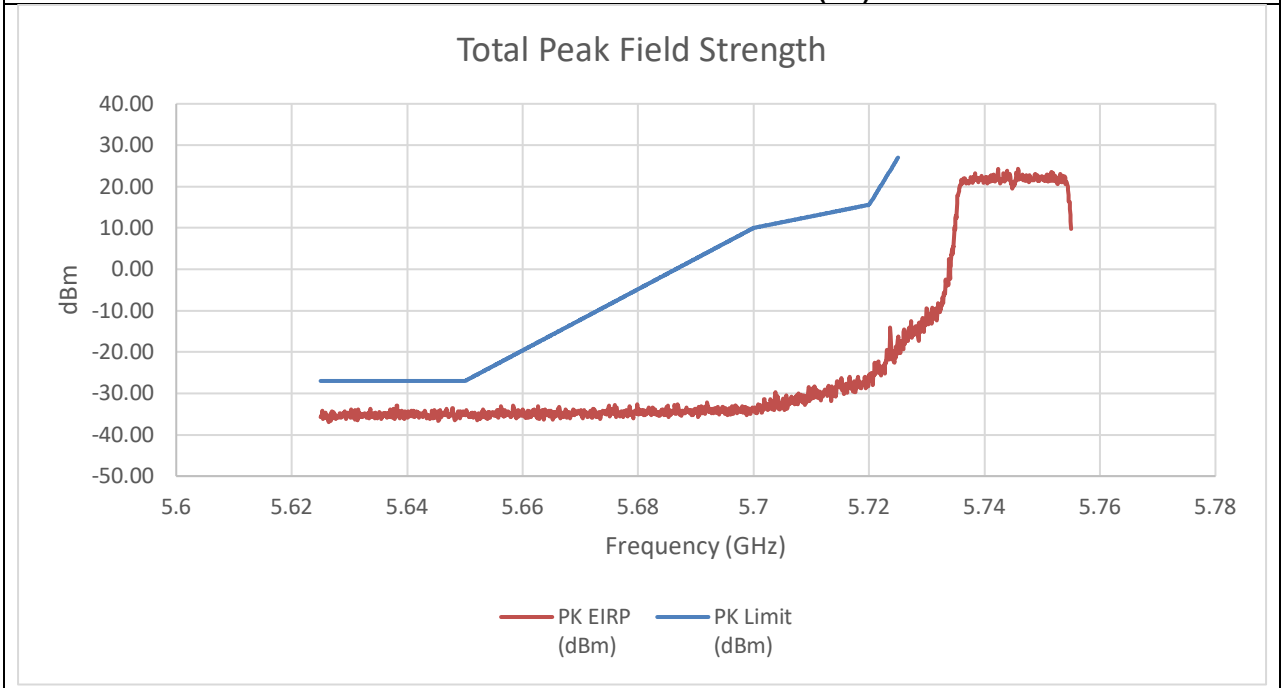

Summed Pk Data at Restricted Band

Frequency (GHz)	PK Reading C1 (dBm)	PK Reading C2 (dBm)	PK EIRP (dBm)	PK Limit (dBm)	Margin (dB)
5.64	-46.29	-46.19	-32.92	-27.00	-5.92

An array gain of 10.31 dBi was used in the calculation of the summed data.

UL LLC
12 Laboratory Drive, Research Triangle Park, NC 27709; USA TEL:(919)549-1400
This report shall not be reproduced except in full, without the written approval of UL LLC

2TX CHAIN 0 + CHAIN 1 MODE (Mid Gain) 5765 MHz

SUMMED BANDEDGE DATA (Pk)

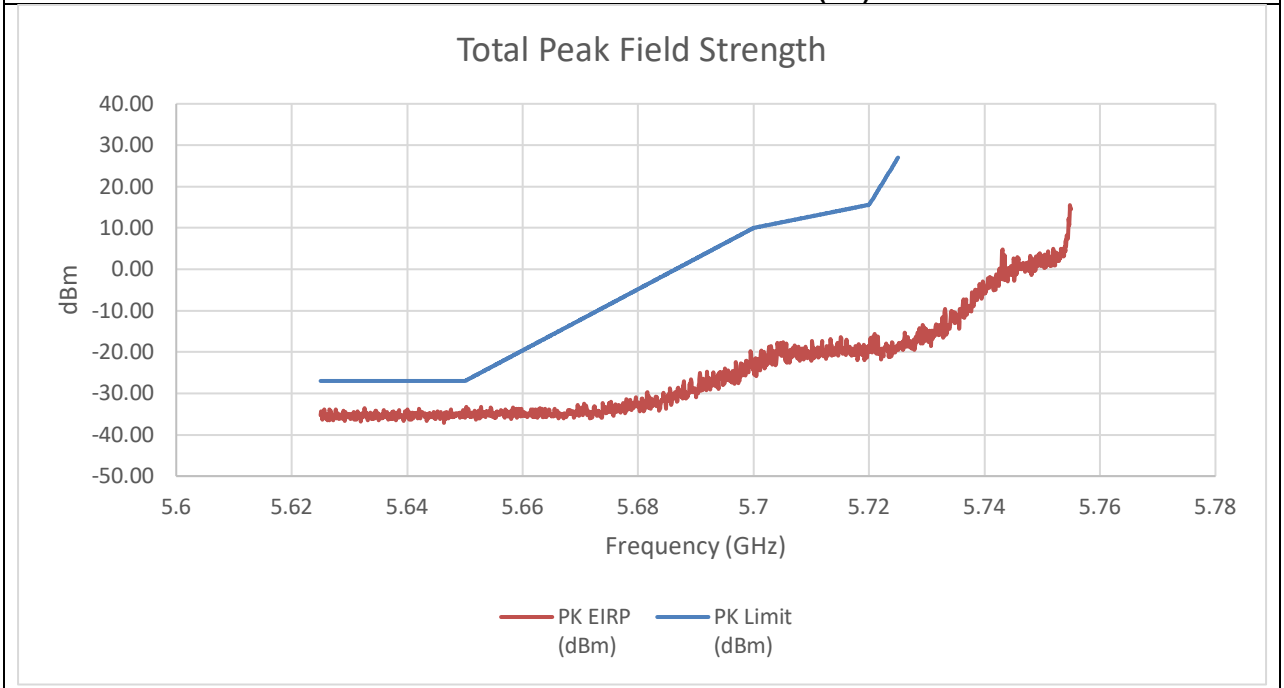

Summed Pk Data at Restricted Band

Frequency (GHz)	PK Reading C1 (dBm)	PK Reading C2 (dBm)	PK EIRP (dBm)	PK Limit (dBm)	Margin (dB)
5.65	-46.37	-46.92	-33.32	-26.86	-6.46

An array gain of 10.31 dBi was used in the calculation of the summed data.

UL LLC
12 Laboratory Drive, Research Triangle Park, NC 27709; USA TEL:(919)549-1400
This report shall not be reproduced except in full, without the written approval of UL LLC

2TX CHAIN 0 + CHAIN 1 MODE (High Gain) 5745 MHz

PK MEASUREMENT

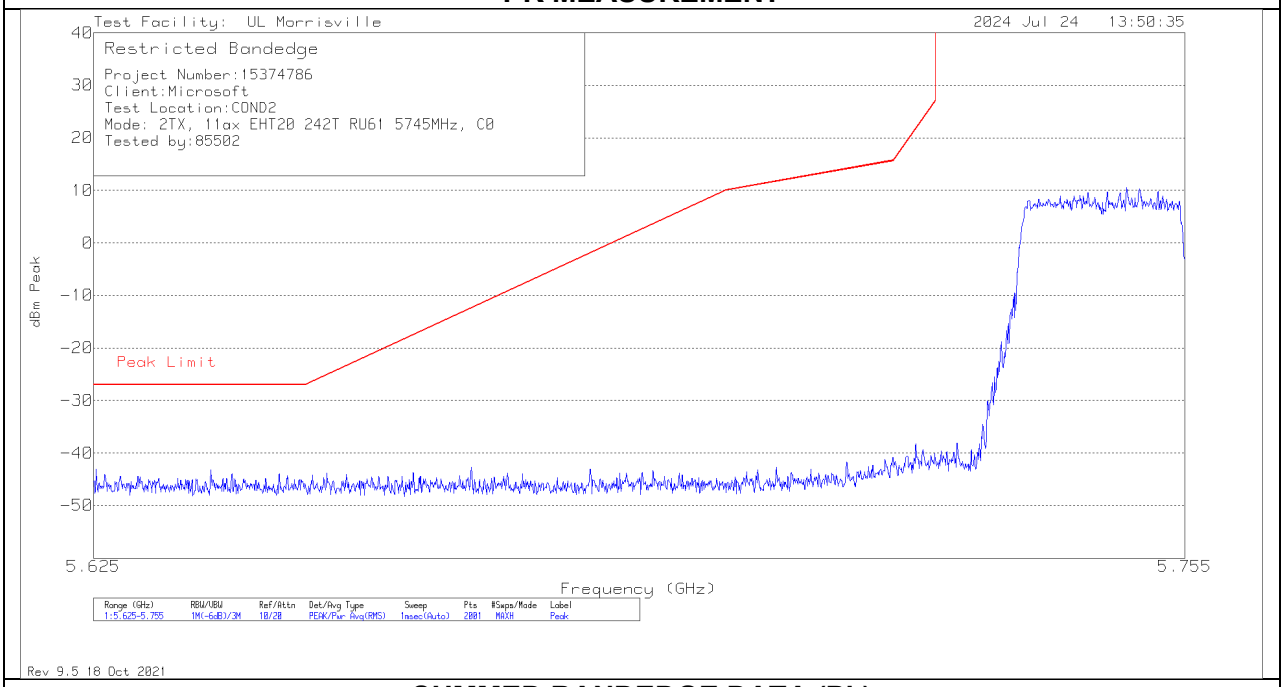

SUMMED BANDEDGE DATA (Pk)

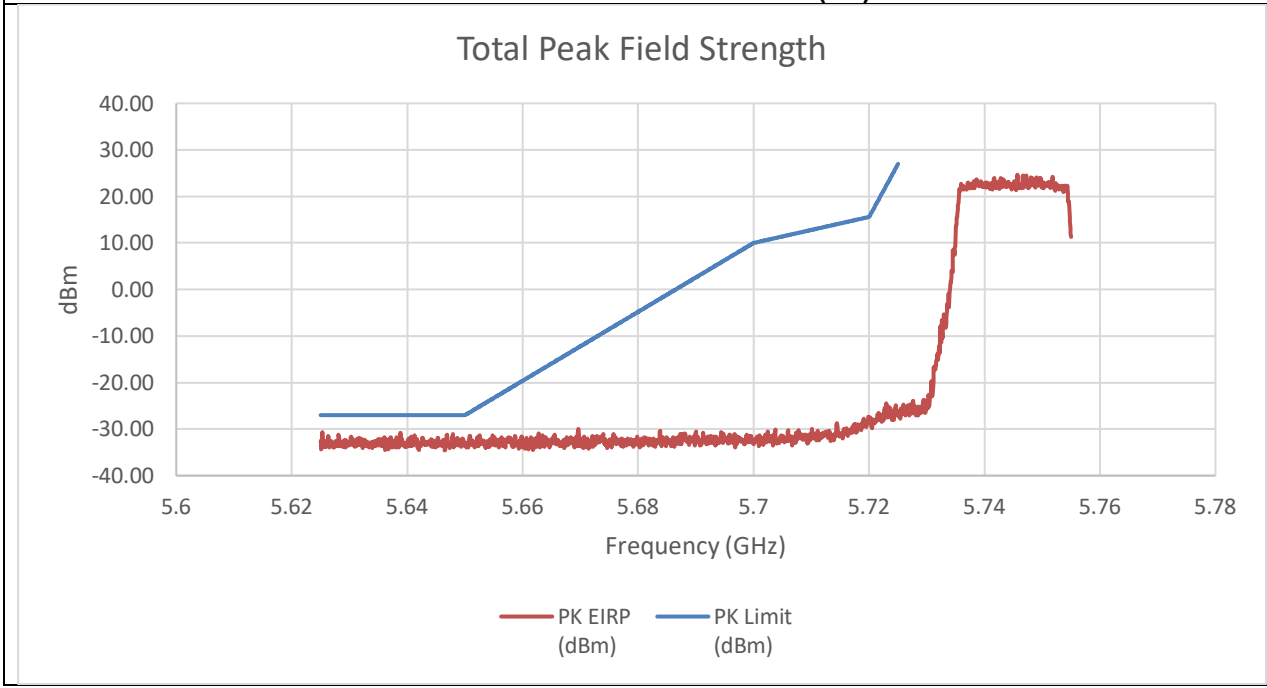

Summed Pk Data at Restricted Band

Frequency (GHz)	PK Reading C1 (dBm)	PK Reading C2 (dBm)	PK EIRP (dBm)	PK EIRP Limit (dBm) (dBuV/m)	Margin (dB)
5.63	-43.12	-50.27	-30.68	-27.00	-3.68

An array gain of 11.67 dBi was used in the calculation of the summed data.

UL LLC
12 Laboratory Drive, Research Triangle Park, NC 27709; USA TEL:(919)549-1400
This report shall not be reproduced except in full, without the written approval of UL LLC

2TX CHAIN 0 + CHAIN 1 MODE (High Gain) 5765 MHz

PK MEASUREMENT

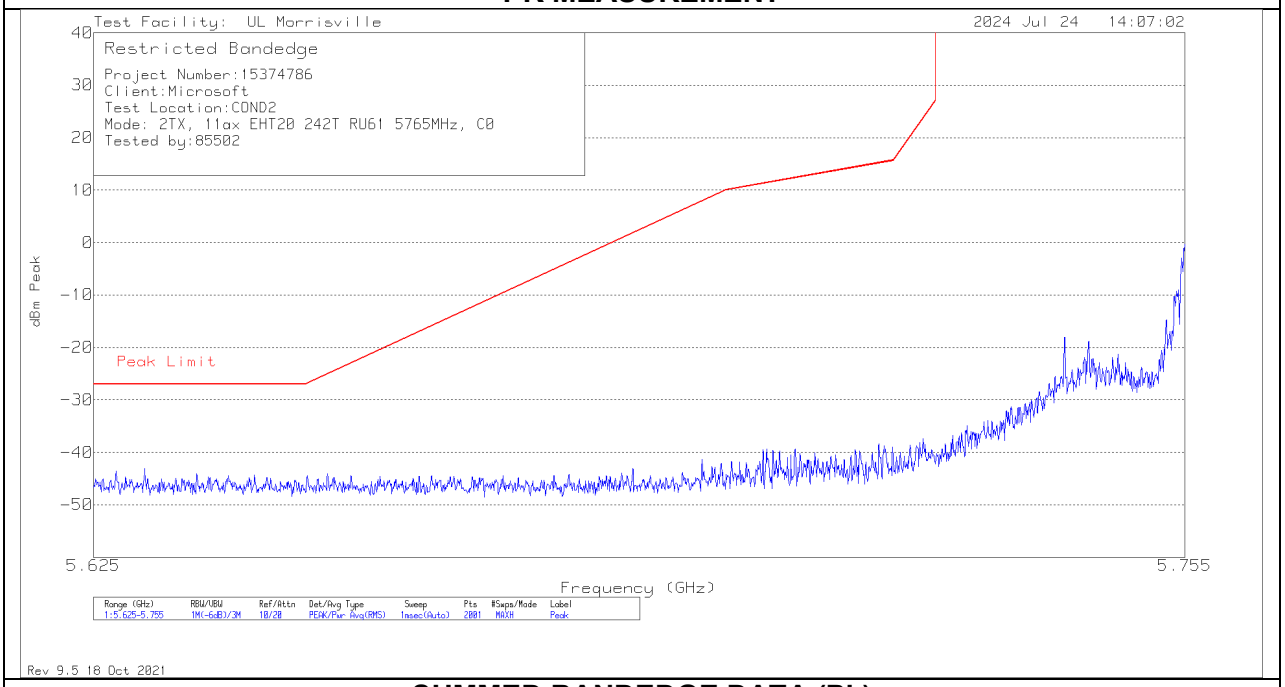

SUMMED BANDEDGE DATA (Pk)

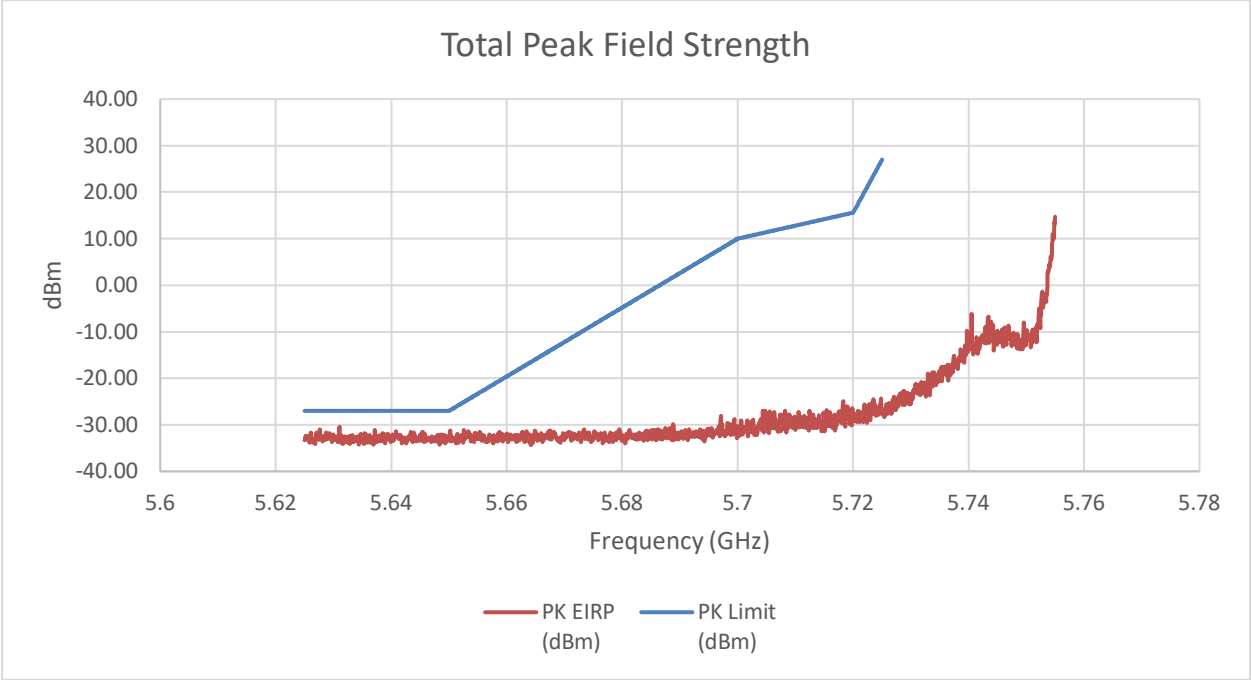

Summed Pk Data at Restricted Band

Frequency (GHz)	PK Reading C1 (dBm)	PK Reading C2 (dBm)	PK EIRP (dBm)	PK EIRP Limit (dBm) (dBuV/m)	Margin (dB)
5.63	-43.12	-48.86	-30.42	-27.00	-3.42

UL LLC
12 Laboratory Drive, Research Triangle Park, NC 27709; USA TEL:(919)549-1400
This report shall not be reproduced except in full, without the written approval of UL LLC

An array gain of 11.67 dBi was used in the calculation of the summed data.

UL LLC
12 Laboratory Drive, Research Triangle Park, NC 27709; USA TEL:(919)549-1400
This report shall not be reproduced except in full, without the written approval of UL LLC

10.1.31. TX ABOVE 1 GHz 802.11BE EHT40 MODE IN THE 5.8 GHz BAND

TX ABOVE 1 GHz 802.11be EHT40 484T MODE IN THE 5.8 GHz BAND

2TX CHAIN 0 + CHAIN 1 MODE (Low Gain) 5755 MHz

SUMMED BANDEDGE DATA (Pk)

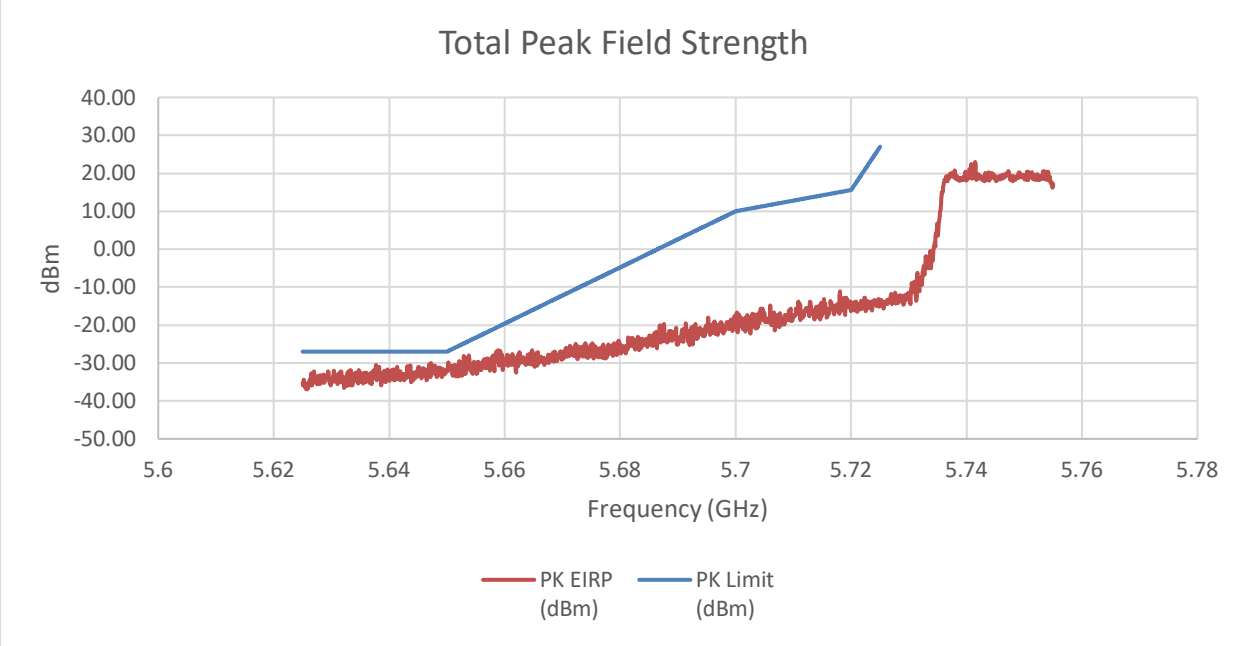

Summed Pk Data at Restricted Band

Frequency (GHz)	PK Reading C1 (dBm)	PK Reading C2 (dBm)	PK EIRP (dBm)	PK Limit (dBm)	Margin (dB)
5.65	-44.32	-39.13	-29.77	-26.86	-2.92

An array gain of 8.21 dBi was used in the calculation of the summed data.

UL LLC
12 Laboratory Drive, Research Triangle Park, NC 27709; USA TEL:(919)549-1400
This report shall not be reproduced except in full, without the written approval of UL LLC

2TX CHAIN 0 + CHAIN 1 MODE (Mid Gain) 5755 MHz

SUMMED BANDEDGE DATA (Pk)

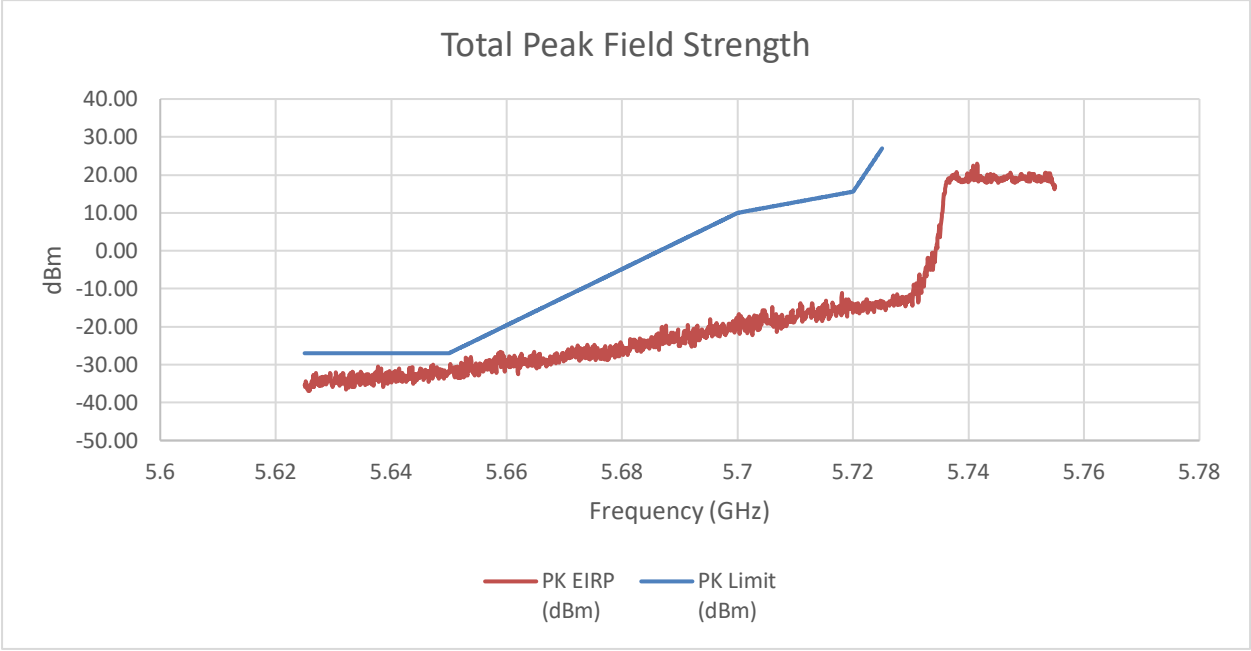

Summed Pk Data at Restricted Band

Frequency (GHz)	PK Reading C1 (dBm)	PK Reading C2 (dBm)	PK EIRP (dBm)	PK Limit (dBm)	Margin (dB)
5.65	-44.32	-39.13	-27.67	-26.86	-0.82

An array gain of 10.31 dBi was used in the calculation of the summed data.

UL LLC
12 Laboratory Drive, Research Triangle Park, NC 27709; USA TEL:(919)549-1400
This report shall not be reproduced except in full, without the written approval of UL LLC

2TX CHAIN 0 + CHAIN 1 MODE (High Gain) 5755 MHz

PK MEASUREMENT

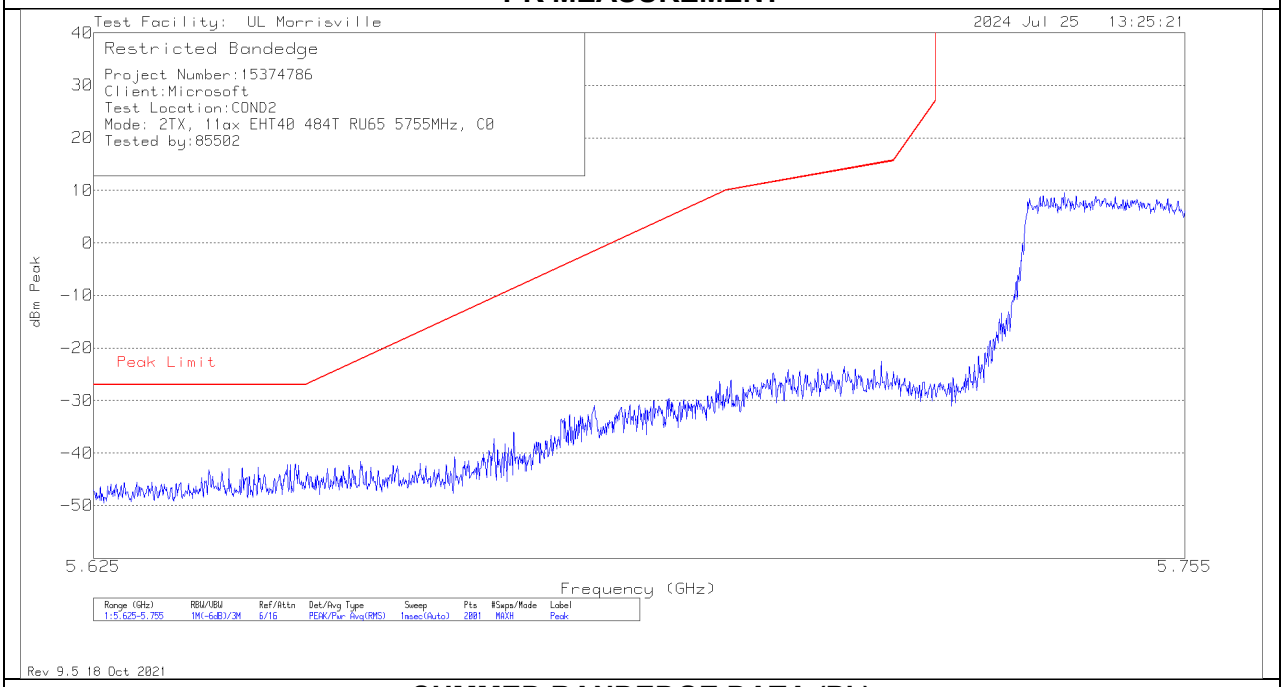

SUMMED BANDEDGE DATA (Pk)

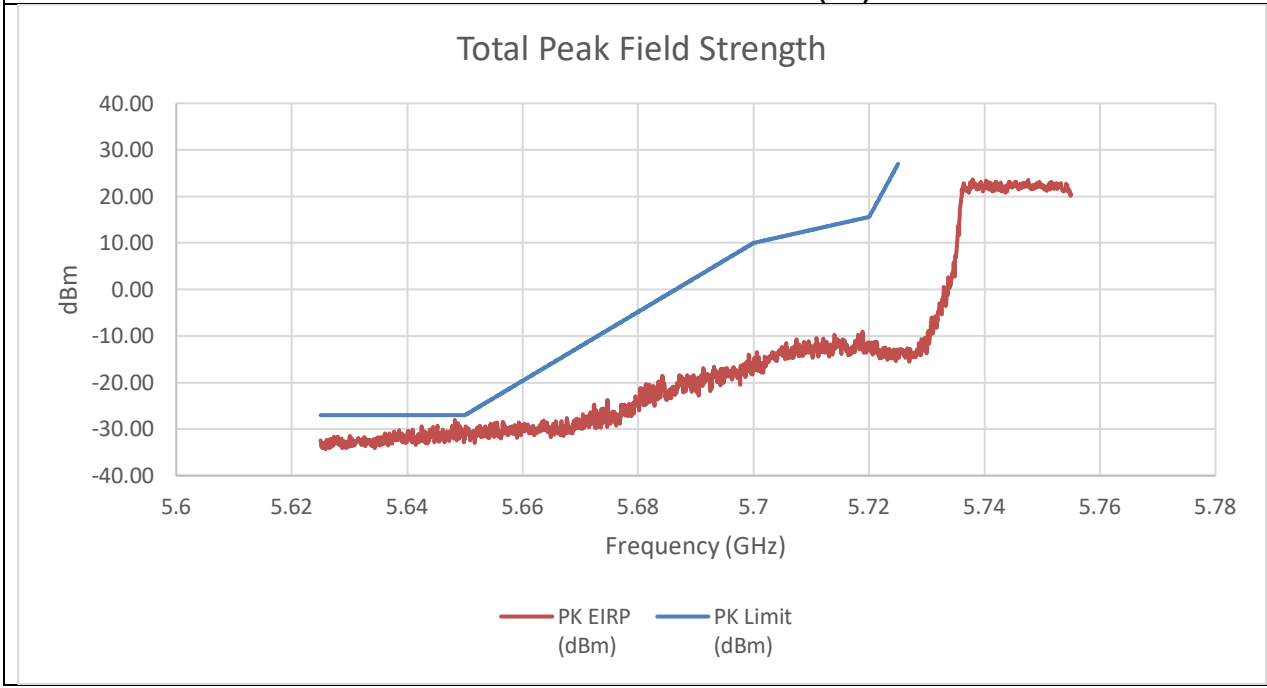

Summed Pk and Av Data at Restricted Band

Frequency (GHz)	PK Reading C1 (dBm)	PK Reading C2 (dBm)	PK EIRP (dBm)	PK EIRP Limit (dBm) (dBuV/m)	Margin (dB)
5.65	-43.06	-42.32	-27.99	-27.00	-0.99

An array gain of 11.67 dBi was used in the calculation of the summed data.

UL LLC
12 Laboratory Drive, Research Triangle Park, NC 27709; USA TEL:(919)549-1400
This report shall not be reproduced except in full, without the written approval of UL LLC

10.1.32. TX ABOVE 1 GHz 802.11BE EHT80 MODE IN THE 5.8 GHz BAND

TX ABOVE 1 GHz 802.11be EHT80 484T+242T (C) MODE IN THE 5.8 GHz BAND

2TX CHAIN 0 + CHAIN 1 MODE (Low Gain) 5775 MHz

SUMMED BANDEDGE DATA (Pk)

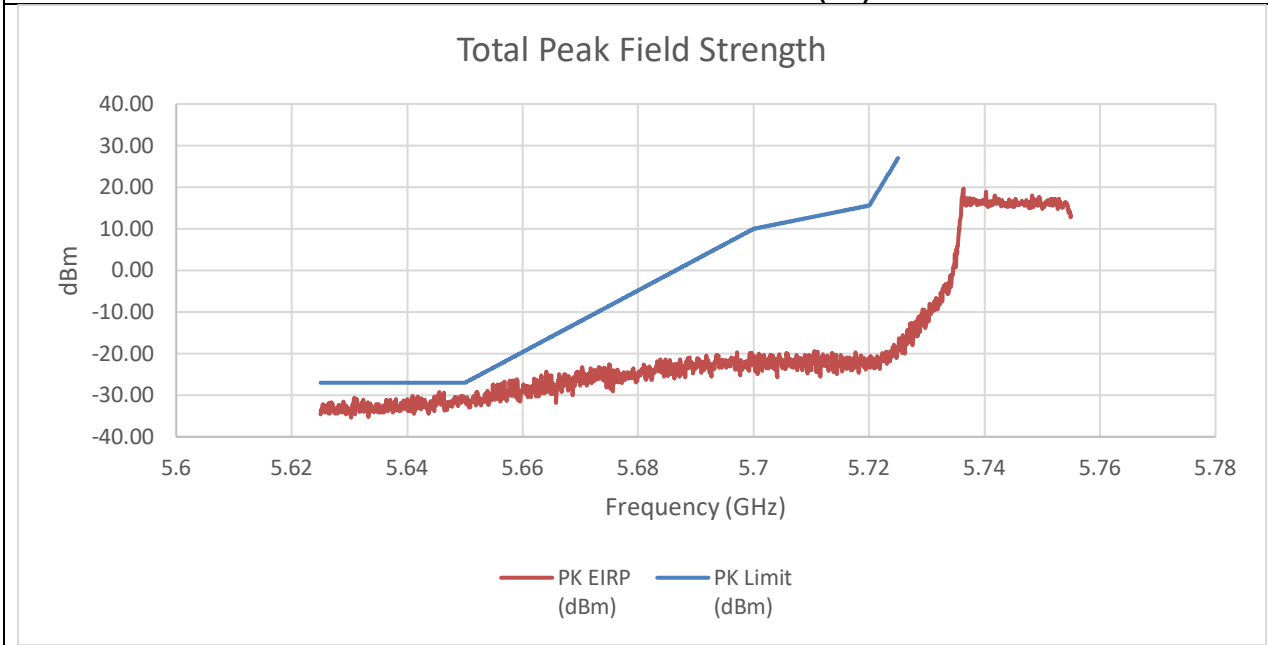

Summed Pk Data at Restricted Band

Frequency (GHz)	PK Reading C1 (dBm)	PK Reading C2 (dBm)	PK EIRP (dBm)	PK Limit (dBm)	Margin (dB)
5.65	-39.55	-41.73	-29.28	-27.00	-2.28

An array gain of 8.21 dBi was used in the calculation of the summed data.

UL LLC
12 Laboratory Drive, Research Triangle Park, NC 27709; USA TEL:(919)549-1400
This report shall not be reproduced except in full, without the written approval of UL LLC

2TX CHAIN 0 + CHAIN 1 MODE (Mid Gain) 5775 MHz

SUMMED BANDEDGE DATA (Pk)

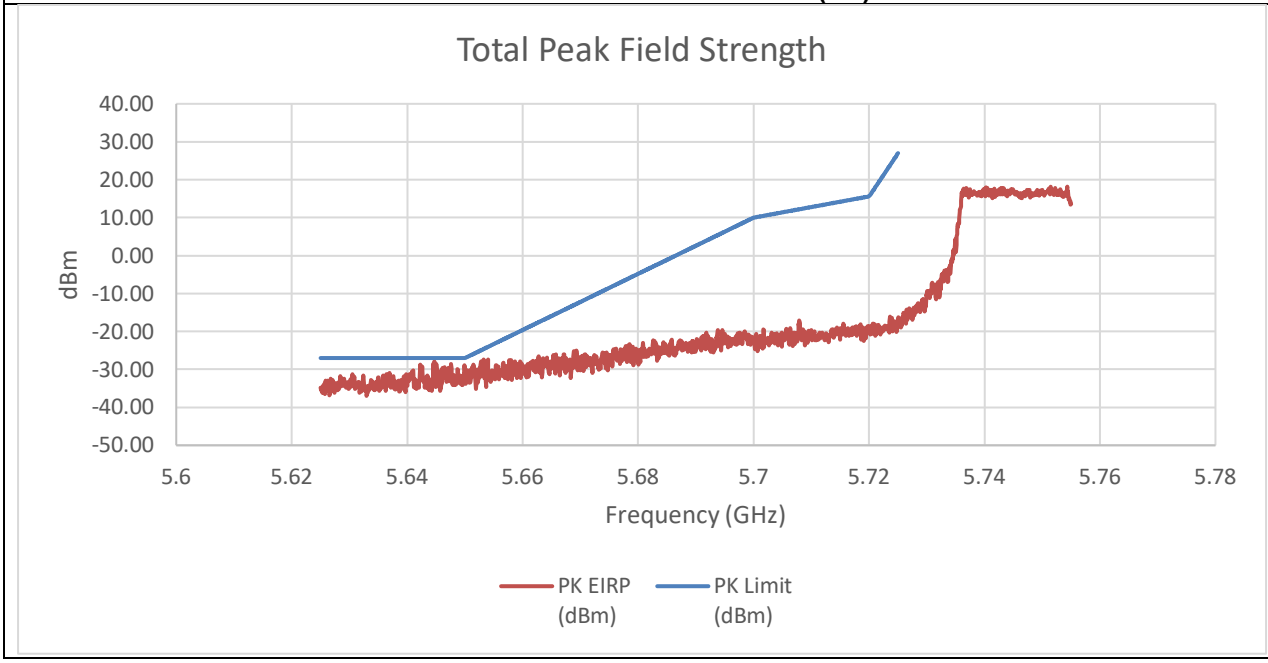

Summed Pk Data at Restricted Band

Frequency (GHz)	PK Reading C1 (dBm)	PK Reading C2 (dBm)	PK EIRP (dBm)	PK Limit (dBm)	Margin (dB)
5.64	-48.24	-38.67	-27.91	-27.00	-0.91

An array gain of 10.31 dBi was used in the calculation of the summed data.

UL LLC
12 Laboratory Drive, Research Triangle Park, NC 27709; USA TEL:(919)549-1400
This report shall not be reproduced except in full, without the written approval of UL LLC

2TX CHAIN 0 + CHAIN 1 MODE (High Gain) 5775 MHz

PK MEASUREMENT

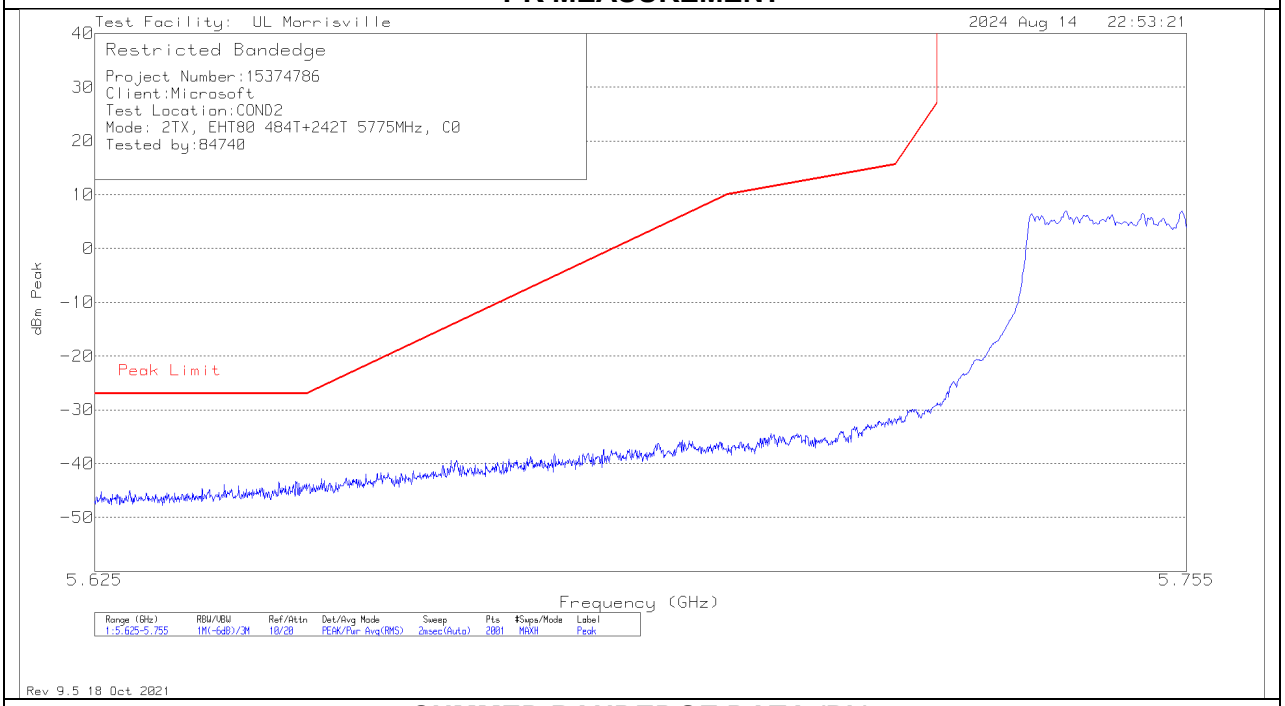

SUMMED BANDEDGE DATA (Pk)

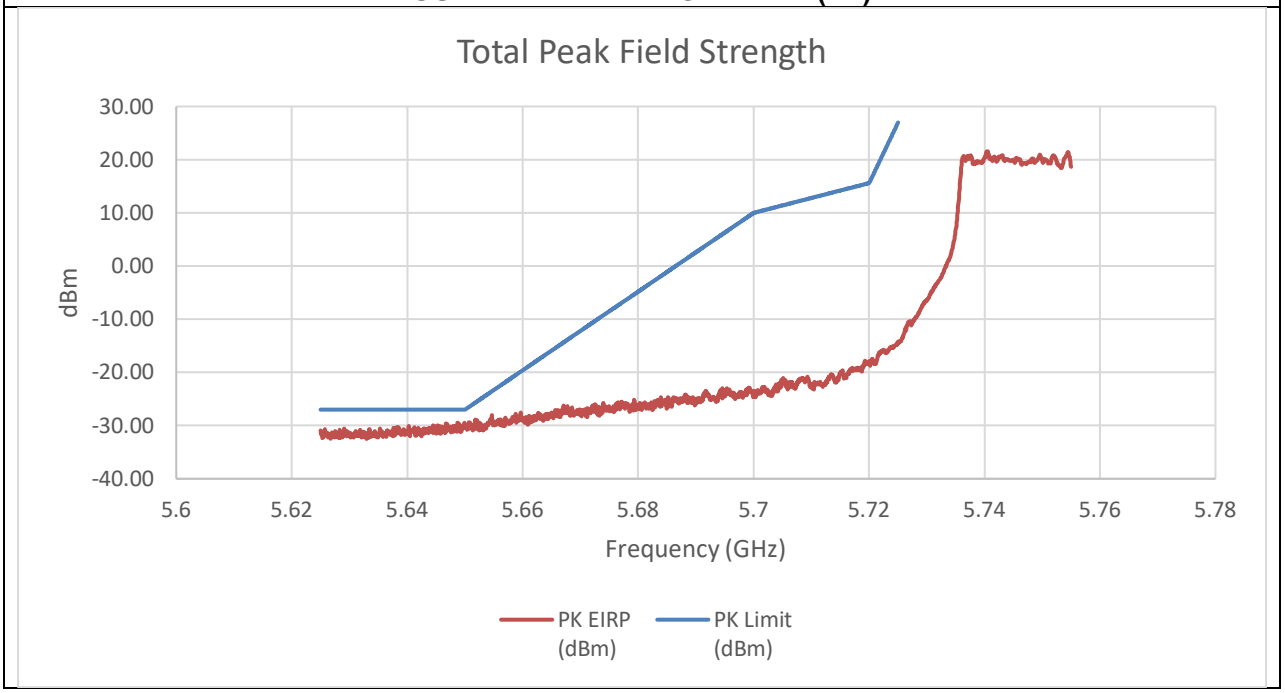

Summed Pk Data at Restricted Band

Frequency (GHz)	PK Reading C1 (dBm)	PK Reading C2 (dBm)	PK EIRP (dBm)	PK Limit (dBm)	Margin (dB)
5.65	-44.08	-44.14	-29.43	-27.00	-2.43

An array gain of 11.67 dBi was used in the calculation of the summed data.

UL LLC
12 Laboratory Drive, Research Triangle Park, NC 27709; USA TEL:(919)549-1400
This report shall not be reproduced except in full, without the written approval of UL LLC

TX ABOVE 1 GHz 802.11be EHT80 242T+484T (N) MODE IN THE 5.8 GHz BAND

2TX CHAIN 0 + CHAIN 1 MODE (Low Gain) 5775 MHz

SUMMED BANDEDGE DATA (Pk)

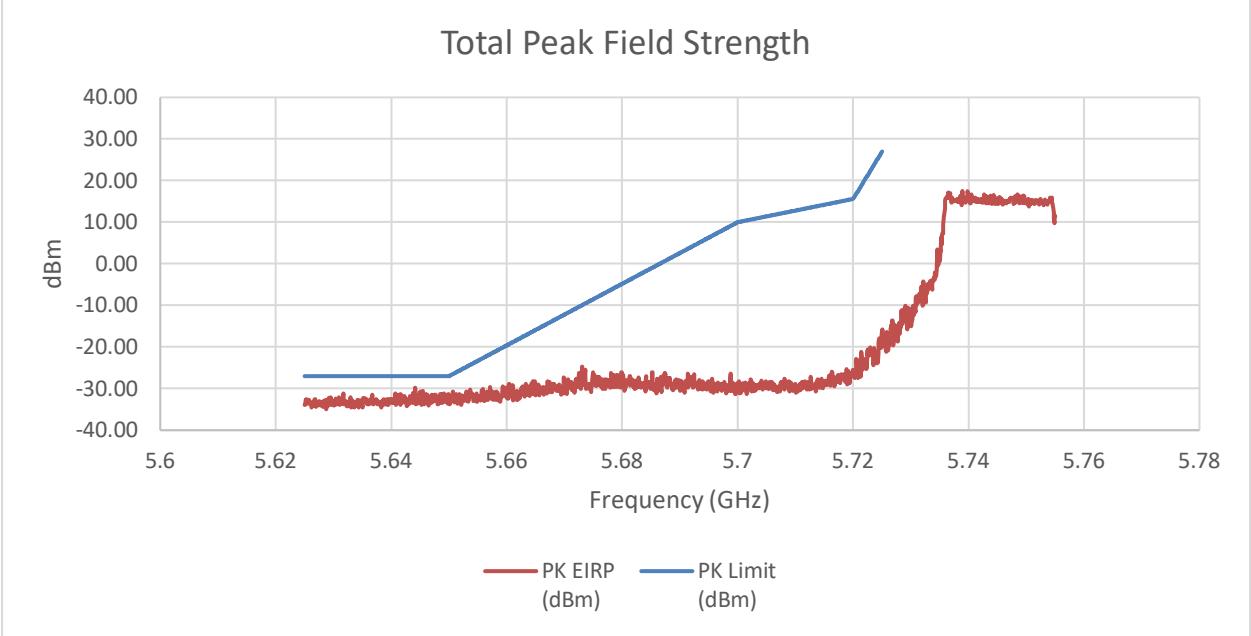

Summed Pk Data at Restricted Band

Frequency (GHz)	PK Reading C1 (dBm)	PK Reading C2 (dBm)	PK EIRP (dBm)	PK Limit (dBm)	Margin (dB)
5.64	-43.64	-39.37	-29.78	-27.00	-2.78

An array gain of 8.21 dBi was used in the calculation of the summed data.

UL LLC
12 Laboratory Drive, Research Triangle Park, NC 27709; USA TEL:(919)549-1400
This report shall not be reproduced except in full, without the written approval of UL LLC

2TX CHAIN 0 + CHAIN 1 MODE (Mid Gain) 5775 MHz

SUMMED BANDEDGE DATA (Pk)

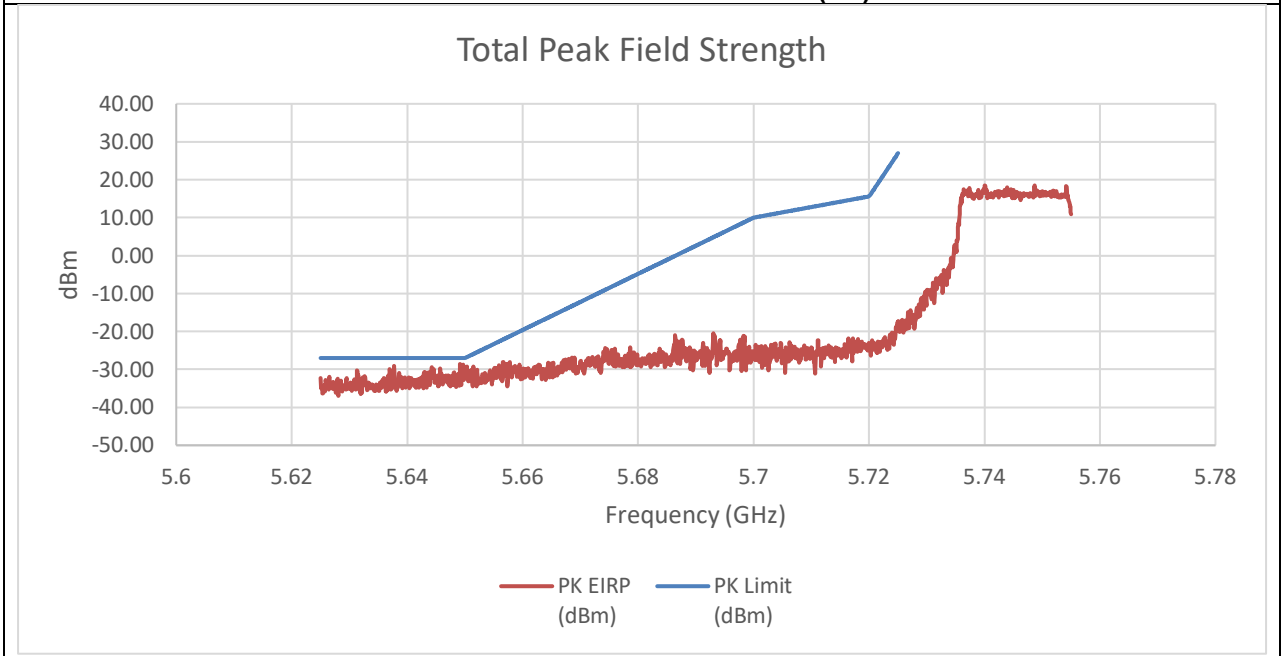

Summed Pk Data at Restricted Band

Frequency (GHz)	PK Reading C1 (dBm)	PK Reading C2 (dBm)	PK EIRP (dBm)	PK Limit (dBm)	Margin (dB)
5.65	-45.29	-39.95	-28.53	-27.00	-1.53

An array gain of 10.31 dBi was used in the calculation of the summed data.

UL LLC
12 Laboratory Drive, Research Triangle Park, NC 27709; USA TEL:(919)549-1400
This report shall not be reproduced except in full, without the written approval of UL LLC

2TX CHAIN 0 + CHAIN 1 MODE (High Gain) 5775 MHz

PK MEASUREMENT

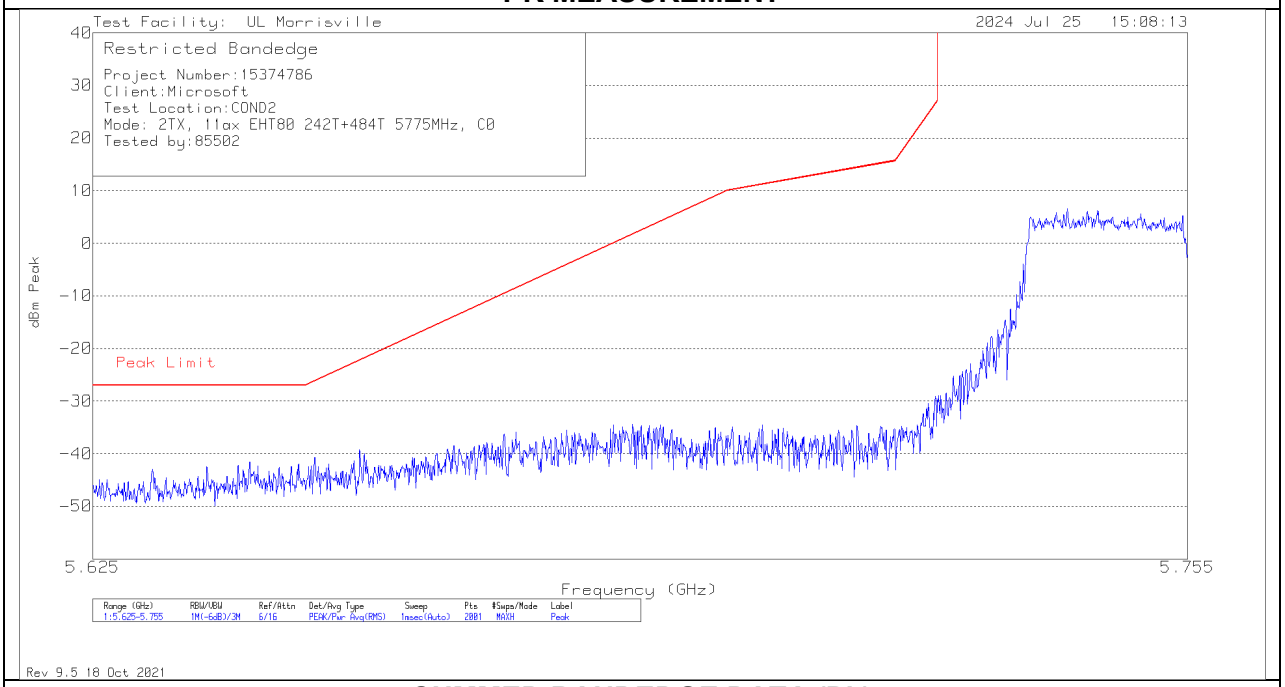

SUMMED BANDEDGE DATA (Pk)

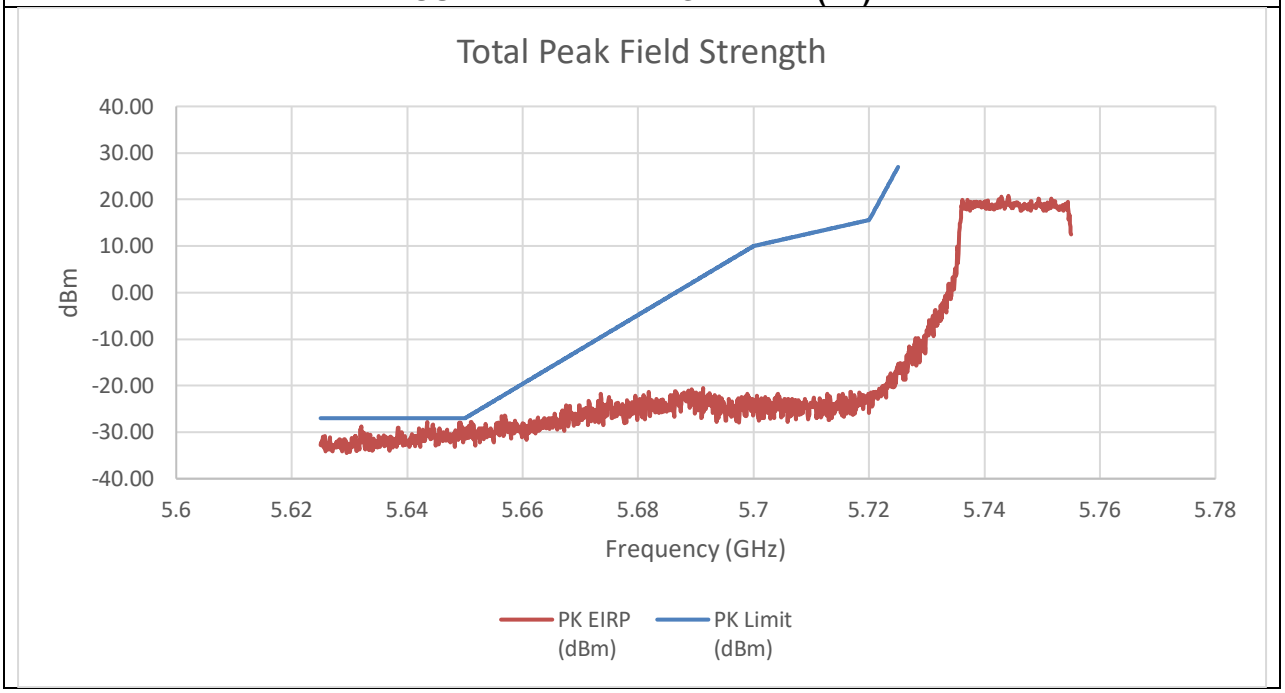

Summed Pk Data at Restricted Band

Frequency (GHz)	PK Reading C1 (dBm)	PK Reading C2 (dBm)	PK EIRP (dBm)	PK EIRP Limit (dBm) (dBuV/m)	Margin (dB)
5.64	-41.55	-43.73	-27.82	-27.00	-0.82

An array gain of 11.67 dBi was used in the calculation of the summed data.

UL LLC
12 Laboratory Drive, Research Triangle Park, NC 27709; USA TEL:(919)549-1400
This report shall not be reproduced except in full, without the written approval of UL LLC

TX ABOVE 1 GHz 802.11be EHT80 484T+242T (N) MODE IN THE 5.8 GHz BAND

2TX CHAIN 0 + CHAIN 1 MODE (Low Gain) 5775 MHz

SUMMED BANDEDGE DATA (Pk)

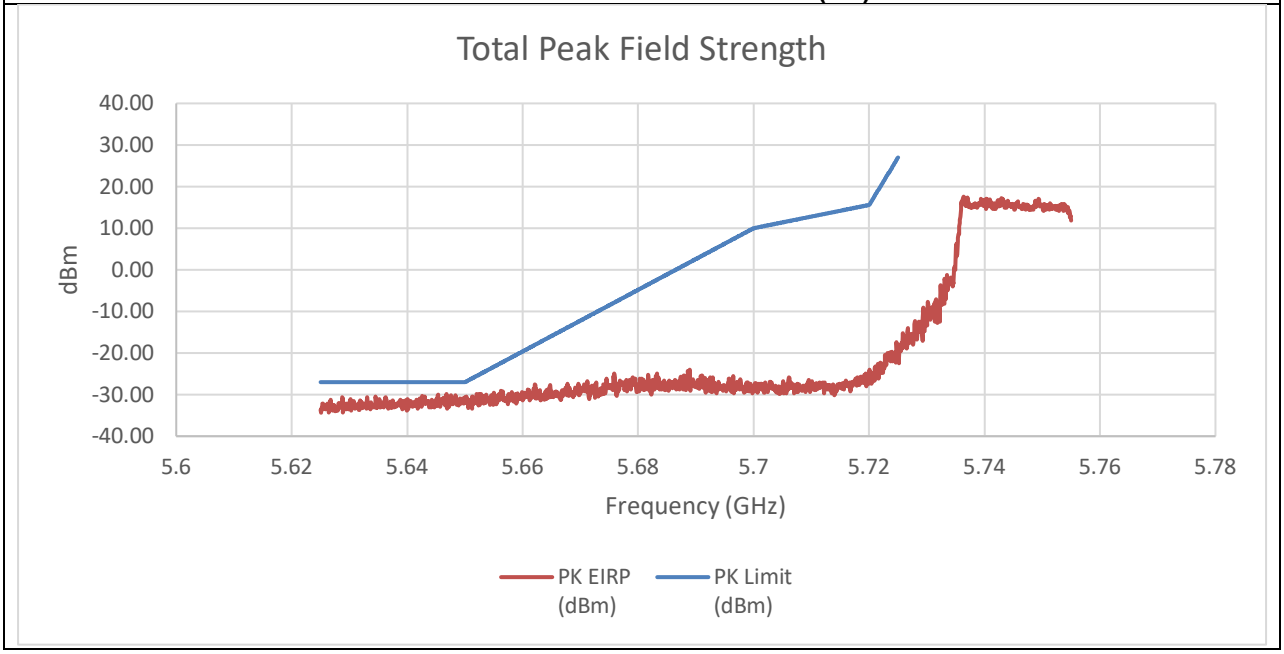

Summed Pk Data at Restricted Band

Frequency (GHz)	PK Reading C1 (dBm)	PK Reading C2 (dBm)	PK EIRP (dBm)	PK Limit (dBm)	Margin (dB)
5.65	-42.84	-39.75	-29.81	-27.00	-2.81

An array gain of 8.21 dBi was used in the calculation of the summed data.

UL LLC
12 Laboratory Drive, Research Triangle Park, NC 27709; USA TEL:(919)549-1400
This report shall not be reproduced except in full, without the written approval of UL LLC

2TX CHAIN 0 + CHAIN 1 MODE (Mid Gain) 5775 MHz

SUMMED BANDEDGE DATA (Pk)

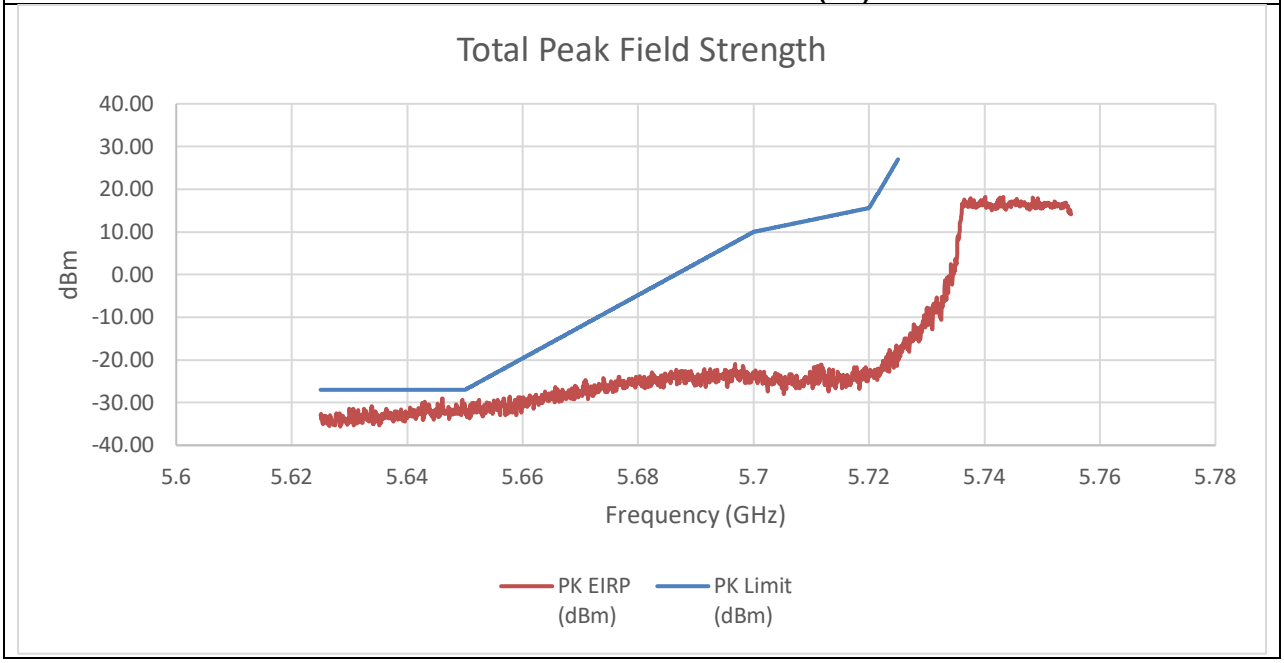

Summed Pk Data at Restricted Band

Frequency (GHz)	PK Reading C1 (dBm)	PK Reading C2 (dBm)	PK EIRP (dBm)	PK Limit (dBm)	Margin (dB)
5.65	-40.95	-44.33	-29.00	-27.00	-2.00

An array gain of 10.31 dBi was used in the calculation of the summed data.

UL LLC
12 Laboratory Drive, Research Triangle Park, NC 27709; USA TEL:(919)549-1400
This report shall not be reproduced except in full, without the written approval of UL LLC

2TX CHAIN 0 + CHAIN 1 MODE (High Gain) 5775 MHz

PK MEASUREMENT

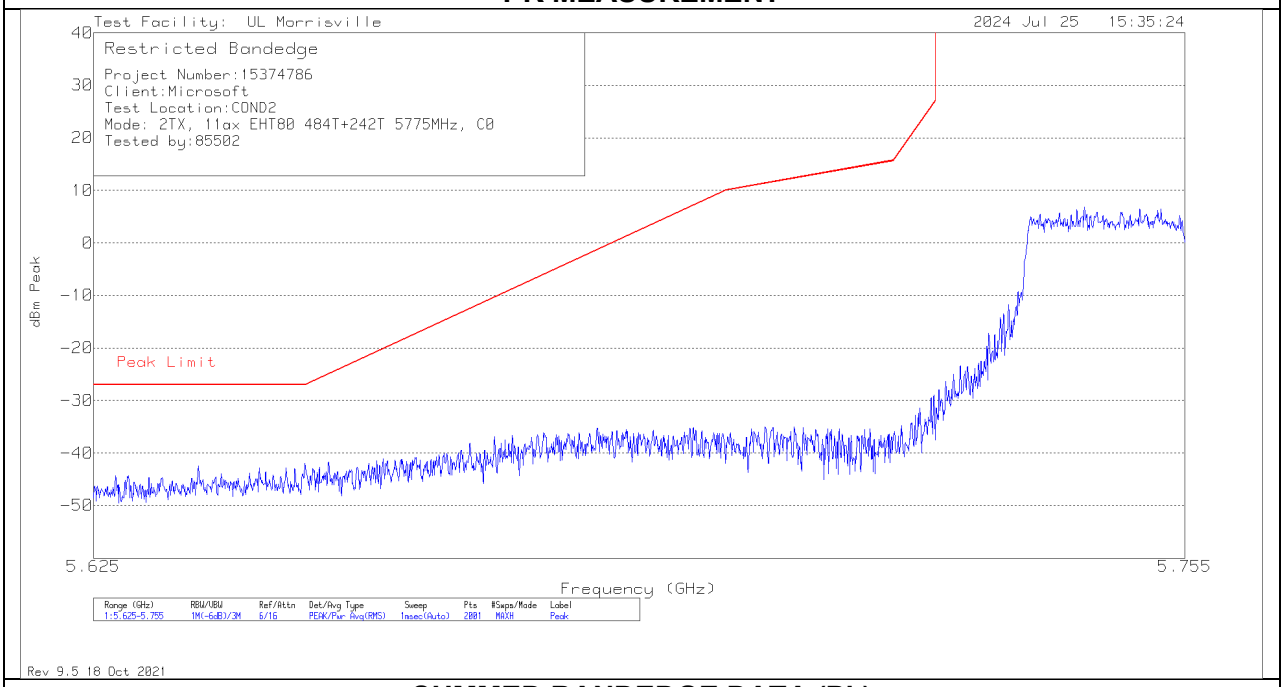

SUMMED BANDEDGE DATA (Pk)

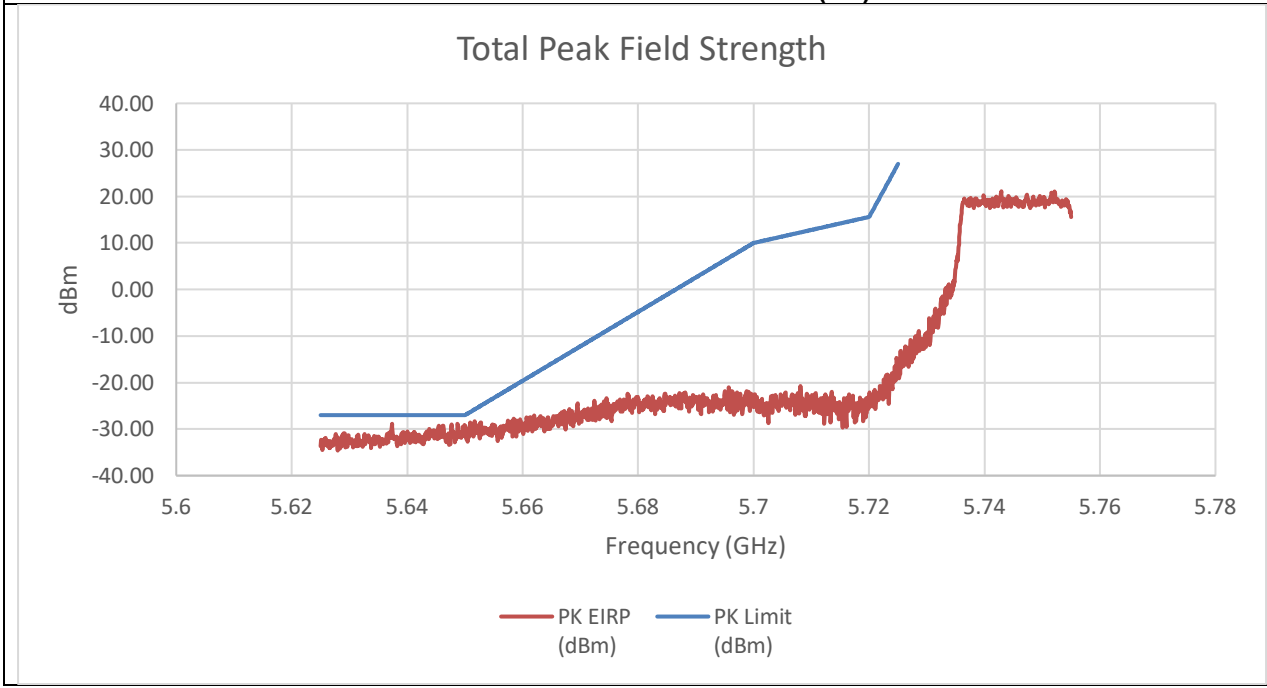

Summed Pk Data at Restricted Band

Frequency (GHz)	PK Reading C1 (dBm)	PK Reading C2 (dBm)	PK EIRP (dBm)	PK EIRP Limit (dBm) (dBuV/m)	Margin (dB)
5.64	-42.46	-44.90	-28.83	-27.00	-1.83

An array gain of 11.67 dBi was used in the calculation of the summed data.

UL LLC
12 Laboratory Drive, Research Triangle Park, NC 27709; USA TEL:(919)549-1400

This report shall not be reproduced except in full, without the written approval of UL LLC

TX ABOVE 1 GHz 802.11be EHT80 996T MODE IN THE 5.8 GHz BAND

2TX CHAIN 0 + CHAIN 1 MODE (Low Gain) 5775 MHz

SUMMED BANDEDGE DATA (Pk)

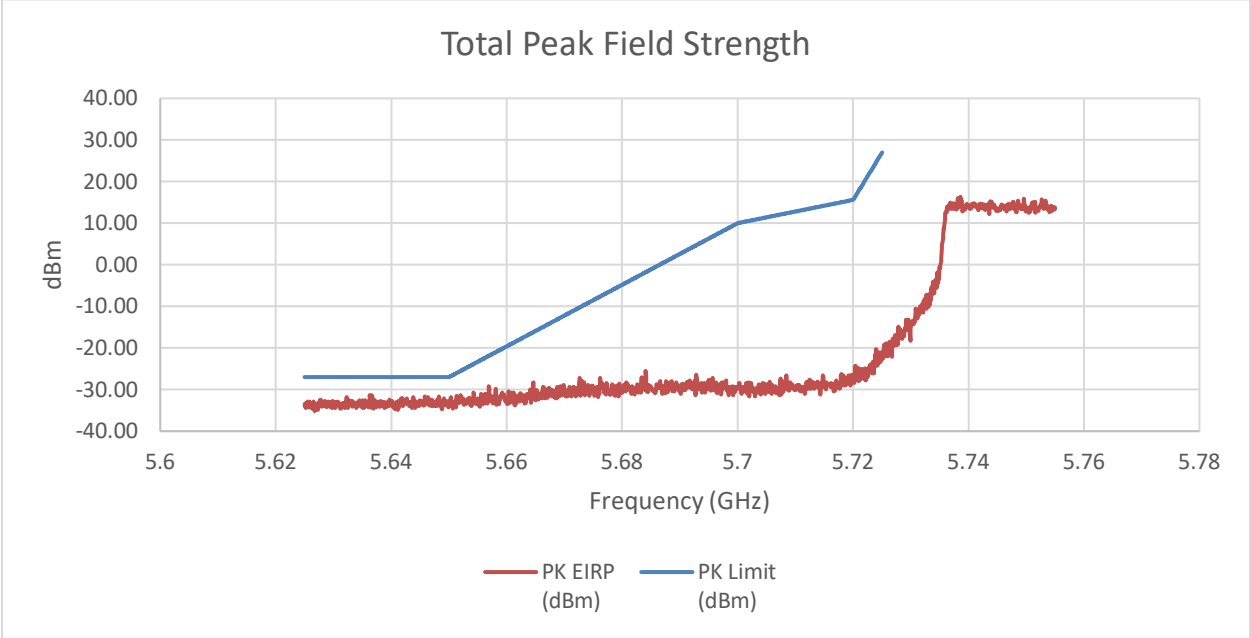

Summed Pk and Av Data at Restricted Band

Frequency (GHz)	PK Reading C1 (dBm)	PK Reading C2 (dBm)	PK EIRP (dBm)	PK Limit (dBm)	Margin (dB)
5.64	-43.66	-41.70	-31.35	-27.00	-4.35

An array gain of 8.21 dBi was used in the calculation of the summed data.

UL LLC
12 Laboratory Drive, Research Triangle Park, NC 27709; USA TEL:(919)549-1400
This report shall not be reproduced except in full, without the written approval of UL LLC

2TX CHAIN 0 + CHAIN 1 MODE (Mid Gain) 5775 MHz

SUMMED BANDEDGE DATA (Pk)

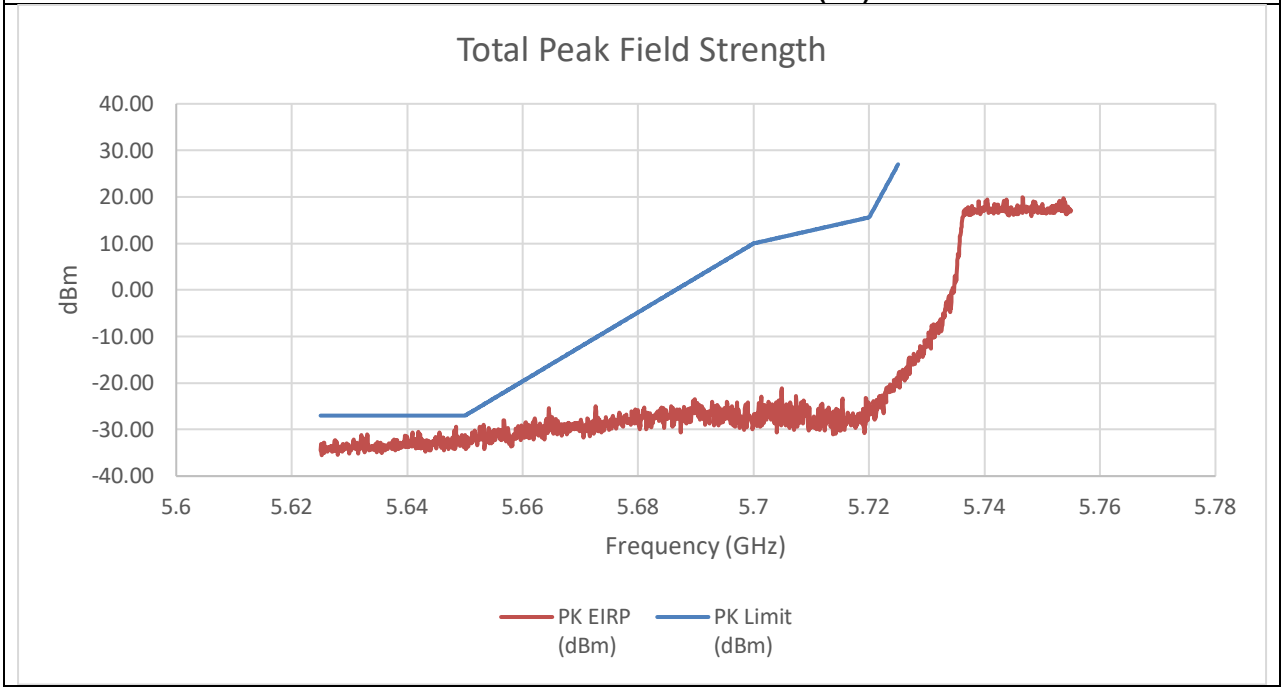

Summed Pk Data at Restricted Band

Frequency (GHz)	PK Reading C1 (dBm)	PK Reading C2 (dBm)	PK EIRP (dBm)	PK Limit (dBm)	Margin (dB)
5.65	-42.73	-46.02	-30.75	-27.00	-3.75

An array gain of 10.31 dBi was used in the calculation of the summed data.

UL LLC
12 Laboratory Drive, Research Triangle Park, NC 27709; USA TEL:(919)549-1400
This report shall not be reproduced except in full, without the written approval of UL LLC