2TX CHAIN 0 + CHAIN 1 MODE (High Gain) 5775 MHz

PK MEASUREMENT

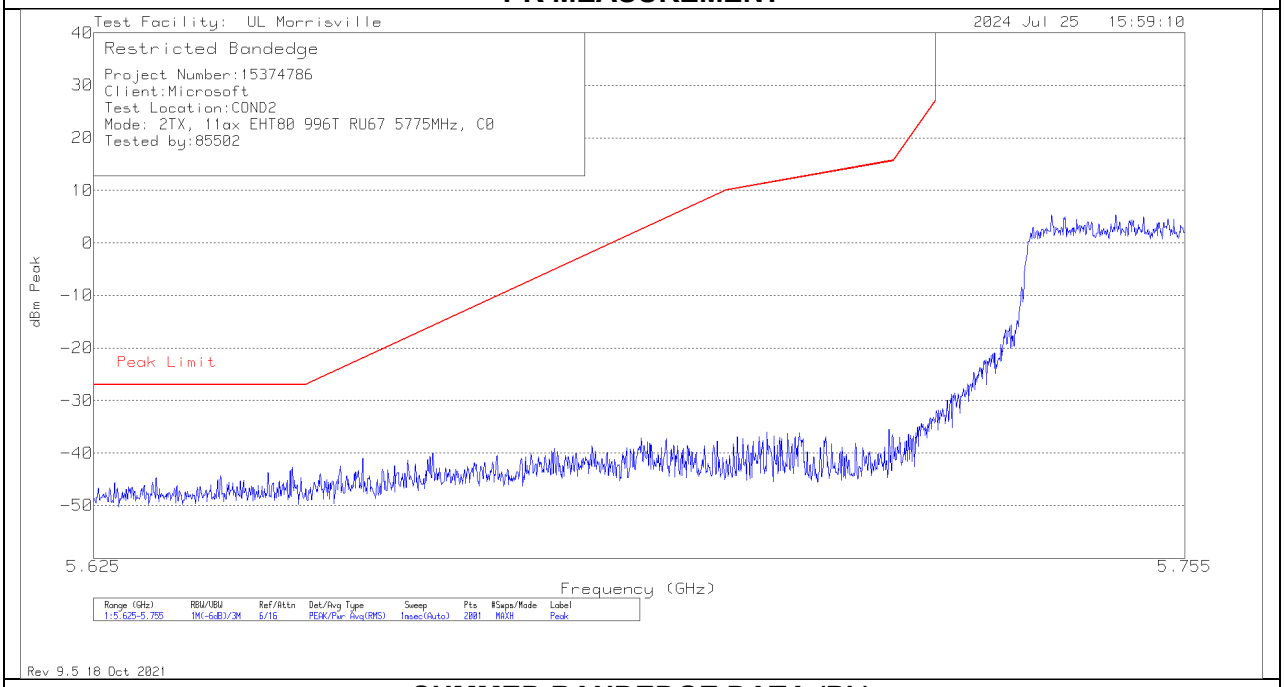

SUMMED BANDEDGE DATA (Pk)

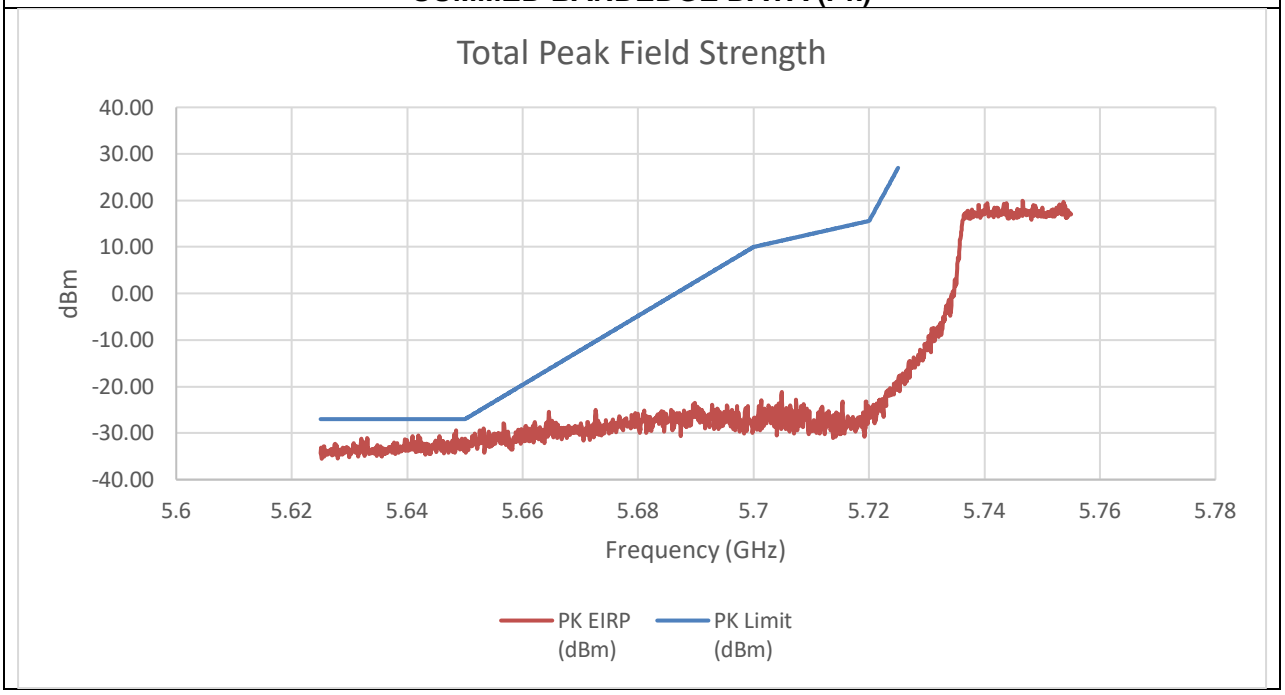

Summed Pk Data at Restricted Band

Frequency (GHz)	PK Reading C1 (dBm)	PK Reading C2 (dBm)	PK EIRP (dBm)	PK EIRP Limit (dBm) (dBuV/m)	Margin (dB)
5.65	-42.73	-46.02	-29.39	-27.00	-2.39

An array gain of 11.67 dBi was used in the calculation of the summed data.

UL LLC
12 Laboratory Drive, Research Triangle Park, NC 27709; USA TEL:(919)549-1400
This report shall not be reproduced except in full, without the written approval of UL LLC

10.1.33. TX ABOVE 1 GHz 802.11a MODE IN THE 5.9 GHz BAND
2TX CHAIN 0 + CHAIN 1 MODE (Low Gain) 5885 MHz

SUMMED BANDEDGE DATA (Pk)

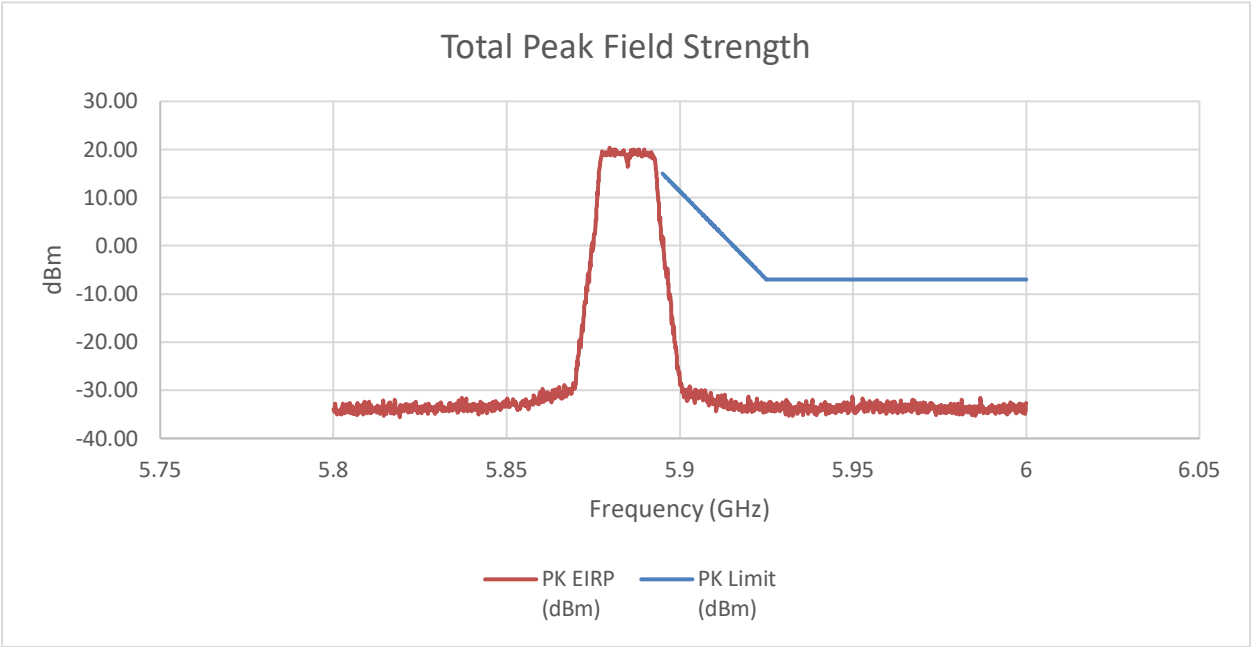

SUMMED BANDEDGE DATA (Av)

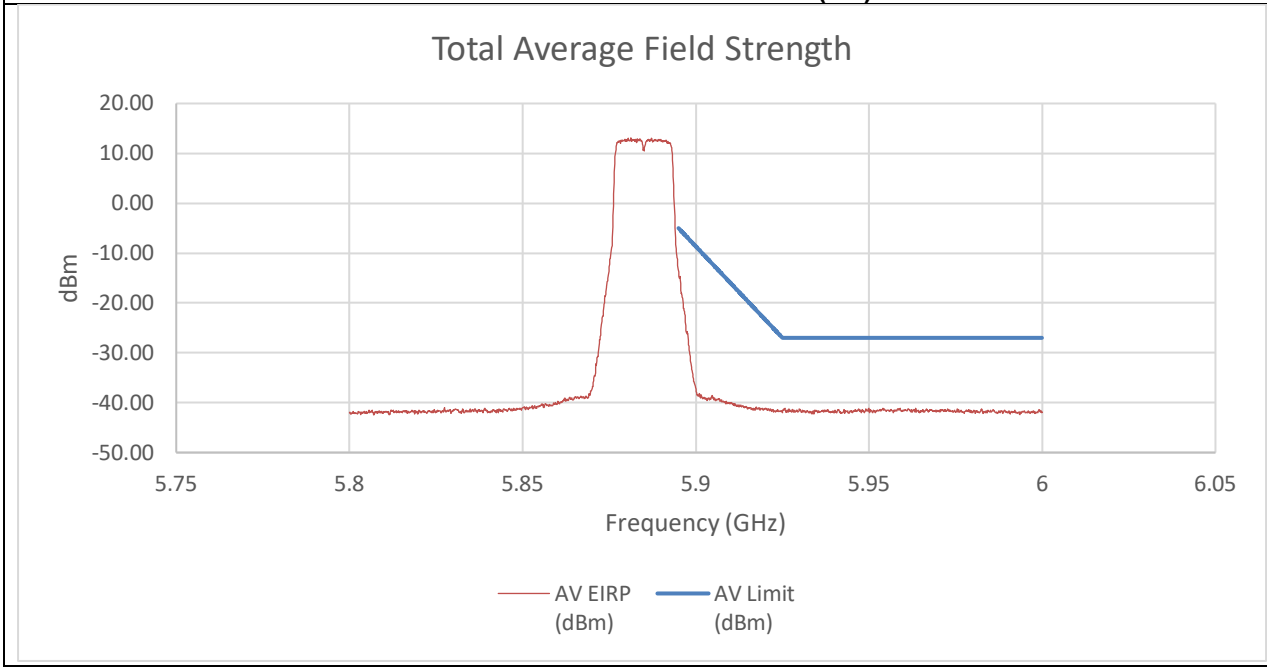

UL LLC
12 Laboratory Drive, Research Triangle Park, NC 27709; USA TEL:(919)549-1400
This report shall not be reproduced except in full, without the written approval of UL LLC

Summed Pk and Av Data at Restricted Band

Frequency (GHz)	PK Reading C1 (dBm)	PK Reading C2 (dBm)	PK EIRP (dBm)	PK EIRP Limit (dBm) (dBuV/m)	Margin (dB)
5.895	-7.69	-12.42	1.78	14.93	-13.15
Frequency (GHz)	**AV Reading C1 (dBm)**	**AV Reading C2 (dBm)**	**AV EIRP (dBm)**	**AV Limit (dBm)**	**Margin (dB)**
5.895	-24.98	-25.00	-13.77	-5.00	-8.77

An array gain of 8.21 dBi was used in the calculation of the summed data.

UL LLC
12 Laboratory Drive, Research Triangle Park, NC 27709; USA TEL:(919)549-1400
This report shall not be reproduced except in full, without the written approval of UL LLC

2TX CHAIN 0 + CHAIN 1 MODE (Mid Gain) 5885 MHz

SUMMED BANDEDGE DATA (Pk)

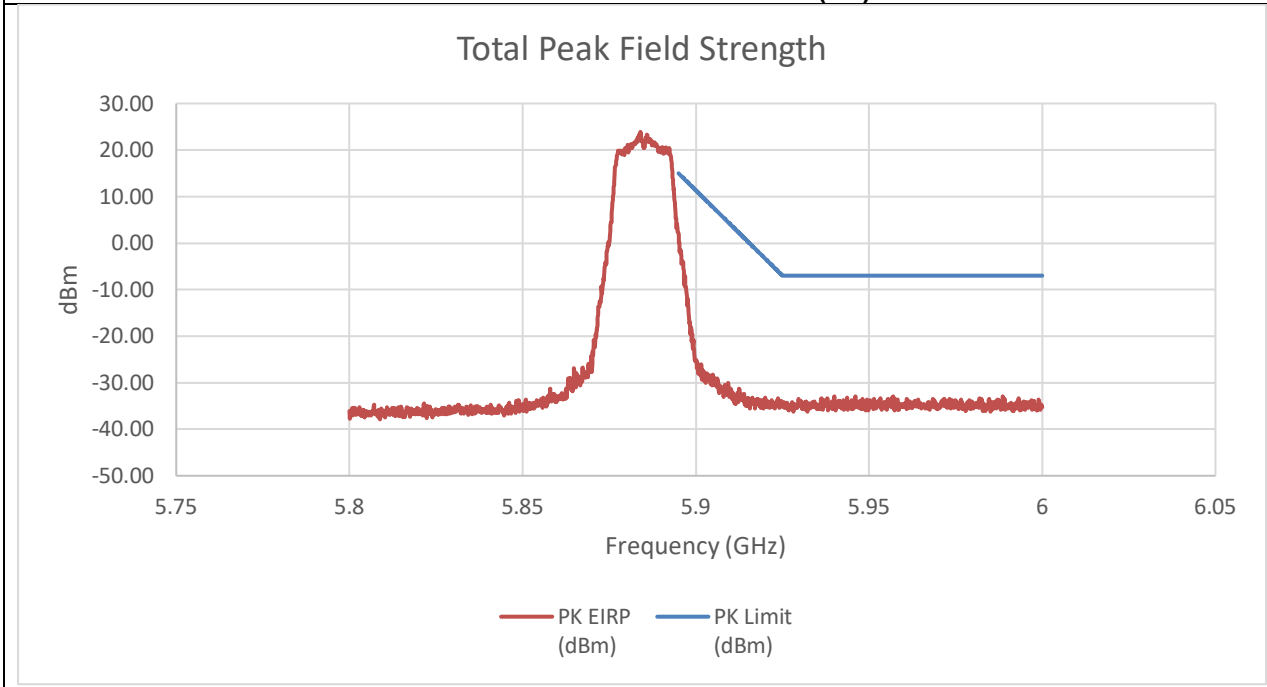

SUMMED BANDEDGE DATA (Av)

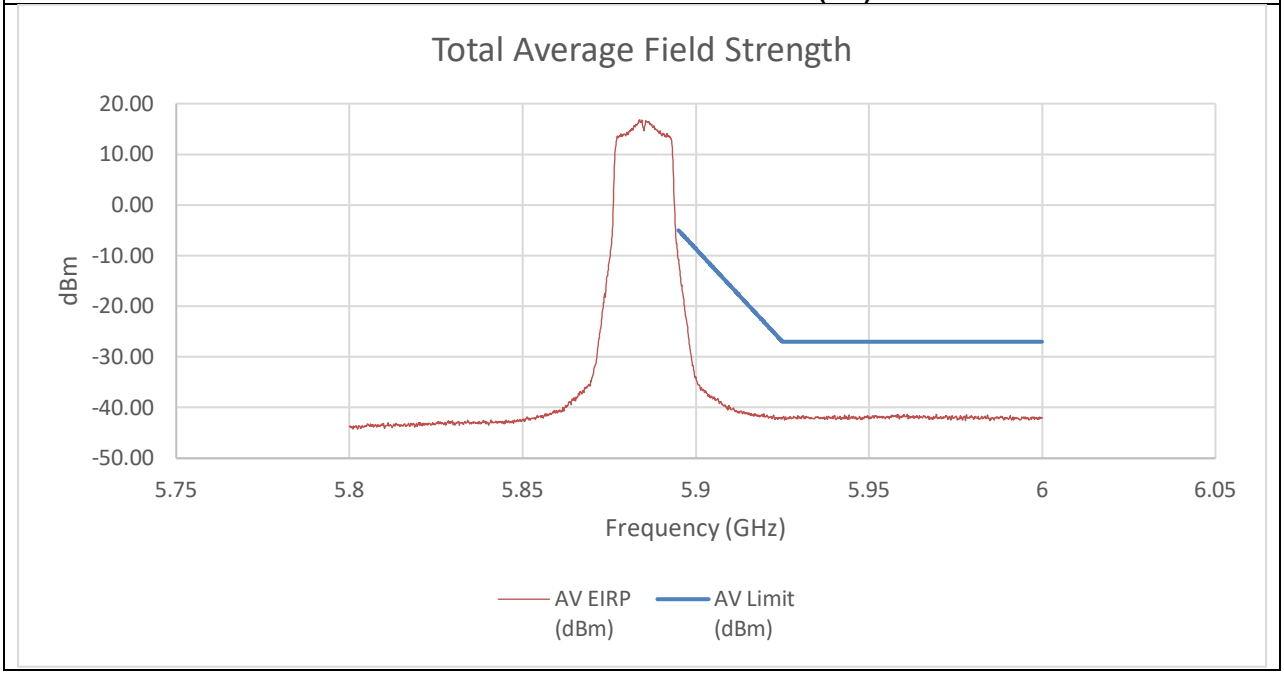

UL LLC
12 Laboratory Drive, Research Triangle Park, NC 27709; USA TEL:(919)549-1400
This report shall not be reproduced except in full, without the written approval of UL LLC

Summed Pk and Av Data at Restricted Band

Frequency (GHz)	PK Reading C1 (dBm)	PK Reading C2 (dBm)	PK EIRP (dBm)	PK EIRP Limit (dBm) (dBuV/m)	Margin (dB)
5.895	-11.89	-11.19	1.79	15.00	-13.21
Frequency (GHz)	**AV Reading C1 (dBm)**	**AV Reading C2 (dBm)**	**AV EIRP (dBm)**	**AV Limit (dBm)**	**Margin (dB)**
5.895	-24.31	-23.90	-10.78	-5.00	-5.78

An array gain of 10.31 dBi was used in the calculation of the summed data.

UL LLC
12 Laboratory Drive, Research Triangle Park, NC 27709; USA TEL:(919)549-1400
This report shall not be reproduced except in full, without the written approval of UL LLC

2TX CHAIN 0 + CHAIN 1 MODE (High Gain) 5885 MHz

PK MEASUREMENT

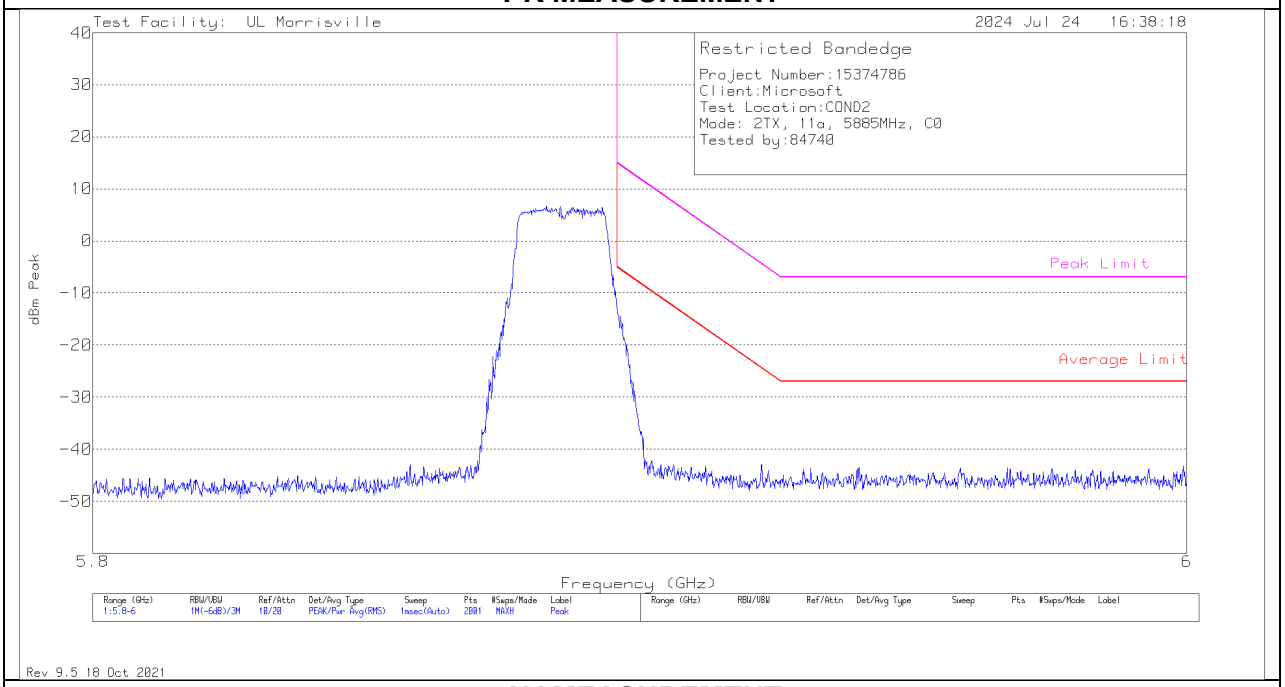

AV MEASUREMENT

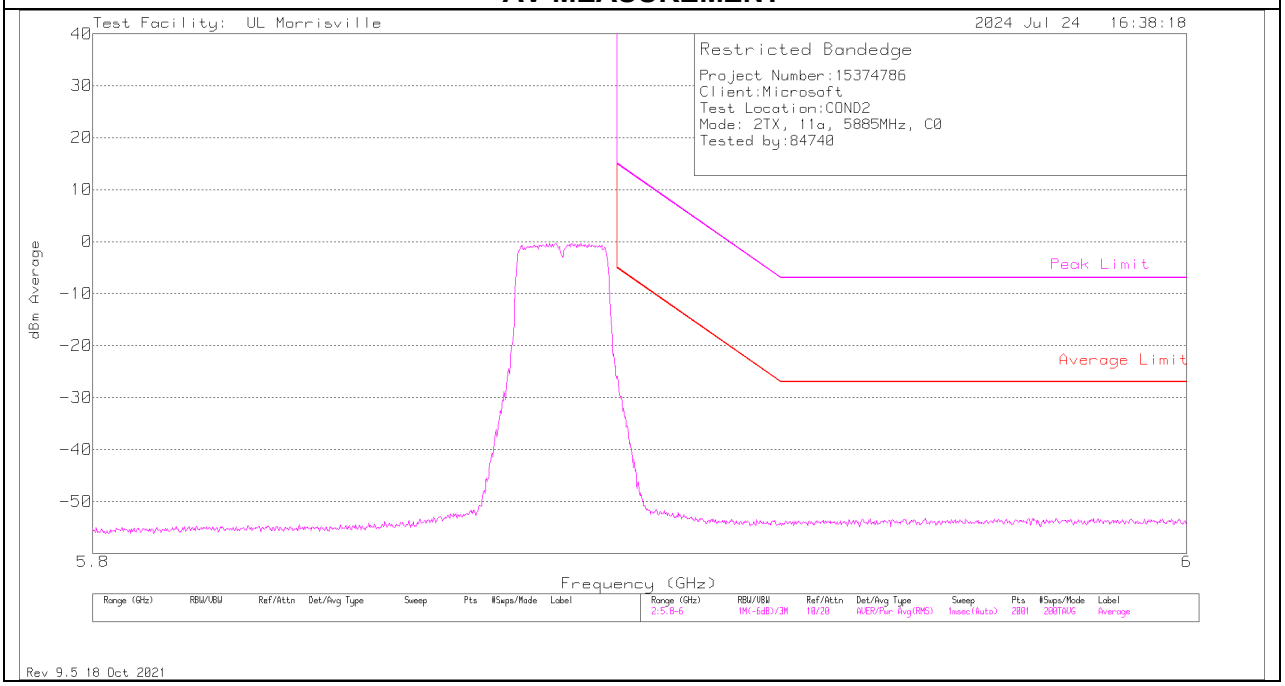

UL LLC
12 Laboratory Drive, Research Triangle Park, NC 27709; USA TEL:(919)549-1400
This report shall not be reproduced except in full, without the written approval of UL LLC

SUMMED BANDEDGE DATA (Pk)

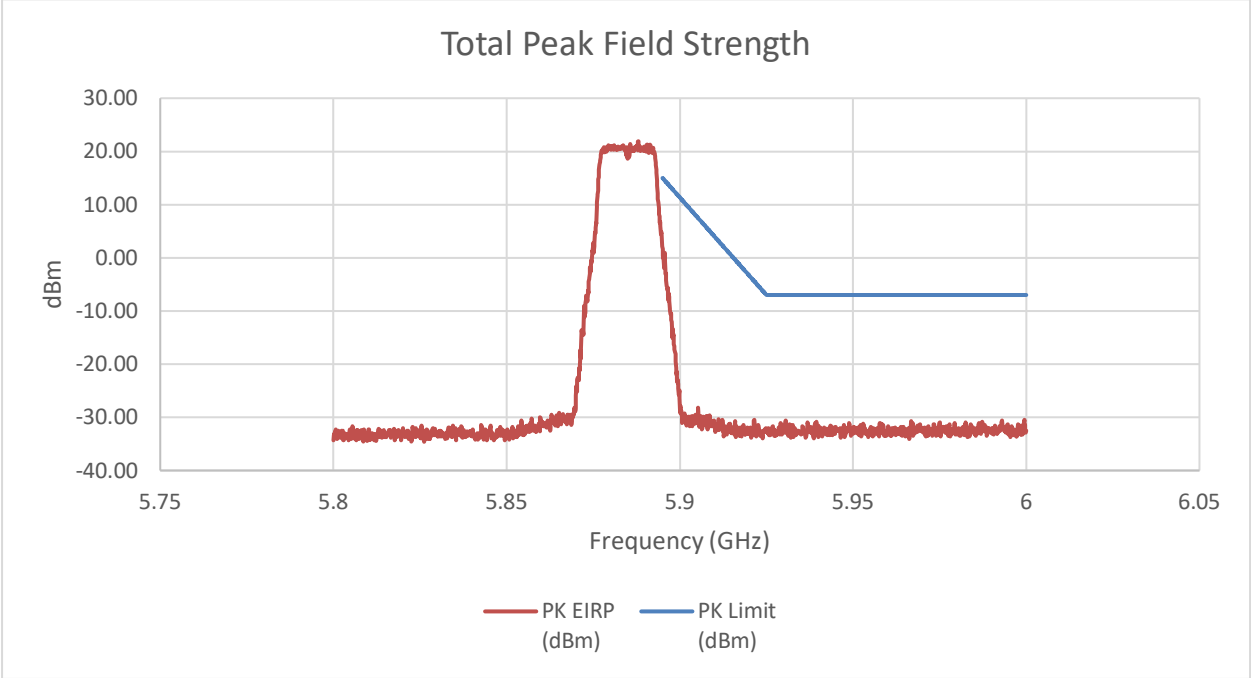

SUMMED BANDEDGE DATA (Av)

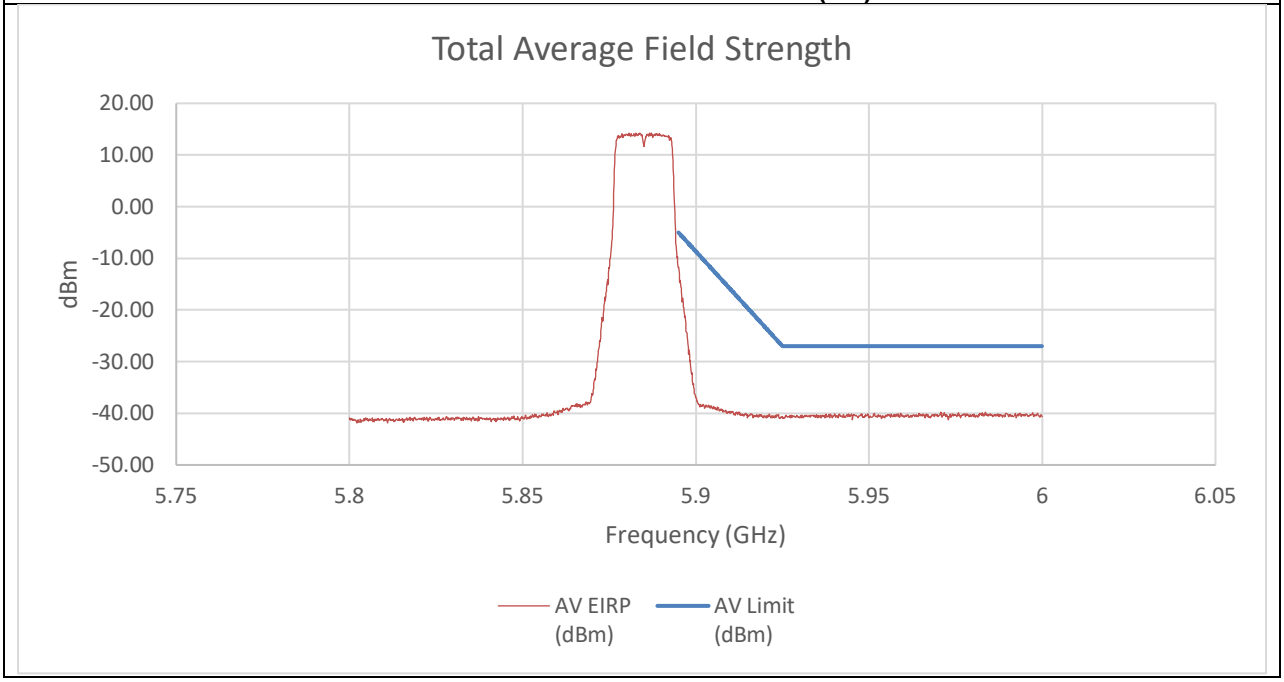

Summed Pk and Av Data at Restricted Band

Frequency (GHz)	PK Reading C1 (dBm)	PK Reading C2 (dBm)	PK EIRP (dBm)	PK EIRP Limit (dBm) (dBuV/m)	Margin (dB)
5.895	-12.40	-13.70	1.68	15.00	-13.32
Frequency (GHz)	**AV Reading C1 (dBm)**	**AV Reading C2 (dBm)**	**AV EIRP (dBm)**	**AV Limit (dBm)**	**Margin (dB)**
5.895	-25.84	-27.29	-11.82	-5.00	-6.82

An array gain of 11.67 dBi was used in the calculation of the summed data.

UL LLC
12 Laboratory Drive, Research Triangle Park, NC 27709; USA TEL:(919)549-1400
This report shall not be reproduced except in full, without the written approval of UL LLC

10.1.34. TX ABOVE 1 GHz 802.11n HT20 MODE IN THE 5.9 GHz BAND

2TX CHAIN 0 + CHAIN 1 MODE (Low Gain) 5885 MHz

SUMMED BANDEDGE DATA (Pk)

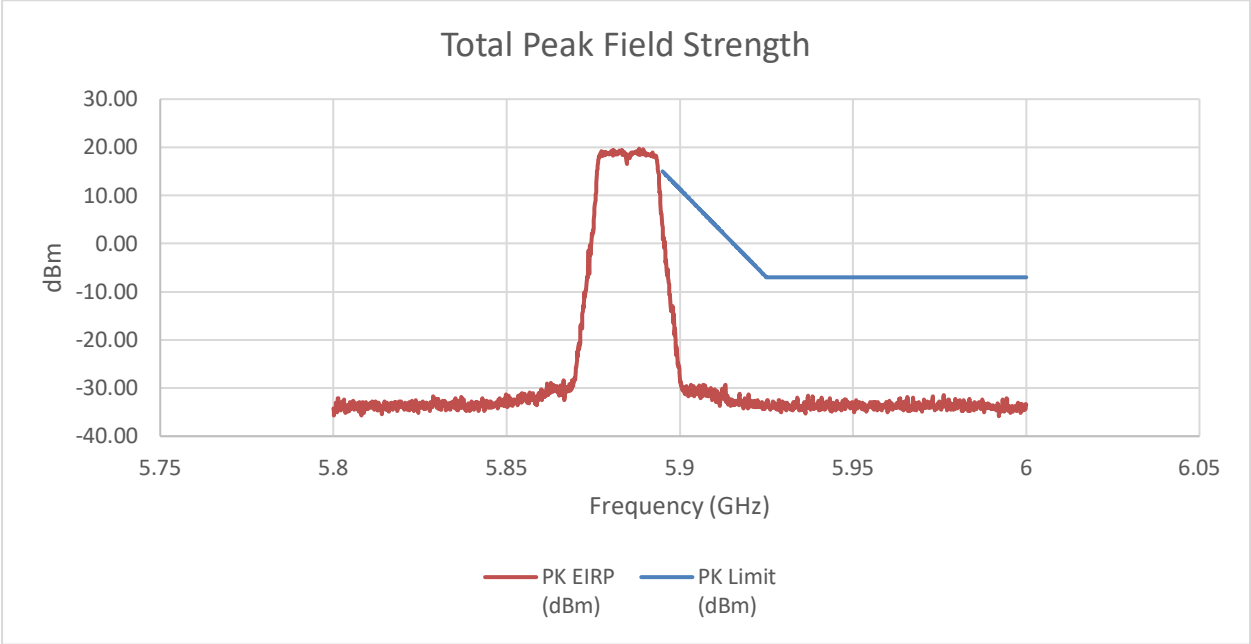

SUMMED BANDEDGE DATA (Av)

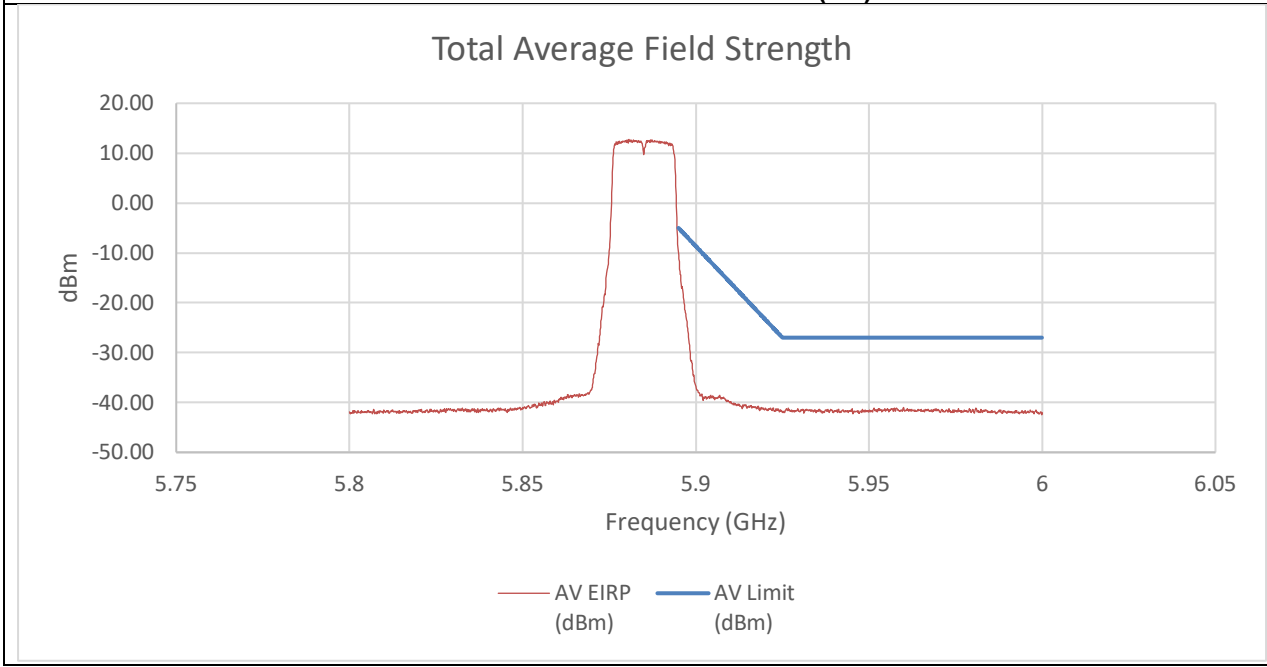

UL LLC
12 Laboratory Drive, Research Triangle Park, NC 27709; USA TEL:(919)549-1400
This report shall not be reproduced except in full, without the written approval of UL LLC

Summed Pk and Av Data at Restricted Band

Frequency (GHz)	PK Reading C1 (dBm)	PK Reading C2 (dBm)	PK EIRP (dBm)	PK EIRP Limit (dBm) (dBuV/m)	Margin (dB)
5.895	-7.53	-8.08	3.42	15.00	-11.58
Frequency (GHz)	**AV Reading C1 (dBm)**	**AV Reading C2 (dBm)**	**AV EIRP (dBm)**	**AV Limit (dBm)**	**Margin (dB)**
5.895	-21.03	-22.38	-10.43	-5.00	-5.43

An array gain of 8.21 dBi was used in the calculation of the summed data.

UL LLC
12 Laboratory Drive, Research Triangle Park, NC 27709; USA TEL:(919)549-1400
This report shall not be reproduced except in full, without the written approval of UL LLC

2TX CHAIN 0 + CHAIN 1 MODE (Mid Gain) 5885 MHz

SUMMED BANDEDGE DATA (Pk)

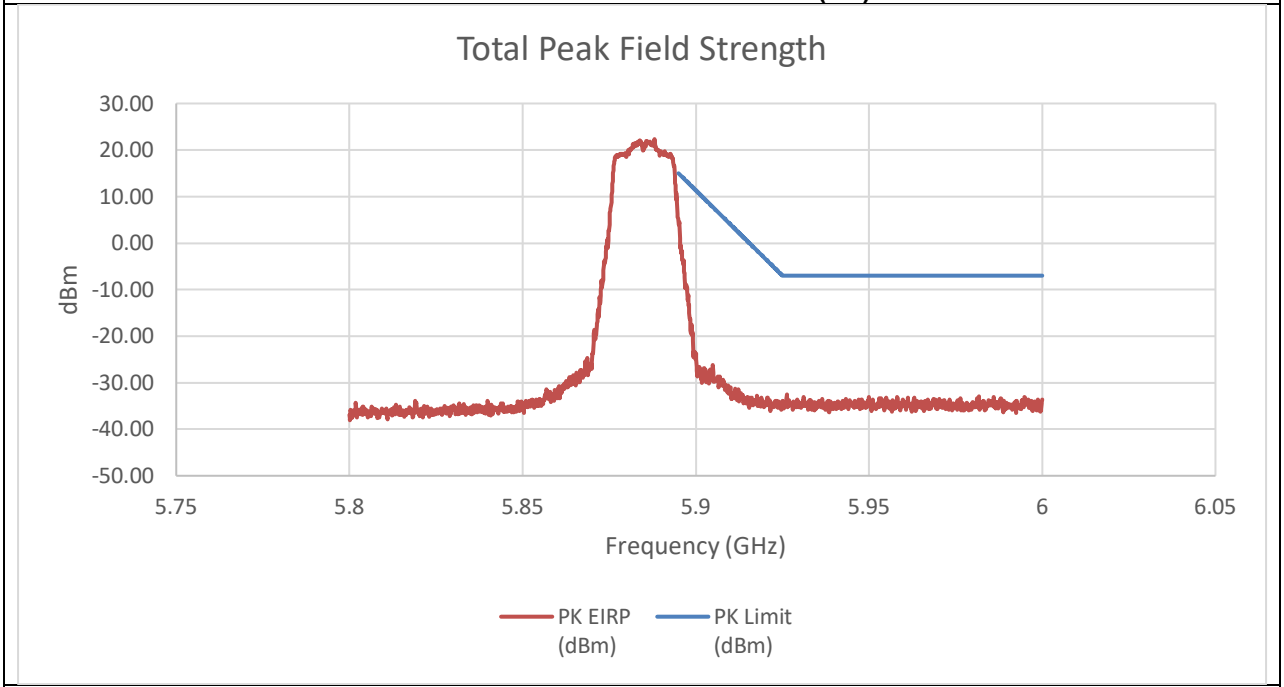

SUMMED BANDEDGE DATA (Av)

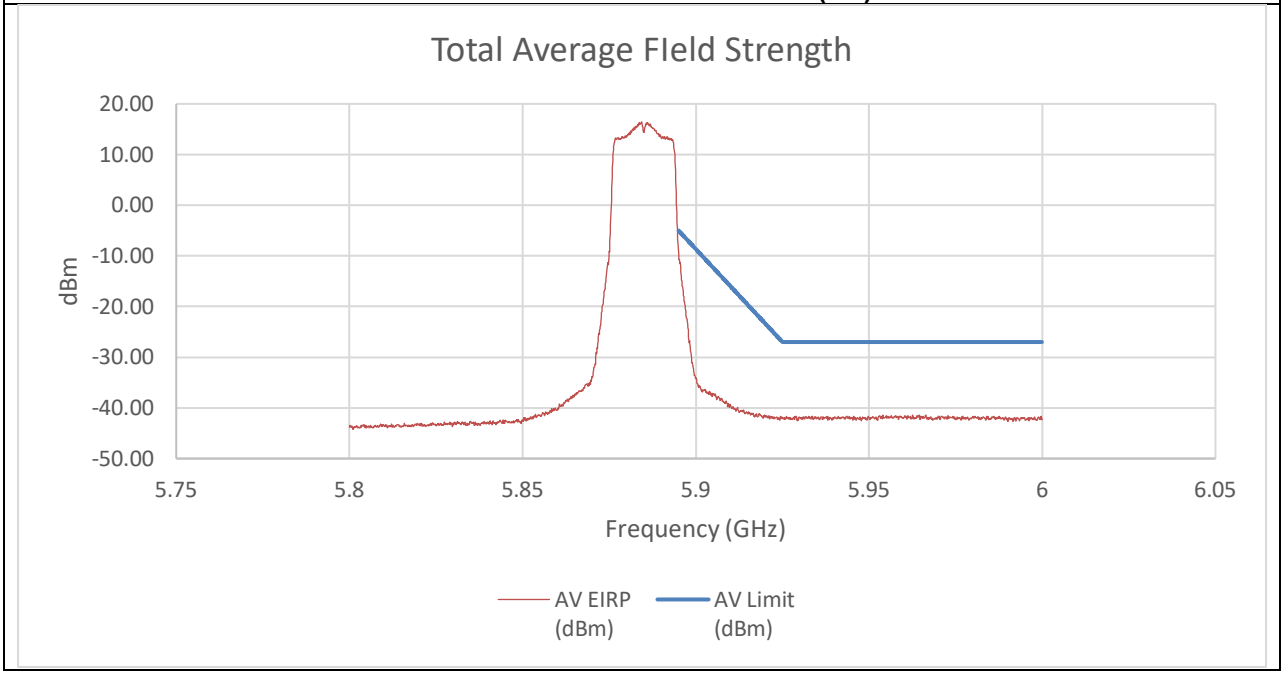

UL LLC
12 Laboratory Drive, Research Triangle Park, NC 27709; USA TEL:(919)549-1400
This report shall not be reproduced except in full, without the written approval of UL LLC

Summed Pk and Av Data at Restricted Band

Frequency (GHz)	PK Reading C1 (dBm)	PK Reading C2 (dBm)	PK EIRP (dBm)	PK EIRP Limit (dBm) (dBuV/m)	Margin (dB)
5.895	-8.11	-9.86	4.42	14.85	-10.43
Frequency (GHz)	**AV Reading C1 (dBm)**	**AV Reading C2 (dBm)**	**AV EIRP (dBm)**	**AV Limit (dBm)**	**Margin (dB)**
5.895	-23.37	-22.93	-9.82	-5.00	-4.82

An array gain of 10.31 dBi was used in the calculation of the summed data.

UL LLC
12 Laboratory Drive, Research Triangle Park, NC 27709; USA TEL:(919)549-1400
This report shall not be reproduced except in full, without the written approval of UL LLC

2TX CHAIN 0 + CHAIN 1 MODE (High Gain) 5885 MHz

PK MEASUREMENT

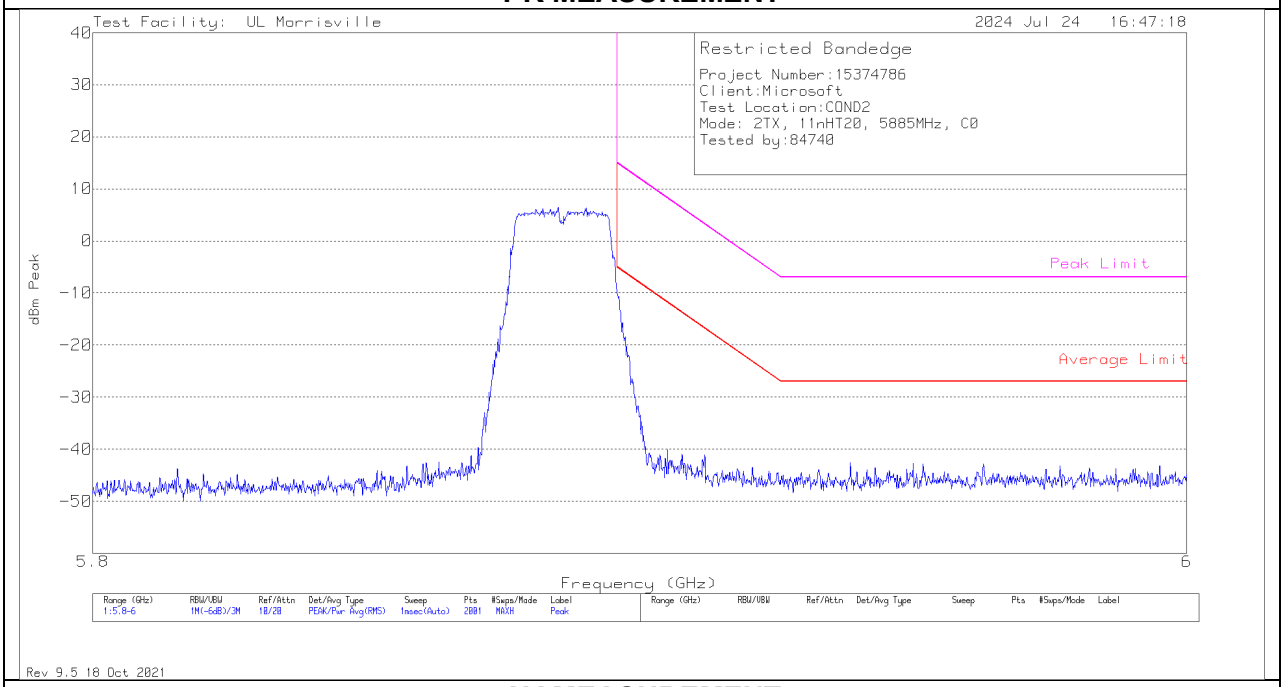

AV MEASUREMENT

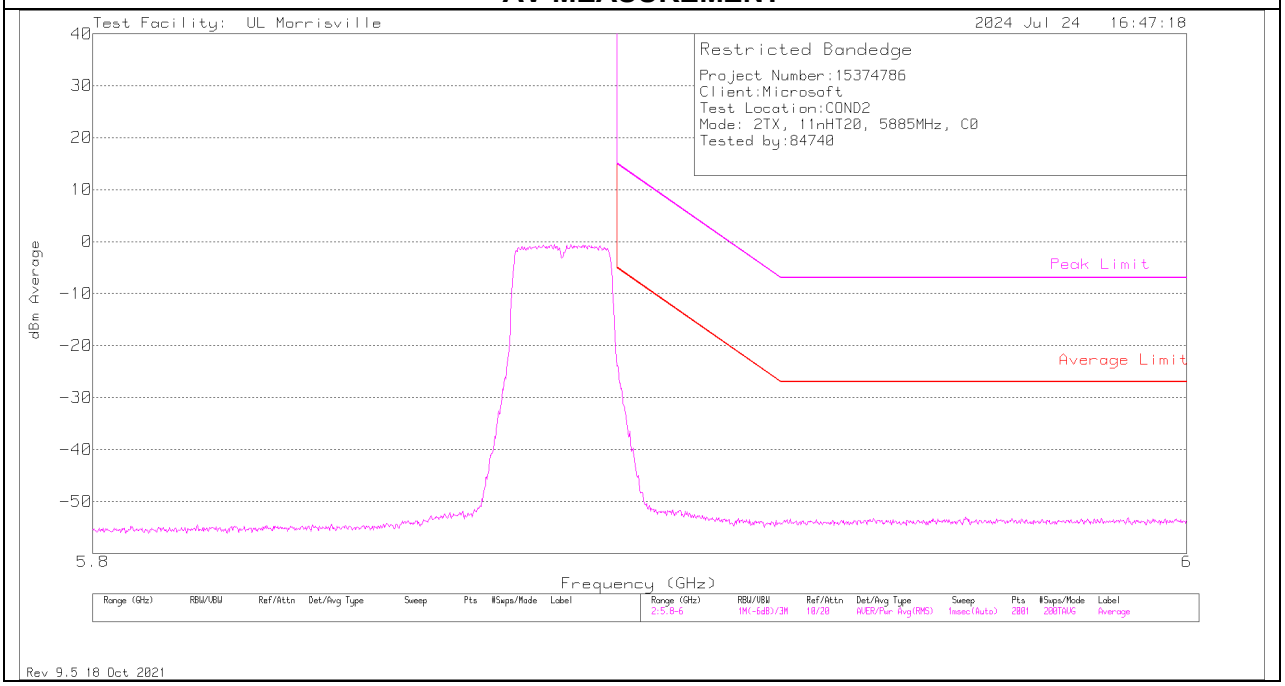

UL LLC
12 Laboratory Drive, Research Triangle Park, NC 27709; USA TEL:(919)549-1400
This report shall not be reproduced except in full, without the written approval of UL LLC

SUMMED BANDEDGE DATA (Pk)

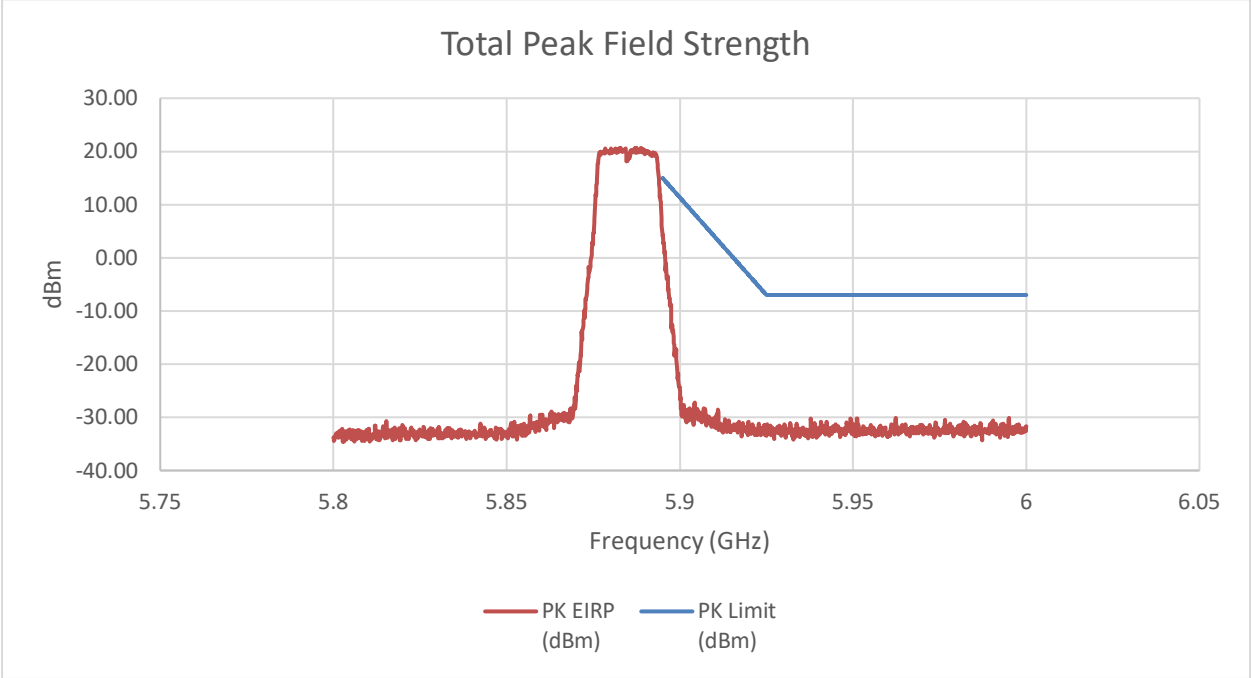

SUMMED BANDEDGE DATA (Av)

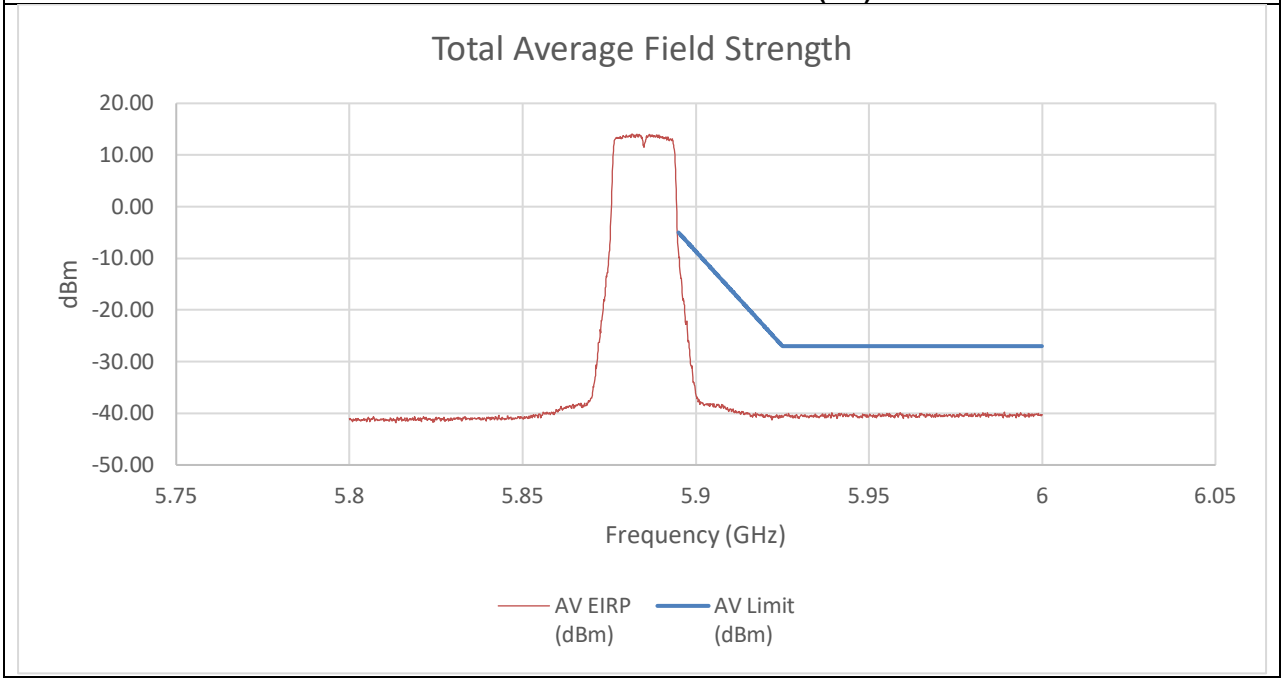

Summed Pk and Av Data at Restricted Band

Frequency (GHz)	PK Reading C1 (dBm)	PK Reading C2 (dBm)	PK EIRP (dBm)	PK EIRP Limit (dBm) (dBuV/m)	Margin (dB)
5.895	-10.31	-10.47	4.29	14.93	-10.64
Frequency (GHz)	**AV Reading C1 (dBm)**	**AV Reading C2 (dBm)**	**AV EIRP (dBm)**	**AV Limit (dBm)**	**Margin (dB)**
5.895	-23.99	-24.52	-9.57	-5.00	-4.57

An array gain of 11.67 dBi was used in the calculation of the summed data.

UL LLC
12 Laboratory Drive, Research Triangle Park, NC 27709; USA TEL:(919)549-1400
This report shall not be reproduced except in full, without the written approval of UL LLC

10.1.35. TX ABOVE 1 GHz 802.11n HT40 MODE IN THE 5.9 GHz BAND

2TX CHAIN 0 + CHAIN 1 MODE (Low Gain) 5875 MHz

SUMMED BANDEDGE DATA (Pk)

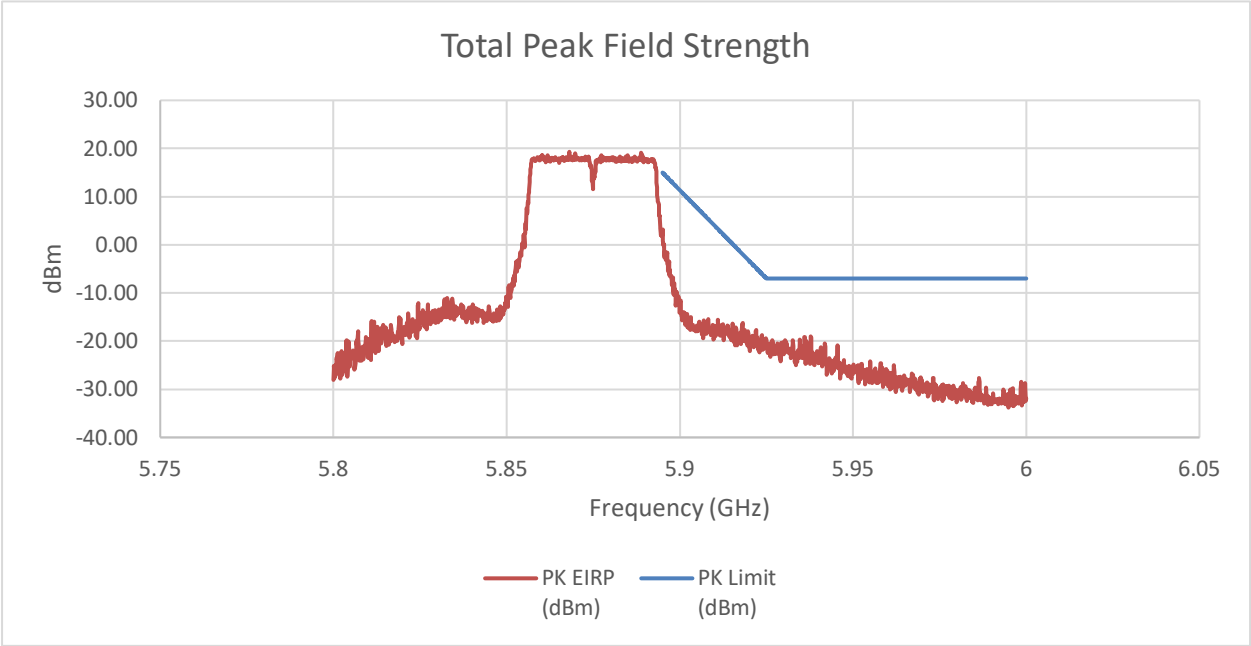

SUMMED BANDEDGE DATA (Av)

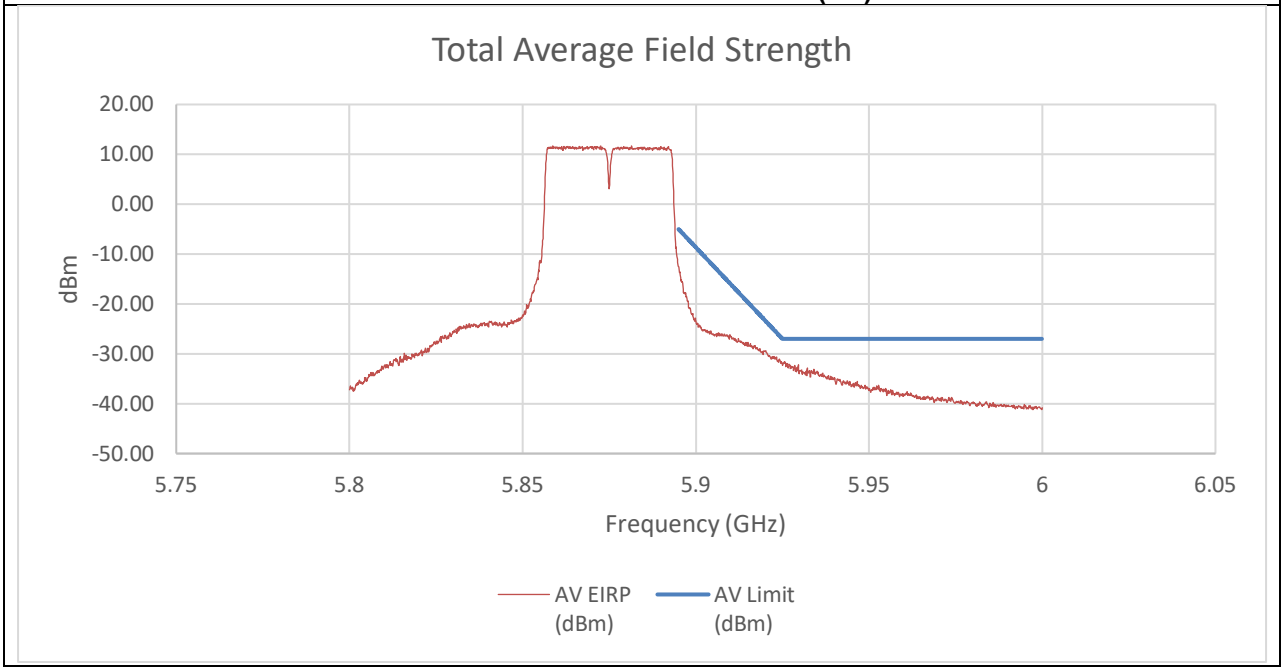

UL LLC
12 Laboratory Drive, Research Triangle Park, NC 27709; USA TEL:(919)549-1400

This report shall not be reproduced except in full, without the written approval of UL LLC

Summed Pk and Av Data at Restricted Band

Frequency (GHz)	PK Reading C1 (dBm)	PK Reading C2 (dBm)	PK EIRP (dBm)	PK EIRP Limit (dBm) (dBuV/m)	Margin (dB)
5.895	-6.69	-9.93	3.21	15.00	-11.79
Frequency (GHz)	**AV Reading C1 (dBm)**	**AV Reading C2 (dBm)**	**AV EIRP (dBm)**	**AV Limit (dBm)**	**Margin (dB)**
5.926	-43.51	-42.16	-31.56	-27.00	-4.56

An array gain of 8.21 dBi was used in the calculation of the summed data.

UL LLC
12 Laboratory Drive, Research Triangle Park, NC 27709; USA TEL:(919)549-1400
This report shall not be reproduced except in full, without the written approval of UL LLC

2TX CHAIN 0 + CHAIN 1 MODE (Mid Gain) 5875 MHz

SUMMED BANDEDGE DATA (Pk)

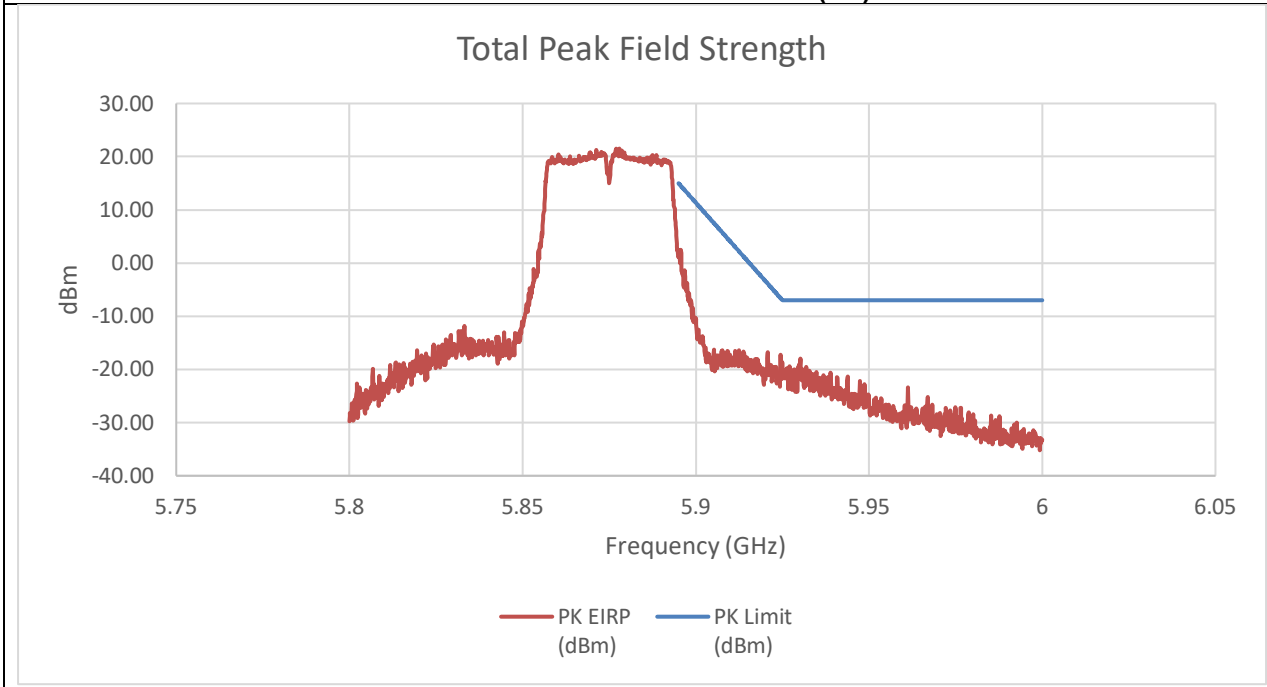

SUMMED BANDEDGE DATA (Av)

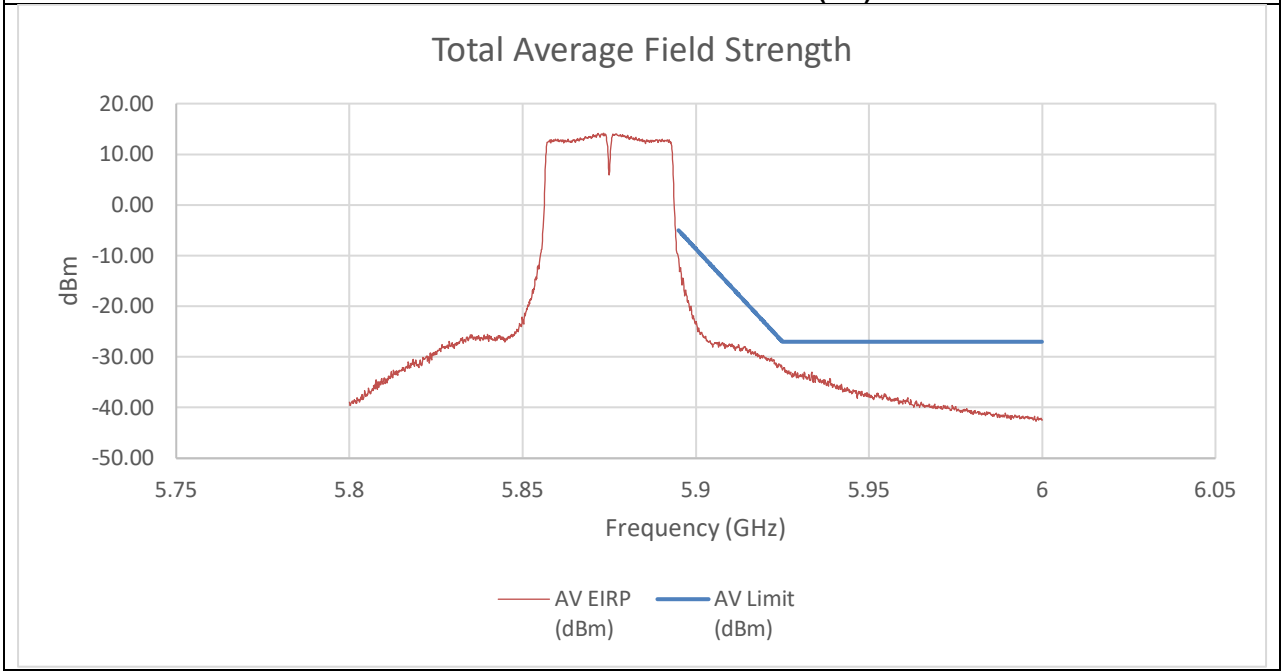

UL LLC
12 Laboratory Drive, Research Triangle Park, NC 27709; USA TEL:(919)549-1400
This report shall not be reproduced except in full, without the written approval of UL LLC

Summed Pk and Av Data at Restricted Band

Frequency (GHz)	PK Reading C1 (dBm)	PK Reading C2 (dBm)	PK EIRP (dBm)	PK EIRP Limit (dBm) (dBuV/m)	Margin (dB)
5.924	-38.29	-27.98	-17.28	-6.56	-10.72
Frequency (GHz)	**AV Reading C1 (dBm)**	**AV Reading C2 (dBm)**	**AV EIRP (dBm)**	**AV Limit (dBm)**	**Margin (dB)**
5.925	-46.55	-43.72	-31.59	-26.78	-4.81

An array gain of 10.31 dBi was used in the calculation of the summed data.

UL LLC
12 Laboratory Drive, Research Triangle Park, NC 27709; USA TEL:(919)549-1400
This report shall not be reproduced except in full, without the written approval of UL LLC

2TX CHAIN 0 + CHAIN 1 MODE (High Gain) 5875 MHz

PK MEASUREMENT

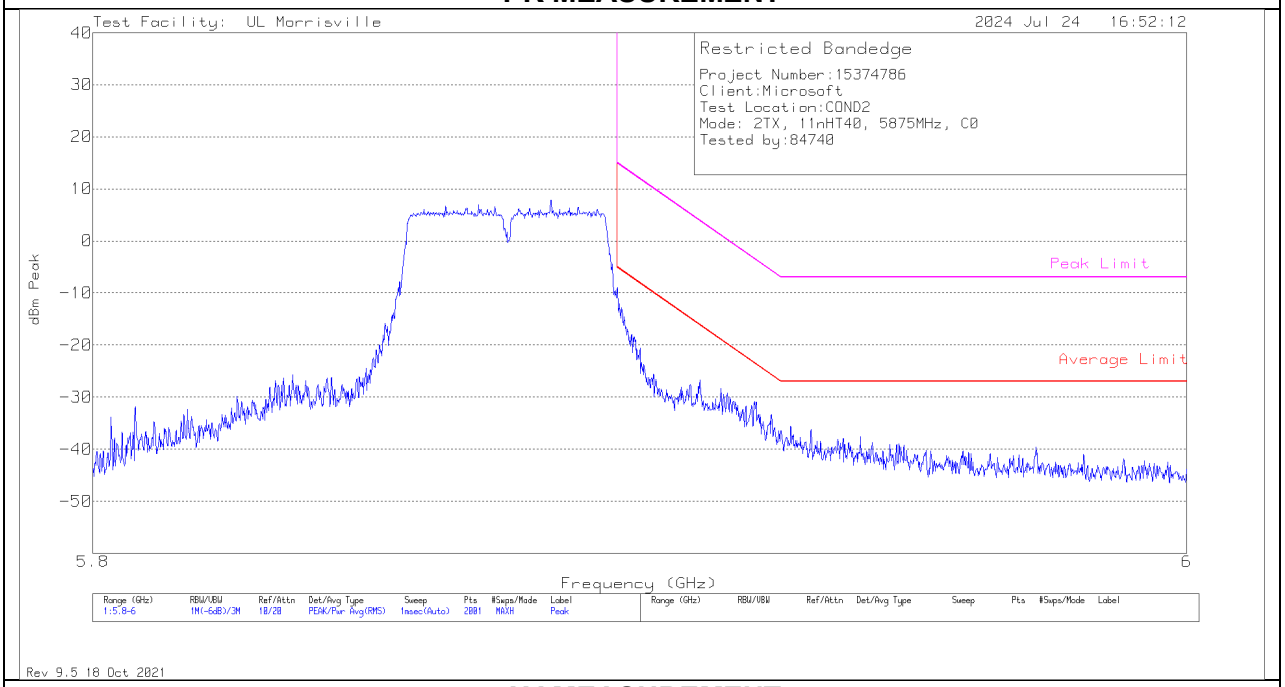

AV MEASUREMENT

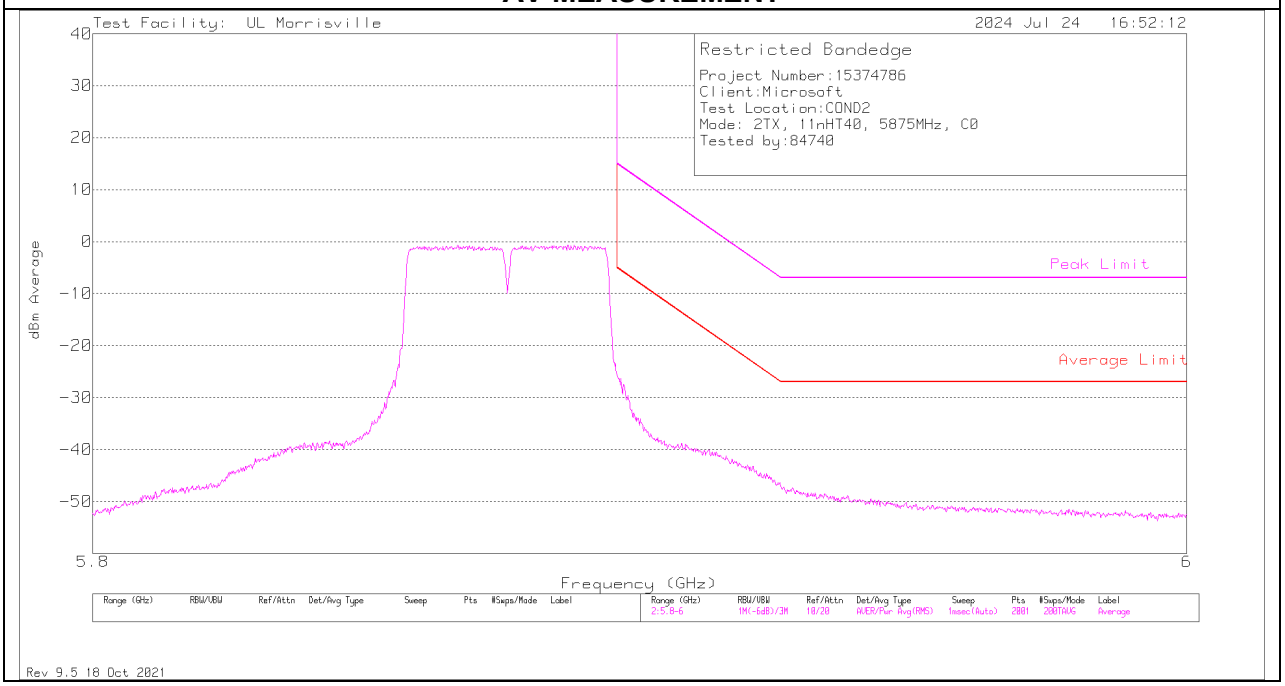

UL LLC
12 Laboratory Drive, Research Triangle Park, NC 27709; USA TEL:(919)549-1400
This report shall not be reproduced except in full, without the written approval of UL LLC

SUMMED BANDEDGE DATA (Pk)

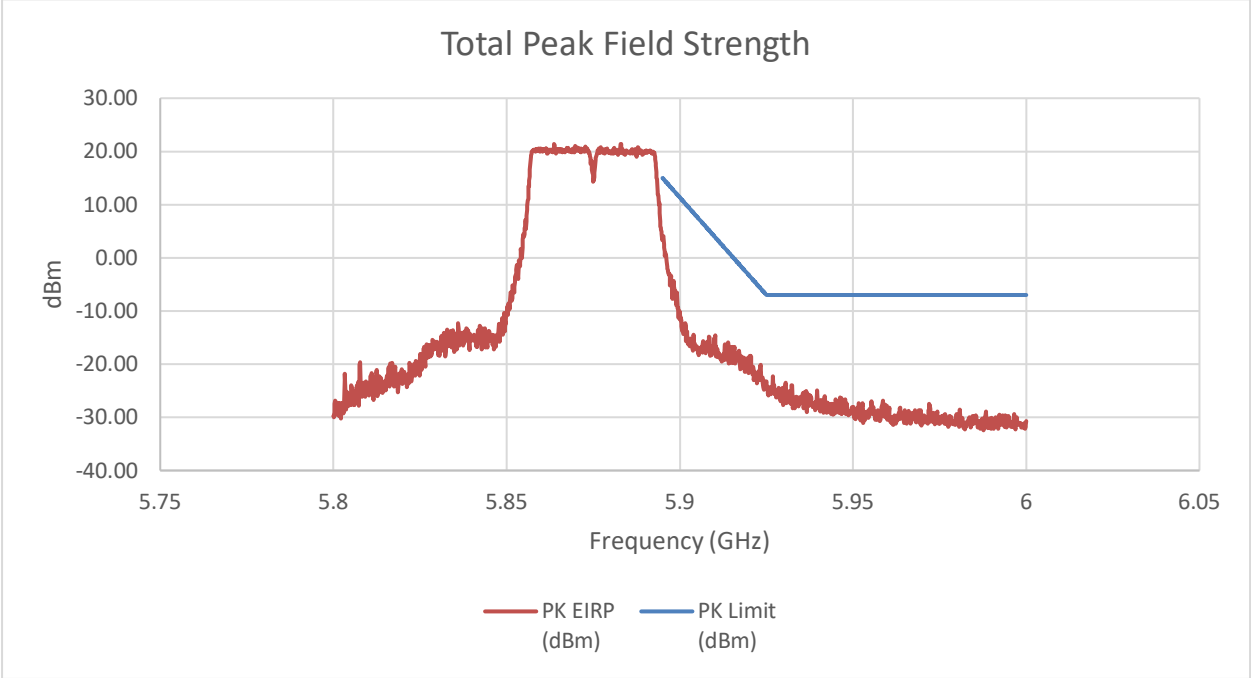

SUMMED BANDEDGE DATA (Av)

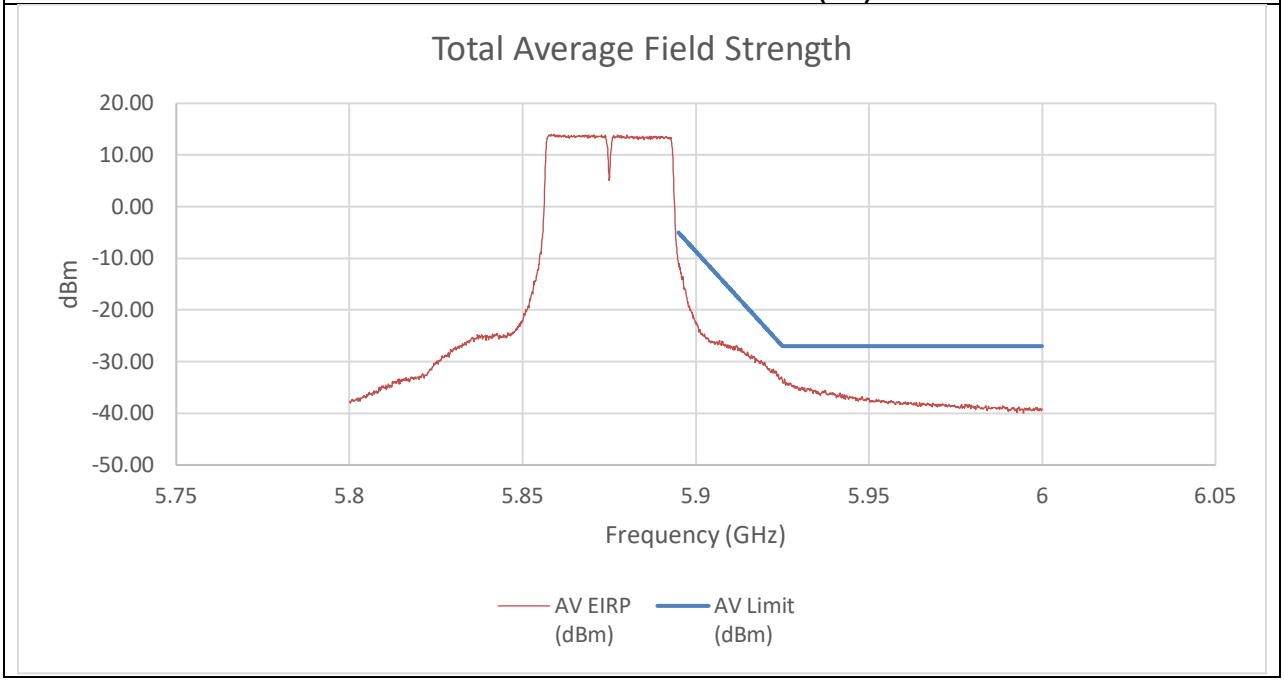

Summed Pk and Av Data at Restricted Band

Frequency (GHz)	PK Reading C1 (dBm)	PK Reading C2 (dBm)	PK EIRP (dBm)	PK EIRP Limit (dBm) (dBuV/m)	Margin (dB)
5.895	-13.12	-9.04	4.06	14.85	-10.79
Frequency (GHz)	**AV Reading C1 (dBm)**	**AV Reading C2 (dBm)**	**AV EIRP (dBm)**	**AV Limit (dBm)**	**Margin (dB)**
5.895	-26.36	-25.23	-11.08	-5.15	-5.93

An array gain of 11.67 dBi was used in the calculation of the summed data.

UL LLC
12 Laboratory Drive, Research Triangle Park, NC 27709; USA TEL:(919)549-1400
This report shall not be reproduced except in full, without the written approval of UL LLC

10.1.36. TX ABOVE 1 GHz 802.11ac VHT80 MODE IN THE 5.9 GHz BAND

2TX CHAIN 0 + CHAIN 1 MODE (Low Gain) 5855 MHz

SUMMED BANDEDGE DATA (Pk)

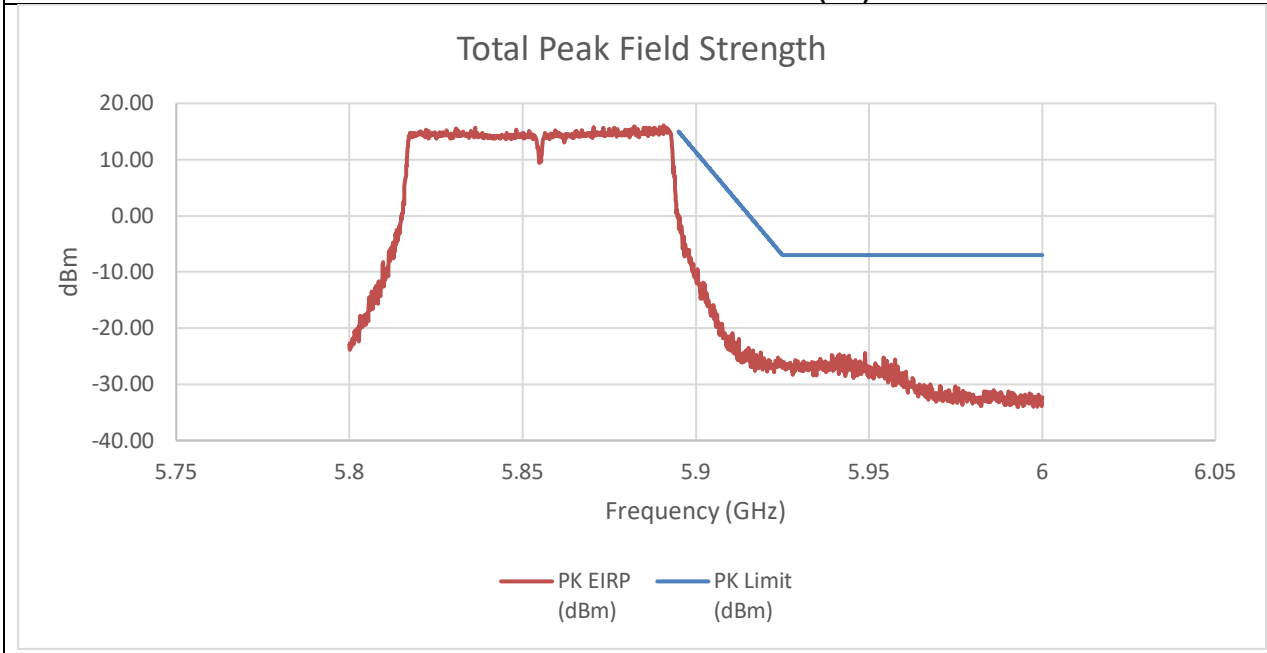

SUMMED BANDEDGE DATA (Av)

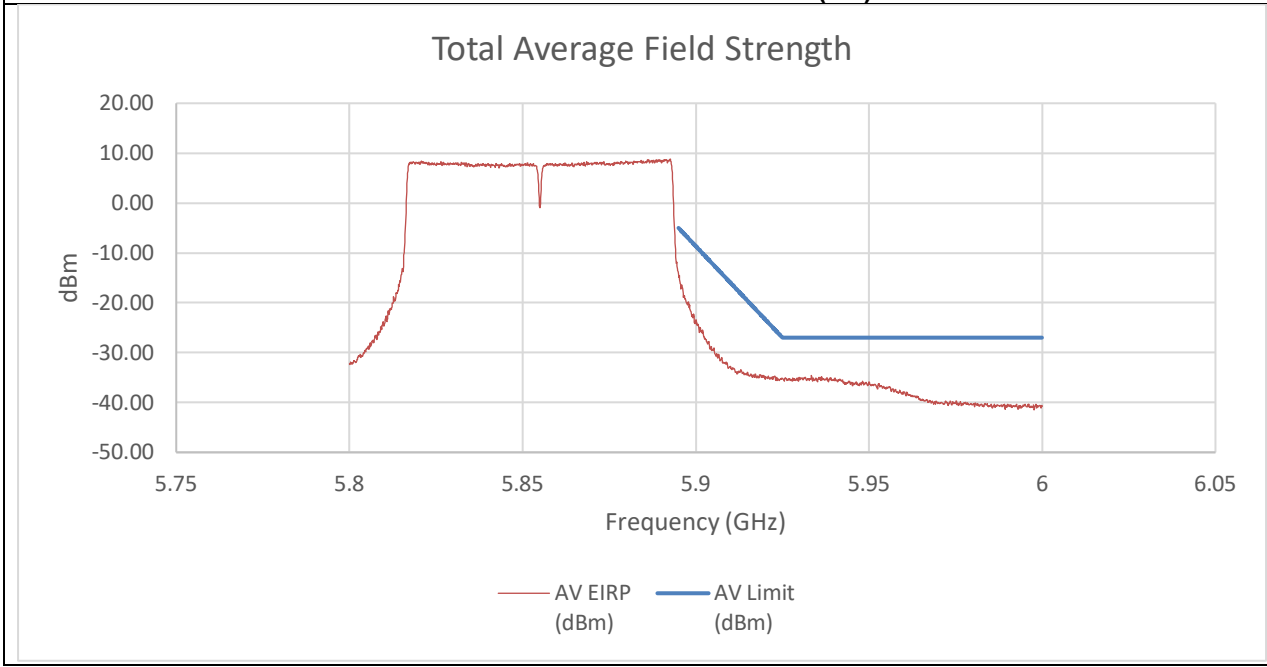

UL LLC
12 Laboratory Drive, Research Triangle Park, NC 27709; USA TEL:(919)549-1400
This report shall not be reproduced except in full, without the written approval of UL LLC

Summed Pk and Av Data at Restricted Band

Frequency (GHz)	PK Reading C1 (dBm)	PK Reading C2 (dBm)	PK EIRP (dBm)	PK EIRP Limit (dBm) (dBuV/m)	Margin (dB)
5.895	-10.56	-12.45	-0.18	14.85	-15.04
Frequency (GHz)	**AV Reading C1 (dBm)**	**AV Reading C2 (dBm)**	**AV EIRP (dBm)**	**AV Limit (dBm)**	**Margin (dB)**
5.933	-46.62	-45.20	-34.63	-27.00	-7.63

An array gain of 8.21 dBi was used in the calculation of the summed data.

UL LLC
12 Laboratory Drive, Research Triangle Park, NC 27709; USA TEL:(919)549-1400
This report shall not be reproduced except in full, without the written approval of UL LLC

2TX CHAIN 0 + CHAIN 1 MODE (Mid Gain) 5855 MHz

SUMMED BANDEDGE DATA (Pk)

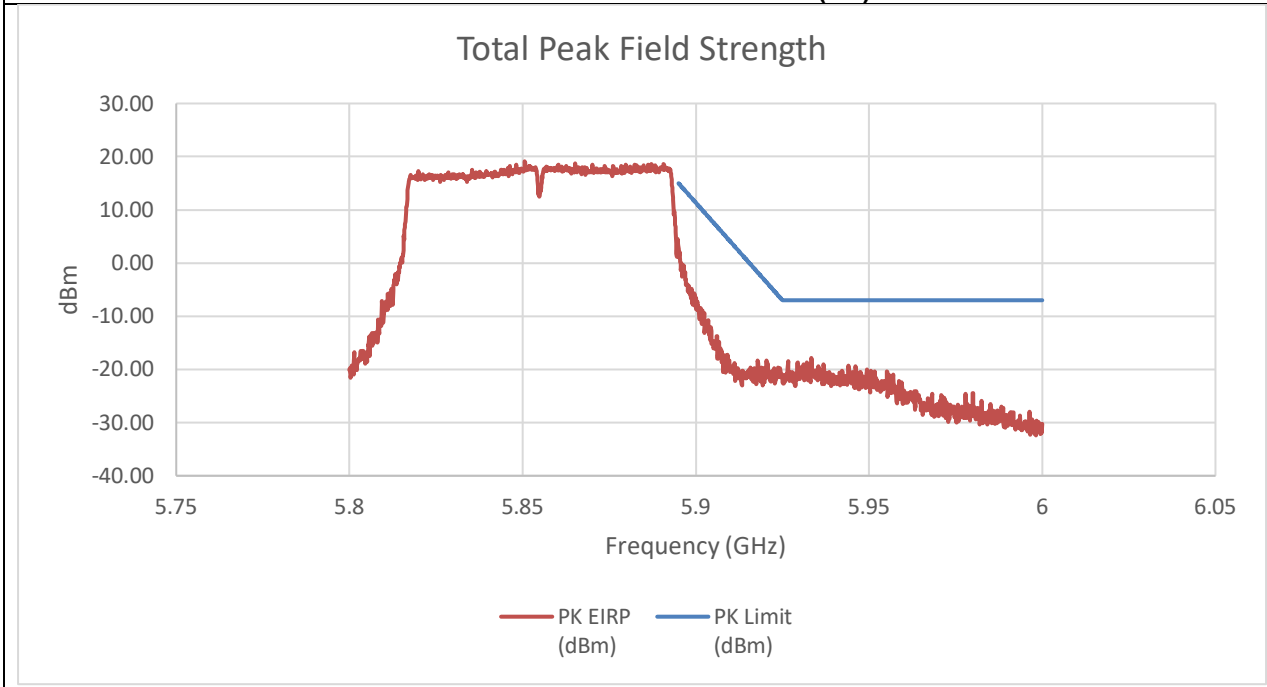

SUMMED BANDEDGE DATA (Av)

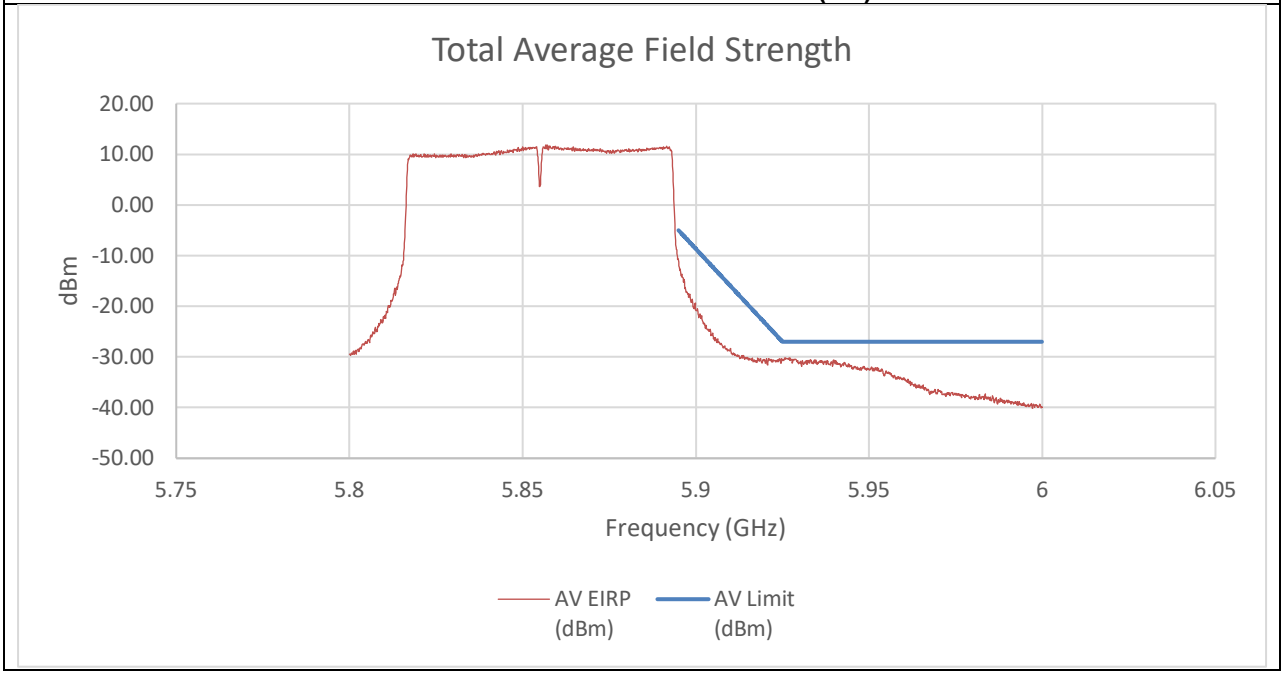

UL LLC
12 Laboratory Drive, Research Triangle Park, NC 27709; USA TEL:(919)549-1400
This report shall not be reproduced except in full, without the written approval of UL LLC

Summed Pk and Av Data at Restricted Band

Frequency (GHz)	PK Reading C1 (dBm)	PK Reading C2 (dBm)	PK EIRP (dBm)	PK EIRP Limit (dBm) (dBuV/m)	Margin (dB)
5.933	-30.59	-31.94	-17.89	-7.00	-10.89
Frequency (GHz)	**AV Reading C1 (dBm)**	**AV Reading C2 (dBm)**	**AV EIRP (dBm)**	**AV Limit (dBm)**	**Margin (dB)**
5.926	-45.98	-41.90	-30.16	-27.00	-3.16

An array gain of 10.31 dBi was used in the calculation of the summed data.

UL LLC
12 Laboratory Drive, Research Triangle Park, NC 27709; USA TEL:(919)549-1400
This report shall not be reproduced except in full, without the written approval of UL LLC

2TX CHAIN 0 + CHAIN 1 MODE (High Gain) 5855 MHz

PK MEASUREMENT

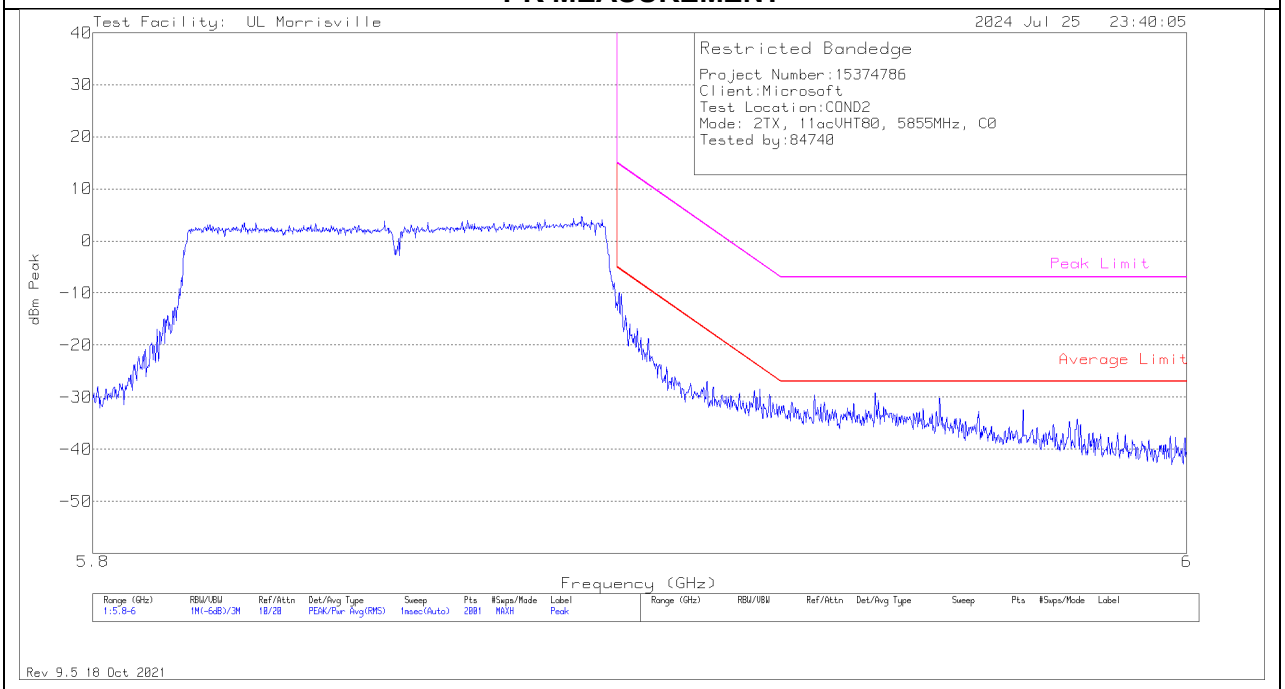

AV MEASUREMENT

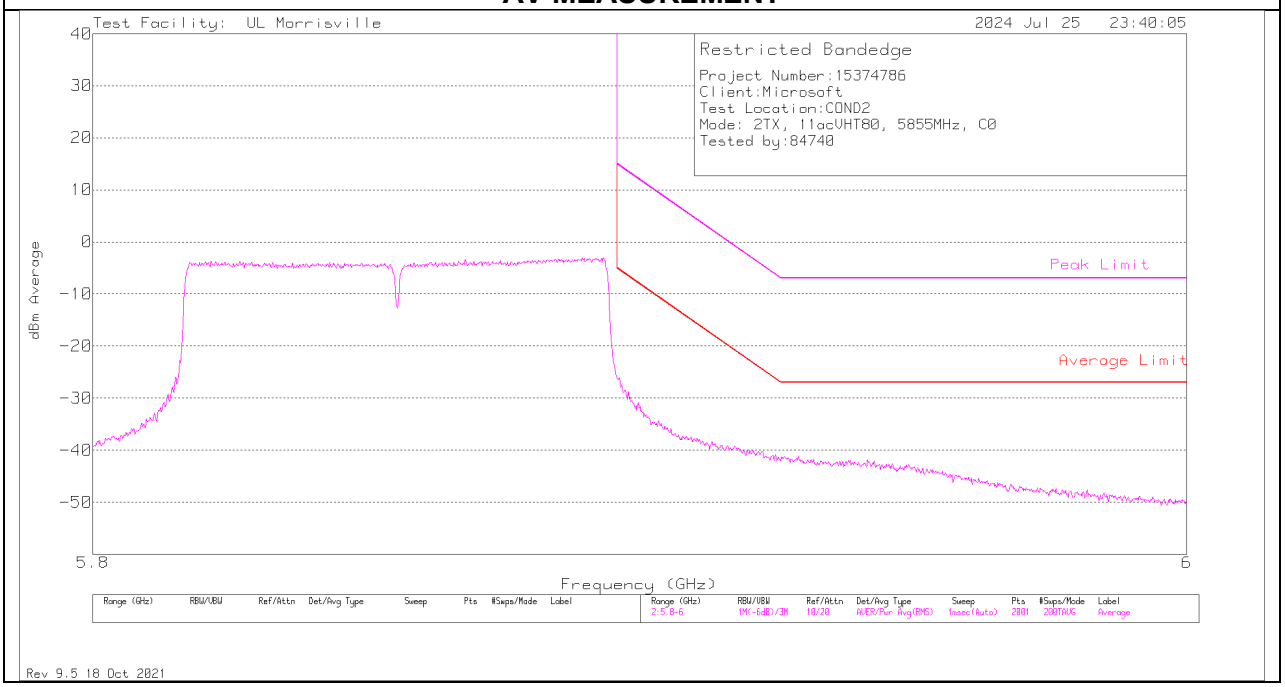

UL LLC
12 Laboratory Drive, Research Triangle Park, NC 27709; USA TEL:(919)549-1400

This report shall not be reproduced except in full, without the written approval of UL LLC

SUMMED BANDEDGE DATA (Pk)

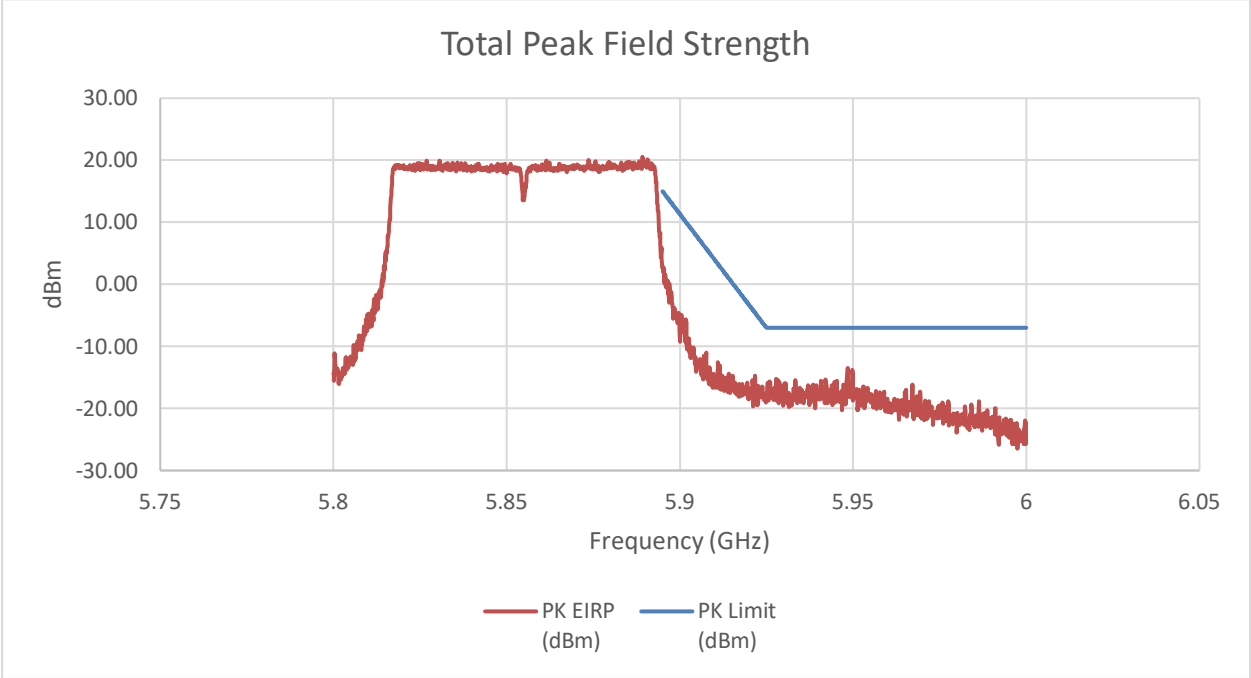

SUMMED BANDEDGE DATA (Av)

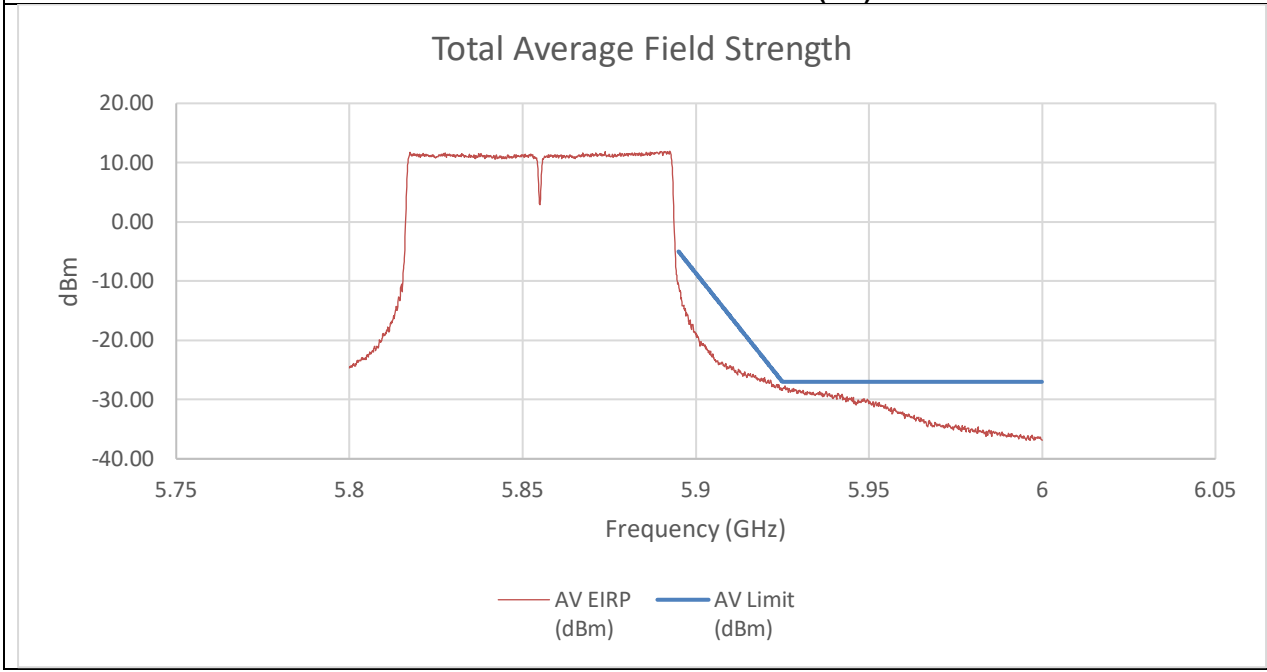

Summed Pk and Av Data at Restricted Band

Frequency (GHz)	PK Reading C1 (dBm)	PK Reading C2 (dBm)	PK EIRP (dBm)	PK EIRP Limit (dBm) (dBuV/m)	Margin (dB)
5.948	-26.37	-31.14	-13.45	-7.00	-6.45
Frequency (GHz)	**AV Reading C1 (dBm)**	**AV Reading C2 (dBm)**	**AV EIRP (dBm)**	**AV Limit (dBm)**	**Margin (dB)**
5.926	-50.00	-47.00	-27.69	-27.00	-0.69

An array gain of 11.67 dBi was used in the calculation of the summed data.

UL LLC
12 Laboratory Drive, Research Triangle Park, NC 27709; USA TEL:(919)549-1400
This report shall not be reproduced except in full, without the written approval of UL LLC

10.1.37. TX ABOVE 1 GHz 802.11ac VHT160 MODE IN THE 5.8/5.9 GHz BAND

2TX CHAIN 0 + CHAIN 1 MODE (Low Gain) 5815 MHz Low BE

SUMMED BANDEDGE DATA (Pk)

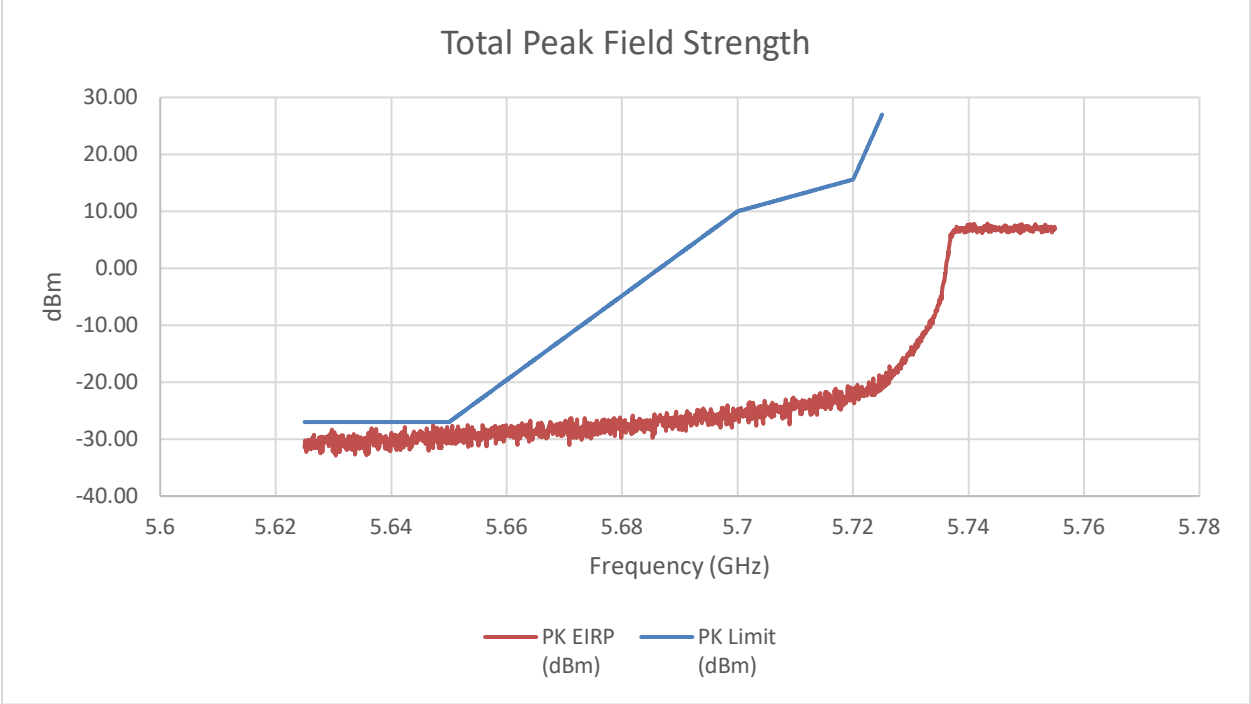

Summed Pk Data at Restricted Band

Frequency (GHz)	PK Reading C1 (dBm)	PK Reading C2 (dBm)	PK EIRP (dBm)	PK EIRP Limit (dBm) (dBuV/m)	Margin (dB)
5.65	-38.54	-38.95	-27.52	-27.00	-0.52

An array gain of 8.21 dBi was used in the calculation of the summed data.

UL LLC
12 Laboratory Drive, Research Triangle Park, NC 27709; USA TEL:(919)549-1400
This report shall not be reproduced except in full, without the written approval of UL LLC

2TX CHAIN 0 + CHAIN 1 MODE (Low Gain) 5815 MHz High BE

SUMMED BANDEDGE DATA (Pk)

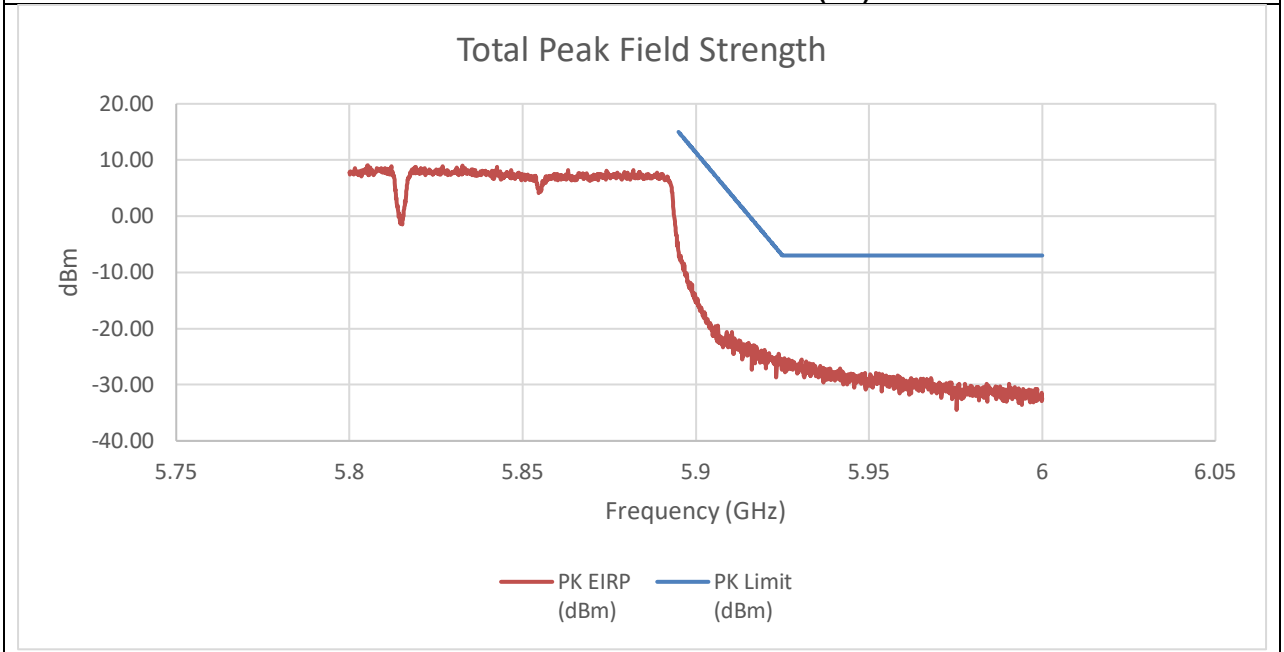

SUMMED BANDEDGE DATA (Av)

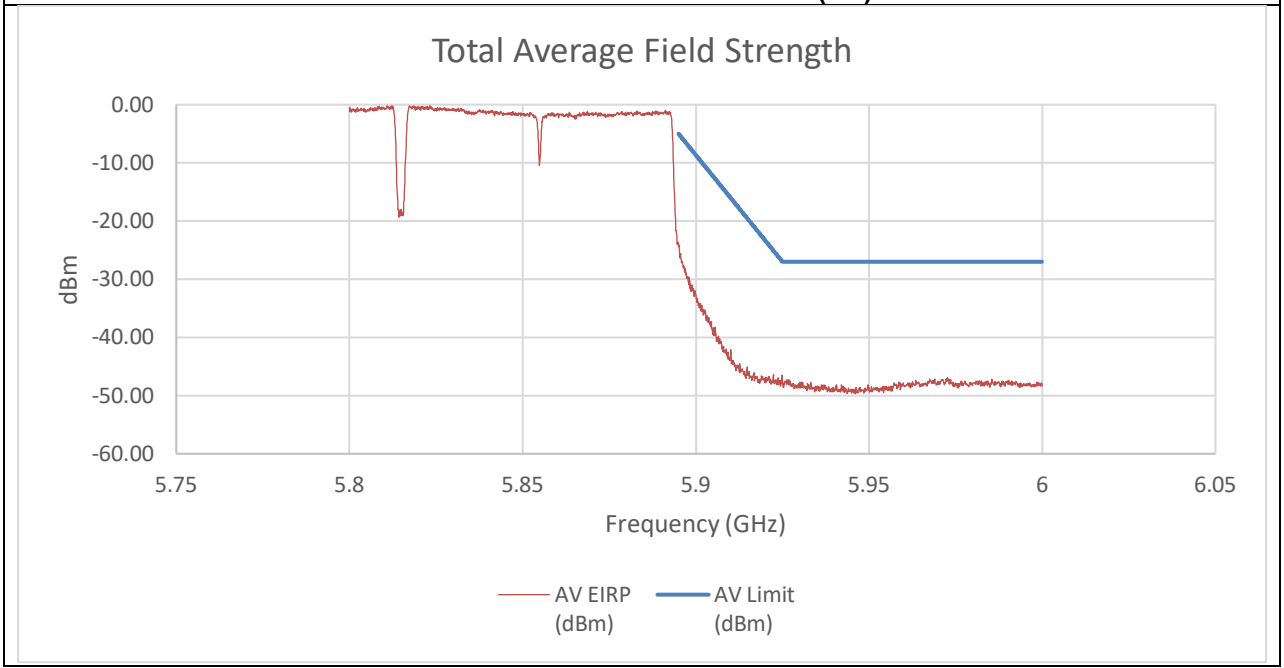

UL LLC
12 Laboratory Drive, Research Triangle Park, NC 27709; USA TEL:(919)549-1400
This report shall not be reproduced except in full, without the written approval of UL LLC

Summed Pk and Av Data at Restricted Band

Frequency (GHz)	PK Reading C1 (dBm)	PK Reading C2 (dBm)	PK EIRP (dBm)	PK EIRP Limit (dBm) (dBuV/m)	Margin (dB)
5.924	-34.79	-36.99	-24.53	-6.27	-18.27
Frequency (GHz)	**AV Reading C1 (dBm)**	**AV Reading C2 (dBm)**	**AV EIRP (dBm)**	**AV Limit (dBm)**	**Margin (dB)**
5.895	-35.02	-35.92	-24.23	-5.07	-19.15

An array gain of 8.21 dBi was used in the calculation of the summed data.

UL LLC
12 Laboratory Drive, Research Triangle Park, NC 27709; USA TEL:(919)549-1400
This report shall not be reproduced except in full, without the written approval of UL LLC

2TX CHAIN 0 + CHAIN 1 MODE (Mid Gain) 5815 MHz Low BE

SUMMED BANDEDGE DATA (Pk)

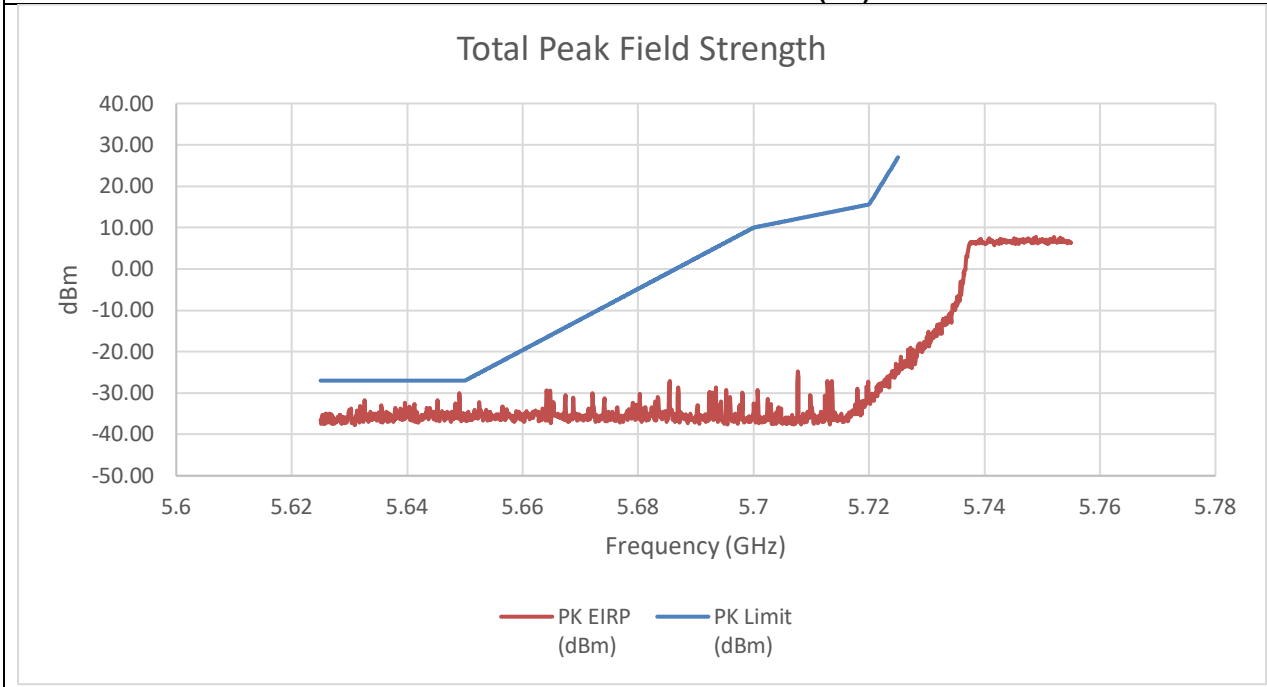

Summed Pk Data at Restricted Band

Frequency (GHz)	PK Reading C1 (dBm)	PK Reading C2 (dBm)	PK EIRP (dBm)	PK EIRP Limit (dBm) (dBuV/m)	Margin (dB)
5.65	-41.42	-47.15	-30.08	-27.00	-3.08

An array gain of 10.31 dBi was used in the calculation of the summed data.

UL LLC
12 Laboratory Drive, Research Triangle Park, NC 27709; USA TEL:(919)549-1400
This report shall not be reproduced except in full, without the written approval of UL LLC

2TX CHAIN 0 + CHAIN 1 MODE (Mid Gain) 5815 MHz High BE

SUMMED BANDEDGE DATA (Pk)

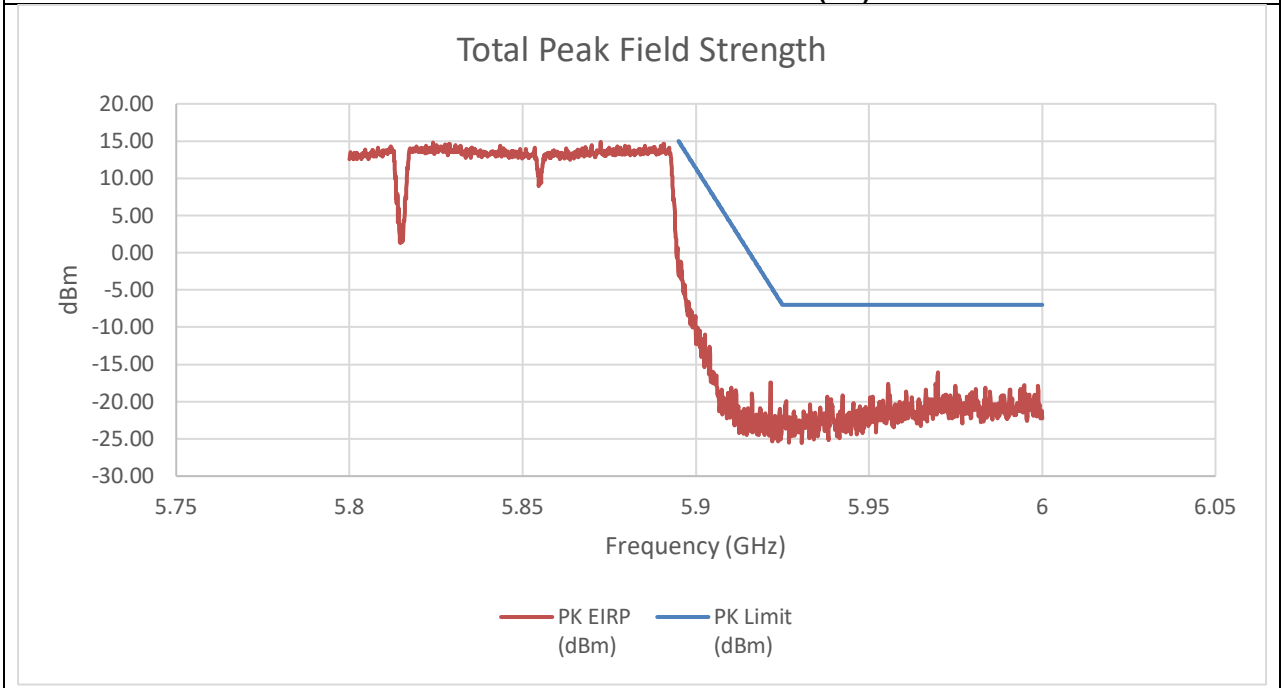

SUMMED BANDEDGE DATA (Av)

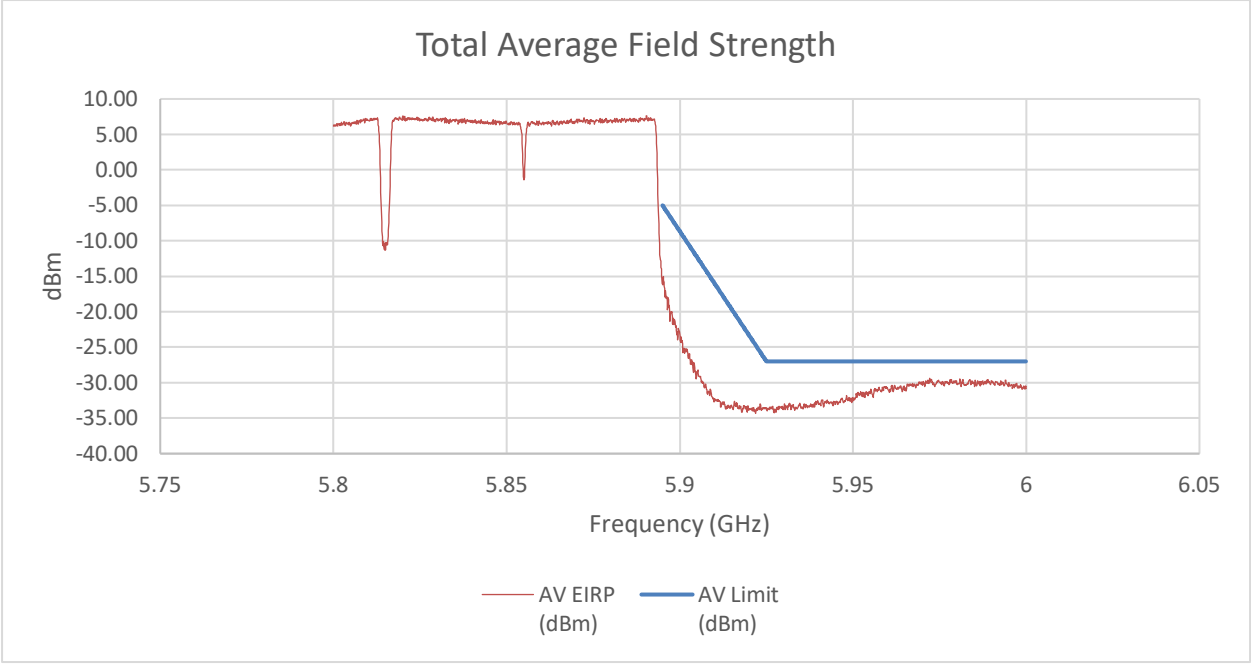

UL LLC
12 Laboratory Drive, Research Triangle Park, NC 27709; USA TEL:(919)549-1400
This report shall not be reproduced except in full, without the written approval of UL LLC

Summed Pk and Av Data at Restricted Band

Frequency (GHz)	PK Reading C1 (dBm)	PK Reading C2 (dBm)	PK EIRP (dBm)	PK EIRP Limit (dBm) (dBuV/m)	Margin (dB)
5.970	-27.08	-34.71	-16.08	-7.00	-9.08
Frequency (GHz)	**AV Reading C1 (dBm)**	**AV Reading C2 (dBm)**	**AV EIRP (dBm)**	**AV Limit (dBm)**	**Margin (dB)**
5.972	-42.18	-43.29	-29.38	-27.00	-2.38

An array gain of 10.31 dBi was used in the calculation of the summed data.

UL LLC
12 Laboratory Drive, Research Triangle Park, NC 27709; USA TEL:(919)549-1400
This report shall not be reproduced except in full, without the written approval of UL LLC

2TX CHAIN 0 + CHAIN 1 MODE (High Gain) 5815 MHz Low BE

PK MEASUREMENT

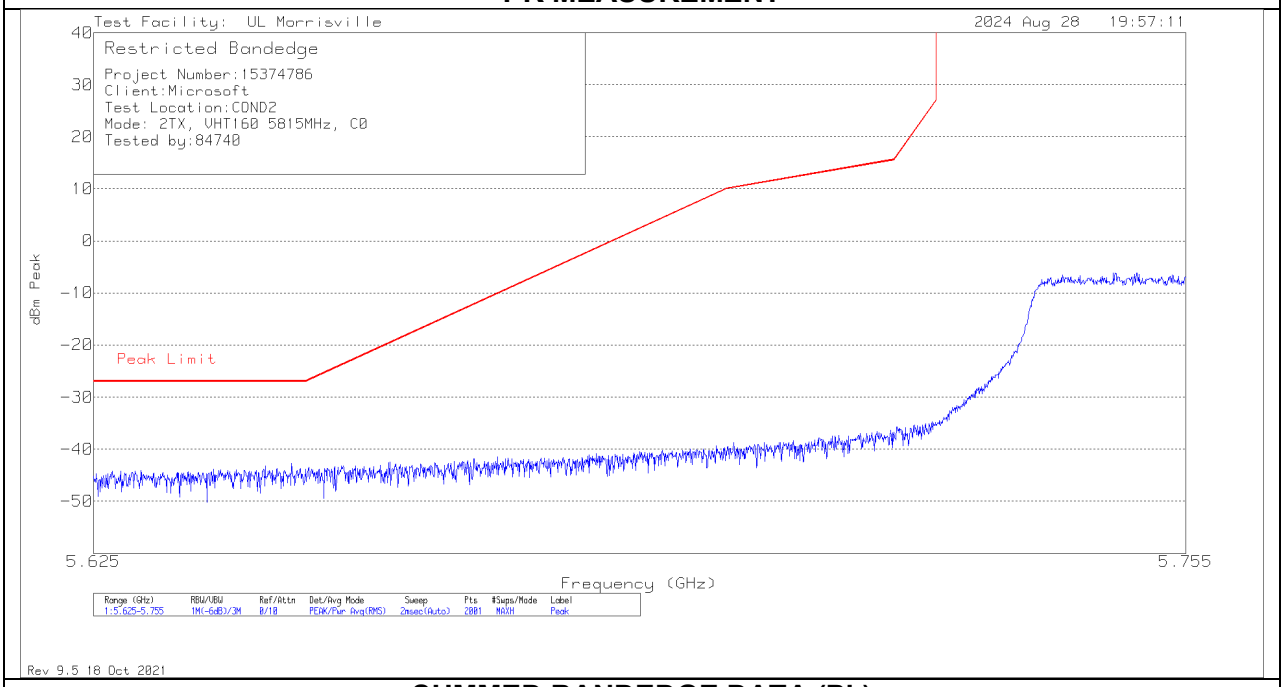

SUMMED BANDEDGE DATA (Pk)

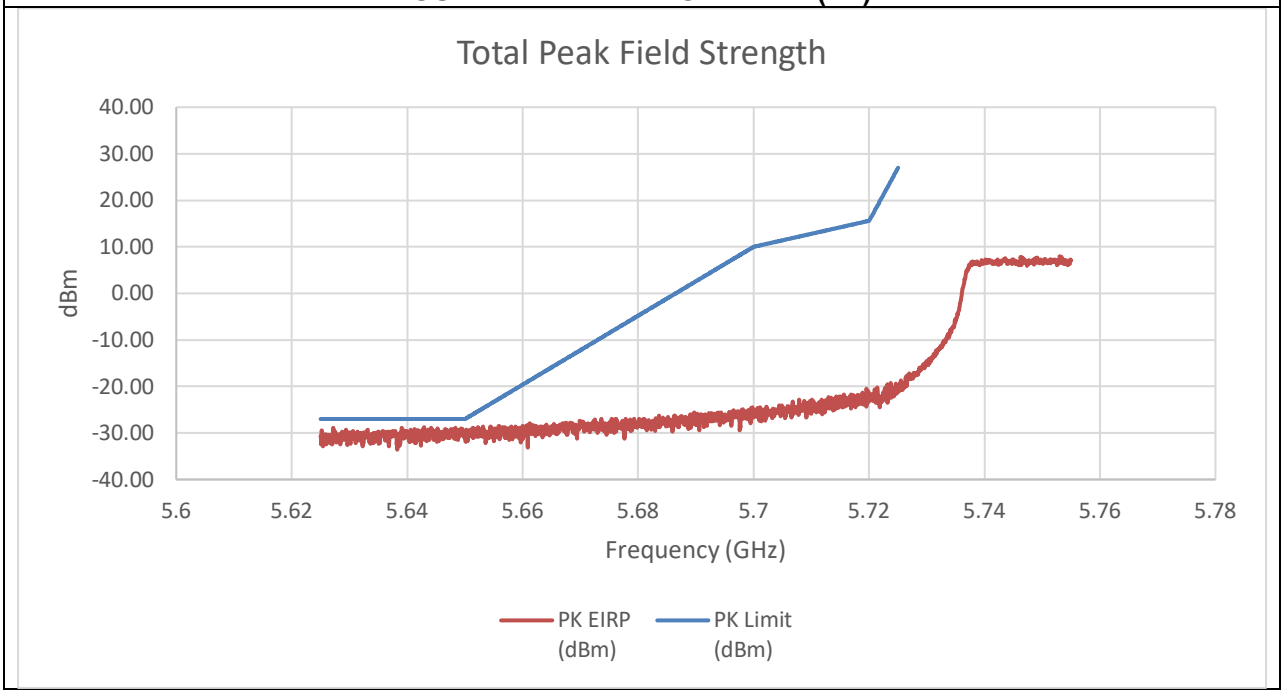

Summed Pk Data at Restricted Band

Frequency (GHz)	PK Reading C1 (dBm)	PK Reading C2 (dBm)	PK EIRP (dBm)	PK EIRP Limit (dBm) (dBuV/m)	Margin (dB)
5.64	-44.67	-42.46	-28.75	-27.00	-1.75

An array gain of 11.67 dBi was used in the calculation of the summed data.

UL LLC
12 Laboratory Drive, Research Triangle Park, NC 27709; USA TEL:(919)549-1400
This report shall not be reproduced except in full, without the written approval of UL LLC

2TX CHAIN 0 + CHAIN 1 MODE (High Gain) 5815 MHz High BE

PK MEASUREMENT

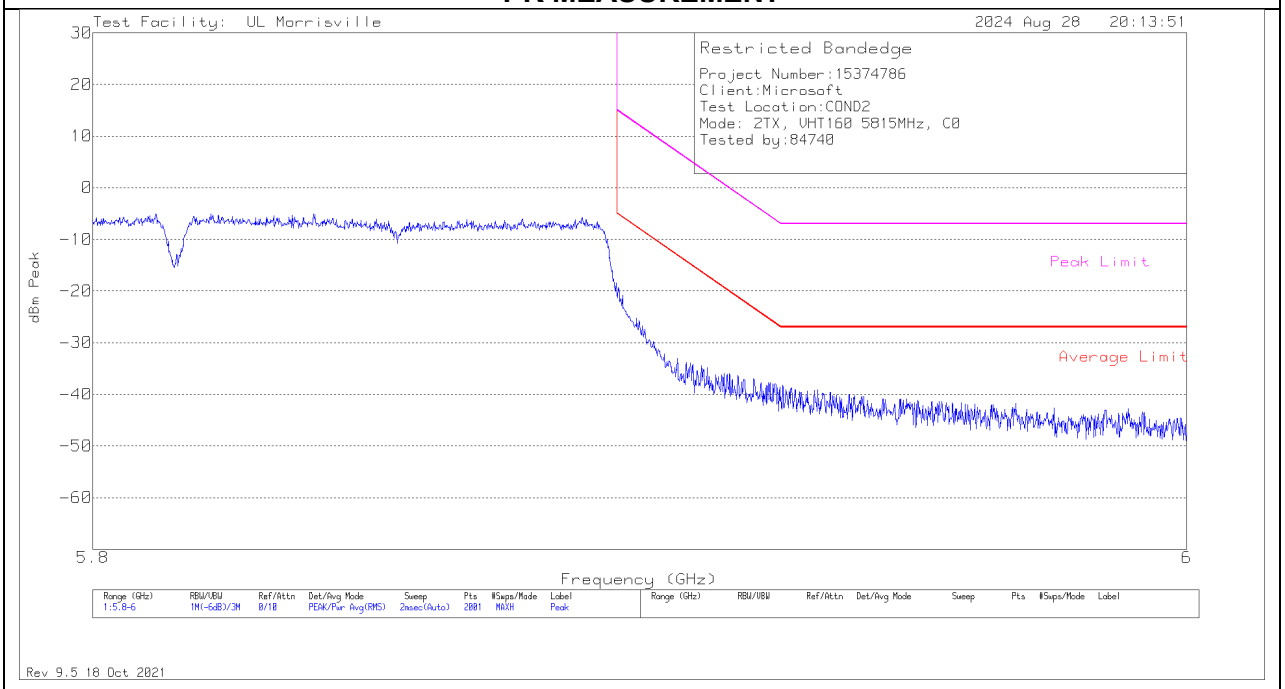

AV MEASUREMENT

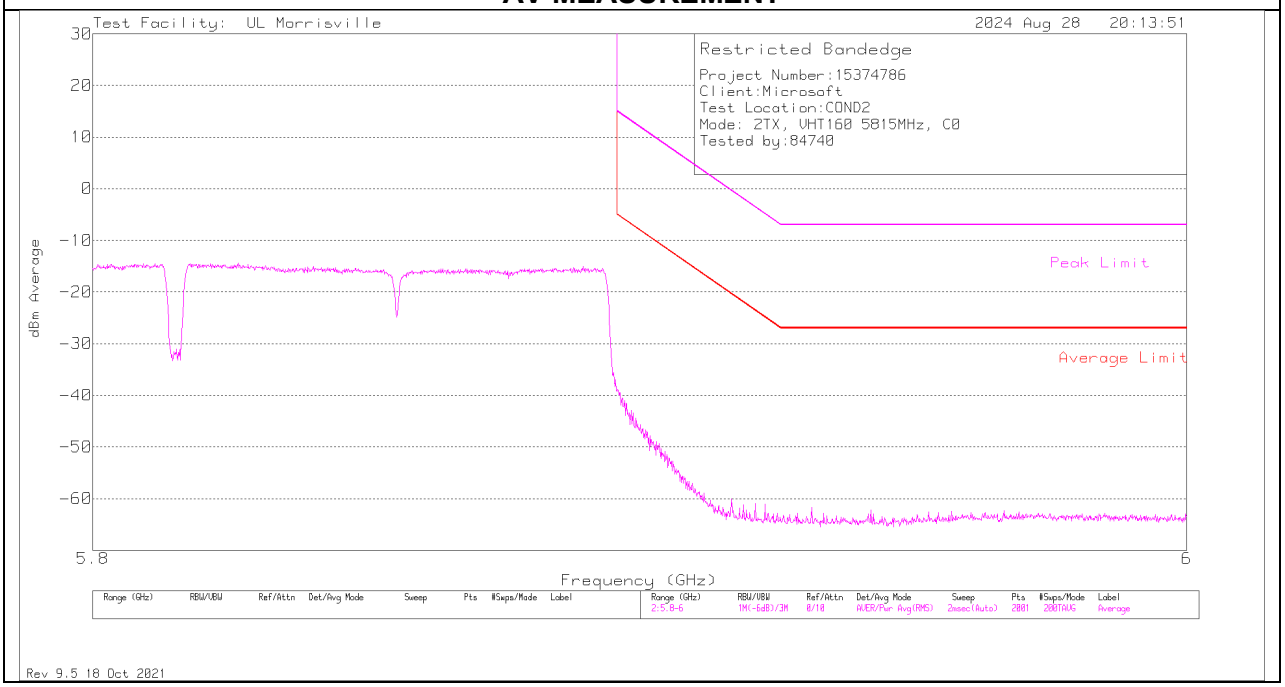

UL LLC
12 Laboratory Drive, Research Triangle Park, NC 27709; USA TEL:(919)549-1400

This report shall not be reproduced except in full, without the written approval of UL LLC

SUMMED BANDEDGE DATA (Pk)

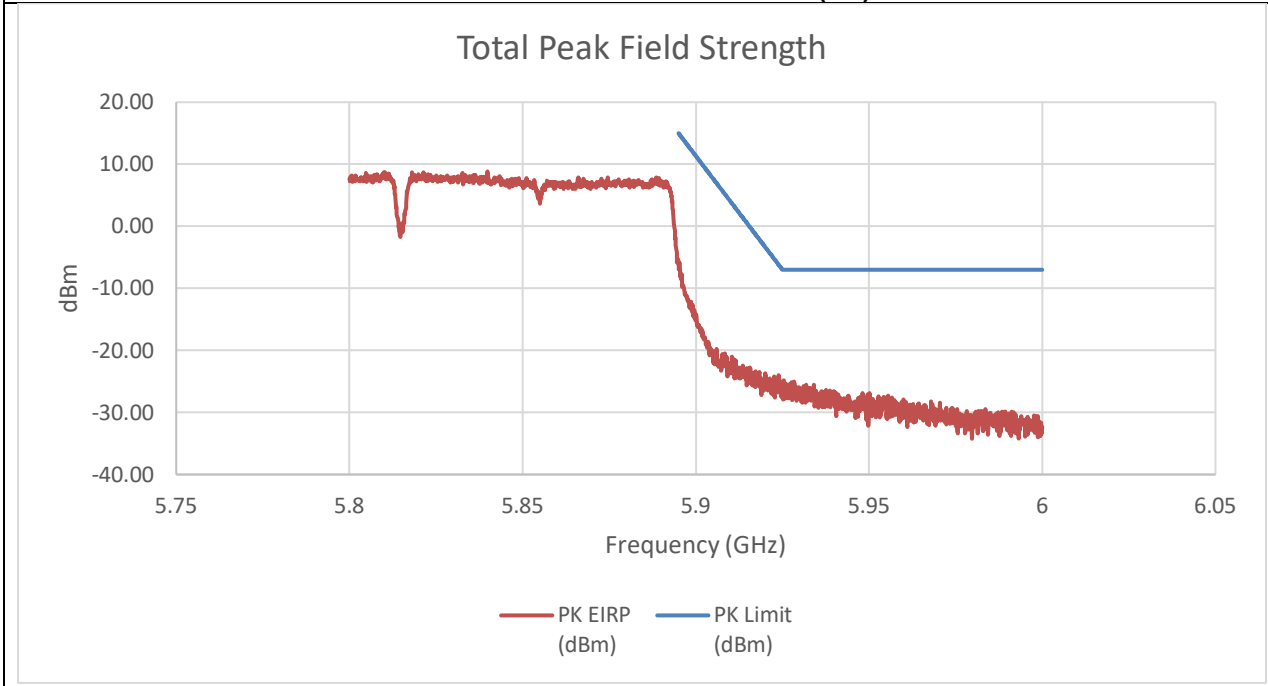

SUMMED BANDEDGE DATA (Av)

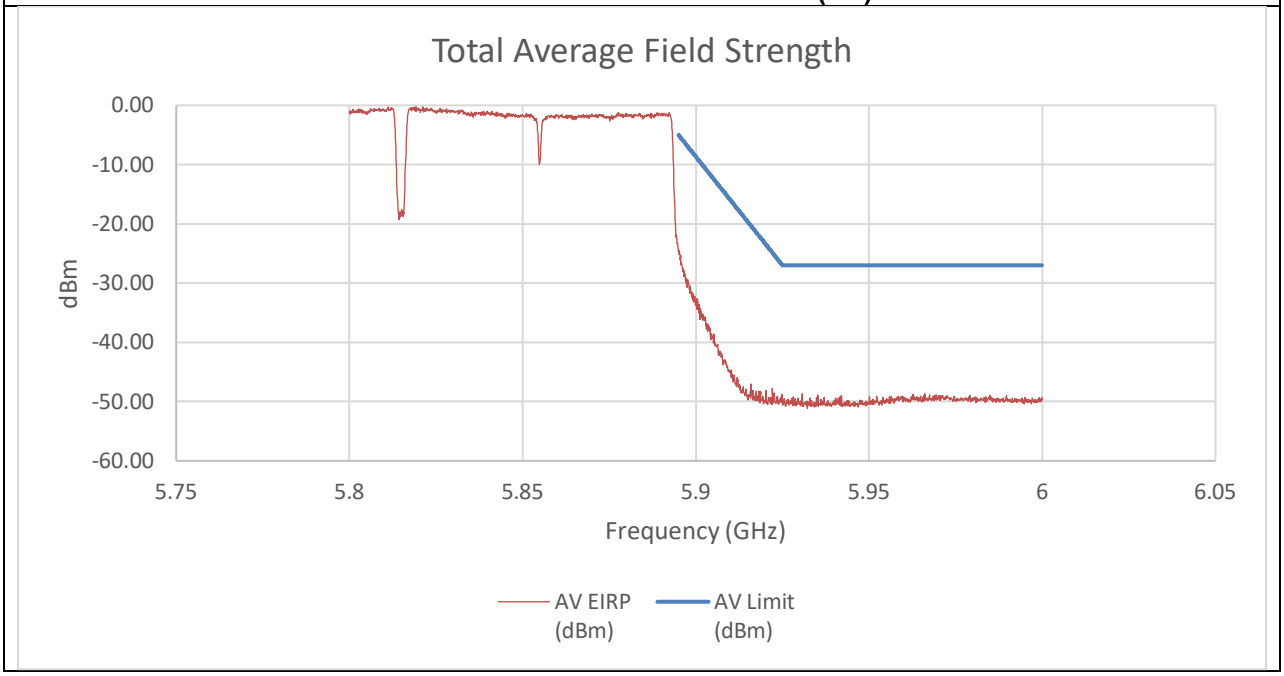

Summed Pk and Av Data at Restricted Band

Frequency (GHz)	PK Reading C1 (dBm)	PK Reading C2 (dBm)	PK EIRP (dBm)	PK EIRP Limit (dBm) (dBuV/m)	Margin (dB)
5.924	-37.97	-39.41	-23.95	-6.19	-17.76
Frequency (GHz)	**AV Reading C1 (dBm)**	**AV Reading C2 (dBm)**	**AV EIRP (dBm)**	**AV Limit (dBm)**	**Margin (dB)**
5.895	-38.82	-39.59	-24.51	-5.07	-19.43

An array gain of 11.67 dBi was used in the calculation of the summed data.

UL LLC
12 Laboratory Drive, Research Triangle Park, NC 27709; USA TEL:(919)549-1400
This report shall not be reproduced except in full, without the written approval of UL LLC

10.1.38. TX ABOVE 1 GHz 802.11BE EHT20 MODE IN THE 5.9 GHz BAND

TX ABOVE 1 GHz 802.11be EHT20 26T MODE IN THE 5.9 GHz BAND

2TX CHAIN 0 + CHAIN 1 MODE (Low Gain) 5885 MHz

SUMMED BANDEDGE DATA (Pk)

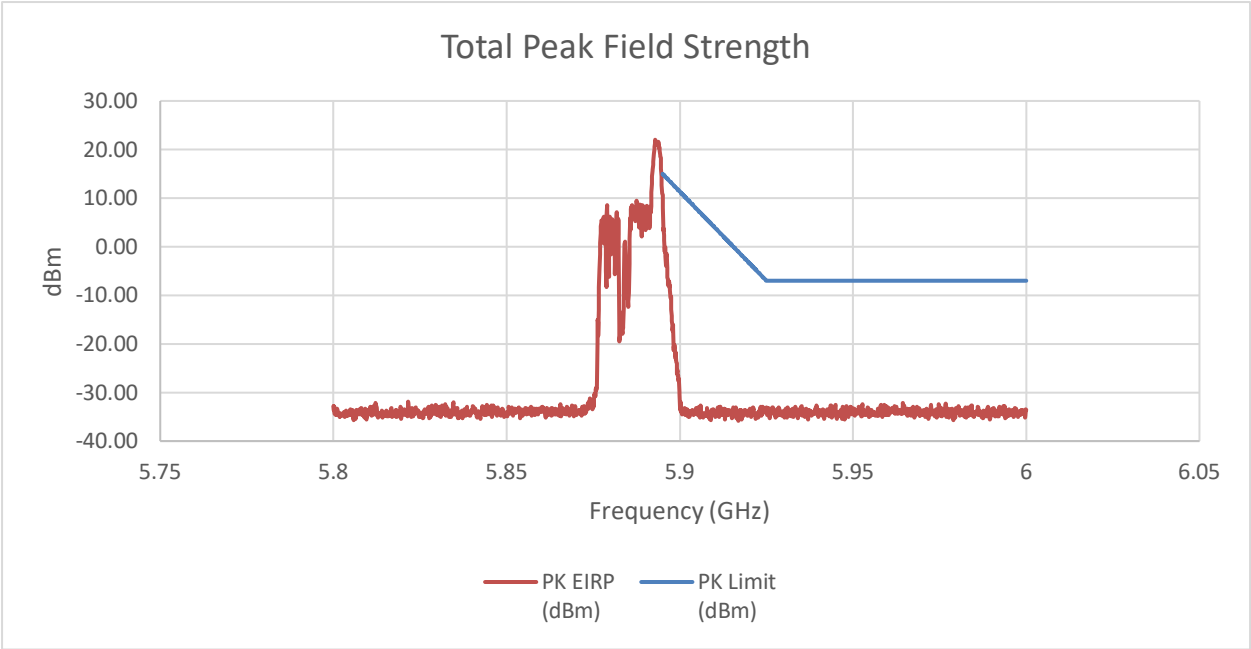

SUMMED BANDEDGE DATA (Av)

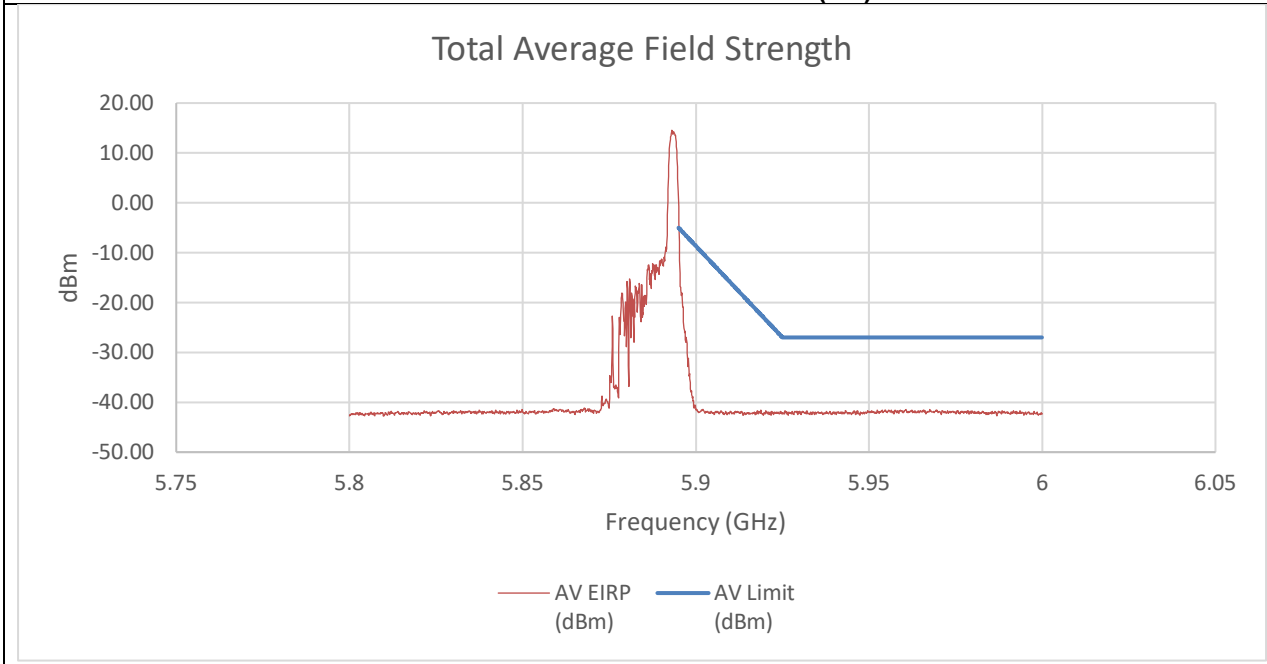

UL LLC
12 Laboratory Drive, Research Triangle Park, NC 27709; USA TEL:(919)549-1400
This report shall not be reproduced except in full, without the written approval of UL LLC

INTEGRATION (C0)

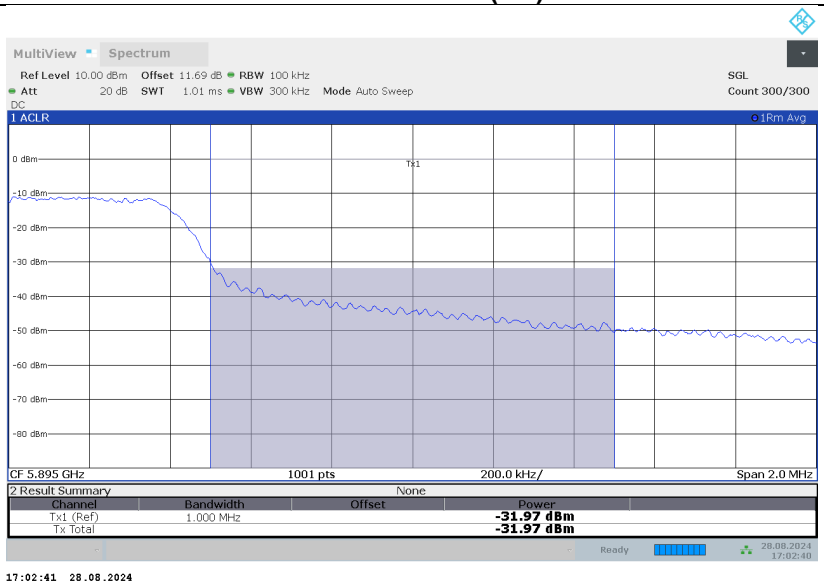

17:02:41 28.08.2024

INTEGRATION (C1)

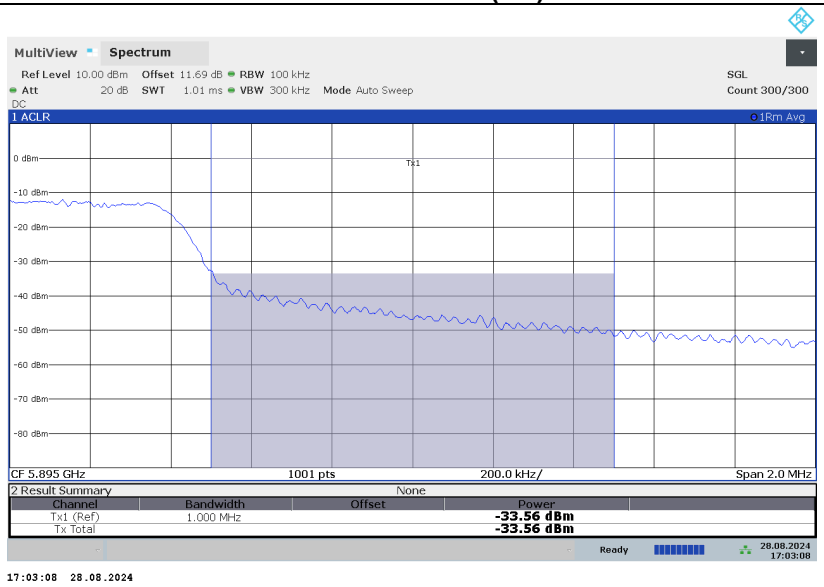

17:03:08 28.08.2024

Summed Pk and Av Data at Restricted Band

Frequency (GHz)	PK Reading C1 (dBm)	PK Reading C2 (dBm)	PK EIRP (dBm)	PK EIRP Limit (dBm) (dBuV/m)	Margin (dB)
5.895	-0.51	-0.71	10.61	15.00	-4.39
Frequency (GHz)	**AV Reading C1 (dBm)**	**AV Reading C2 (dBm)**	**AV EIRP (dBm)**	**AV Limit (dBm)**	**Margin (dB)**
5.895	-31.97	-33.56	-21.47	-5.00	-16.47

An array gain of 8.21 dBi was used in the calculation of the summed data.

UL LLC
12 Laboratory Drive, Research Triangle Park, NC 27709; USA TEL:(919)549-1400
This report shall not be reproduced except in full, without the written approval of UL LLC

2TX CHAIN 0 + CHAIN 1 MODE (Mid Gain) 5885 MHz

SUMMED BANDEDGE DATA (Pk)

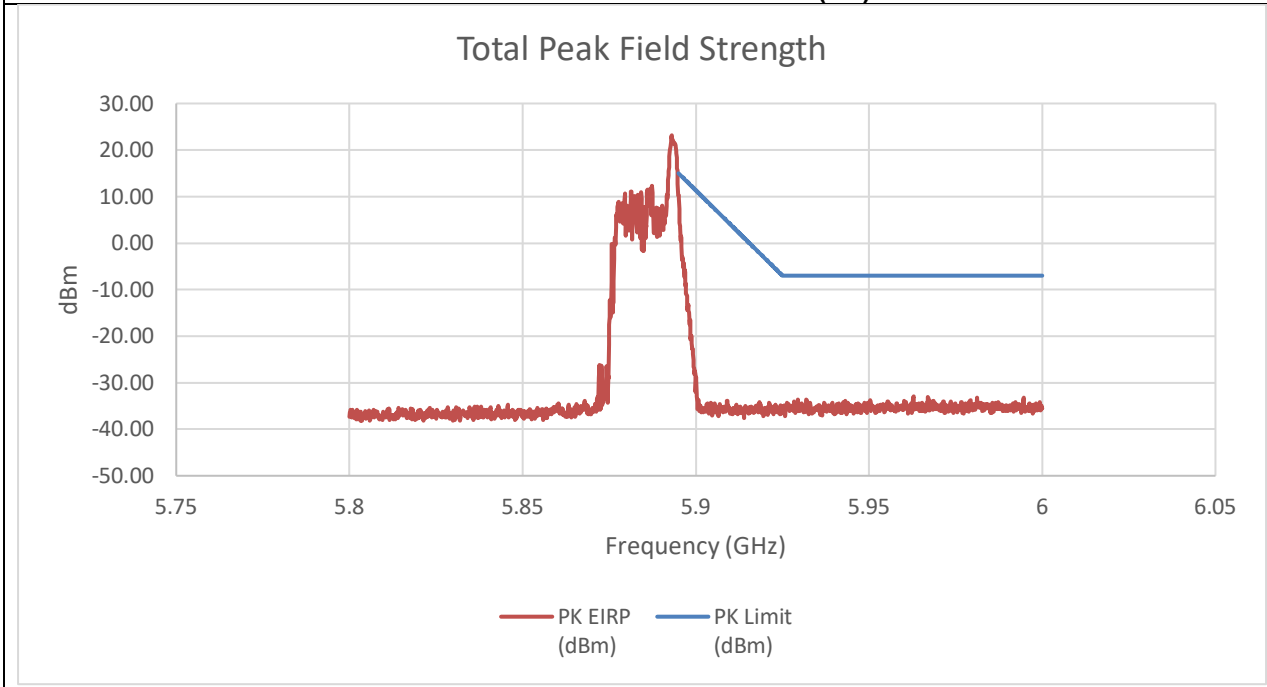

SUMMED BANDEDGE DATA (Av)

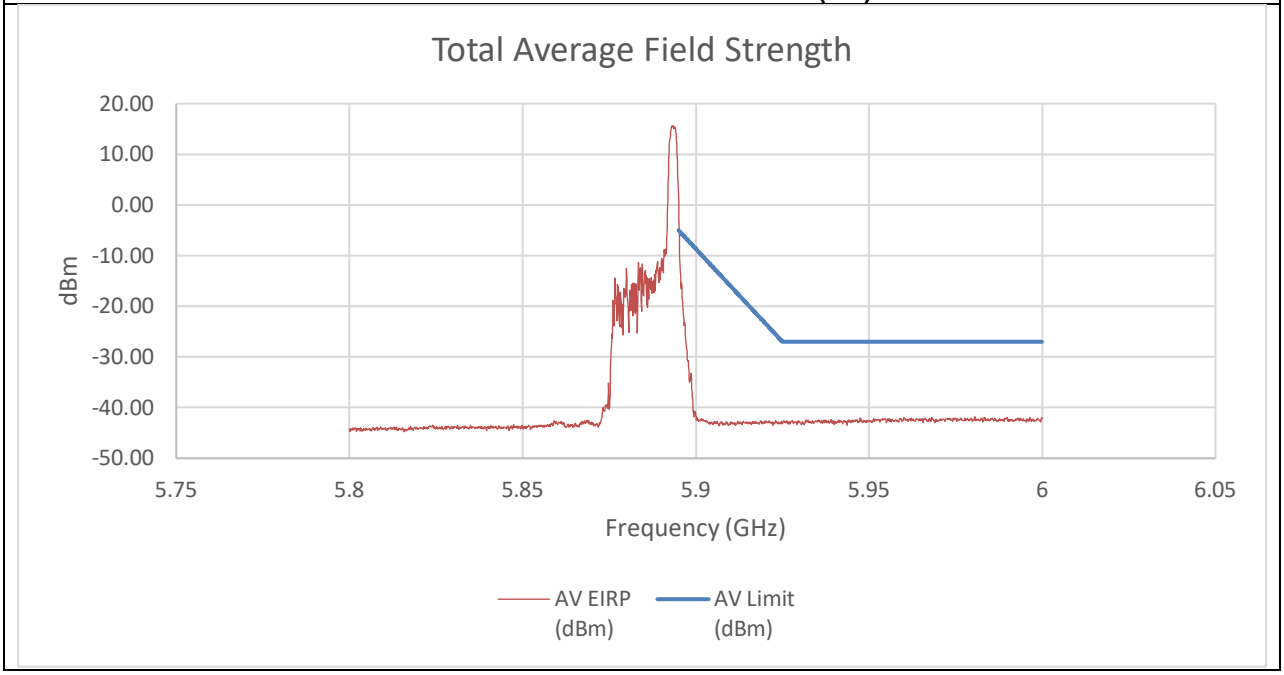

UL LLC
12 Laboratory Drive, Research Triangle Park, NC 27709; USA TEL:(919)549-1400
This report shall not be reproduced except in full, without the written approval of UL LLC

INTEGRATION (C0)

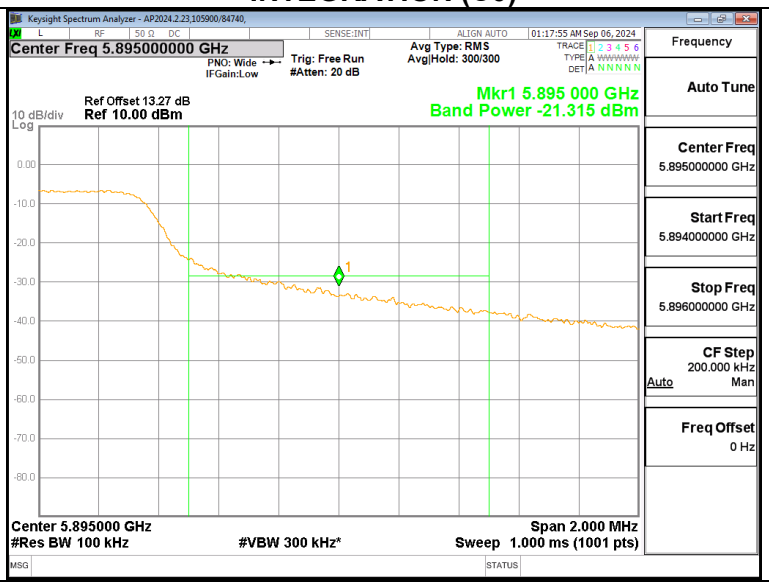

INTEGRATION (C1)

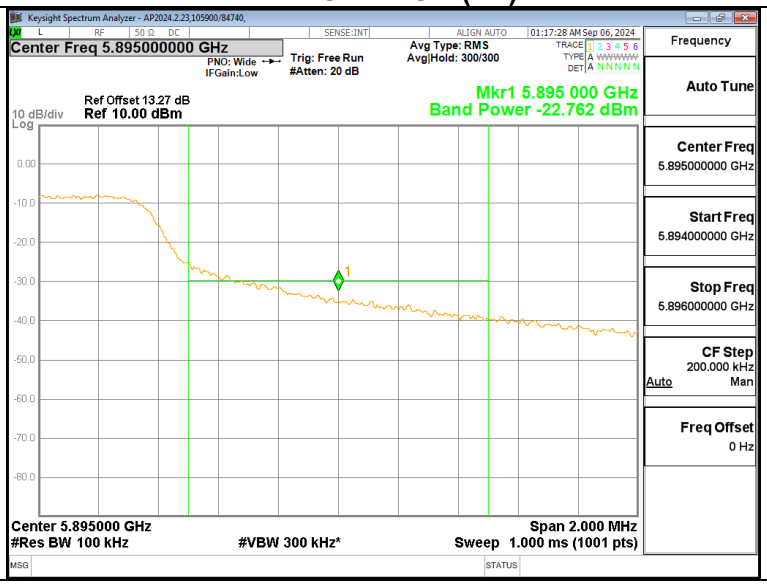

Summed Pk and Av Data at Restricted Band

Frequency (GHz)	PK Reading C1 (dBm)	PK Reading C2 (dBm)	PK EIRP (dBm)	PK EIRP Limit (dBm) (dBuV/m)	Margin (dB)
5.895	-4.15	-2.32	10.18	15.00	-4.82
Frequency (GHz)	**AV Reading C1 (dBm)**	**AV Reading C2 (dBm)**	**AV EIRP (dBm)**	**AV Limit (dBm)**	**Margin (dB)**
5.895	-21.32	-22.76	-8.66	-5.00	-3.66

An array gain of 10.31 dBi was used in the calculation of the summed data.

UL LLC
12 Laboratory Drive, Research Triangle Park, NC 27709; USA TEL:(919)549-1400
This report shall not be reproduced except in full, without the written approval of UL LLC

2TX CHAIN 0 + CHAIN 1 MODE (High Gain) 5885 MHz

PK MEASUREMENT

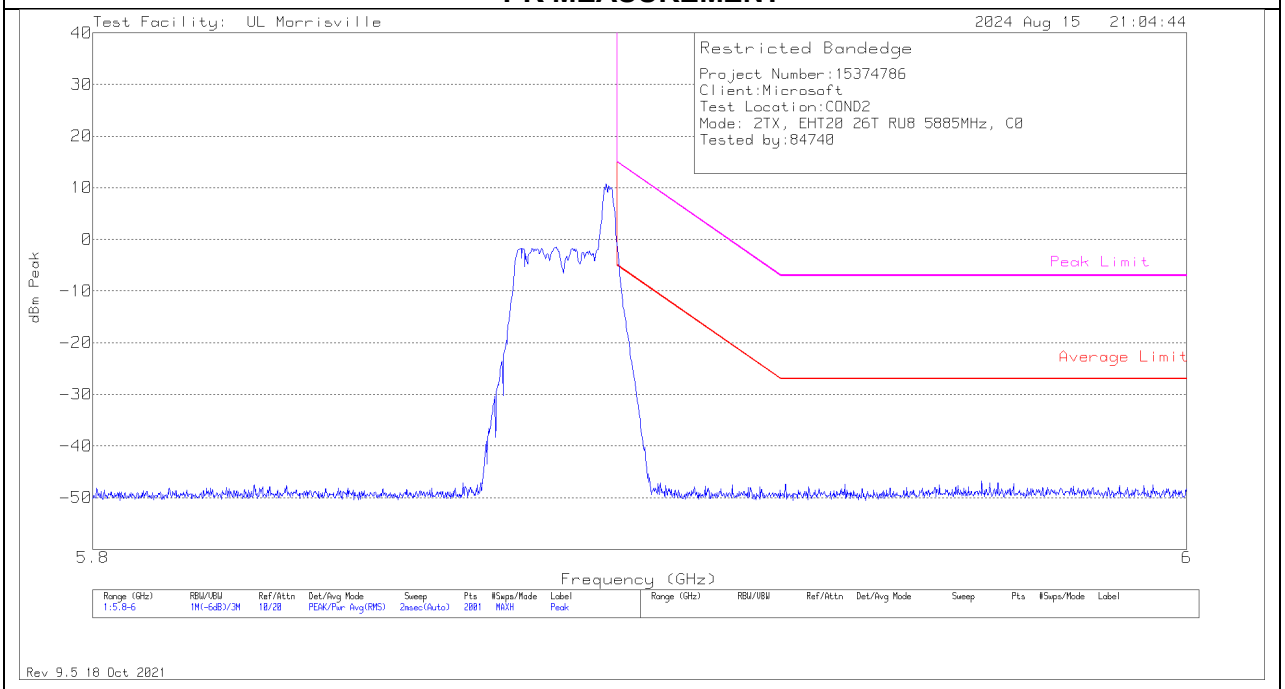

AV MEASUREMENT

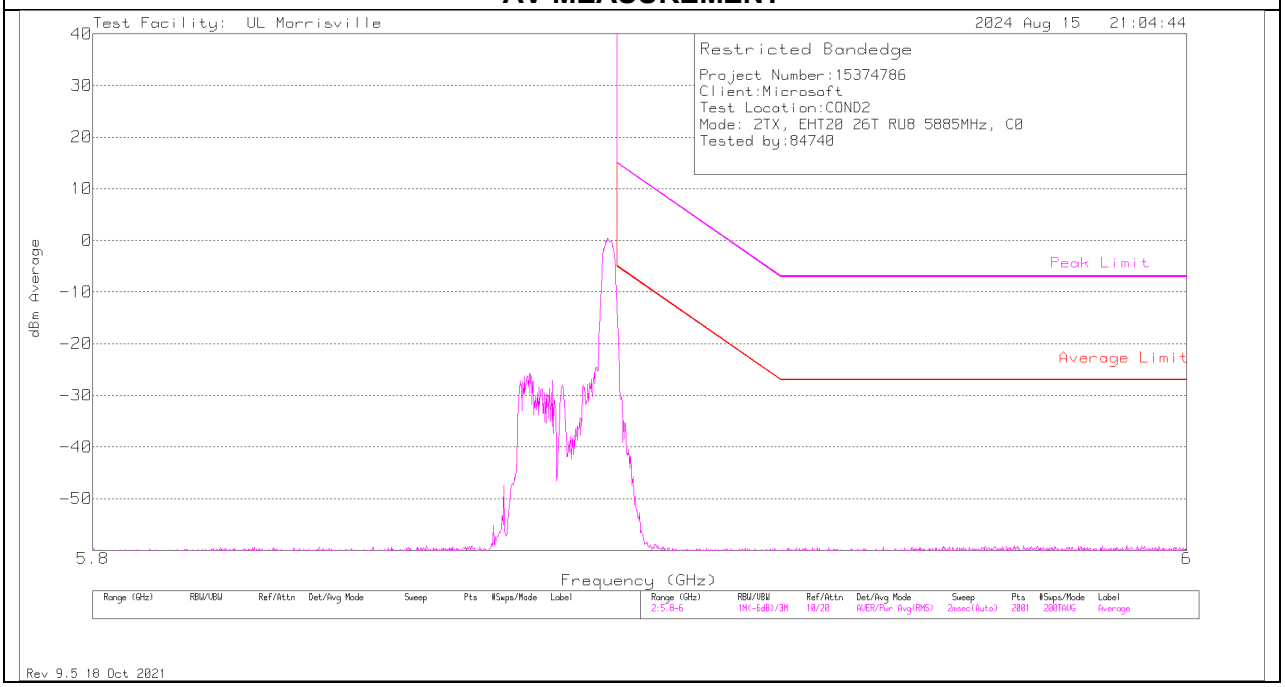

UL LLC
12 Laboratory Drive, Research Triangle Park, NC 27709; USA TEL:(919)549-1400

This report shall not be reproduced except in full, without the written approval of UL LLC

SUMMED BANDEDGE DATA (Pk)

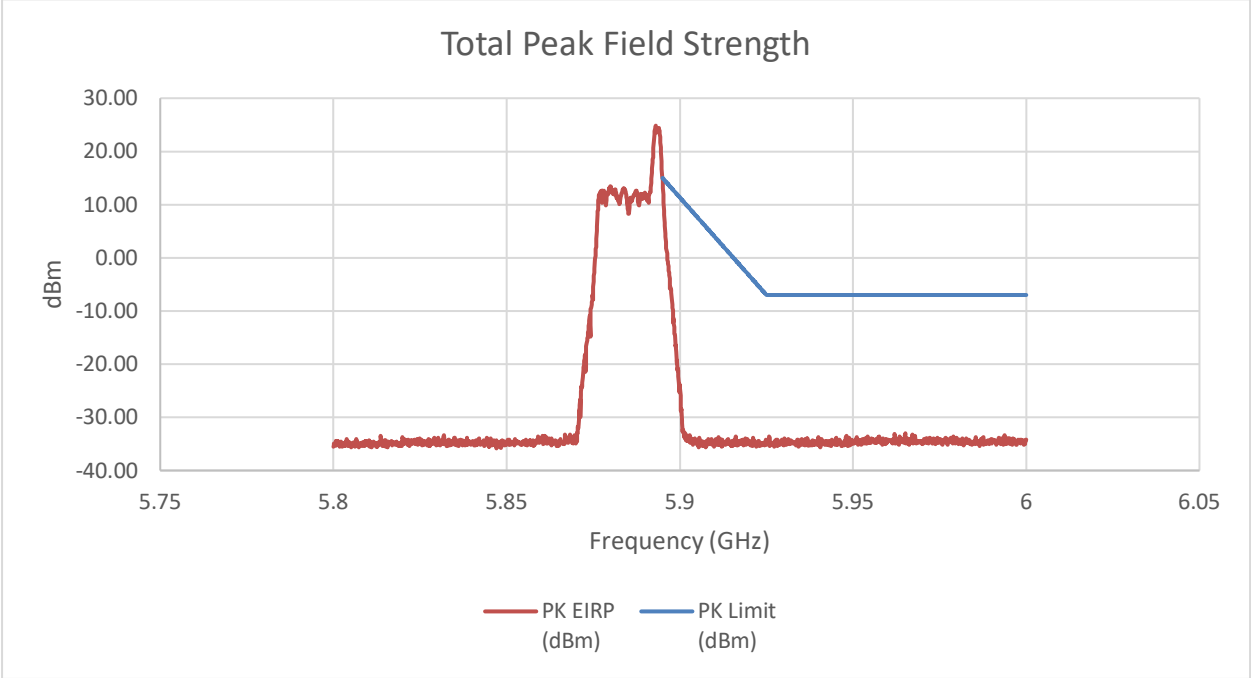

SUMMED BANDEDGE DATA (Av)

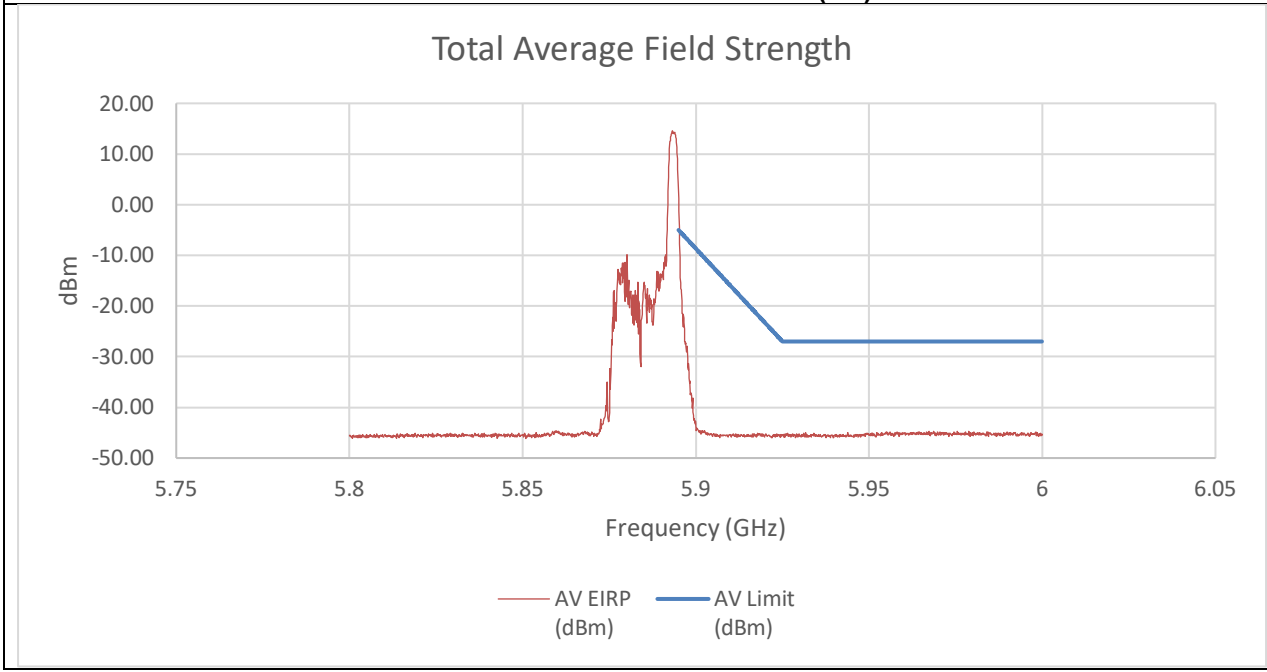

UL LLC
12 Laboratory Drive, Research Triangle Park, NC 27709; USA TEL:(919)549-1400
This report shall not be reproduced except in full, without the written approval of UL LLC

INTEGRATION (C0)

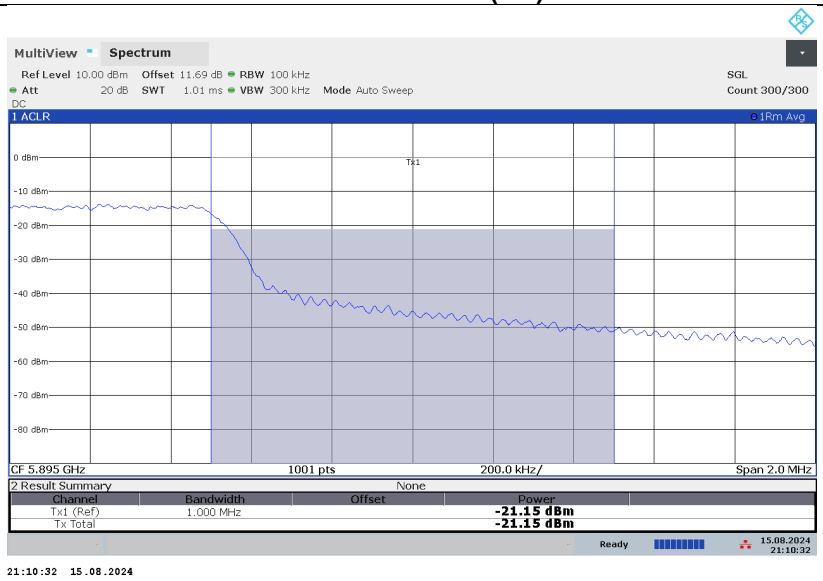

INTEGRATION (C1)

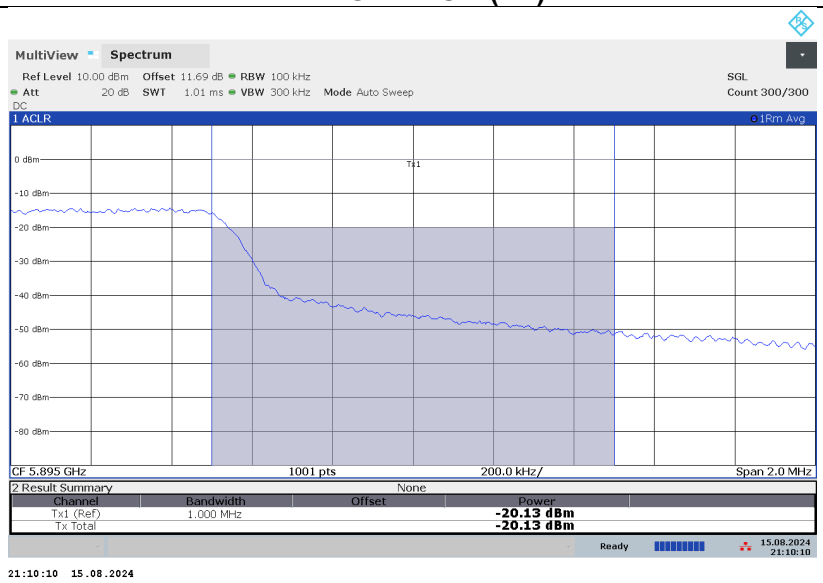

Summed Pk and Av Data at Restricted Band

Frequency (GHz)	PK Reading C1 (dBm)	PK Reading C2 (dBm)	PK EIRP (dBm)	PK EIRP Limit (dBm) (dBuV/m)	Margin (dB)
5.895	-0.82	0.36	14.49	15.00	-0.51
Frequency (GHz)	**AV Reading C1 (dBm)**	**AV Reading C2 (dBm)**	**AV EIRP (dBm)**	**AV Limit (dBm)**	**Margin (dB)**
5.895	-21.15	-20.13	-5.93	-5.00	-0.93

An array gain of 11.67 dBi was used in the calculation of the summed data.

This report shall not be reproduced except in full, without the written approval of UL LLC

TX ABOVE 1 GHz 802.11be EHT20 52T MODE IN THE 5.9 GHz BAND

2TX CHAIN 0 + CHAIN 1 MODE (Low Gain) 5885 MHz

SUMMED BANDEDGE DATA (Pk)

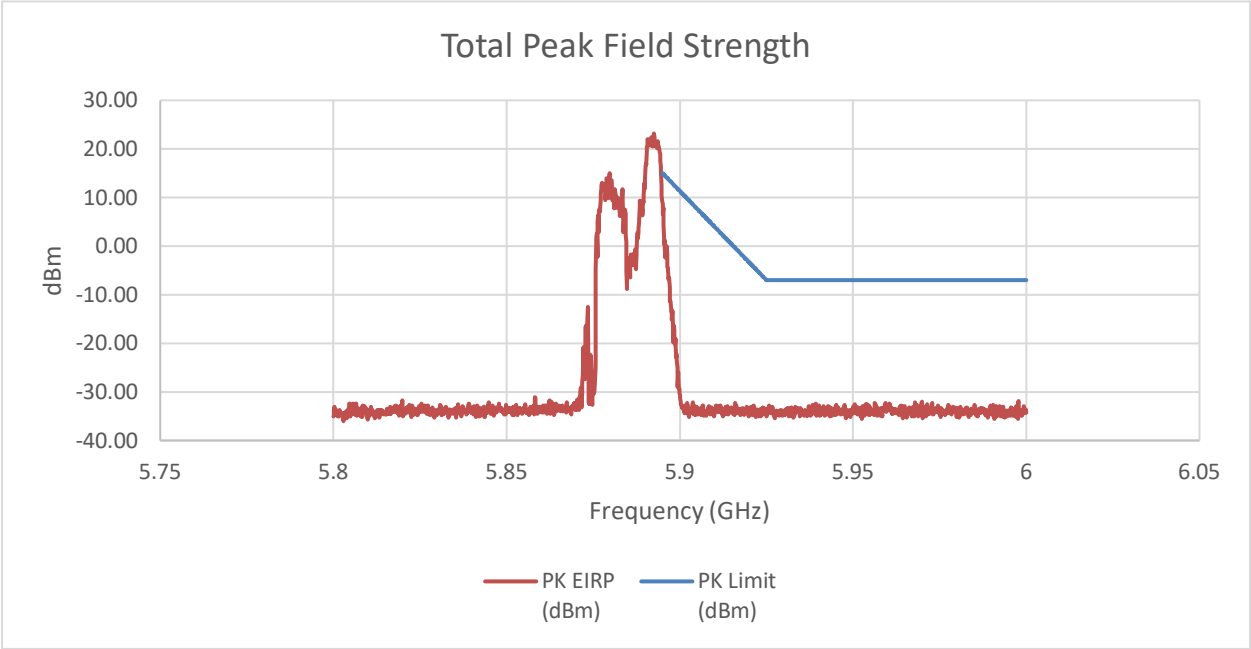

SUMMED BANDEDGE DATA (Av)

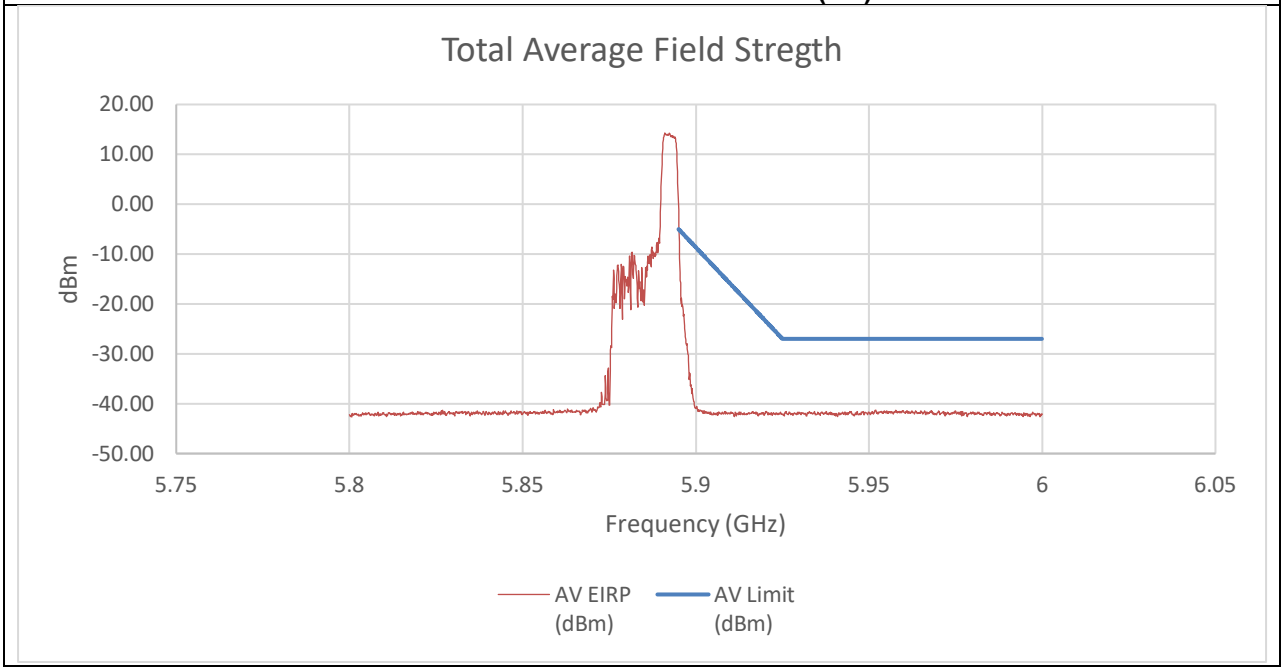

UL LLC
12 Laboratory Drive, Research Triangle Park, NC 27709; USA TEL:(919)549-1400

This report shall not be reproduced except in full, without the written approval of UL LLC

INTEGRATION (C0)

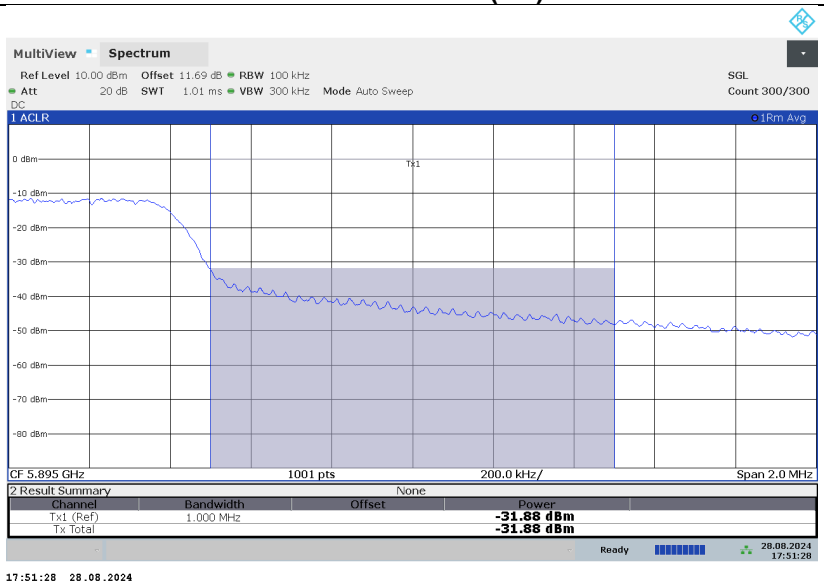

INTEGRATION (C1)

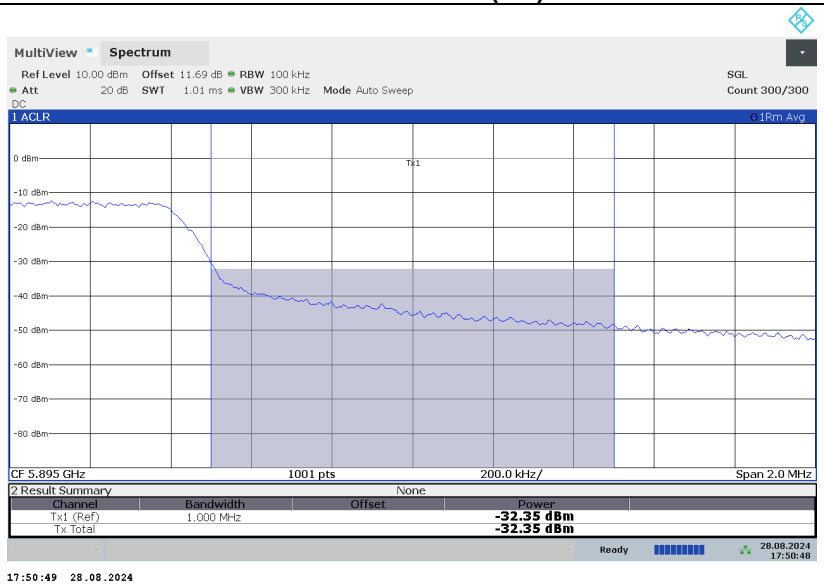

Summed Pk and Av Data at Restricted Band

Frequency (GHz)	PK Reading C1 (dBm)	PK Reading C2 (dBm)	PK EIRP (dBm)	PK EIRP Limit (dBm) (dBuV/m)	Margin (dB)
5.895	-1.42	-4.16	8.64	15.00	-6.36
Frequency (GHz)	**AV Reading C1 (dBm)**	**AV Reading C2 (dBm)**	**AV EIRP (dBm)**	**AV Limit (dBm)**	**Margin (dB)**
5.895	-31.88	-32.35	-20.89	-5.00	-15.89

An array gain of 8.21 dBi was used in the calculation of the summed data.

UL LLC
12 Laboratory Drive, Research Triangle Park, NC 27709; USA TEL:(919)549-1400
This report shall not be reproduced except in full, without the written approval of UL LLC

2TX CHAIN 0 + CHAIN 1 MODE (Mid Gain) 5885 MHz

SUMMED BANDEDGE DATA (Pk)

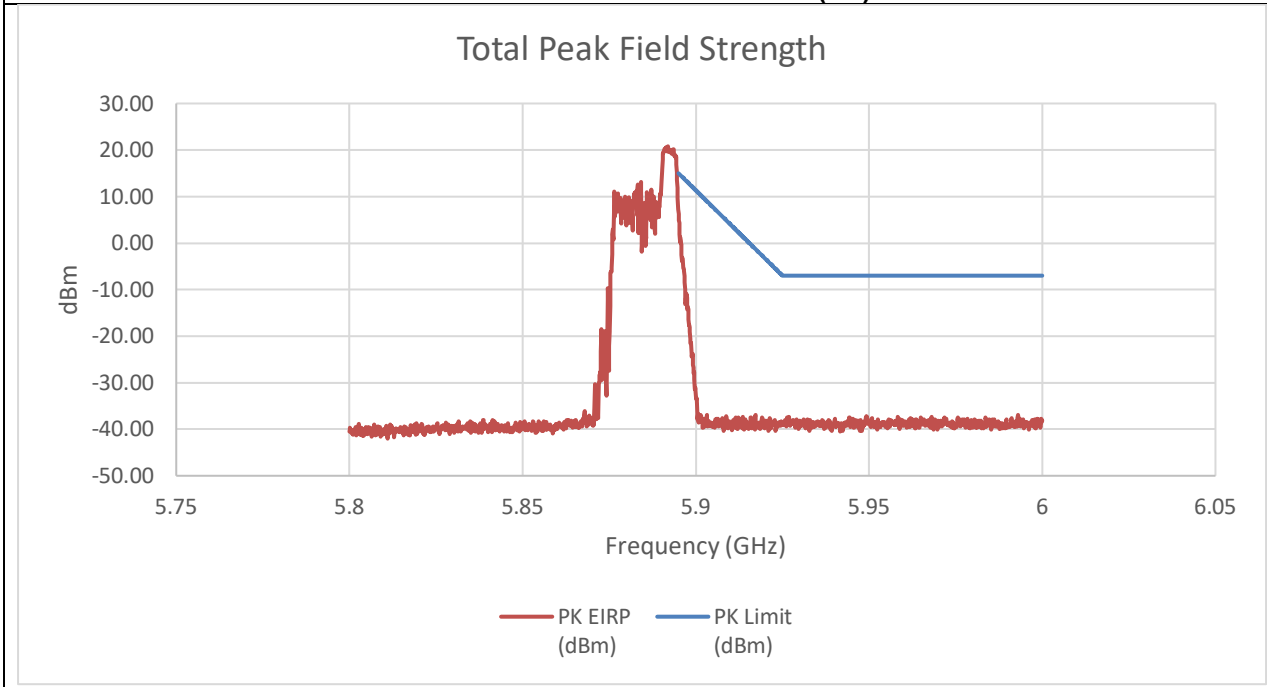

SUMMED BANDEDGE DATA (Av)

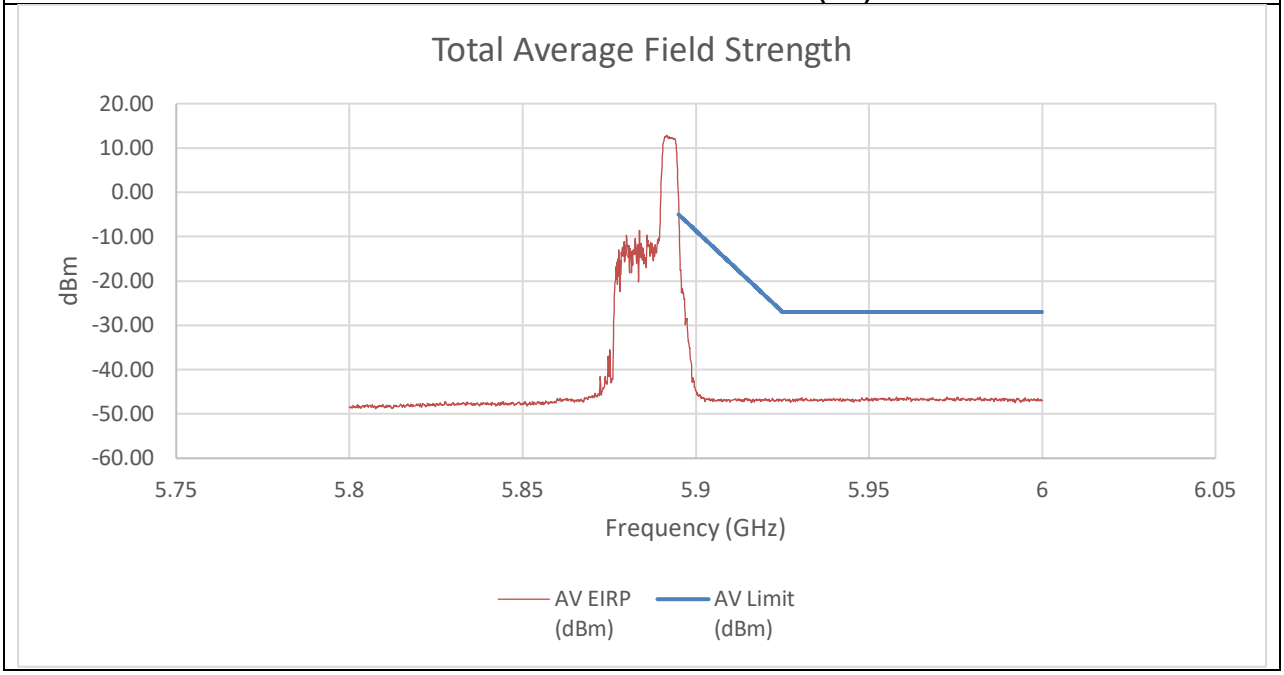

UL LLC
12 Laboratory Drive, Research Triangle Park, NC 27709; USA TEL:(919)549-1400
This report shall not be reproduced except in full, without the written approval of UL LLC

INTEGRATION (C0)

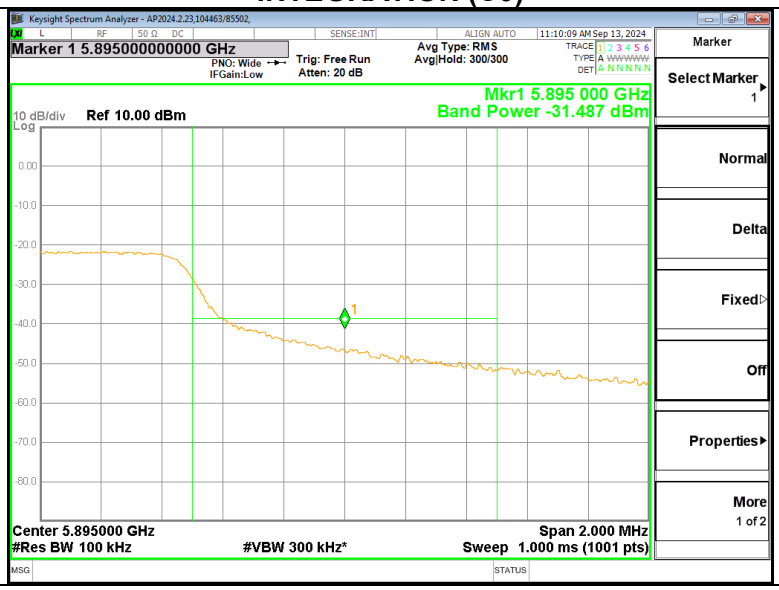

INTEGRATION (C1)

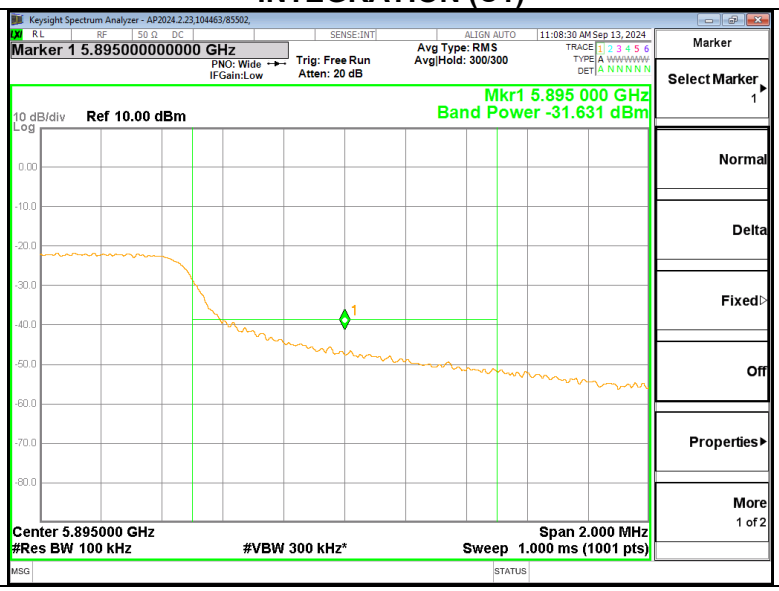

Summed Pk and Av Data at Restricted Band

Frequency (GHz)	PK Reading C1 (dBm)	PK Reading C2 (dBm)	PK EIRP (dBm)	PK EIRP Limit (dBm) (dBuV/m)	Margin (dB)
5.895	-7.12	-6.94	6.29	15.00	-8.71
Frequency (GHz)	**AV Reading C1 (dBm)**	**AV Reading C2 (dBm)**	**AV EIRP (dBm)**	**AV Limit (dBm)**	**Margin (dB)**
5.895	-19.09	19.23	-5.84	-5.00	-0.84

An array gain of 10.31 dBi was used in the calculation of the summed data.
(An offset of 12.4 was applied to the integration measurements to account for offset not included on the analyzer)

UL LLC
12 Laboratory Drive, Research Triangle Park, NC 27709; USA TEL:(919)549-1400
This report shall not be reproduced except in full, without the written approval of UL LLC

2TX CHAIN 0 + CHAIN 1 MODE (High Gain) 5885 MHz

PK MEASUREMENT

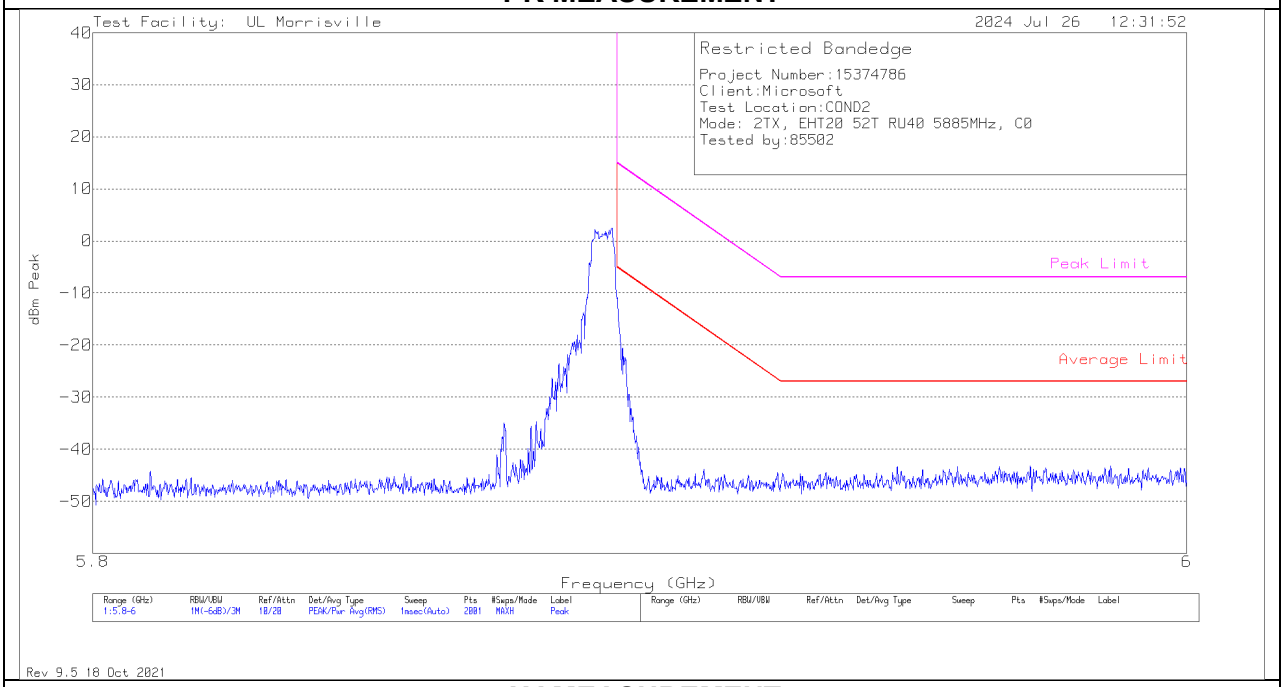

AV MEASUREMENT

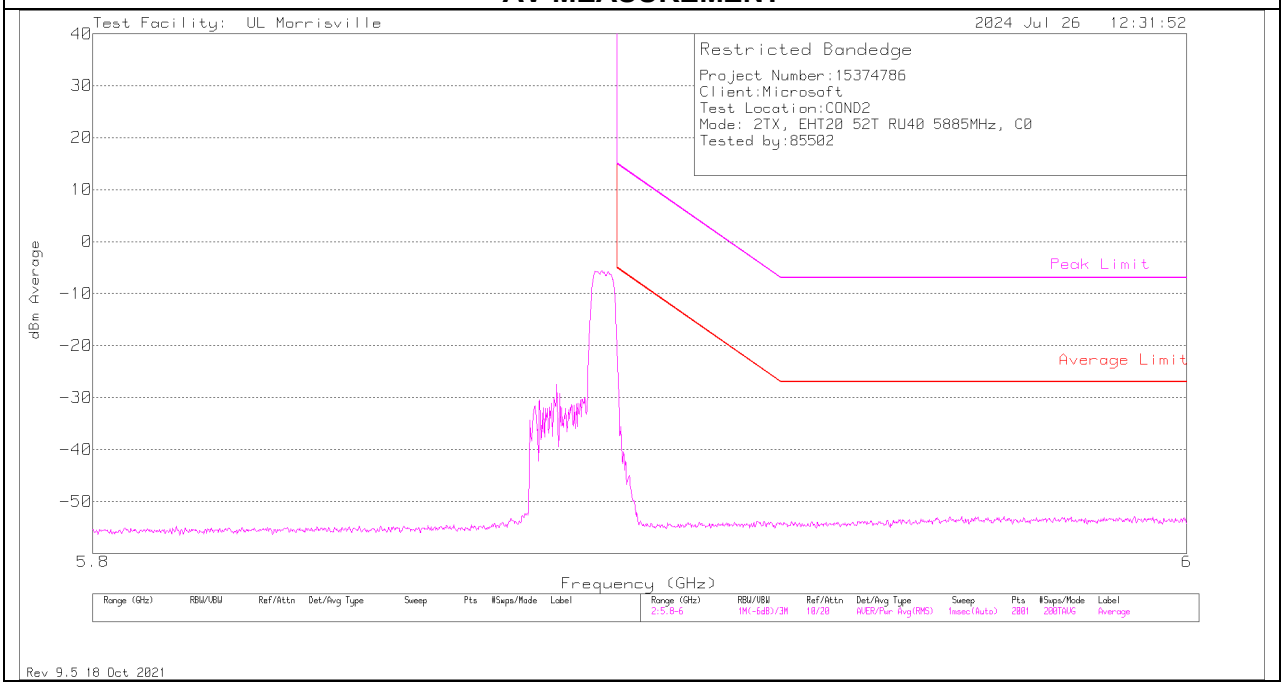

UL LLC
12 Laboratory Drive, Research Triangle Park, NC 27709; USA TEL:(919)549-1400
This report shall not be reproduced except in full, without the written approval of UL LLC

SUMMED BANDEDGE DATA (Pk)

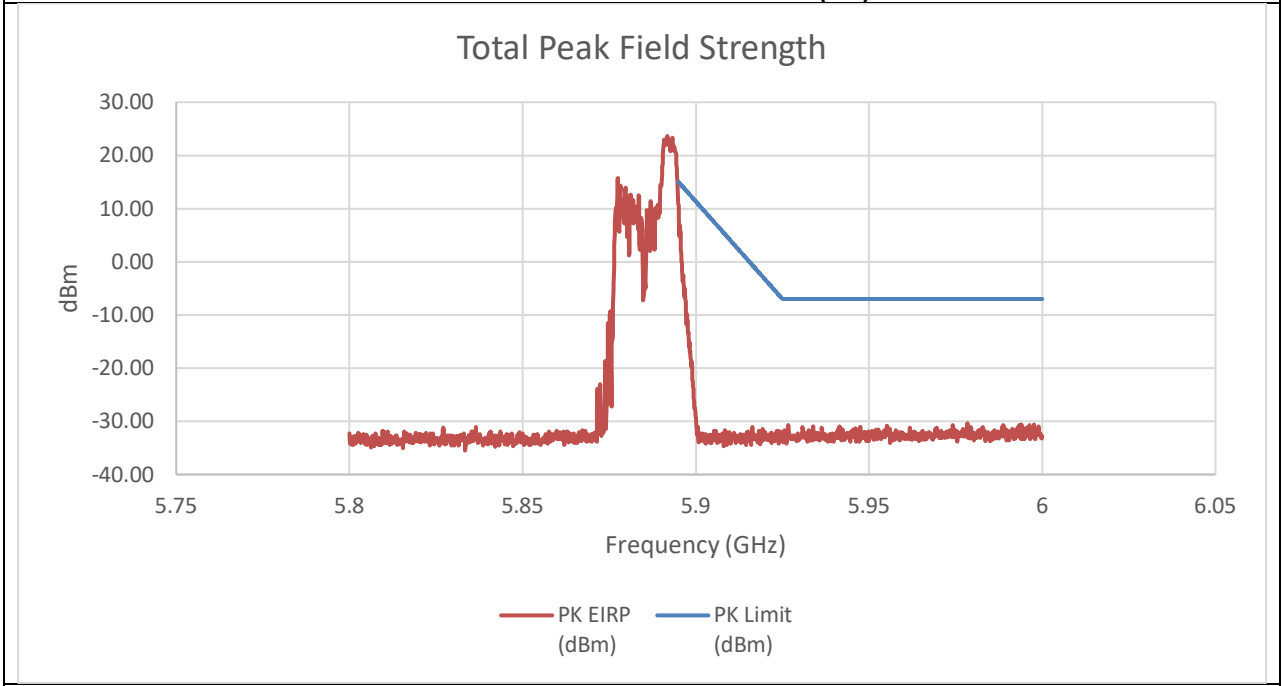

SUMMED BANDEDGE DATA (Av)

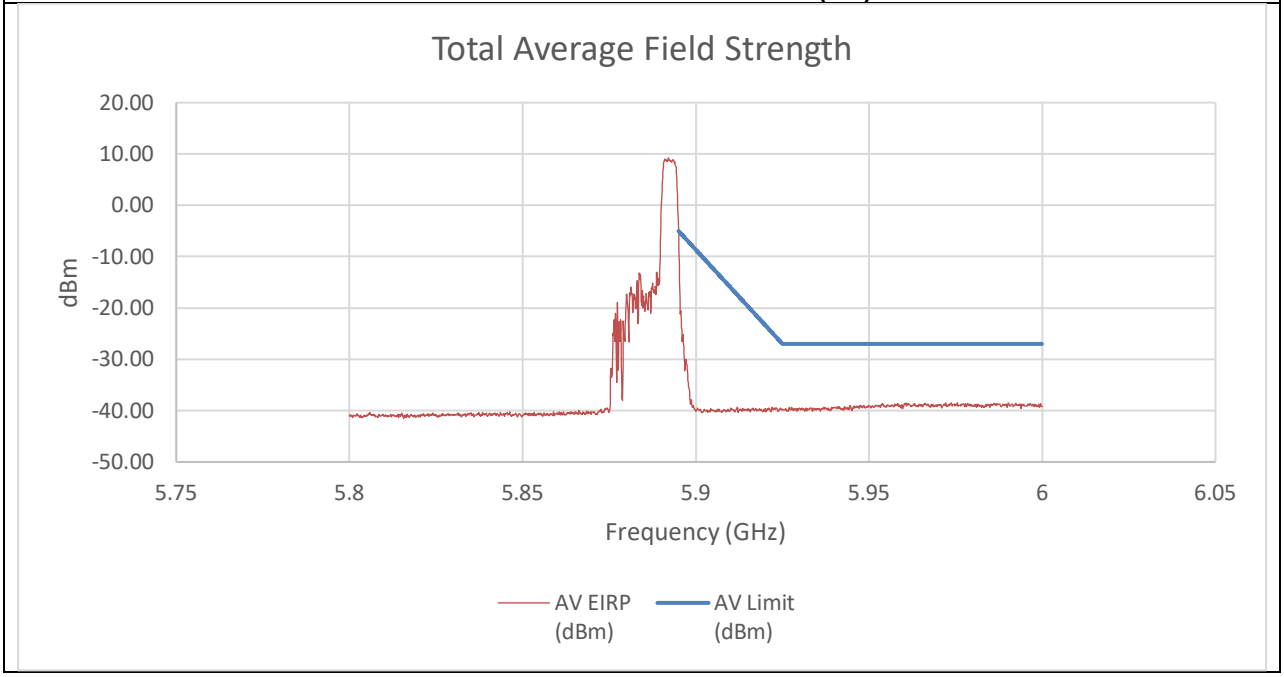

UL LLC
12 Laboratory Drive, Research Triangle Park, NC 27709; USA TEL:(919)549-1400
This report shall not be reproduced except in full, without the written approval of UL LLC

INTEGRATION (C0)

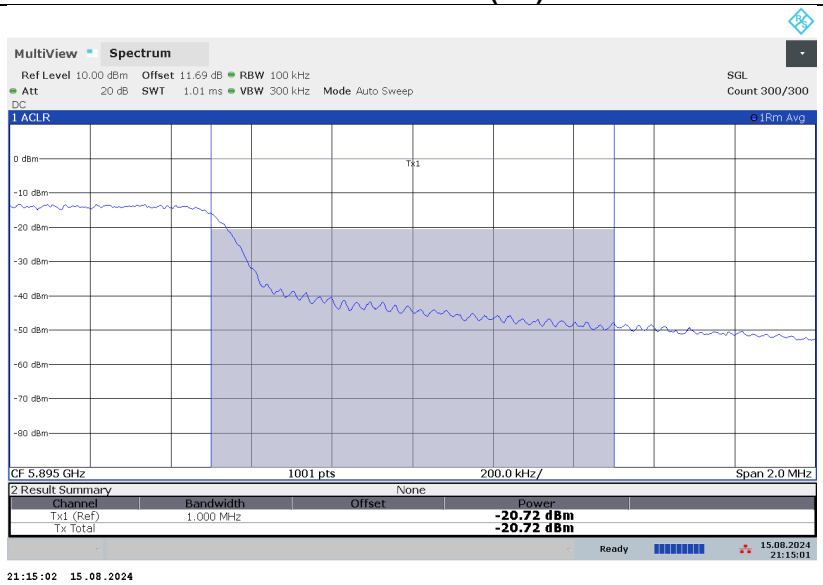

INTEGRATION (C1)

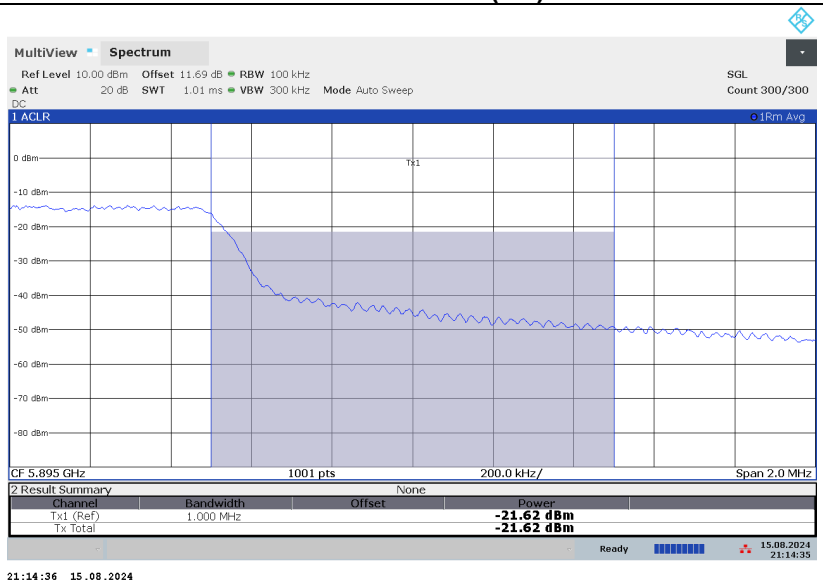

Summed Pk and Av Data at Restricted Band

Frequency (GHz)	PK Reading C1 (dBm)	PK Reading C2 (dBm)	PK EIRP (dBm)	PK EIRP Limit (dBm) (dBuV/m)	Margin (dB)
5.895	-7.43	-2.26	10.56	15.00	-4.44
Frequency (GHz)	**AV Reading C1 (dBm)**	**AV Reading C2 (dBm)**	**AV EIRP (dBm)**	**AV Limit (dBm)**	**Margin (dB)**
5.895	-20.72	-21.62	-6.47	-5.00	-1.47

An array gain of 11.67 dBi was used in the calculation of the summed data.

UL LLC
12 Laboratory Drive, Research Triangle Park, NC 27709; USA TEL:(919)549-1400
This report shall not be reproduced except in full, without the written approval of UL LLC

TX ABOVE 1 GHz 802.11be EHT20 52T+26T MODE IN THE 5.9 GHz BAND

2TX CHAIN 0 + CHAIN 1 MODE (Low Gain) 5885 MHz

SUMMED BANDEDGE DATA (Pk)

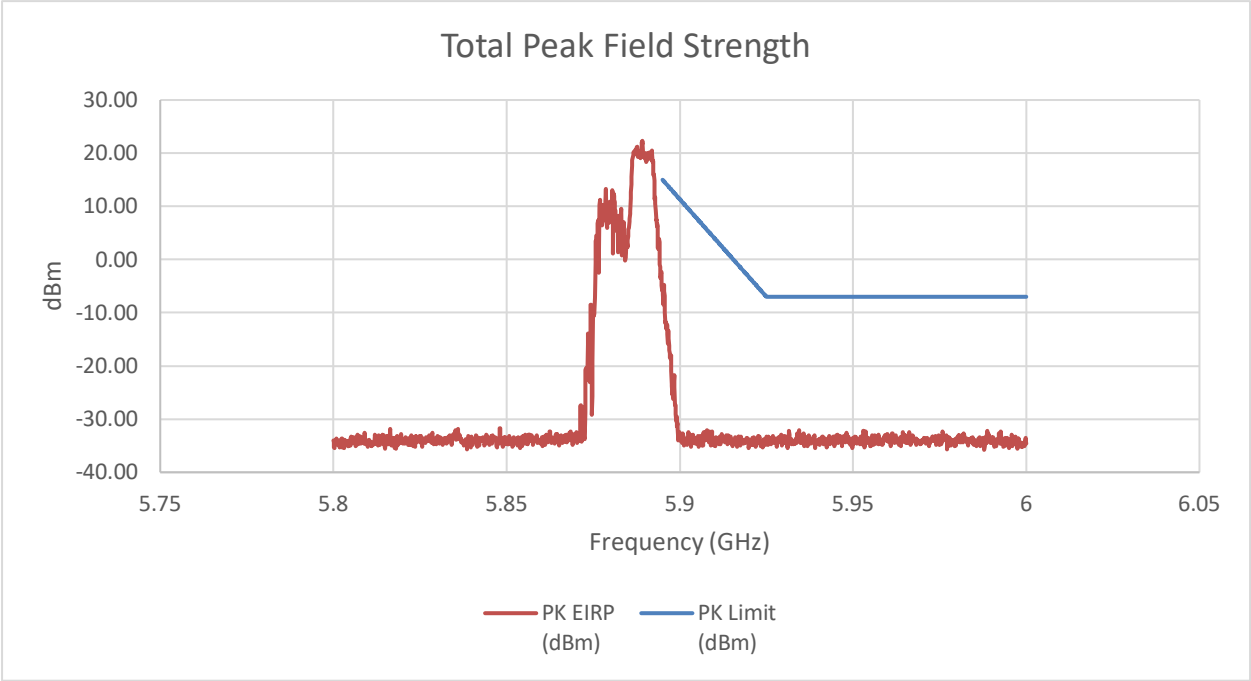

SUMMED BANDEDGE DATA (Av)

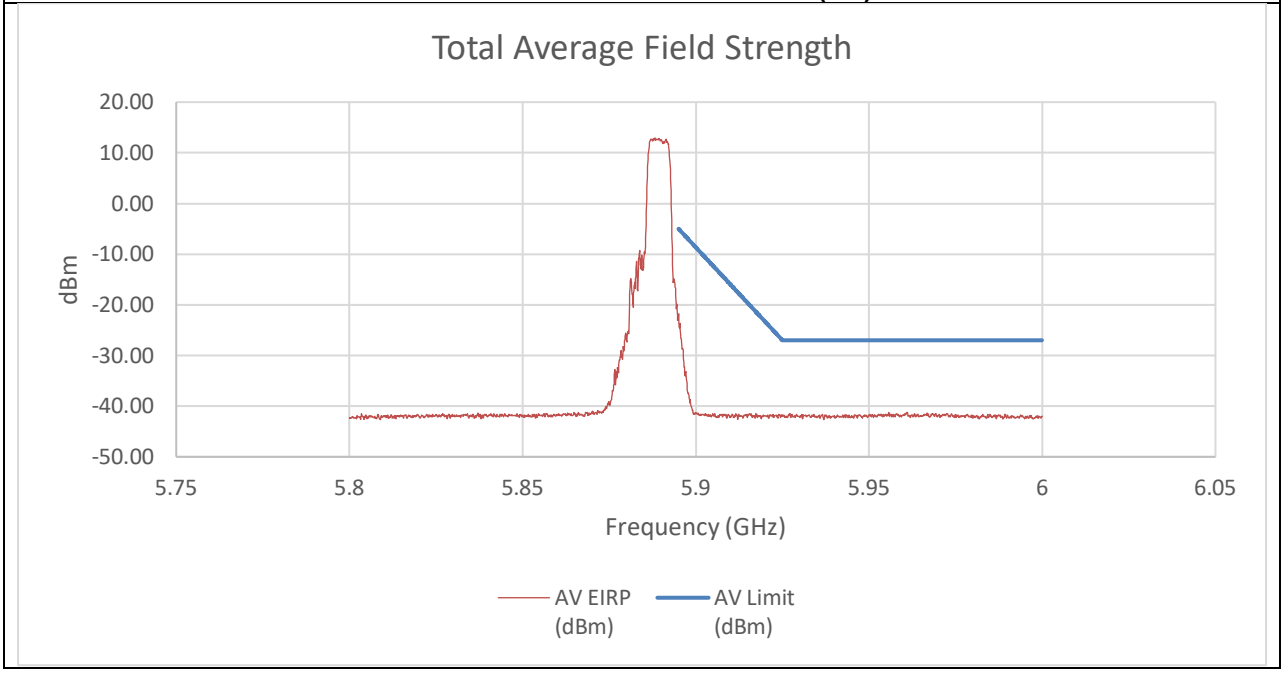

UL LLC
12 Laboratory Drive, Research Triangle Park, NC 27709; USA TEL:(919)549-1400
This report shall not be reproduced except in full, without the written approval of UL LLC

Summed Pk and Av Data at Restricted Band

Frequency (GHz)	PK Reading C1 (dBm)	PK Reading C2 (dBm)	PK EIRP (dBm)	PK EIRP Limit (dBm) (dBuV/m)	Margin (dB)
5.895	-13.67	-21.45	-4.79	14.71	-19.50
Frequency (GHz)	**AV Reading C1 (dBm)**	**AV Reading C2 (dBm)**	**AV EIRP (dBm)**	**AV Limit (dBm)**	**Margin (dB)**
5.961	-52.87	-52.14	-41.27	-27.00	-14.27

An array gain of 8.21 dBi was used in the calculation of the summed data.

UL LLC
12 Laboratory Drive, Research Triangle Park, NC 27709; USA TEL:(919)549-1400
This report shall not be reproduced except in full, without the written approval of UL LLC

2TX CHAIN 0 + CHAIN 1 MODE (Mid Gain) 5885 MHz

SUMMED BANDEDGE DATA (Pk)

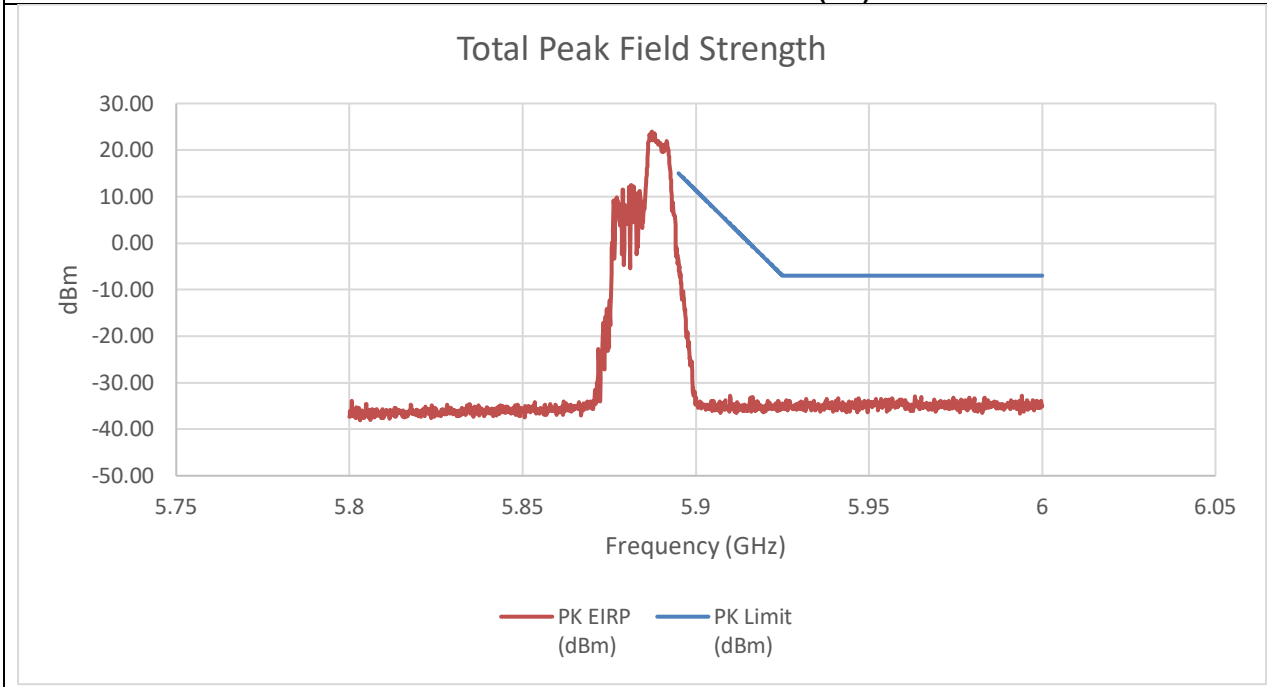

SUMMED BANDEDGE DATA (Av)

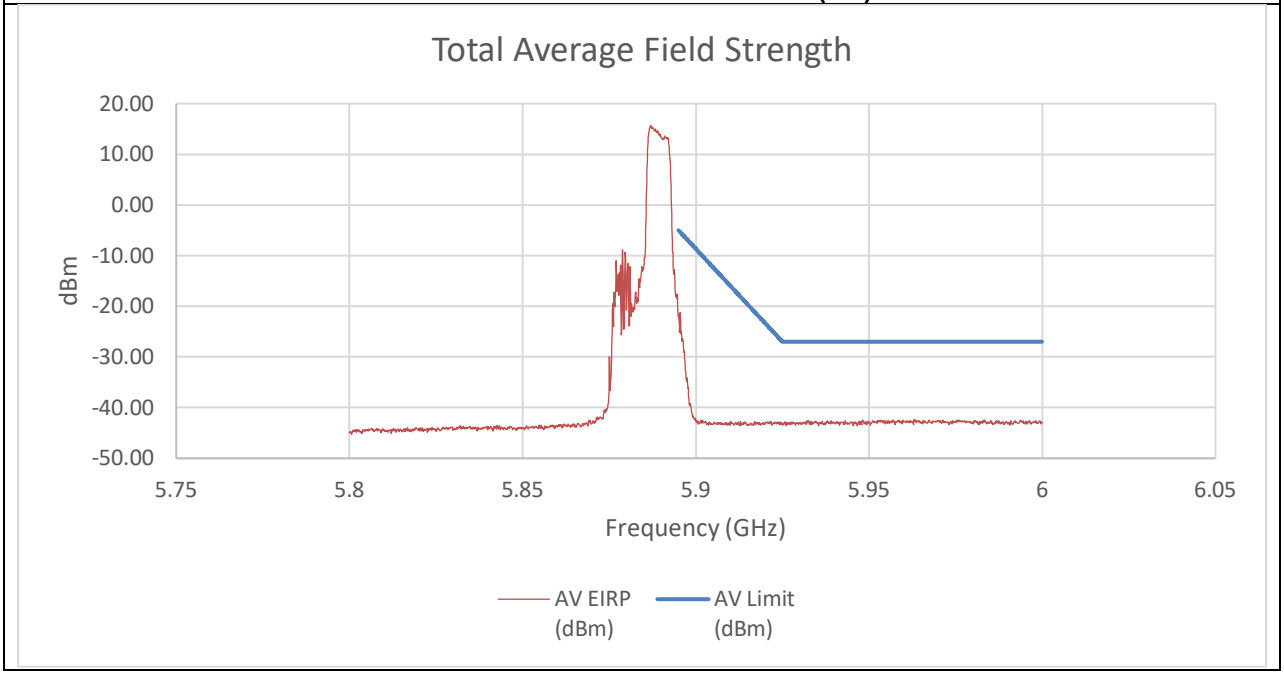

UL LLC
12 Laboratory Drive, Research Triangle Park, NC 27709; USA TEL:(919)549-1400
This report shall not be reproduced except in full, without the written approval of UL LLC

Summed Pk and Av Data at Restricted Band

Frequency (GHz)	PK Reading C1 (dBm)	PK Reading C2 (dBm)	PK EIRP (dBm)	PK EIRP Limit (dBm) (dBuV/m)	Margin (dB)
5.895	-17.48	-18.04	-4.43	15.00	-19.43
Frequency (GHz)	**AV Reading C1 (dBm)**	**AV Reading C2 (dBm)**	**AV EIRP (dBm)**	**AV Limit (dBm)**	**Margin (dB)**
5.963	-55.58	-55.85	-42.39	-27.00	-15.39

An array gain of 10.31 dBi was used in the calculation of the summed data.

UL LLC
12 Laboratory Drive, Research Triangle Park, NC 27709; USA TEL:(919)549-1400
This report shall not be reproduced except in full, without the written approval of UL LLC

2TX CHAIN 0 + CHAIN 1 MODE (High Gain) 5885 MHz

PK MEASUREMENT

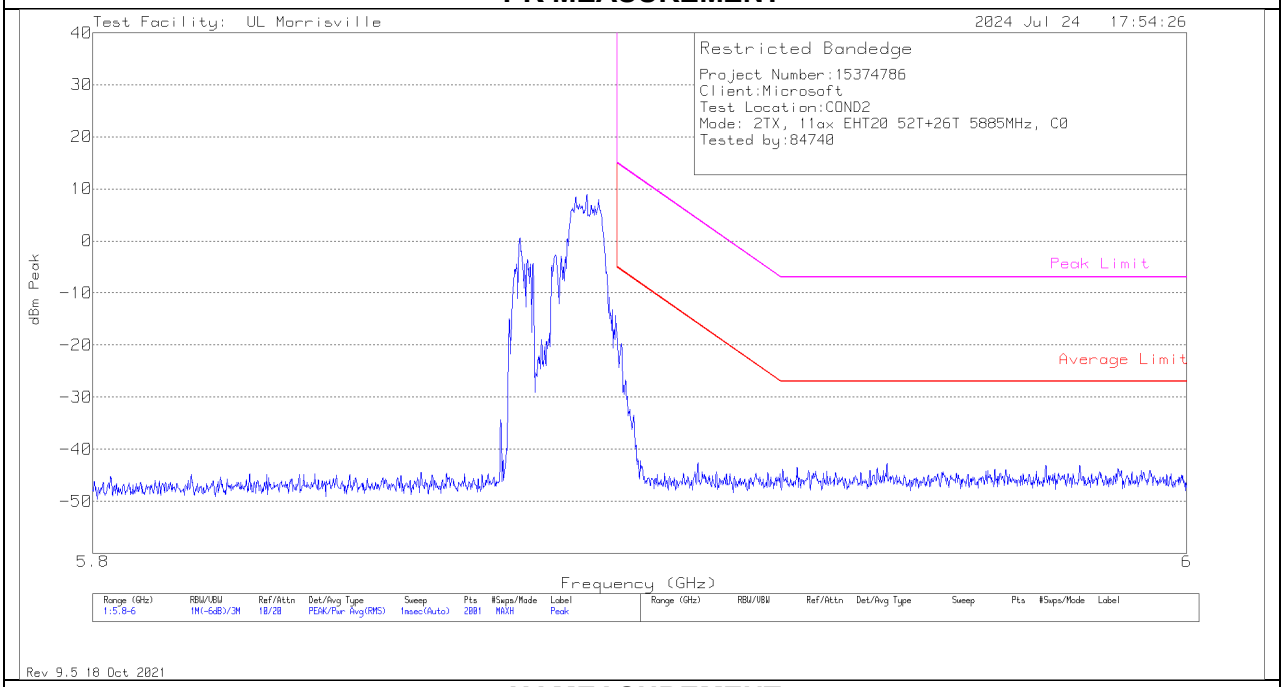

AV MEASUREMENT

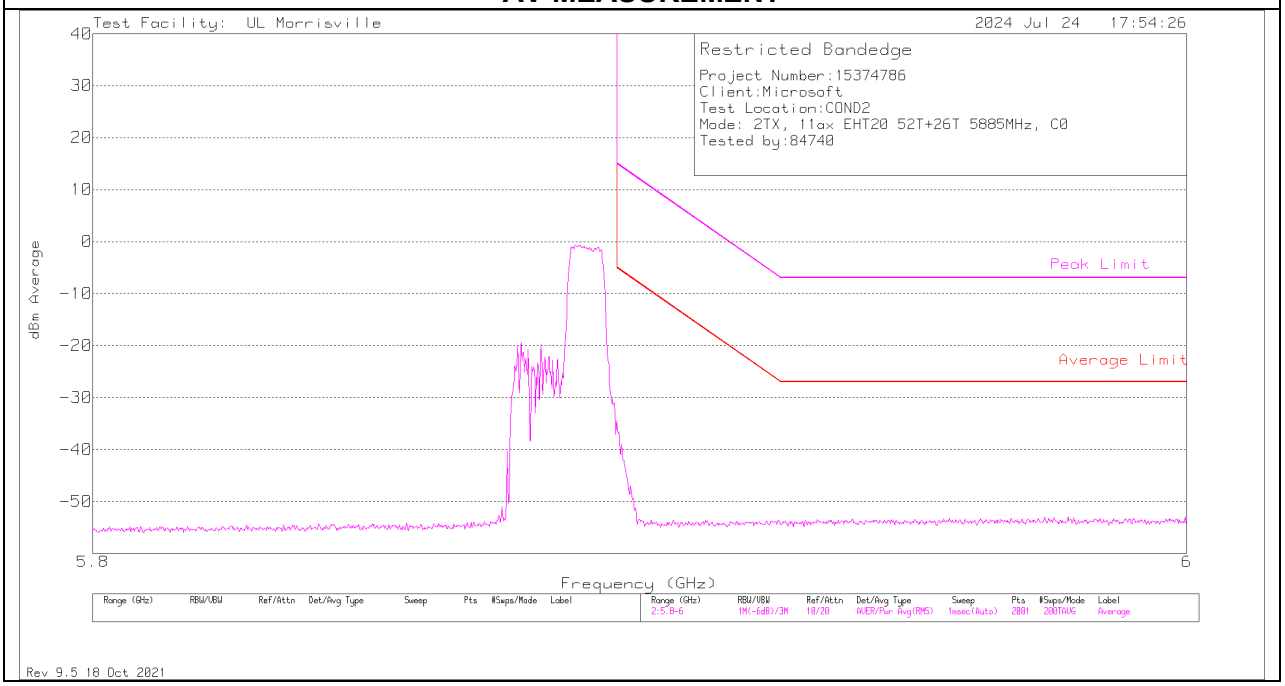

UL LLC
12 Laboratory Drive, Research Triangle Park, NC 27709; USA TEL:(919)549-1400
This report shall not be reproduced except in full, without the written approval of UL LLC

SUMMED BANDEDGE DATA (Pk)

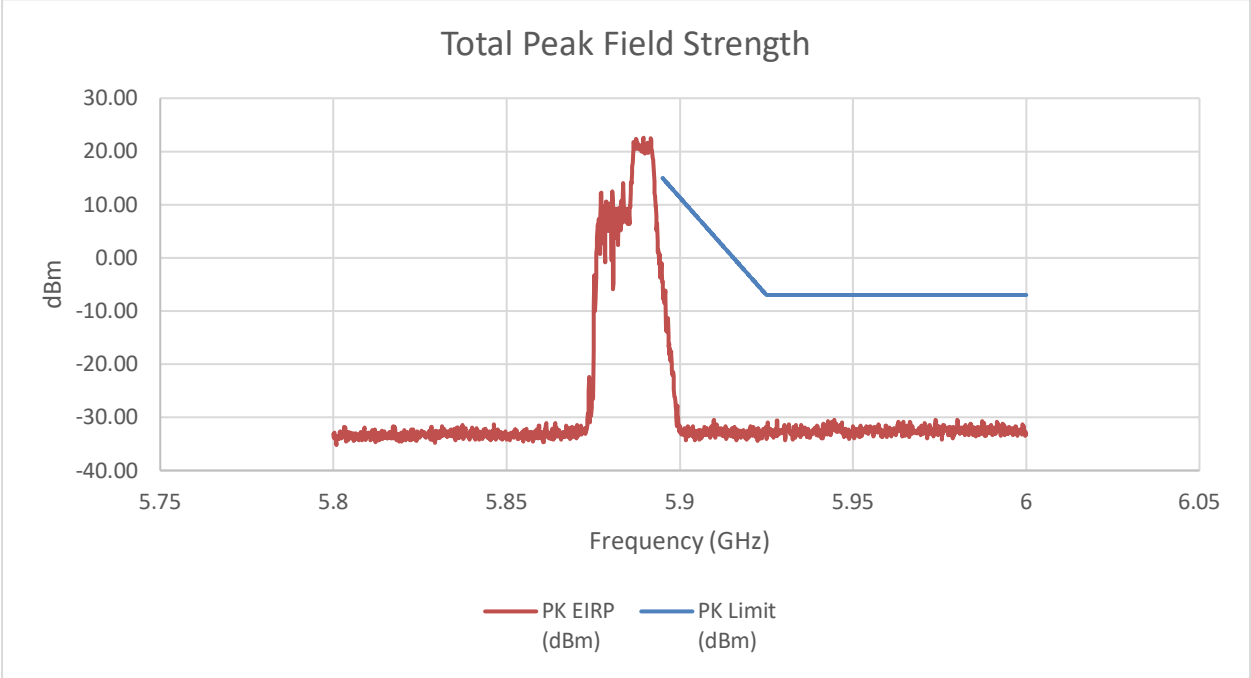

SUMMED BANDEDGE DATA (Av)

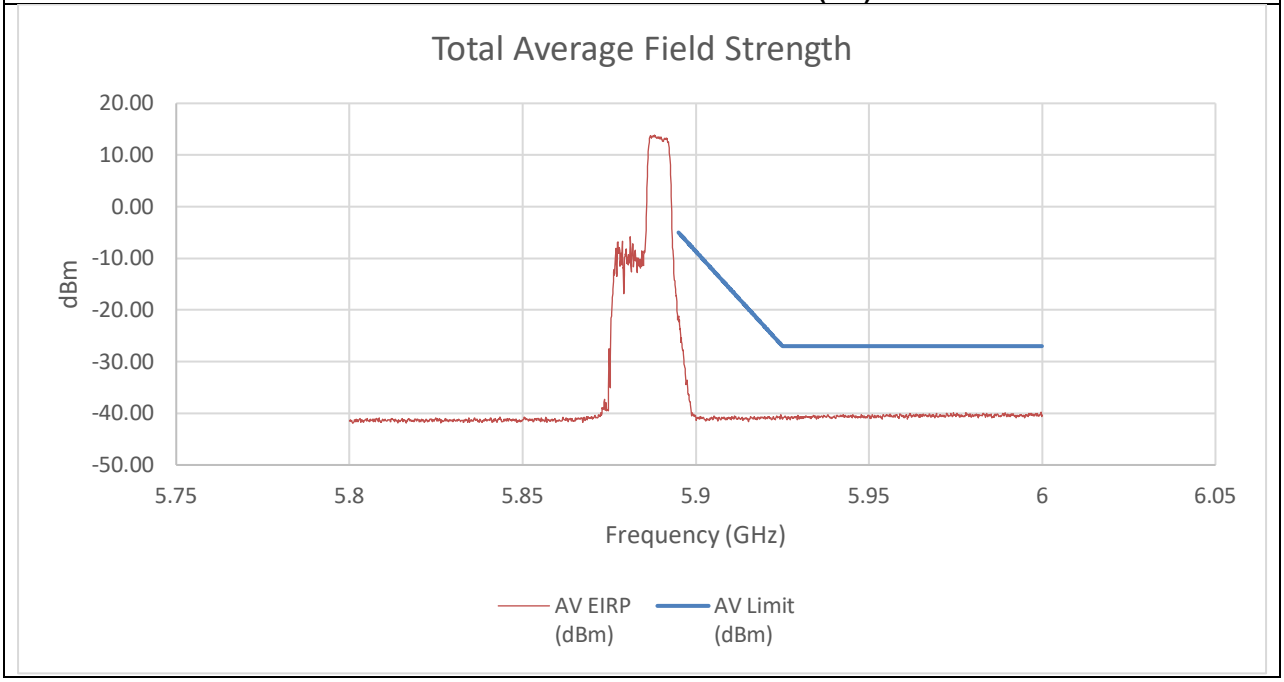

Summed Pk and Av Data at Restricted Band

Frequency (GHz)	PK Reading C1 (dBm)	PK Reading C2 (dBm)	PK EIRP (dBm)	PK EIRP Limit (dBm) (dBuV/m)	Margin (dB)
5.895	-17.49	-21.71	-4.43	15.00	-19.43
Frequency (GHz)	**AV Reading C1 (dBm)**	**AV Reading C2 (dBm)**	**AV EIRP (dBm)**	**AV Limit (dBm)**	**Margin (dB)**
6.000	-53.05	-56.66	-39.81	-27.00	-12.81

An array gain of 11.67 dBi was used in the calculation of the summed data.

UL LLC
12 Laboratory Drive, Research Triangle Park, NC 27709; USA TEL:(919)549-1400
This report shall not be reproduced except in full, without the written approval of UL LLC

TX ABOVE 1 GHz 802.11be EHT20 106T MODE IN THE 5.9 GHz BAND

2TX CHAIN 0 + CHAIN 1 MODE (Low Gain) 5885 MHz

SUMMED BANDEDGE DATA (Pk)

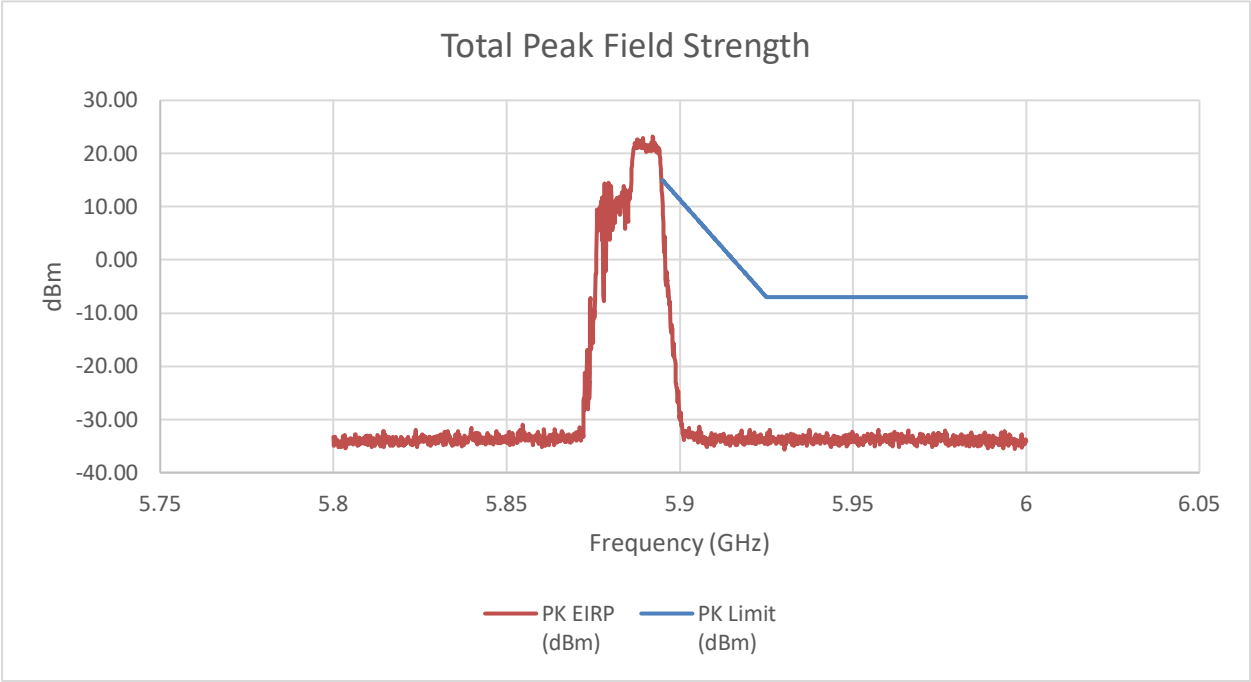

SUMMED BANDEDGE DATA (Av)

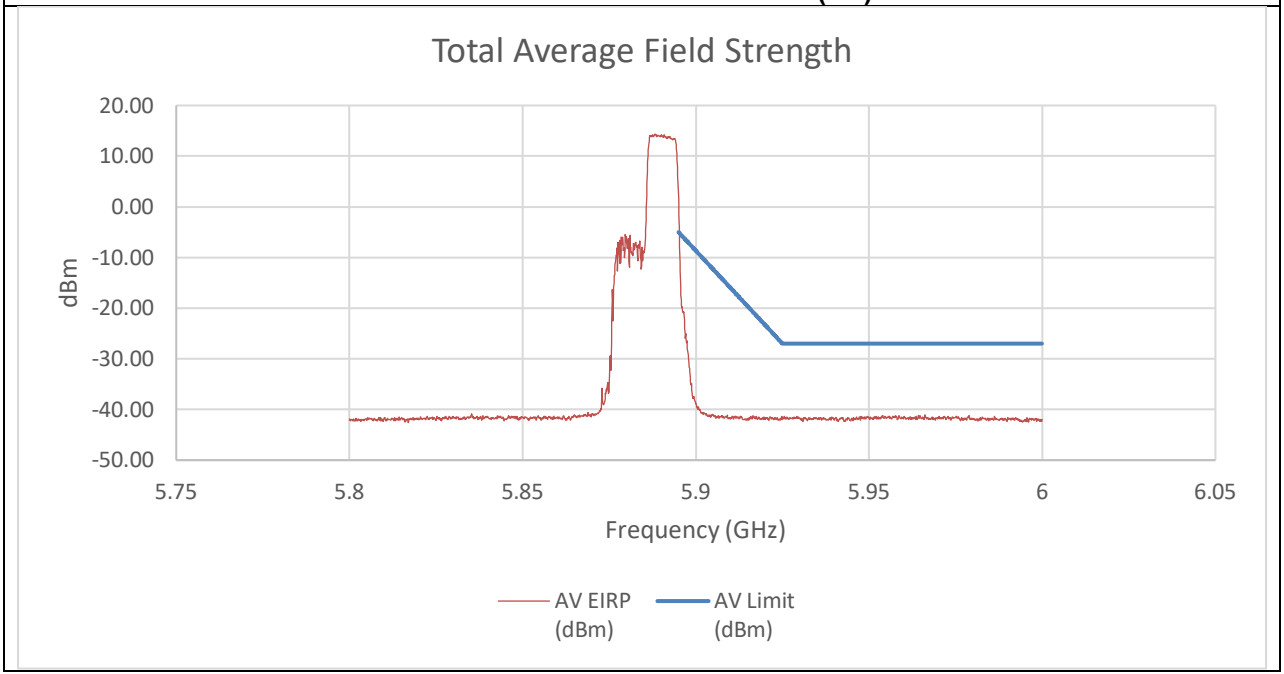

UL LLC
12 Laboratory Drive, Research Triangle Park, NC 27709; USA TEL:(919)549-1400

This report shall not be reproduced except in full, without the written approval of UL LLC

INTEGRATION (C0)

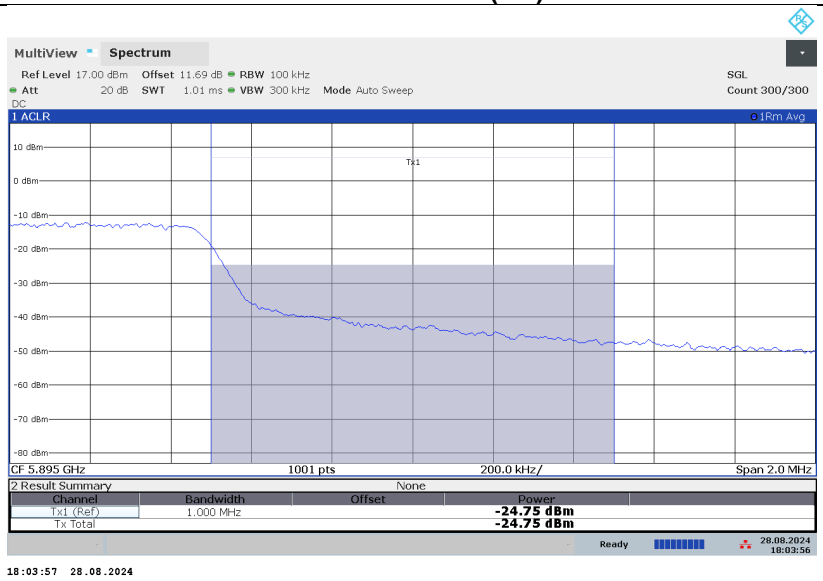

INTEGRATION (C1)

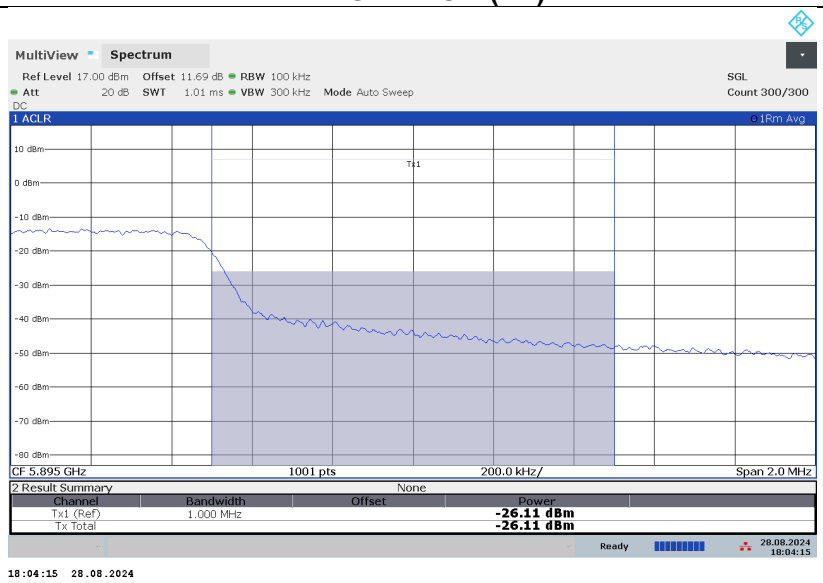

Summed Pk and Av Data at Restricted Band

Frequency (GHz)	PK Reading C1 (dBm)	PK Reading C2 (dBm)	PK EIRP (dBm)	PK EIRP Limit (dBm) (dBuV/m)	Margin (dB)
5.895	-1.99	-0.23	10.20	15.00	-4.80
Frequency (GHz)	**AV Reading C1 (dBm)**	**AV Reading C2 (dBm)**	**AV EIRP (dBm)**	**AV Limit (dBm)**	**Margin (dB)**
5.895	-24.75	-26.11	-14.16	-5.00	-9.16

An array gain of 8.21 dBi was used in the calculation of the summed data.

UL LLC
12 Laboratory Drive, Research Triangle Park, NC 27709; USA TEL:(919)549-1400
This report shall not be reproduced except in full, without the written approval of UL LLC

2TX CHAIN 0 + CHAIN 1 MODE (Mid Gain) 5885 MHz

SUMMED BANDEDGE DATA (Pk)

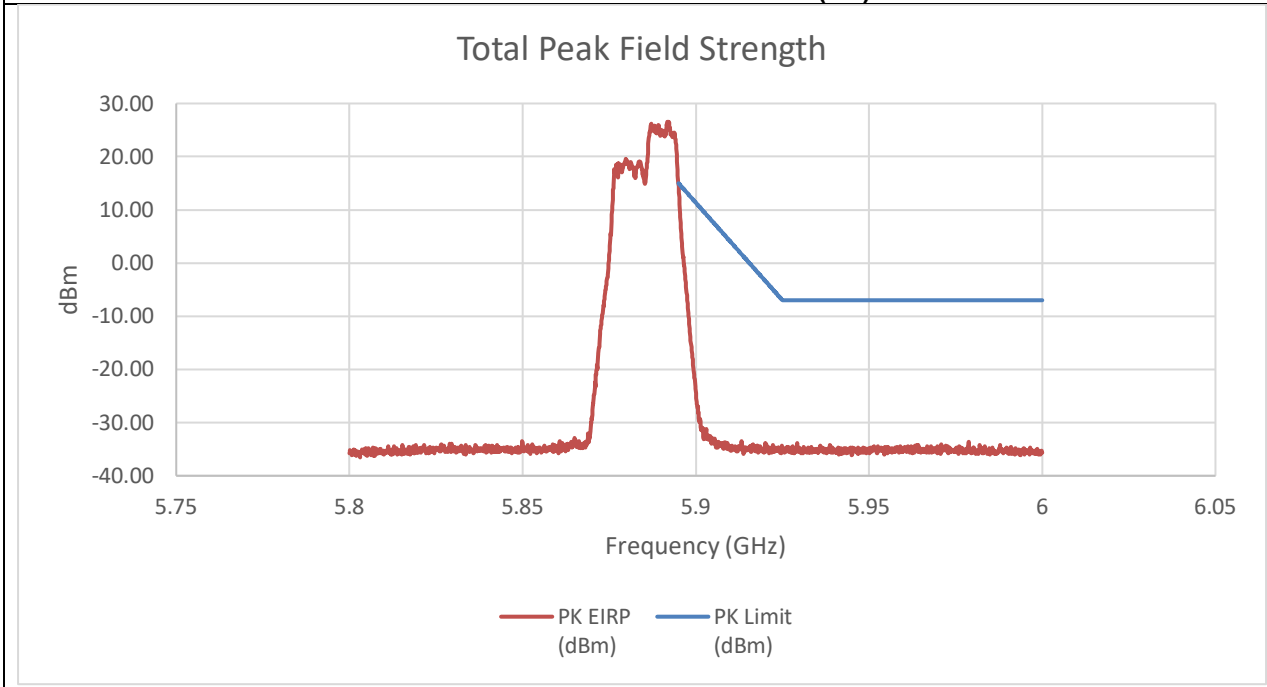

SUMMED BANDEDGE DATA (Av)

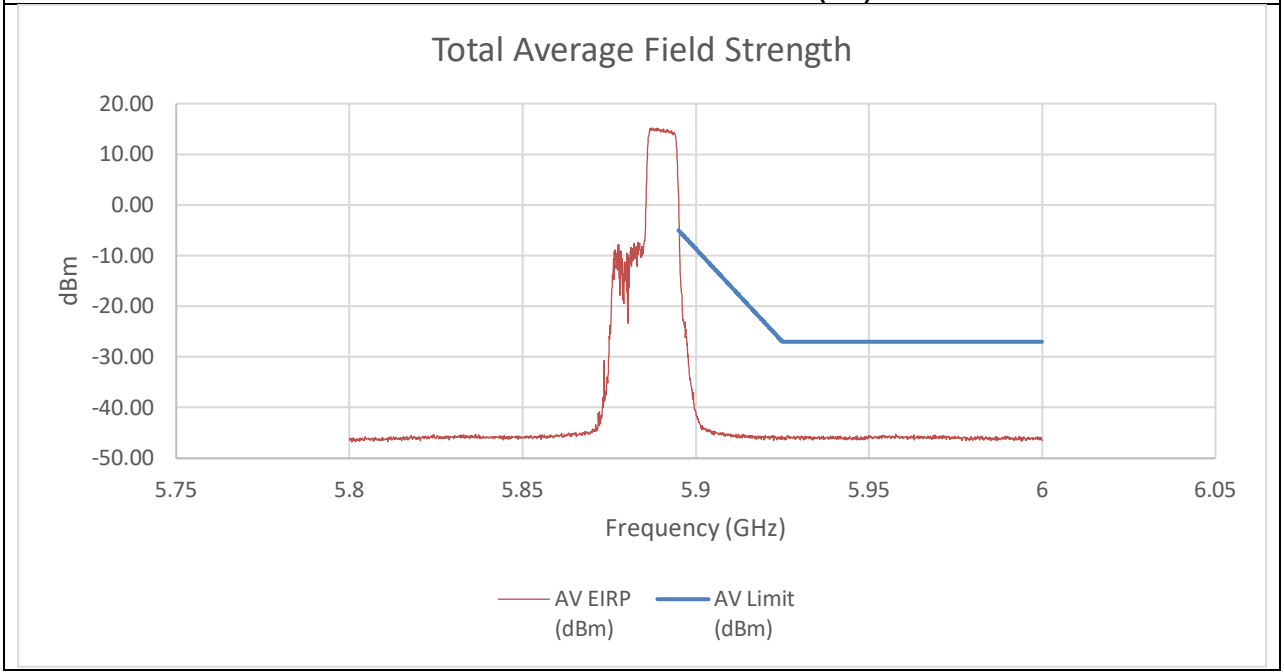

UL LLC
12 Laboratory Drive, Research Triangle Park, NC 27709; USA TEL:(919)549-1400
This report shall not be reproduced except in full, without the written approval of UL LLC

INTEGRATION (C0)

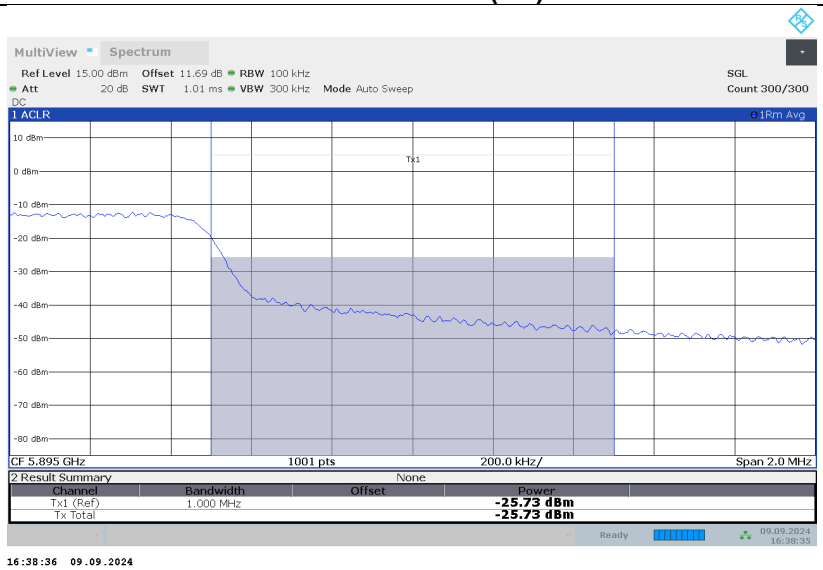

INTEGRATION (C1)

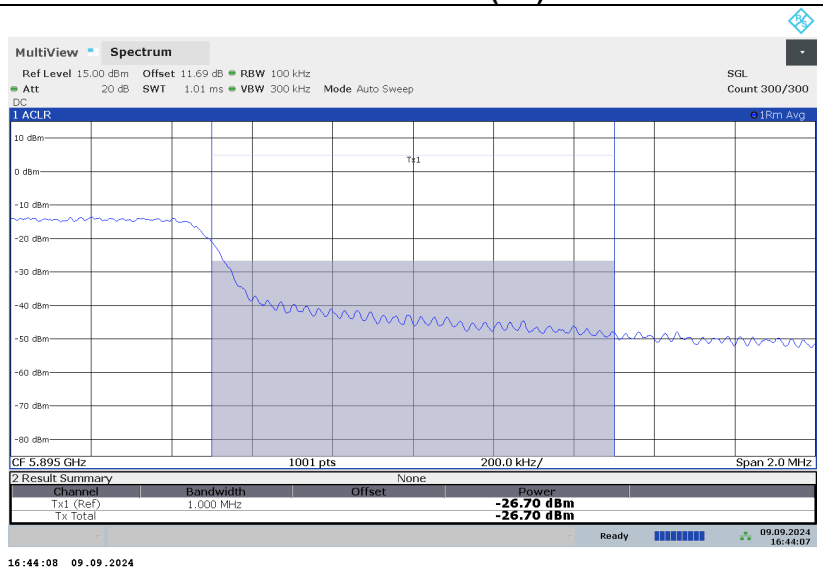

Summed Pk and Av Data at Restricted Band

Frequency (GHz)	PK Reading C1 (dBm)	PK Reading C2 (dBm)	PK EIRP (dBm)	PK EIRP Limit (dBm) (dBuV/m)	Margin (dB)
5.895	1.84	0.19	14.41	15.00	-0.59
Frequency (GHz)	**AV Reading C1 (dBm)**	**AV Reading C2 (dBm)**	**AV EIRP (dBm)**	**AV Limit (dBm)**	**Margin (dB)**
5.895	-25.73	-26.70	-12.85	-5.00	-7.85

An array gain of 10.31 dBi was used in the calculation of the summed data.

UL LLC
12 Laboratory Drive, Research Triangle Park, NC 27709; USA TEL:(919)549-1400
This report shall not be reproduced except in full, without the written approval of UL LLC

2TX CHAIN 0 + CHAIN 1 MODE (High Gain) 5885 MHz

PK MEASUREMENT

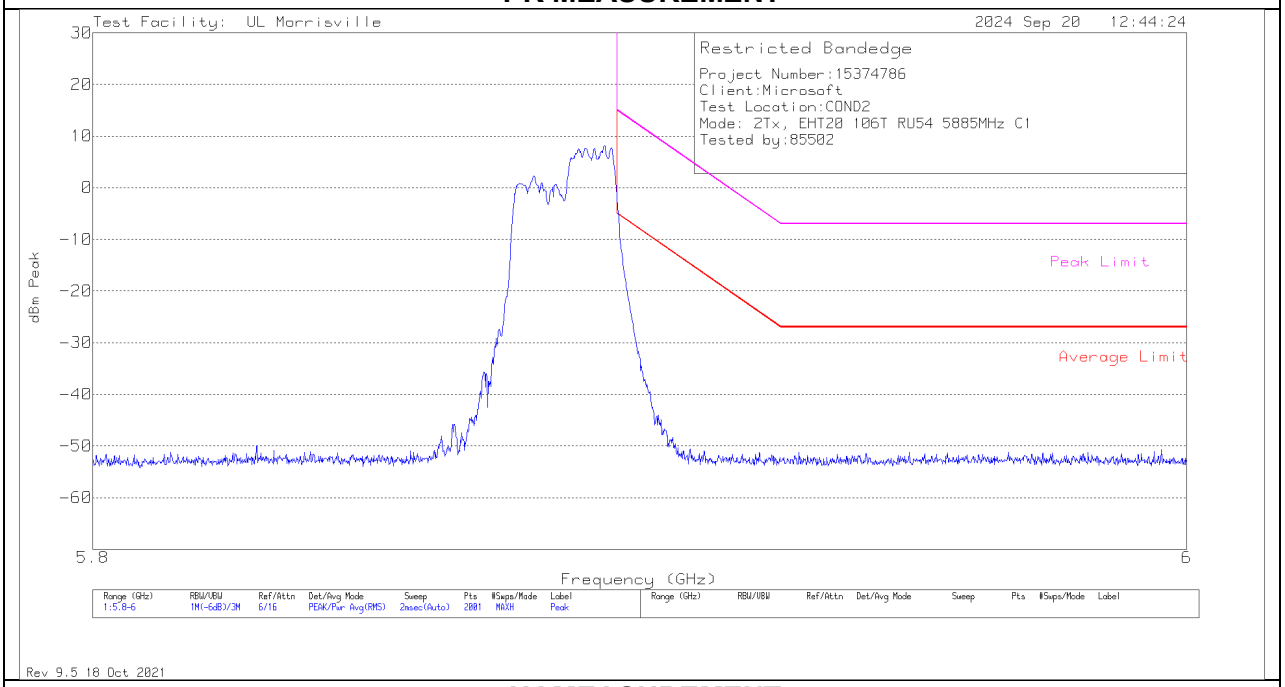

AV MEASUREMENT

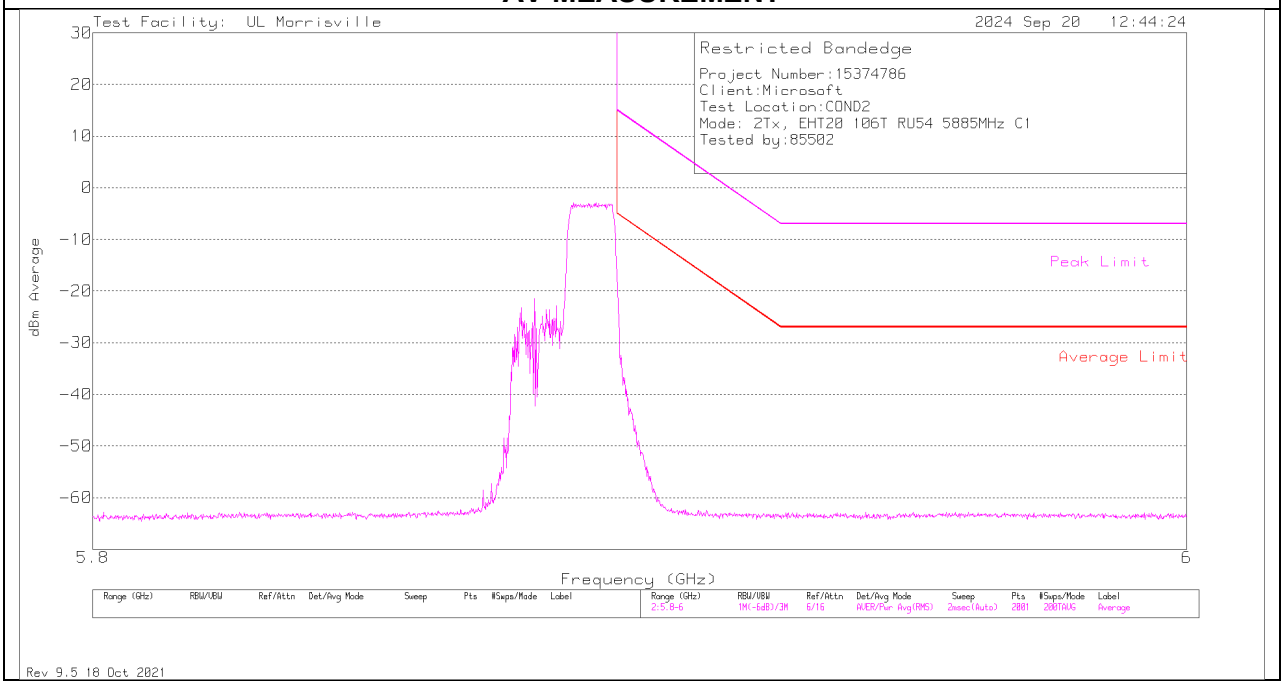

UL LLC
12 Laboratory Drive, Research Triangle Park, NC 27709; USA TEL:(919)549-1400
This report shall not be reproduced except in full, without the written approval of UL LLC

SUMMED BANDEDGE DATA (Pk)

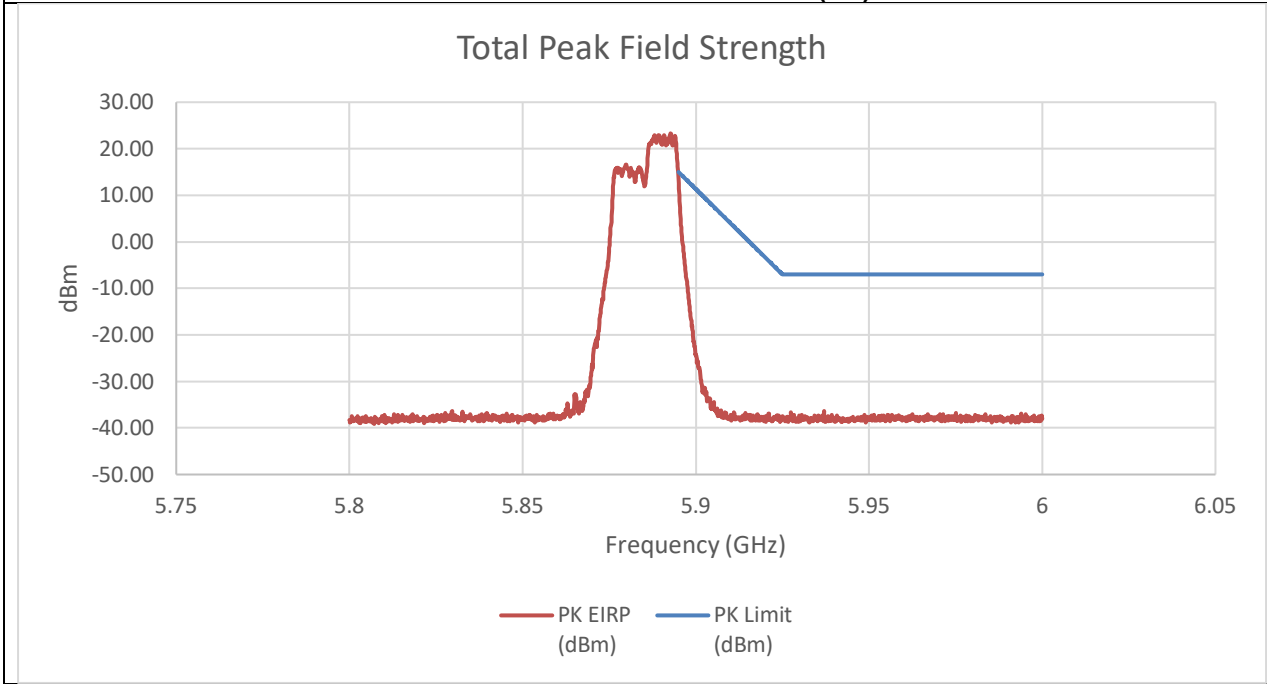

SUMMED BANDEDGE DATA (Av)

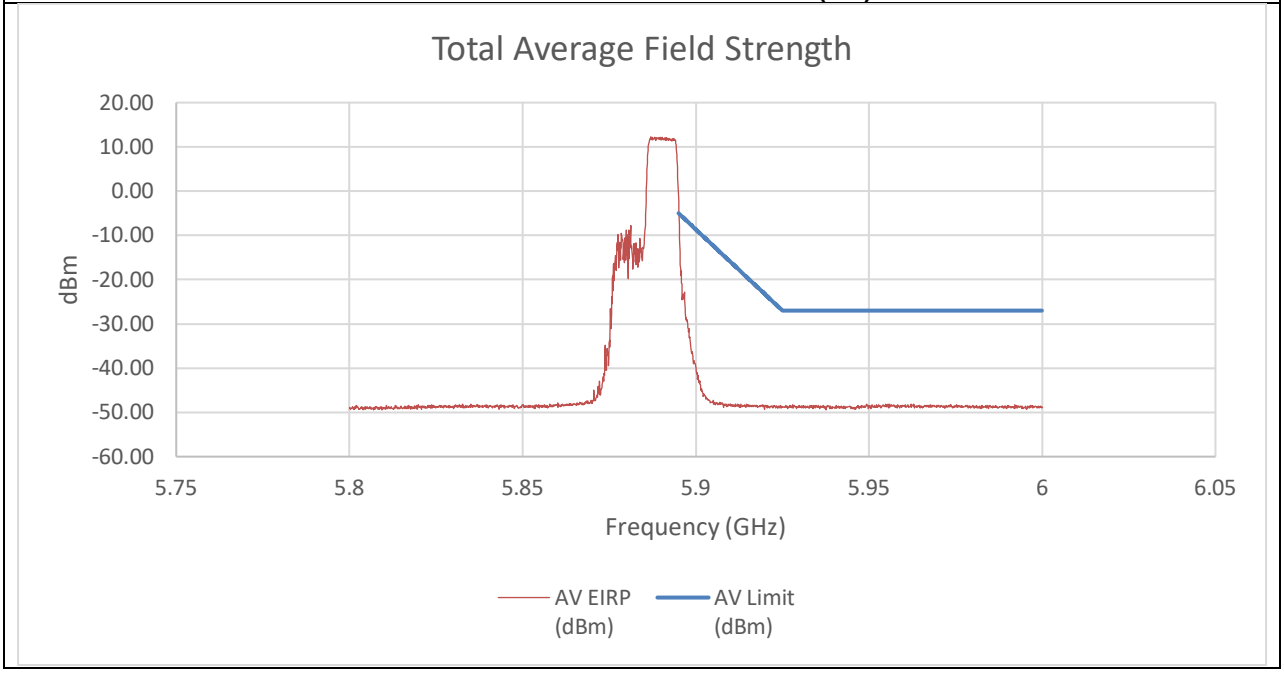

UL LLC
12 Laboratory Drive, Research Triangle Park, NC 27709; USA TEL:(919)549-1400

This report shall not be reproduced except in full, without the written approval of UL LLC

INTEGRATION (C0)

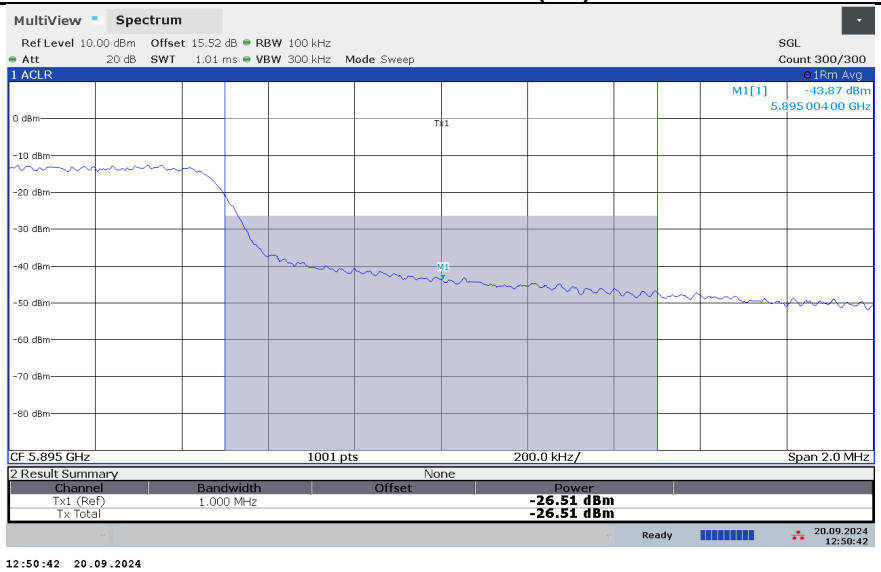

12:50:42 20.09.2024

INTEGRATION (C1)

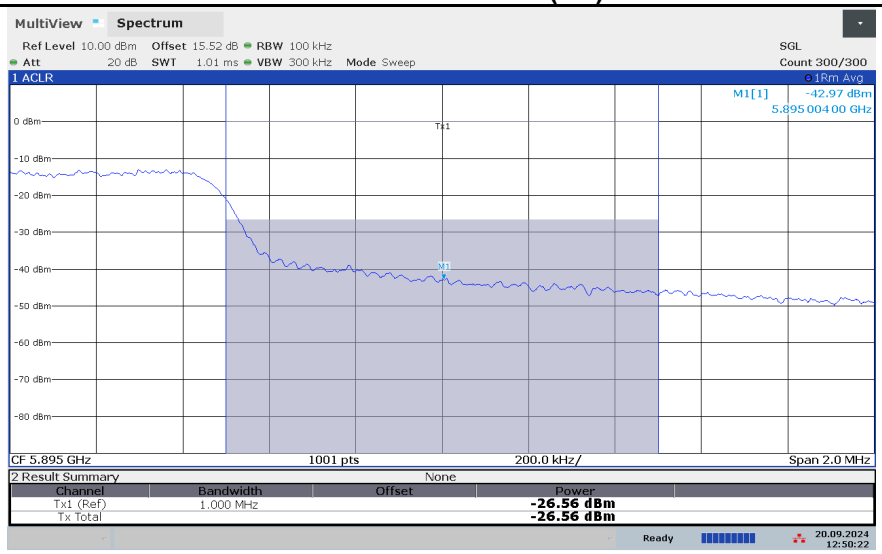

12:50:22 20.09.2024

Summed Pk and Av Data at Restricted Band

Frequency (GHz)	PK Reading C1 (dBm)	PK Reading C2 (dBm)	PK EIRP (dBm)	PK EIRP Limit (dBm) (dBuV/m)	Margin (dB)
5.895	-2.67	-1.52	12.62	15.00	-2.38
Frequency (GHz)	**AV Reading C1 (dBm)**	**AV Reading C2 (dBm)**	**AV EIRP (dBm)**	**AV Limit (dBm)**	**Margin (dB)**
5.895	-26.51	-26.56	-11.85	-5.00	-6.85

An array gain of 11.67 dBi was used in the calculation of the summed data.

UL LLC
12 Laboratory Drive, Research Triangle Park, NC 27709; USA TEL:(919)549-1400
This report shall not be reproduced except in full, without the written approval of UL LLC

HARMONICS AND SPURIOUS EMISSIONS

LOW CHANNEL RESULTS

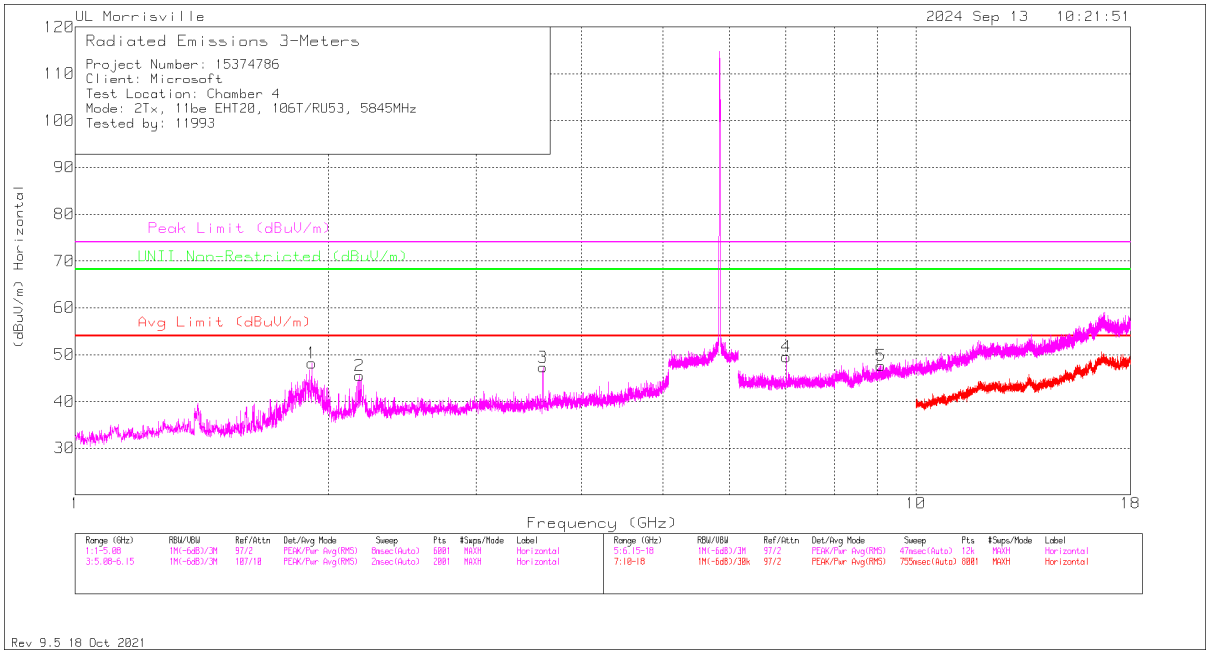

HORIZONTAL

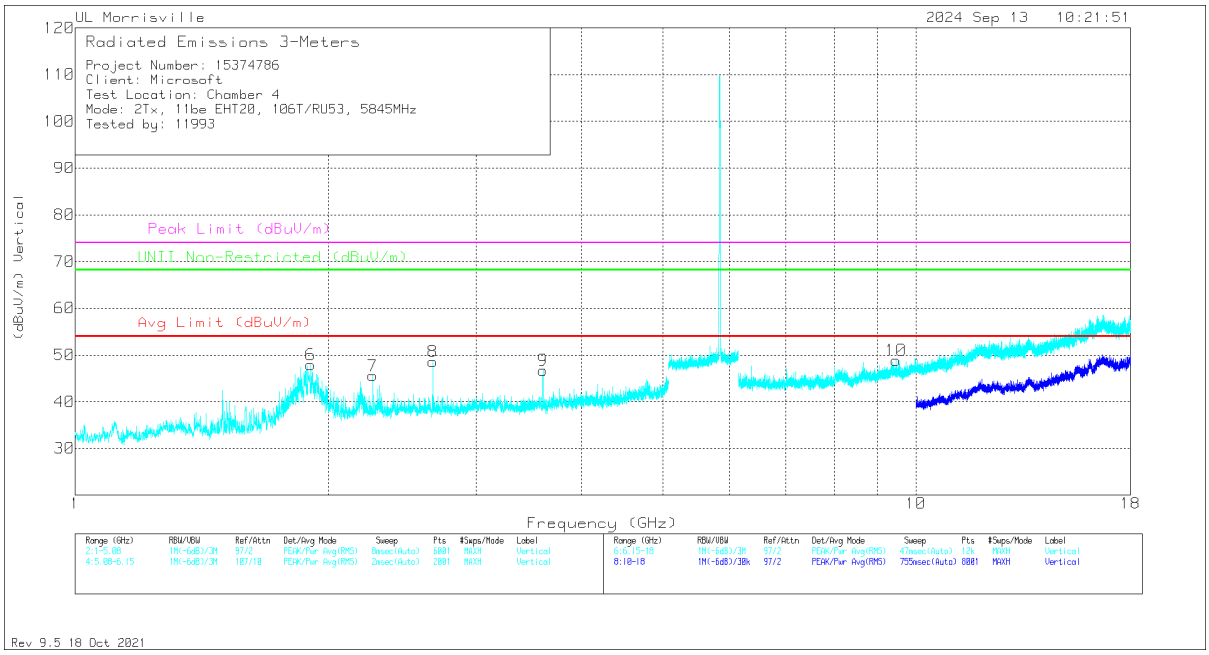

VERTICAL

UL LLC
12 Laboratory Drive, Research Triangle Park, NC 27709; USA TEL:(919)549-1400

This report shall not be reproduced except in full, without the written approval of UL LLC

RADIATED EMISSIONS

Marker	Frequency (GHz)	Meter Reading (dBuV)	Det	89509 ACF (dB/m)	Gain/Loss (dB)	Corrected Reading (dBuV/m)	Avg Limit (dBuV/m)	Margin (dB)	Peak Limit (dBuV/m)	PK Margin (dB)	UNII Non-Restricted (dBuV/m)	PK Margin (dB)	Azimuth (Degs)	Height (cm)	Polarity
1	** 1.91021	59.17	PK-U	30.7	-35.7	54.17	-	-	74	-19.83	68.2	-14.03	358	337	H
	** 1.91025	39.38	ADR	30.7	-35.7	34.38	54	-19.62	-	-	-	-	358	337	H
3	* ** 3.60032	47.52	Pk	32.9	-33.1	47.32	54	-6.68	74	-26.68	-	-	0-360	100	H
6	** 1.90712	52.96	Pk	30.7	-35.7	47.96	54	-6.04	74	-26.04	68.2	-20.24	0-360	200	V
7	* ** 2.26004	48.88	Pk	31.9	-35.2	45.58	54	-8.42	74	-28.42	-	-	0-360	200	V
8	* ** 2.66324	56.29	PK-U	32.4	-35.5	53.19	-	-	74	-20.81	-	-	304	137	V
	* ** 2.66511	36.71	ADR	32.4	-35.5	33.61	54	-20.39	-	-	-	-	304	137	V
9	* ** 3.60032	46.9	Pk	32.9	-33.1	46.7	54	-7.3	74	-27.3	-	-	0-360	200	V
5	* ** 9.08683	36.69	Pk	36.3	-25.3	47.69	54	-6.31	74	-26.31	-	-	0-360	100	H
10	* ** 9.47427	36.74	PK-U	36.7	-25.1	48.34	-	-	74	-25.66	-	-	352	345	V
	* ** 9.47769	25.38	ADR	36.7	-25.2	36.88	54	-17.12	-	-	-	-	352	345	V
2	2.1798	49.52	Pk	31.6	-35.6	45.52	-	-	-	-	68.2	-22.68	0-360	100	H
4	7.01406	41.56	Pk	35.5	-27.5	49.56	-	-	-	-	68.2	-18.64	0-360	100	H

* - indicates frequency in CFR47 Pt 15 / IC RSS-Restricted Band
** - indicates frequency in Taiwan NCC LP0002 Restricted Band
Pk - Peak detector
PK-U - Maximum Peak
ADR - RMS average

UL LLC
12 Laboratory Drive, Research Triangle Park, NC 27709; USA TEL:(919)549-1400
This report shall not be reproduced except in full, without the written approval of UL LLC

MID CHANNEL RESULTS

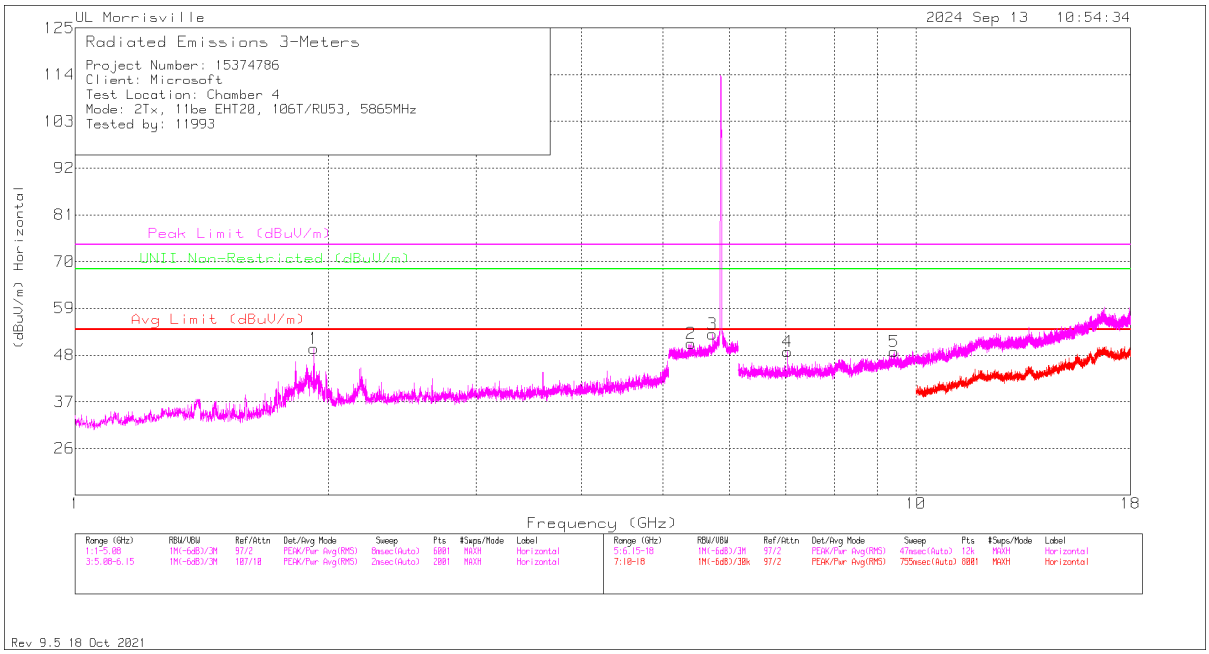

HORIZONTAL

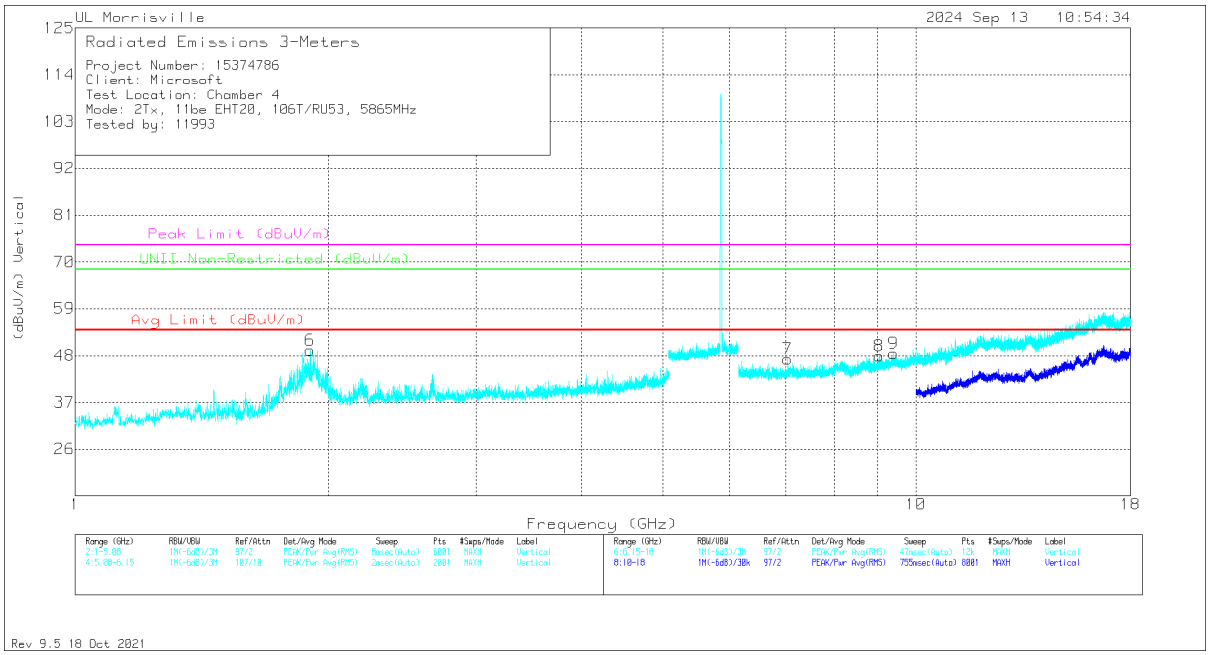

VERTICAL

UL LLC
12 Laboratory Drive, Research Triangle Park, NC 27709; USA TEL:(919)549-1400

This report shall not be reproduced except in full, without the written approval of UL LLC

RADIATED EMISSIONS

Marker	Frequency (GHz)	Meter Reading (dBuV)	Det	89509 ACF (dB/m)	Gain/Loss (dB)	Corrected Reading (dBuV/m)	Avg Limit (dBuV/m)	Margin (dB)	Peak Limit (dBuV/m)	PK Margin (dB)	UNII Non-Restricted (dBuV/m)	PK Margin (dB)	Azimuth (Degs)	Height (cm)	Polarity
1	** 1.91905	59.11	PK-U	30.6	-35.6	54.11	-	-	74	-19.89	68.2	-14.09	22	312	H
	** 1.91911	40.37	ADR	30.6	-35.6	35.37	54	-18.63	-	-	-	-	22	312	H
2	* ** 5.40379	35.94	PK-U	34.6	-18.5	52.04	-	-	74	-21.96	-	-	277	118	H
	* ** 5.40274	24.44	ADR	34.6	-18.5	40.54	54	-13.46	-	-	-	-	277	118	H
5	* ** 9.42348	37.28	PK-U	36.6	-25	48.88	-	-	74	-25.12	-	-	338	220	H
	* ** 9.42479	25.75	ADR	36.6	-25	37.35	54	-16.65	-	-	-	-	338	220	H
8	* ** 9.04733	36.36	Pk	36.2	-24.6	47.96	54	-6.04	74	-26.04	-	-	0-360	200	V
9	* ** 9.41327	37.2	PK-U	36.6	-24.9	48.9	-	-	74	-25.1	-	-	179	398	V
	* ** 9.41191	25.93	ADR	36.6	-24.9	37.63	54	-16.37	-	-	-	-	179	398	V
6	1.90372	54.11	Pk	30.8	-35.7	49.21	-	-	-	-	68.2	-18.99	0-360	200	V
3	5.73217	36.27	Pk	34.7	-18	52.97	-	-	-	-	68.2	-15.23	0-360	100	H
4	7.03776	40.73	Pk	35.6	-27.5	48.83	-	-	-	-	68.2	-19.37	0-360	100	H
7	7.03776	39.05	Pk	35.6	-27.5	47.15	-	-	-	-	68.2	-21.05	0-360	200	V

* - indicates frequency in CFR47 Pt 15 / IC RSS-Restricted Band
** - indicates frequency in Taiwan NCC LP0002 Restricted Band
Pk - Peak detector
PK-U - Maximum Peak
ADR - RMS average

UL LLC
12 Laboratory Drive, Research Triangle Park, NC 27709; USA TEL:(919)549-1400
This report shall not be reproduced except in full, without the written approval of UL LLC

HIGH CHANNEL RESULTS

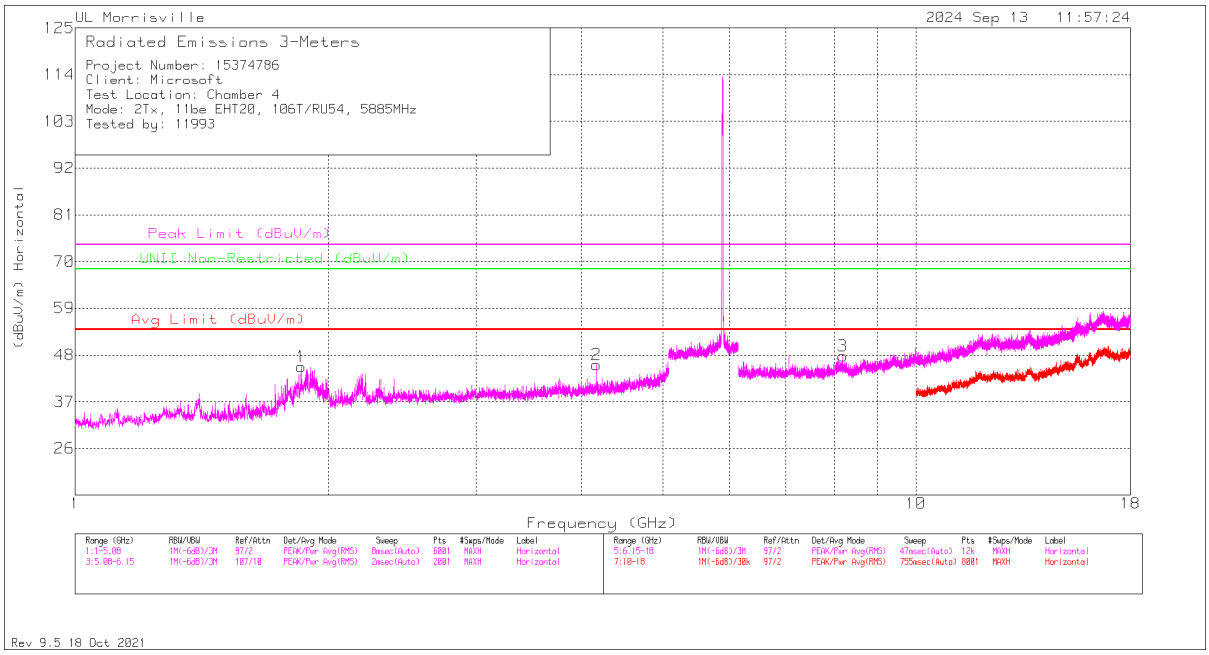

HORIZONTAL

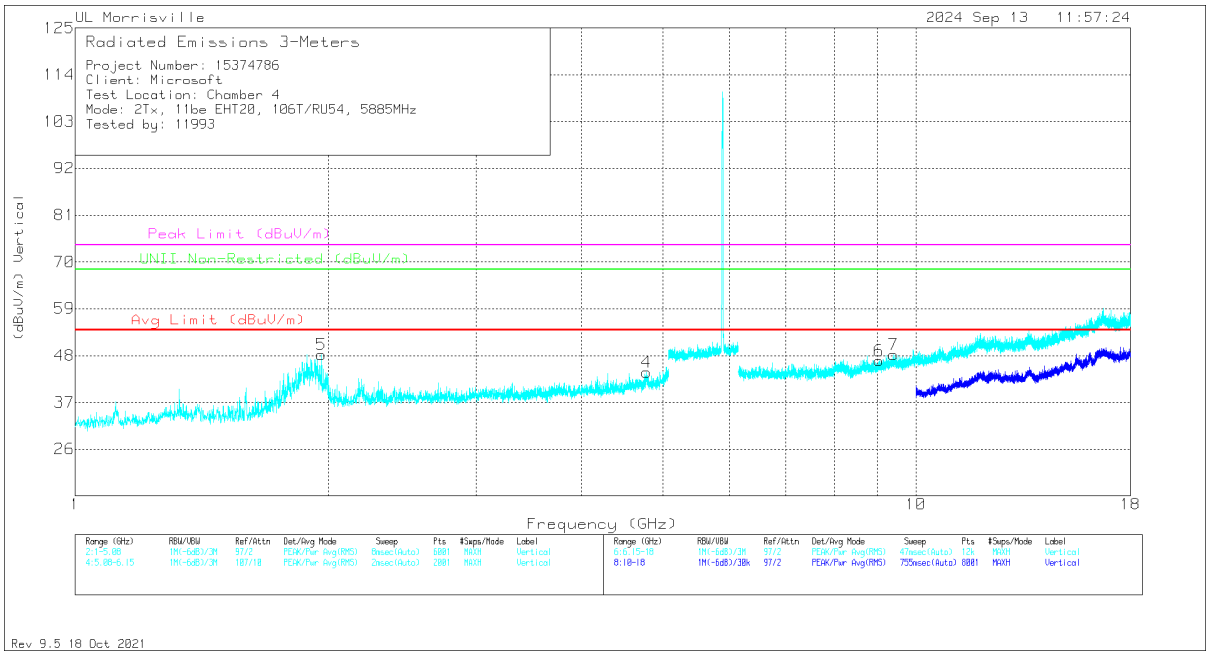

VERTICAL

UL LLC
12 Laboratory Drive, Research Triangle Park, NC 27709; USA TEL:(919)549-1400

This report shall not be reproduced except in full, without the written approval of UL LLC

RADIATED EMISSIONS

Marker	Frequency (GHz)	Meter Reading (dBuV)	Det	89509 ACF (dB/m)	Gain/Loss (dB)	Corrected Reading (dBuV/m)	Avg Limit (dBuV/m)	Margin (dB)	Peak Limit (dBuV/m)	PK Margin (dB)	UNII Non-Restricted (dBuV/m)	PK Margin (dB)	Azimuth (Degs)	Height (cm)	Polarity
1	** 1.85748	50.34	Pk	30.6	-35.7	45.24	54	-8.76	74	-28.76	68.2	-22.96	0-360	100	H
2	* ** 4.16744	43.61	Pk	33.5	-31.4	45.71	54	-8.29	74	-28.29	-	-	0-360	100	H
4	* ** 4.77944	40.06	Pk	34.1	-30	44.16	54	-9.84	74	-29.84	-	-	0-360	200	V
5	** 1.96213	57.96	PK-U	30.9	-35.7	53.16	-	-	74	-20.84	68.2	-15.04	37	266	V
	** 1.96105	37.75	ADR	30.9	-35.7	32.95	54	-21.05	-	-	-	-	37	266	V
3	* ** 8.18623	38.54	Pk	35.8	-26.5	47.84	54	-6.16	74	-26.16	-	-	0-360	100	H
6	* ** 9.0493	35.22	Pk	36.2	-24.6	46.82	54	-7.18	74	-27.18	-	-	0-360	200	V
7	* ** 9.41132	37.76	PK-U	36.6	-24.9	49.46	-	-	74	-24.54	-	-	150	235	V
	* ** 9.41092	25.76	ADR	36.6	-24.9	37.46	54	-16.54	-	-	-	-	150	235	V

* - indicates frequency in CFR47 Pt 15 / IC RSS-Restricted Band
** - indicates frequency in Taiwan NCC LP0002 Restricted Band
Pk - Peak detector
PK-U - Maximum Peak
ADR - RMS average

UL LLC
12 Laboratory Drive, Research Triangle Park, NC 27709; USA TEL:(919)549-1400
This report shall not be reproduced except in full, without the written approval of UL LLC

TX ABOVE 1 GHz 802.11be EHT20 106T+26T MODE IN THE 5.9 GHz BAND

2TX CHAIN 0 + CHAIN 1 MODE (Low Gain) 5885 MHz

SUMMED BANDEDGE DATA (Pk)

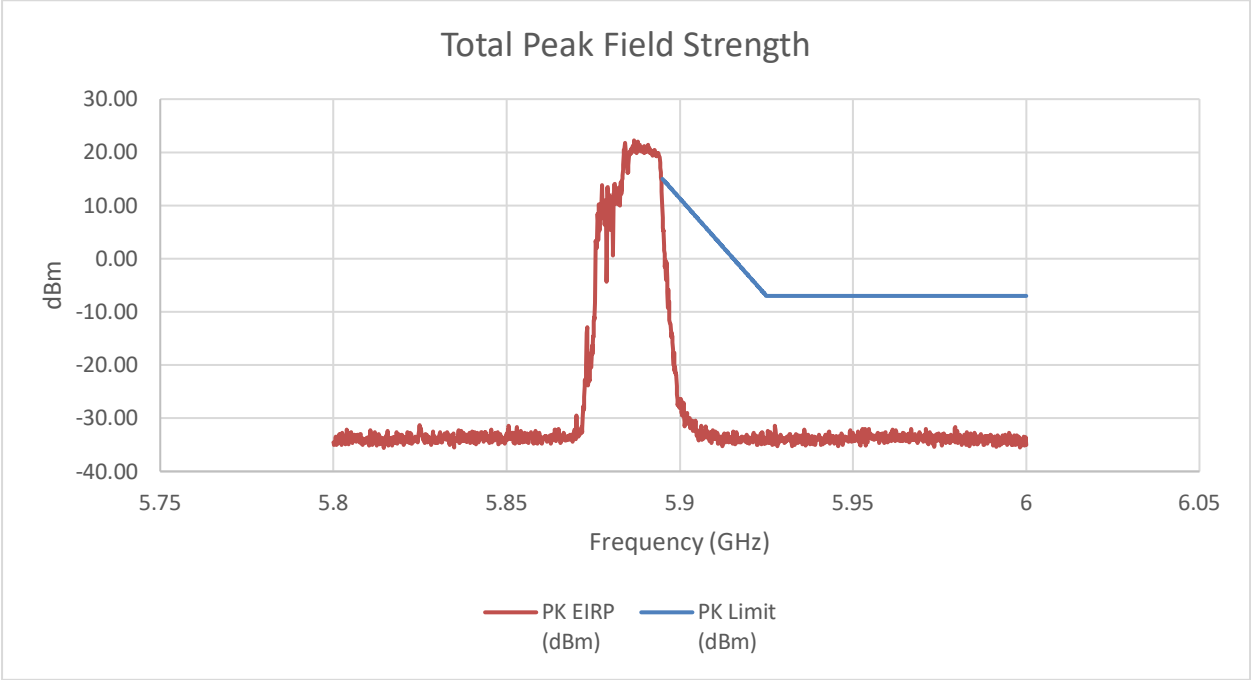

SUMMED BANDEDGE DATA (Av)

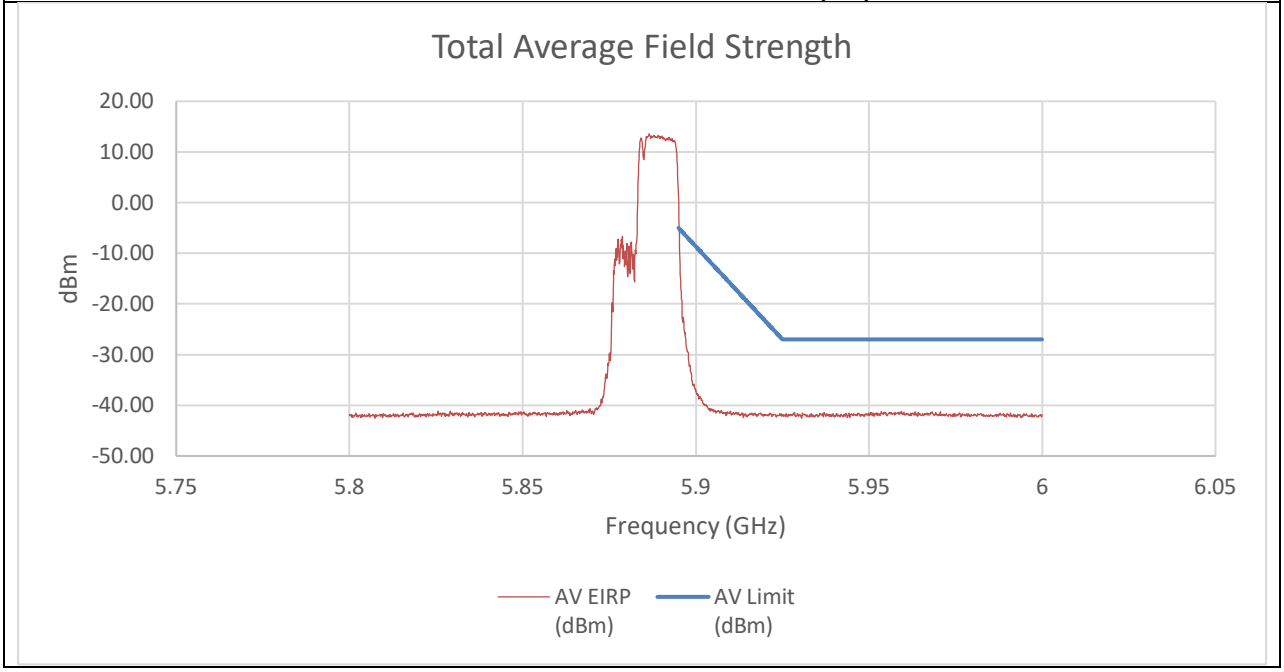

UL LLC
12 Laboratory Drive, Research Triangle Park, NC 27709; USA TEL:(919)549-1400
This report shall not be reproduced except in full, without the written approval of UL LLC

INTEGRATION (C0)

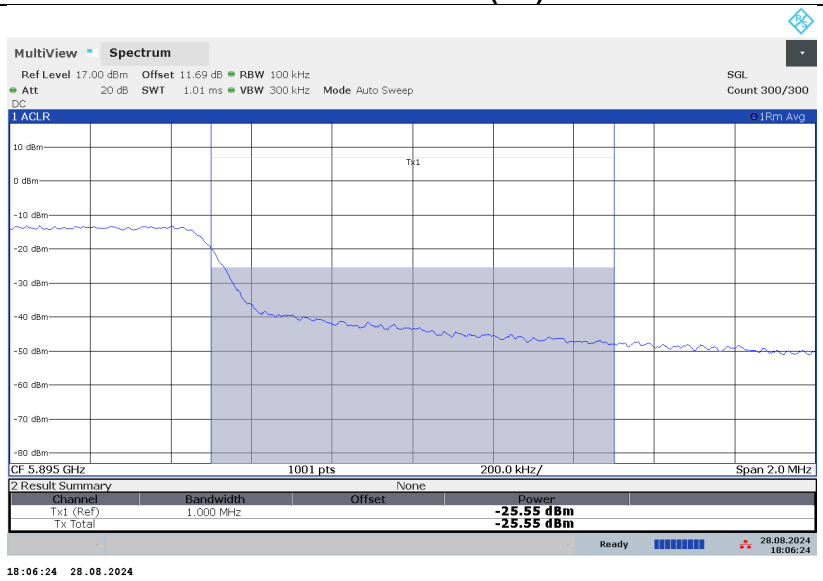

INTEGRATION (C1)

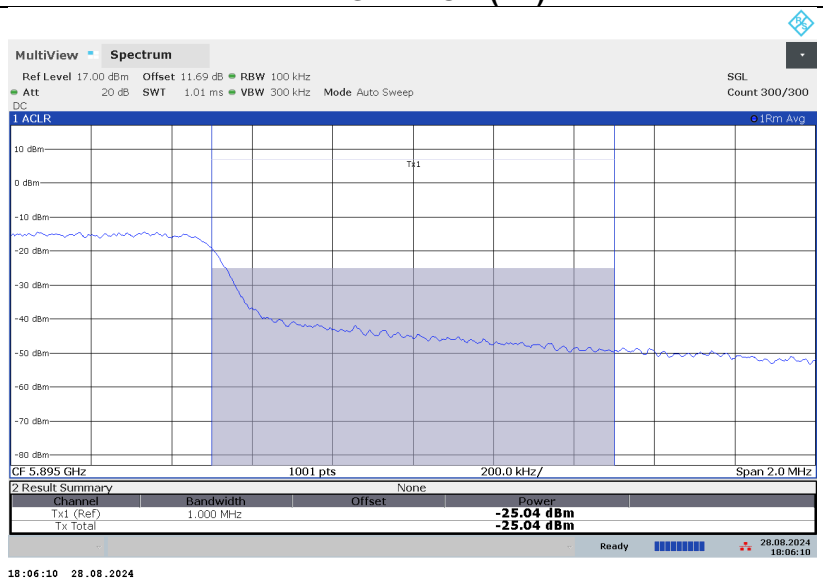

Summed Pk and Av Data at Restricted Band

Frequency (GHz)	PK Reading C1 (dBm)	PK Reading C2 (dBm)	PK EIRP (dBm)	PK EIRP Limit (dBm) (dBuV/m)	Margin (dB)
5.895	-3.89	-3.13	7.73	15.00	-7.27
Frequency (GHz)	**AV Reading C1 (dBm)**	**AV Reading C2 (dBm)**	**AV EIRP (dBm)**	**AV Limit (dBm)**	**Margin (dB)**
5.895	-25.55	-25.04	-14.07	-5.00	-9.07

An array gain of 8.21 dBi was used in the calculation of the summed data.

UL LLC
12 Laboratory Drive, Research Triangle Park, NC 27709; USA TEL:(919)549-1400
This report shall not be reproduced except in full, without the written approval of UL LLC

2TX CHAIN 0 + CHAIN 1 MODE (Mid Gain) 5885 MHz

SUMMED BANDEDGE DATA (Pk)

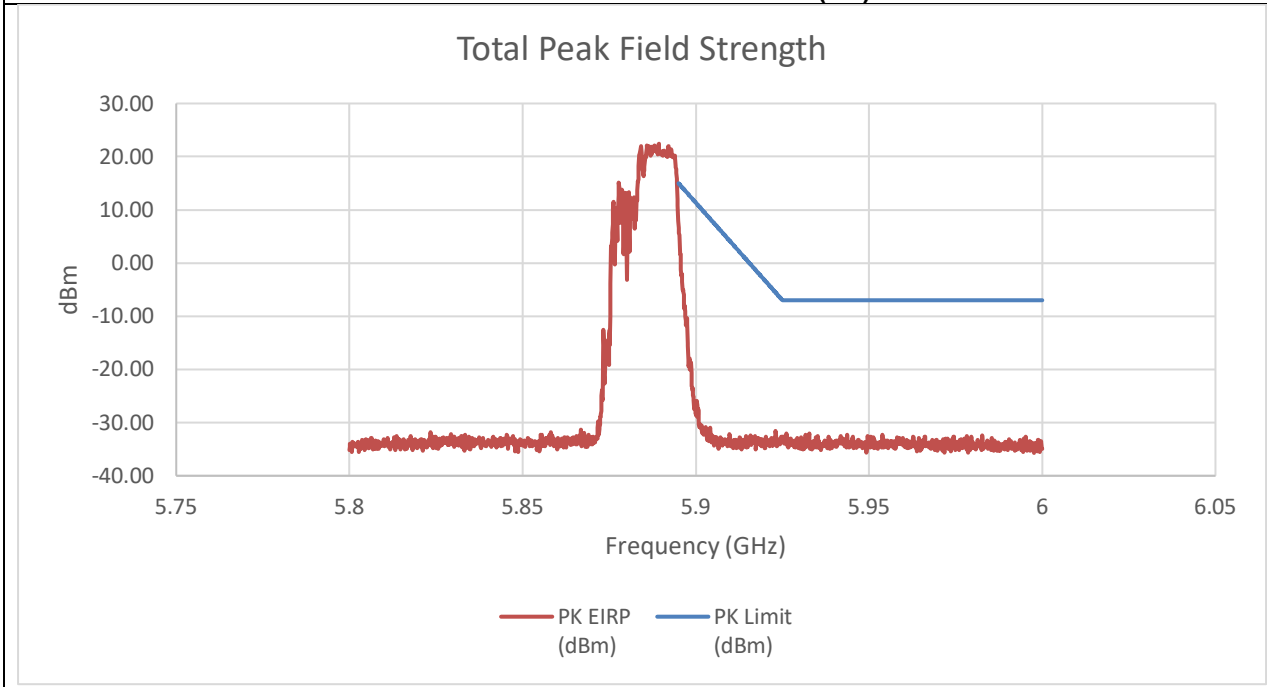

SUMMED BANDEDGE DATA (Av)

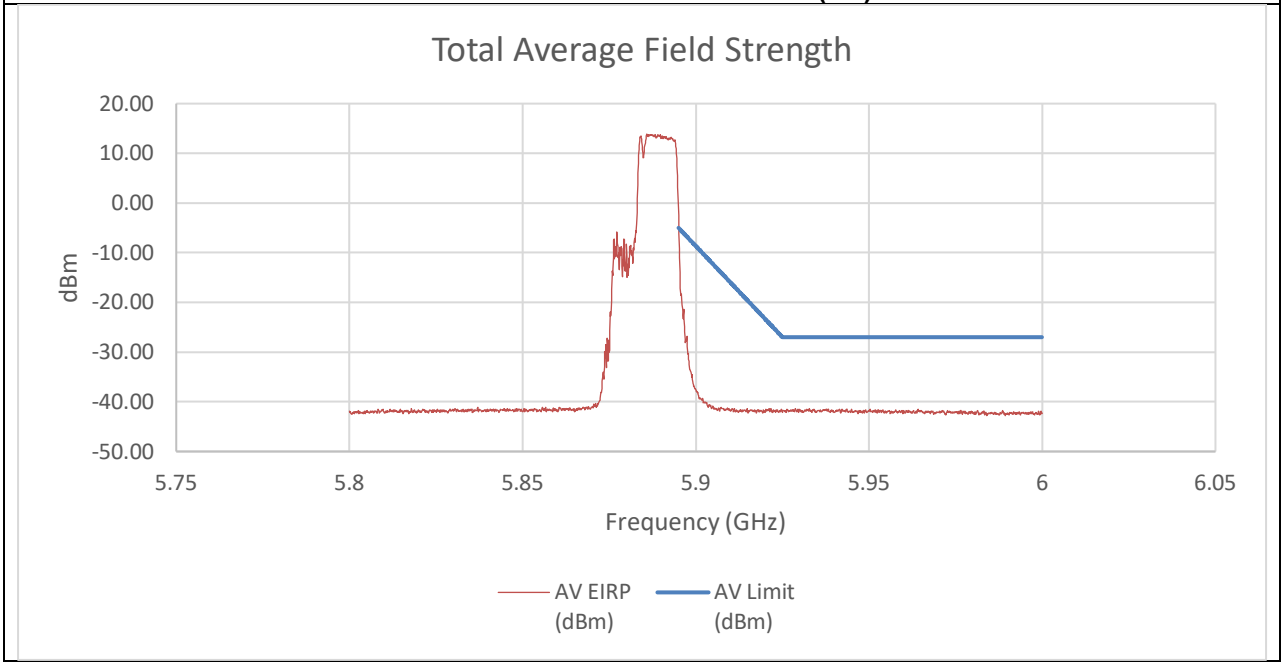

UL LLC
12 Laboratory Drive, Research Triangle Park, NC 27709; USA TEL:(919)549-1400
This report shall not be reproduced except in full, without the written approval of UL LLC

INTEGRATION (C0)

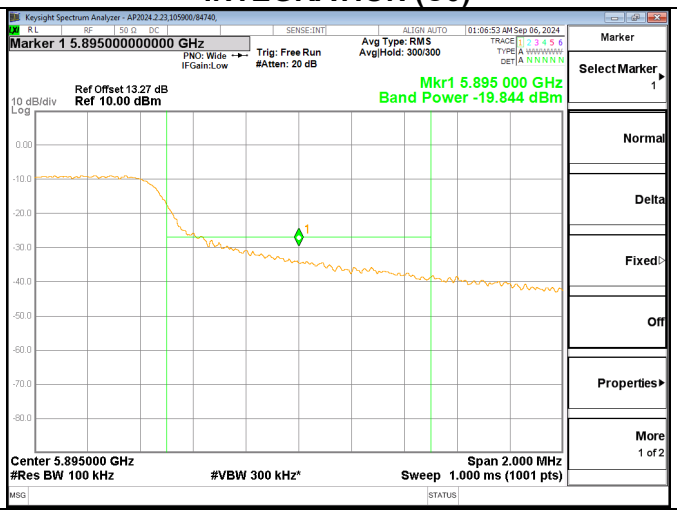

INTEGRATION (C1)

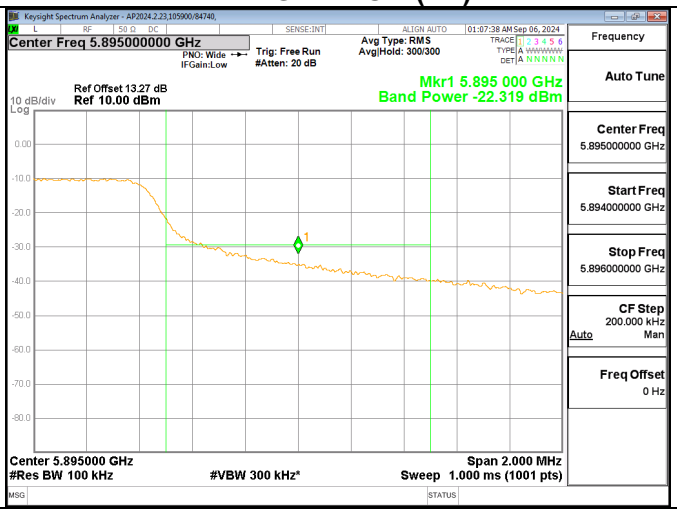

Summed Pk and Av Data at Restricted Band

Frequency (GHz)	PK Reading C1 (dBm)	PK Reading C2 (dBm)	PK EIRP (dBm)	PK EIRP Limit (dBm) (dBuV/m)	Margin (dB)
5.895	-7.35	-6.18	6.59	15.00	-8.41
Frequency (GHz)	**AV Reading C1 (dBm)**	**AV Reading C2 (dBm)**	**AV EIRP (dBm)**	**AV Limit (dBm)**	**Margin (dB)**
5.895	-19.84	-22.32	-7.59	-5.00	-2.59

An array gain of 10.31 dBi was used in the calculation of the summed data.

UL LLC
12 Laboratory Drive, Research Triangle Park, NC 27709; USA TEL:(919)549-1400
This report shall not be reproduced except in full, without the written approval of UL LLC

2TX CHAIN 0 + CHAIN 1 MODE (High Gain) 5885 MHz

PK MEASUREMENT

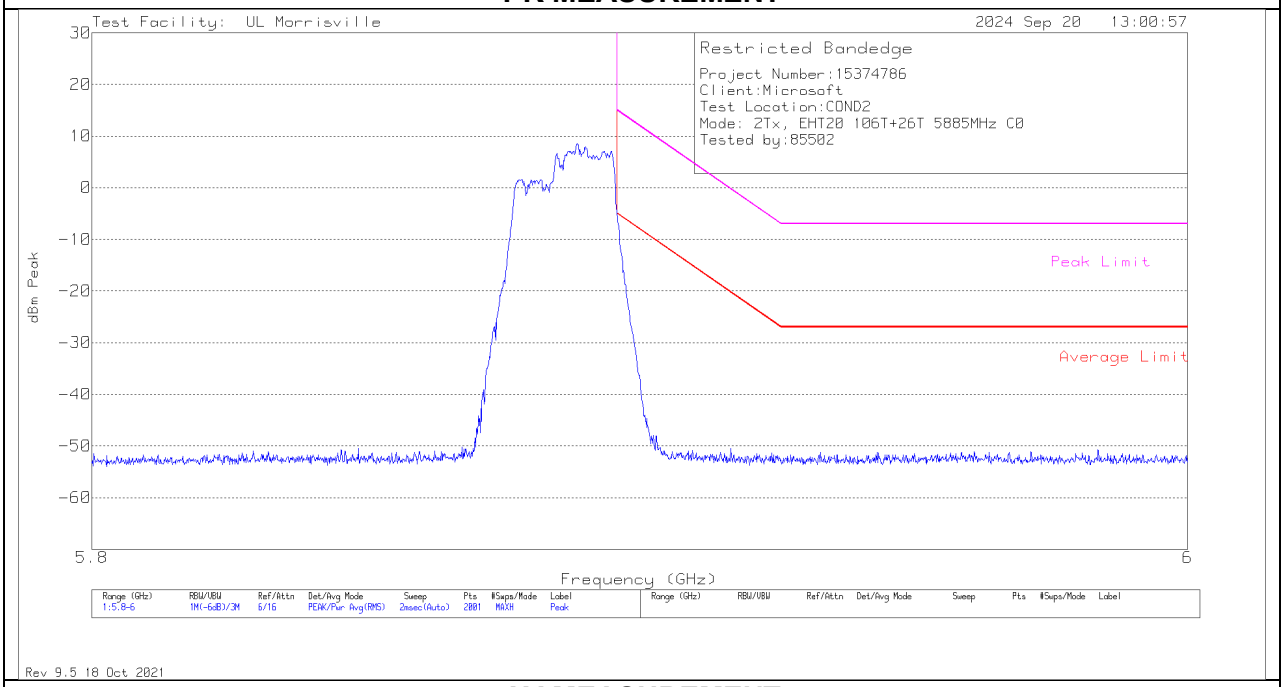

AV MEASUREMENT

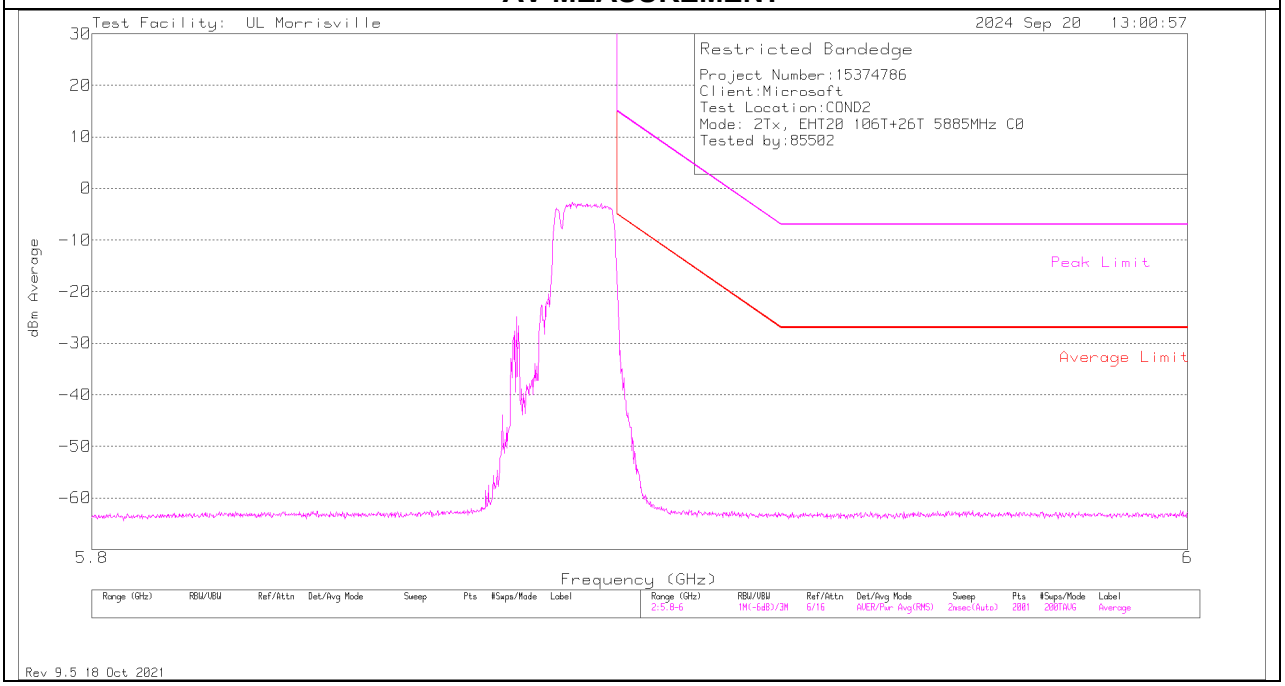

UL LLC
12 Laboratory Drive, Research Triangle Park, NC 27709; USA TEL:(919)549-1400
This report shall not be reproduced except in full, without the written approval of UL LLC

SUMMED BANDEDGE DATA (Pk)

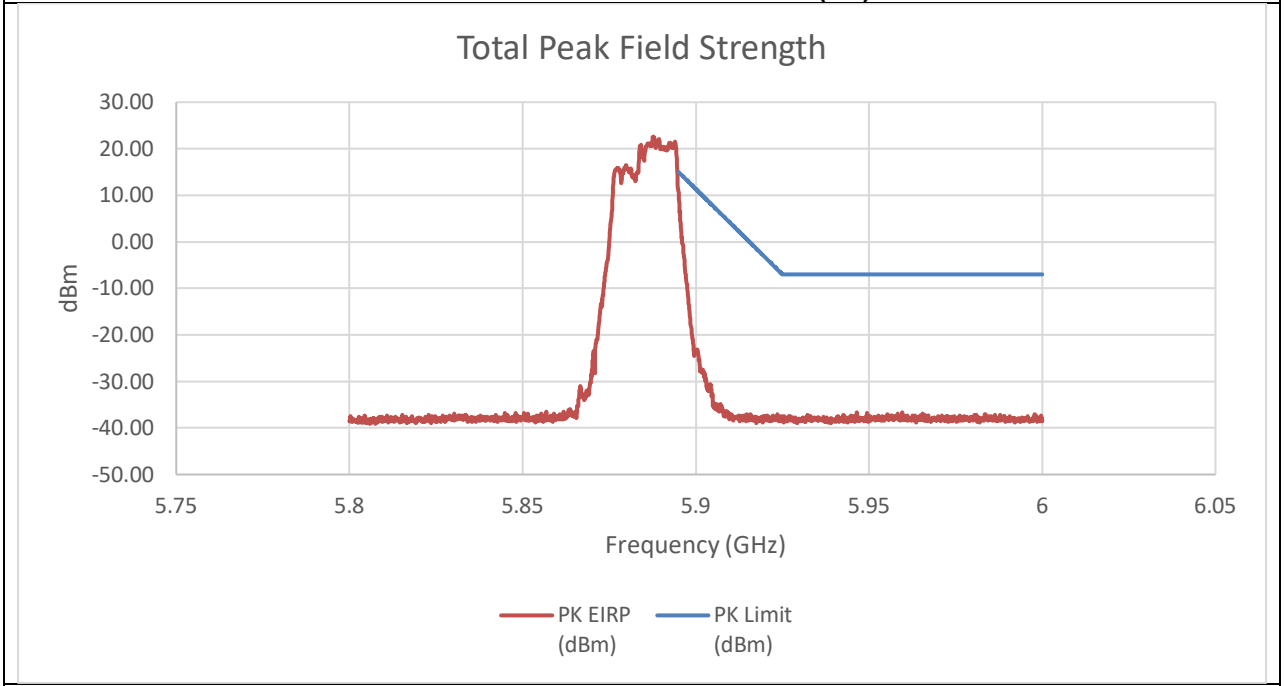

SUMMED BANDEDGE DATA (Av)

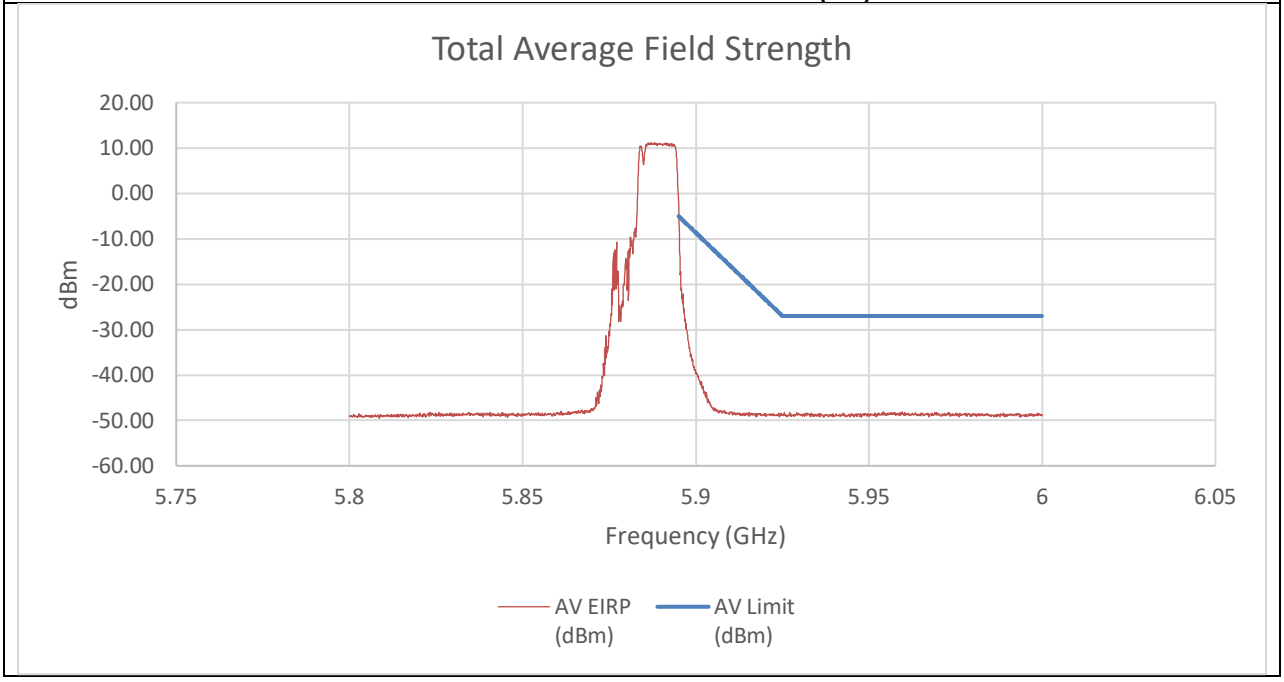

UL LLC
12 Laboratory Drive, Research Triangle Park, NC 27709; USA TEL:(919)549-1400

This report shall not be reproduced except in full, without the written approval of UL LLC

INTEGRATION (C0)

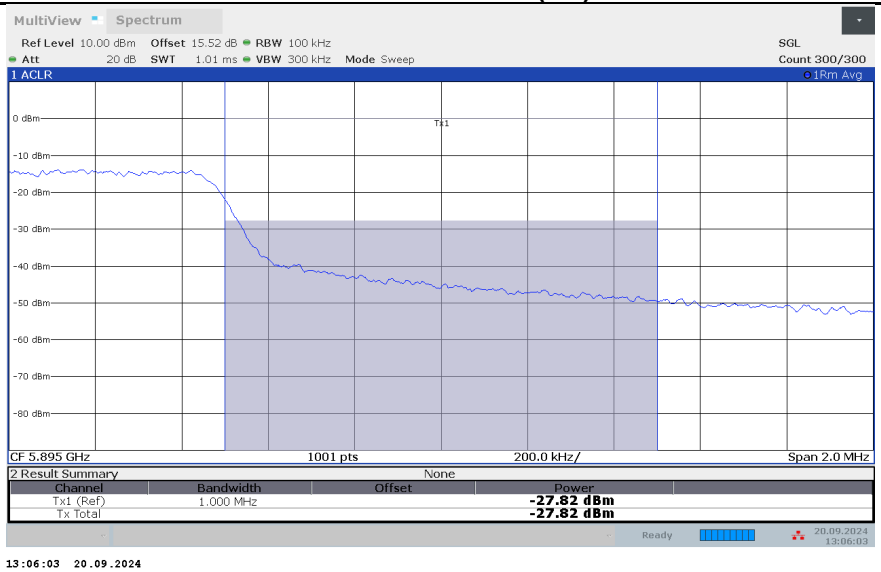

INTEGRATION (C1)

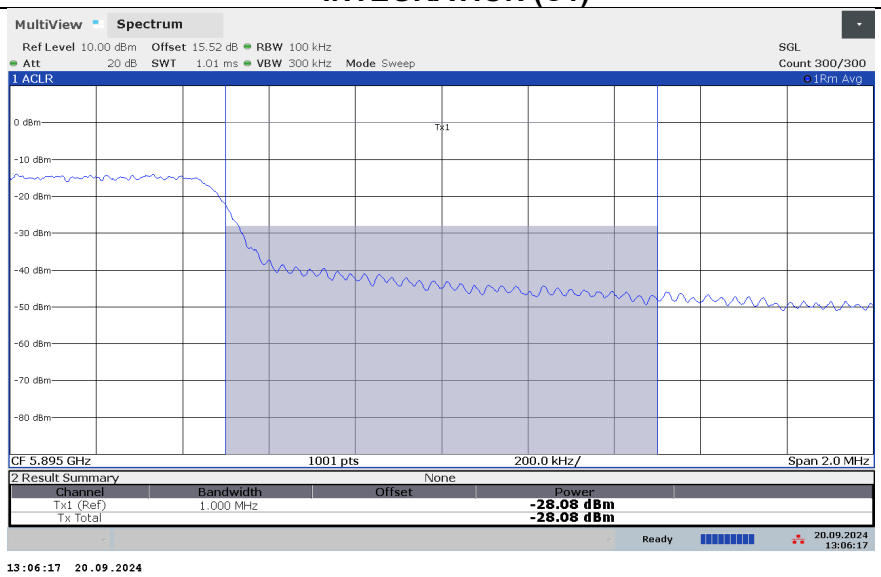

Summed Pk and Av Data at Restricted Band

Frequency (GHz)	PK Reading C1 (dBm)	PK Reading C2 (dBm)	PK EIRP (dBm)	PK EIRP Limit (dBm) (dBuV/m)	Margin (dB)
5.895	-4.35	-3.83	10.60	15.00	-4.40
Frequency (GHz)	**AV Reading C1 (dBm)**	**AV Reading C2 (dBm)**	**AV EIRP (dBm)**	**AV Limit (dBm)**	**Margin (dB)**
5.895	-27.82	-28.08	-13.27	-5.00	-8.27

An array gain of 11.67 dBi was used in the calculation of the summed data.

This report shall not be reproduced except in full, without the written approval of UL LLC

TX ABOVE 1 GHz 802.11be EHT20 242T MODE IN THE 5.9 GHz BAND

2TX CHAIN 0 + CHAIN 1 MODE (Low Gain) 5885 MHz

SUMMED BANDEDGE DATA (Pk)

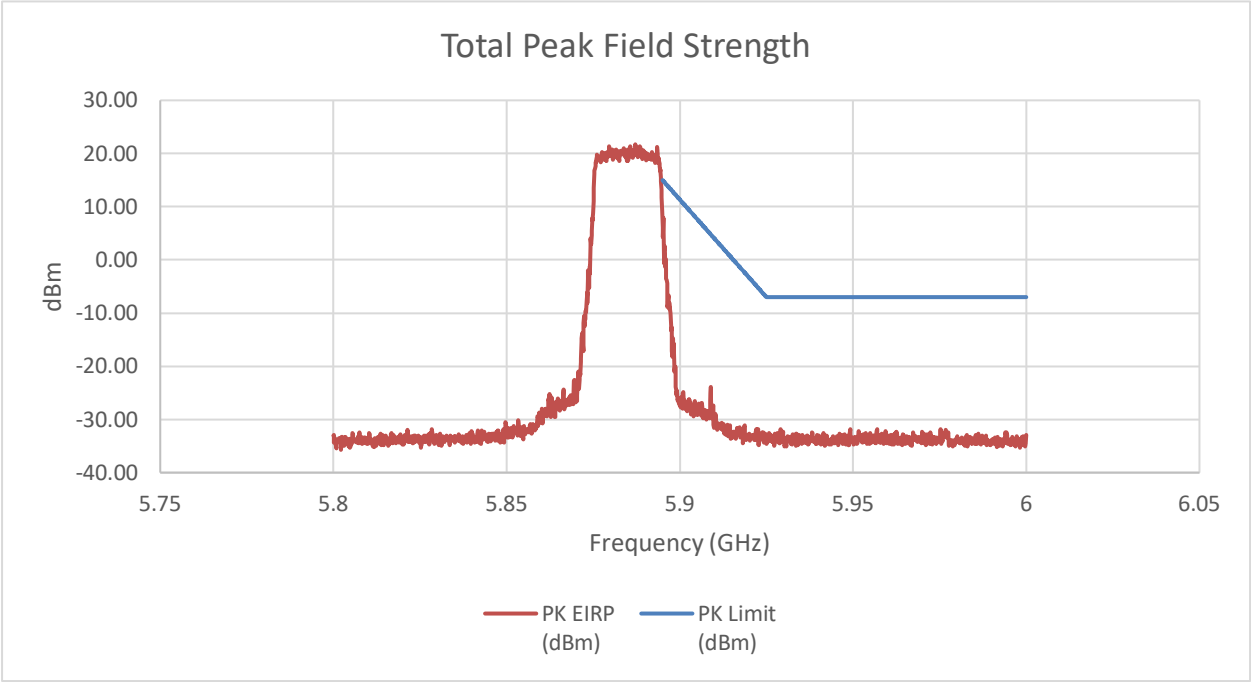

SUMMED BANDEDGE DATA (Av)

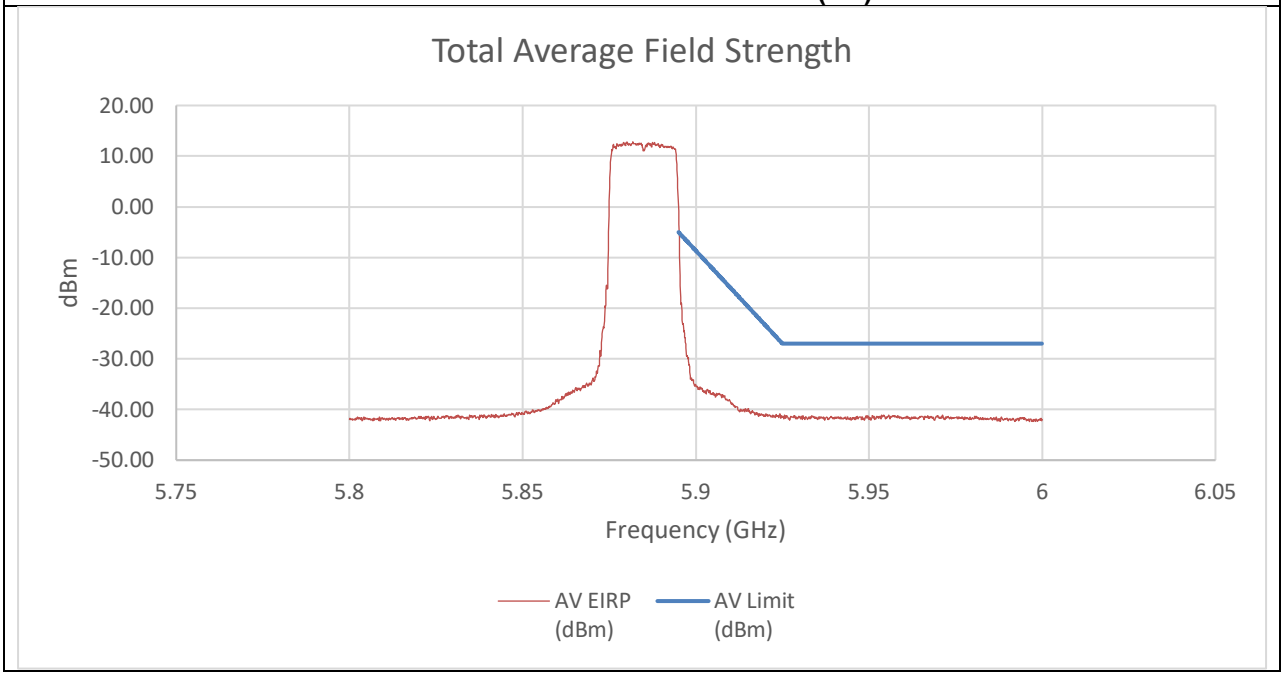

UL LLC
12 Laboratory Drive, Research Triangle Park, NC 27709; USA TEL:(919)549-1400

This report shall not be reproduced except in full, without the written approval of UL LLC

INTEGRATION (C0)

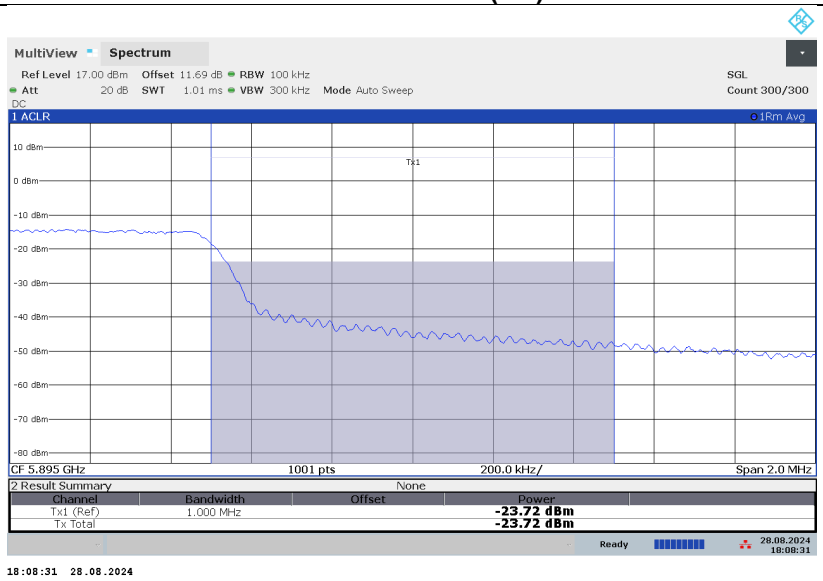

INTEGRATION (C1)

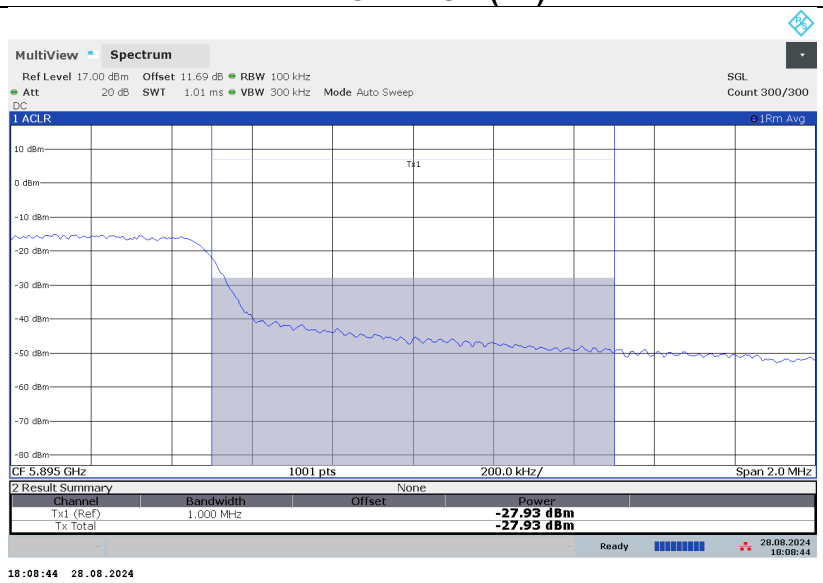

Summed Pk and Av Data at Restricted Band

Frequency (GHz)	PK Reading C1 (dBm)	PK Reading C2 (dBm)	PK EIRP (dBm)	PK EIRP Limit (dBm) (dBuV/m)	Margin (dB)
5.895	-2.87	-4.00	7.82	14.85	-7.03
Frequency (GHz)	**AV Reading C1 (dBm)**	**AV Reading C2 (dBm)**	**AV EIRP (dBm)**	**AV Limit (dBm)**	**Margin (dB)**
5.895	-23.72	-27.93	-14.11	-5.00	-9.11

An array gain of 8.21 dBi was used in the calculation of the summed data.

This report shall not be reproduced except in full, without the written approval of UL LLC

2TX CHAIN 0 + CHAIN 1 MODE (Mid Gain) 5885 MHz

SUMMED BANDEDGE DATA (Pk)

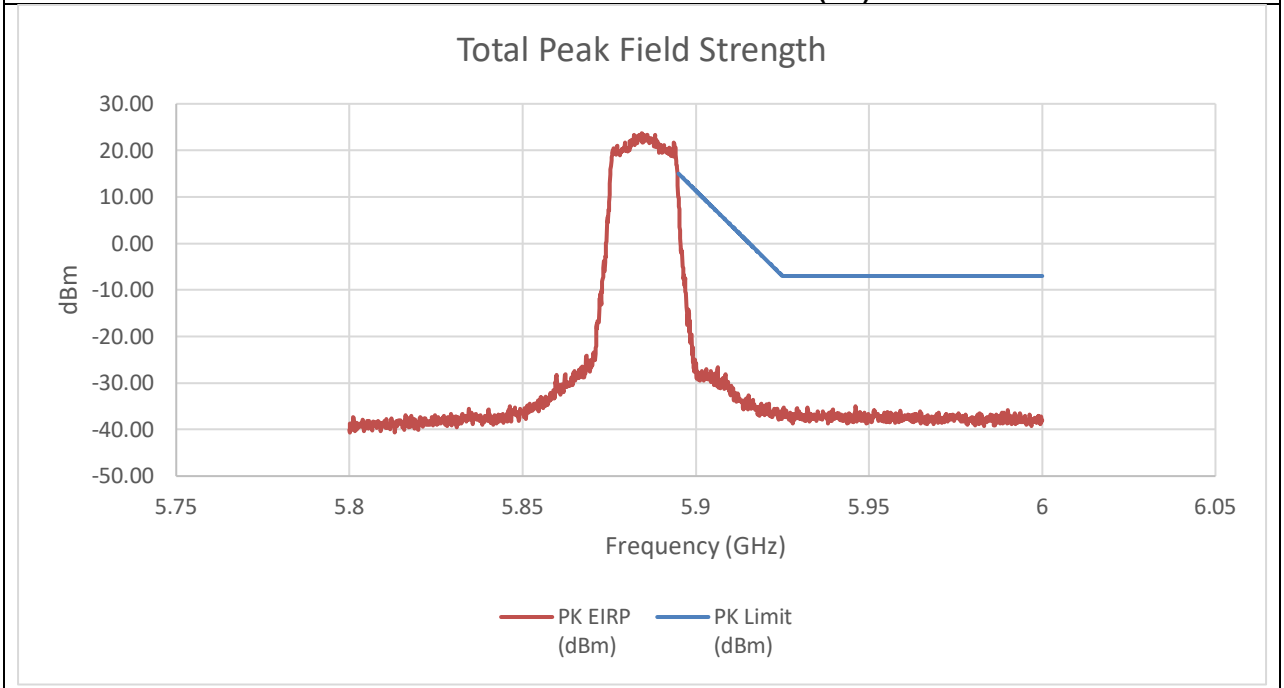

SUMMED BANDEDGE DATA (Av)

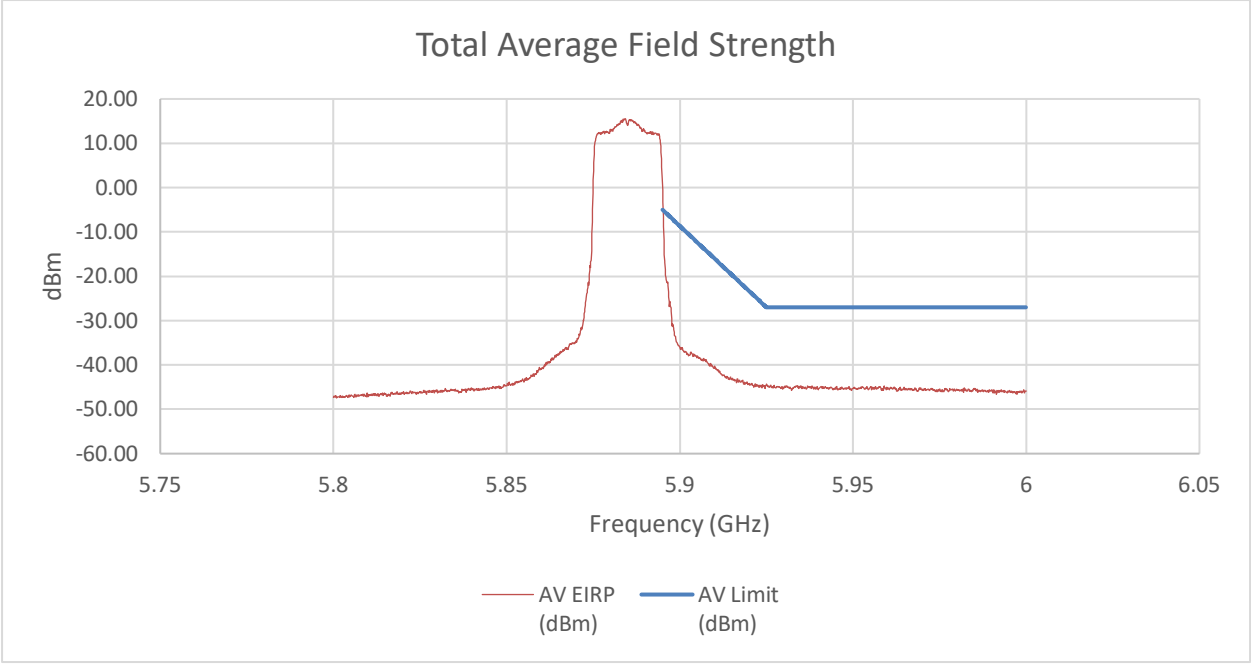

UL LLC
12 Laboratory Drive, Research Triangle Park, NC 27709; USA TEL:(919)549-1400
This report shall not be reproduced except in full, without the written approval of UL LLC

INTEGRATION (C0)

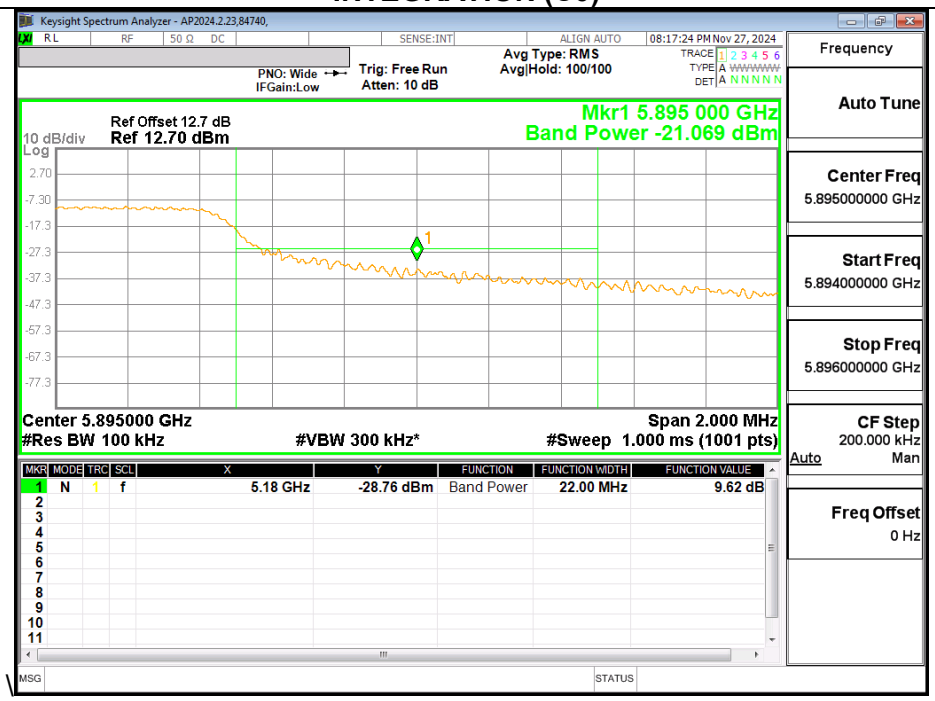

INTEGRATION (C1)

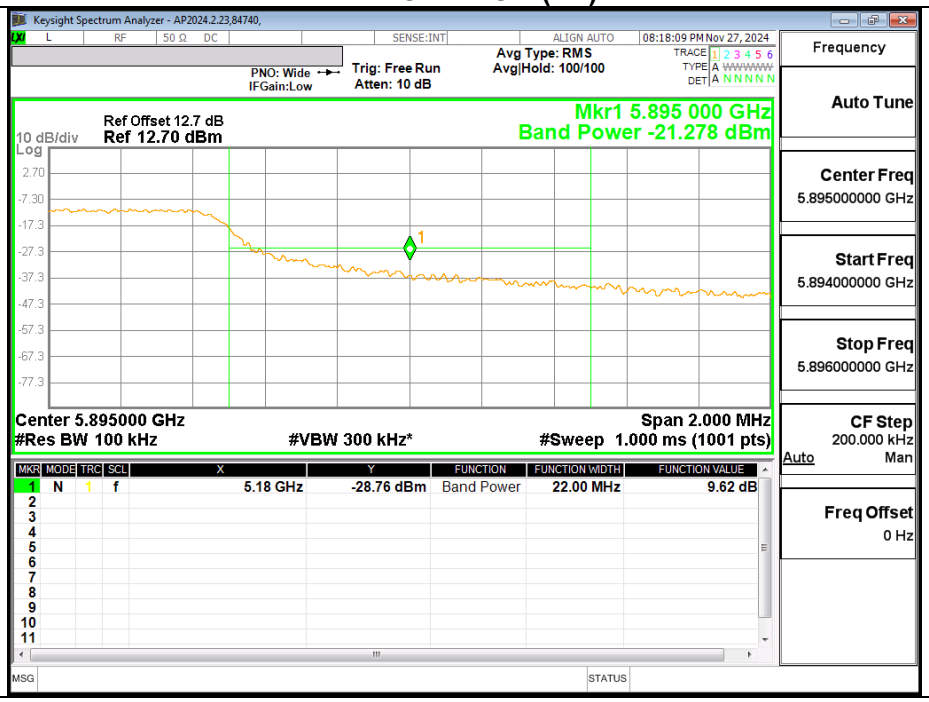

UL LLC
12 Laboratory Drive, Research Triangle Park, NC 27709; USA TEL:(919)549-1400
This report shall not be reproduced except in full, without the written approval of UL LLC

Summed Pk and Av Data at Restricted Band

Frequency (GHz)	PK Reading C1 (dBm)	PK Reading C2 (dBm)	PK EIRP (dBm)	PK EIRP Limit (dBm) (dBuV/m)	Margin (dB)
5.895	-4.57	-2.59	9.85	15.00	-5.15
Frequency (GHz)	**AV Reading C1 (dBm)**	**AV Reading C2 (dBm)**	**AV EIRP (dBm)**	**AV Limit (dBm)**	**Margin (dB)**
5.895	-21.07	-21.28	-7.85	-5.00	-2.85

An array gain of 10.31 dBi was used in the calculation of the summed data.

UL LLC
12 Laboratory Drive, Research Triangle Park, NC 27709; USA TEL:(919)549-1400
This report shall not be reproduced except in full, without the written approval of UL LLC

2TX CHAIN 0 + CHAIN 1 MODE (High Gain) 5885 MHz

PK MEASUREMENT

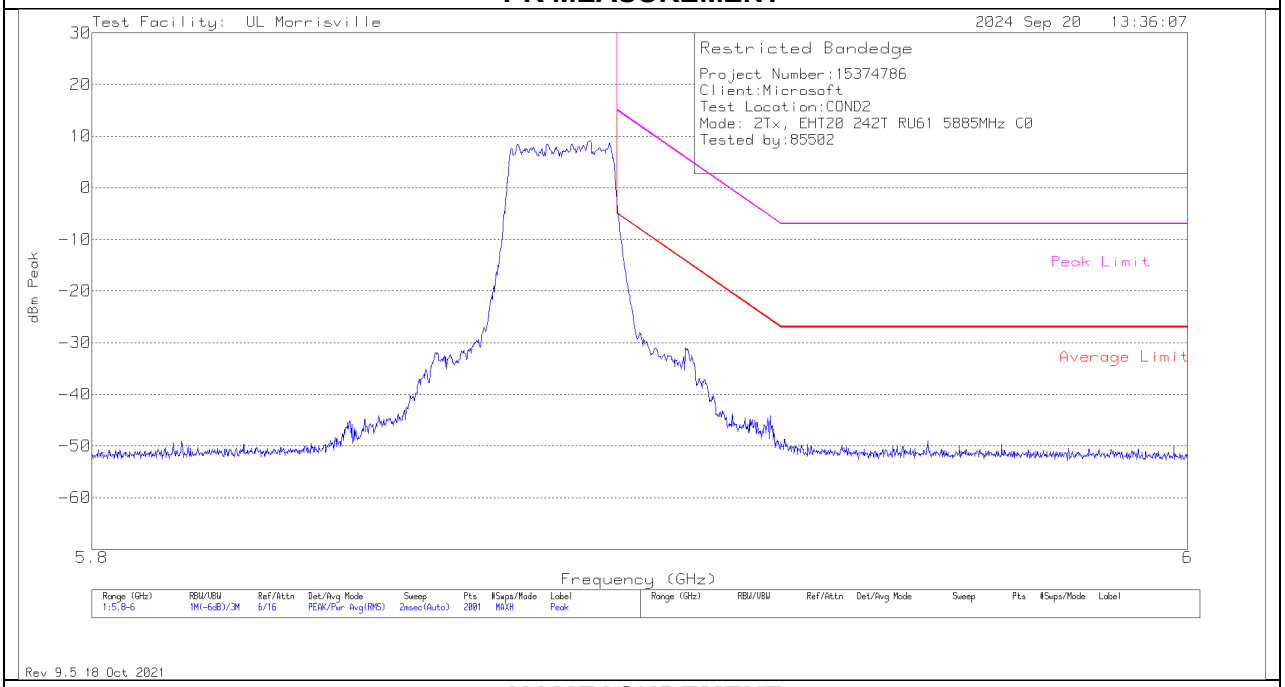

AV MEASUREMENT

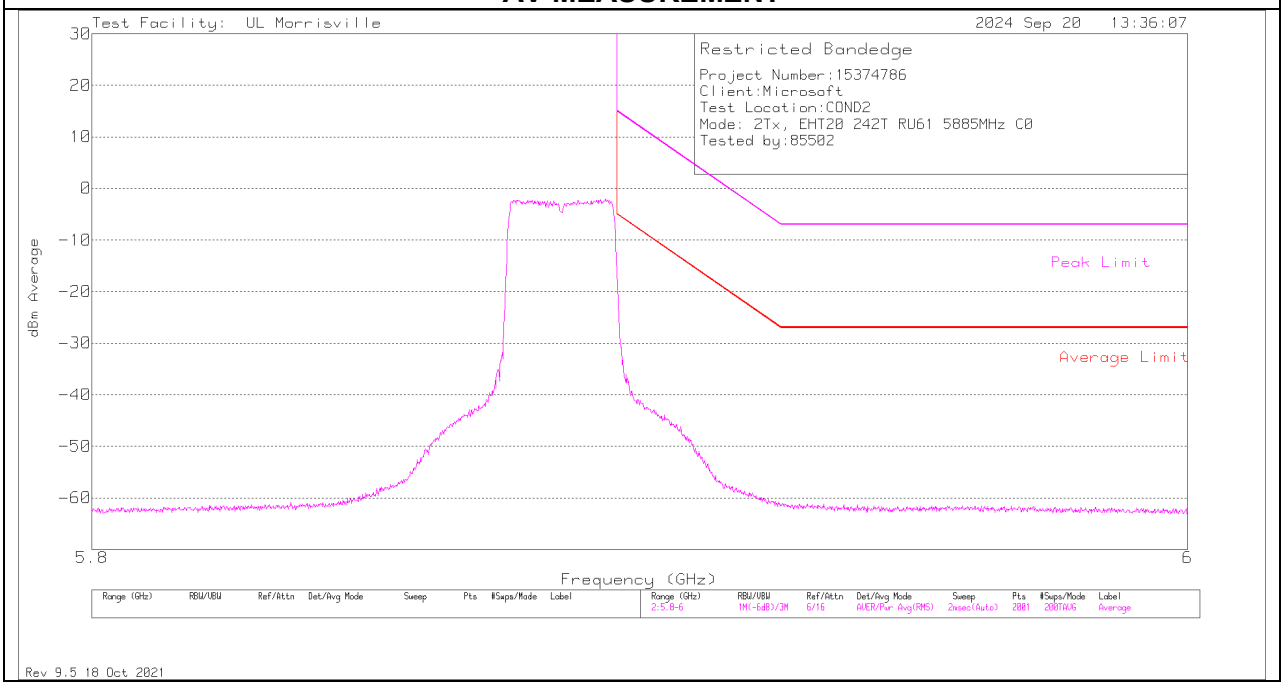

UL LLC
12 Laboratory Drive, Research Triangle Park, NC 27709; USA TEL:(919)549-1400
This report shall not be reproduced except in full, without the written approval of UL LLC

SUMMED BANDEDGE DATA (Pk)

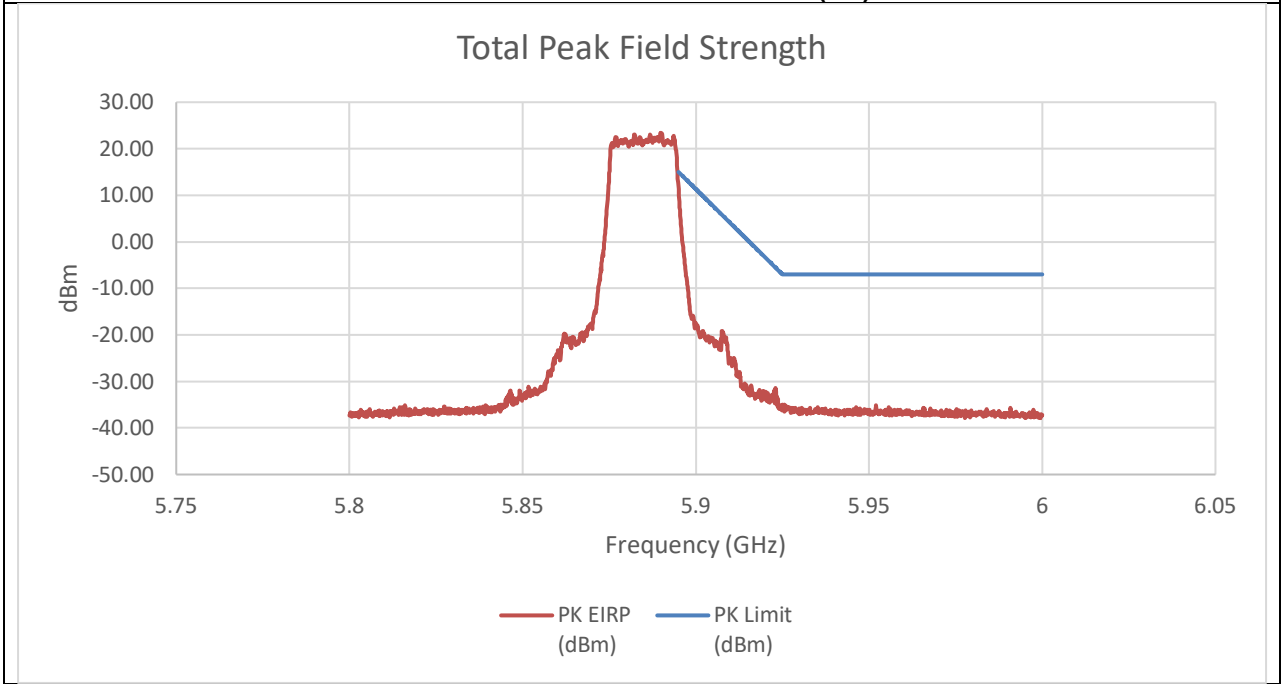

SUMMED BANDEDGE DATA (Av)

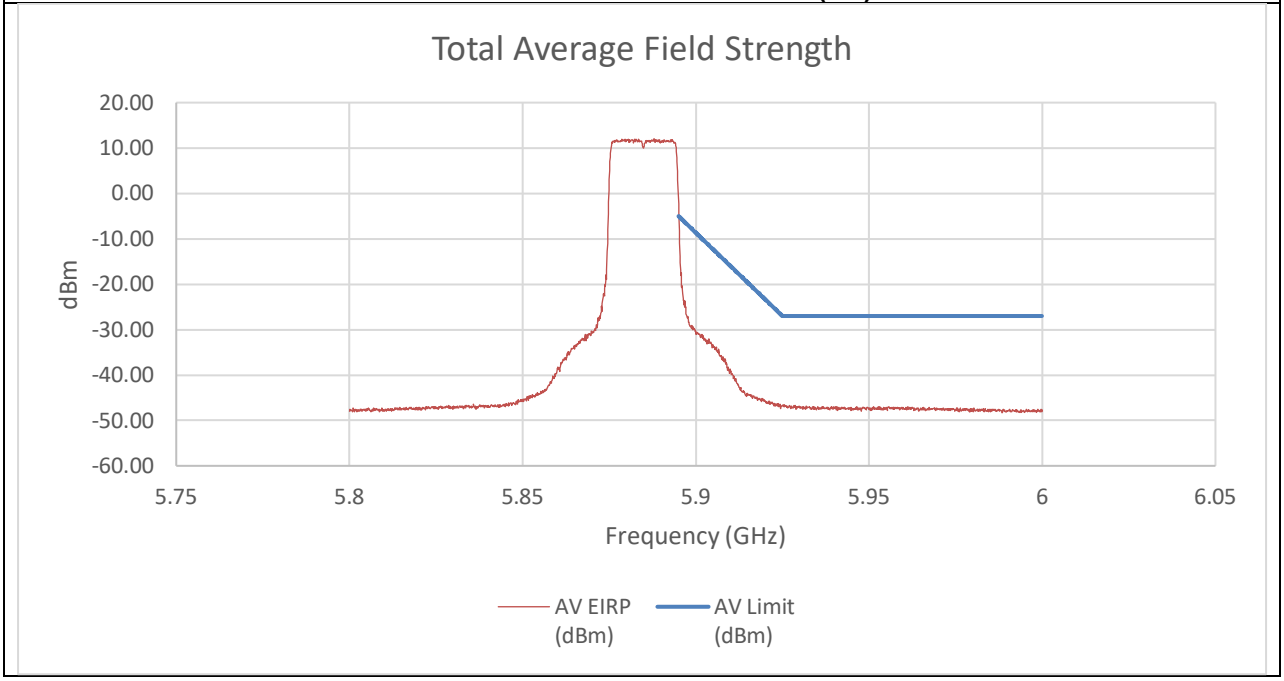

UL LLC
12 Laboratory Drive, Research Triangle Park, NC 27709; USA TEL:(919)549-1400
This report shall not be reproduced except in full, without the written approval of UL LLC

INTEGRATION (C0)

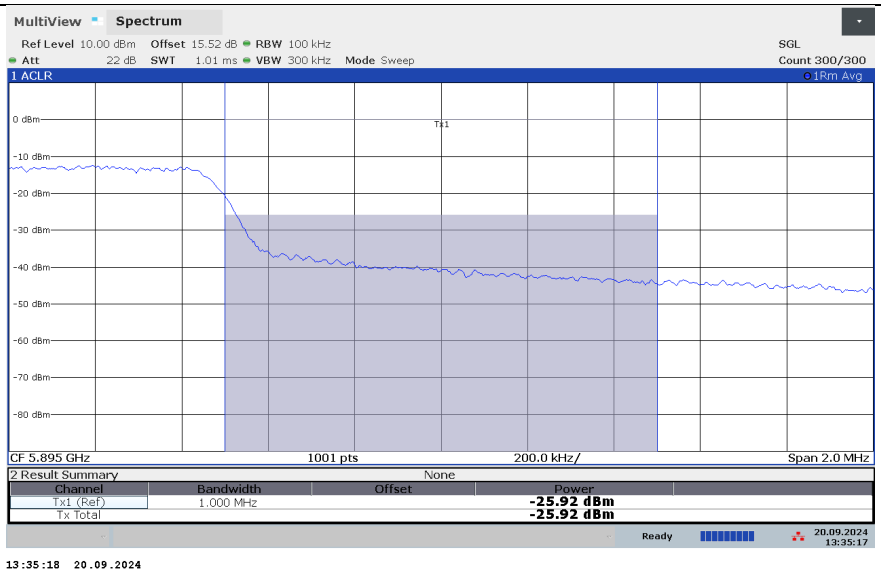

INTEGRATION (C1)

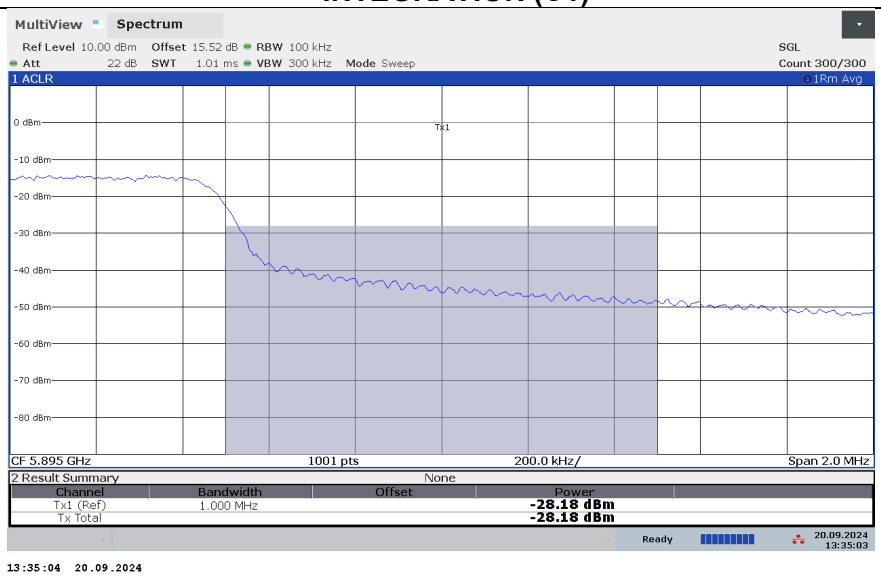

Summed Pk and Av Data at Restricted Band

Frequency (GHz)	PK Reading C1 (dBm)	PK Reading C2 (dBm)	PK EIRP (dBm)	PK EIRP Limit (dBm) (dBuV/m)	Margin (dB)
5.895	-2.37	-4.37	11.42	15.00	-3.58
Frequency (GHz)	**AV Reading C1 (dBm)**	**AV Reading C2 (dBm)**	**AV EIRP (dBm)**	**AV Limit (dBm)**	**Margin (dB)**
5.895	-25.92	-28.18	-12.22	-5.00	-7.22

An array gain of 11.67 dBi was used in the calculation of the summed data.

This report shall not be reproduced except in full, without the written approval of UL LLC

10.1.39. TX ABOVE 1 GHz 802.11BE EHT40 MODE IN THE 5.9 GHz BAND

TX ABOVE 1 GHz 802.11be EHT40 484T MODE IN THE 5.9 GHz BAND

2TX CHAIN 0 + CHAIN 1 MODE (Low Gain) 5875 MHz

SUMMED BANDEDGE DATA (Pk)

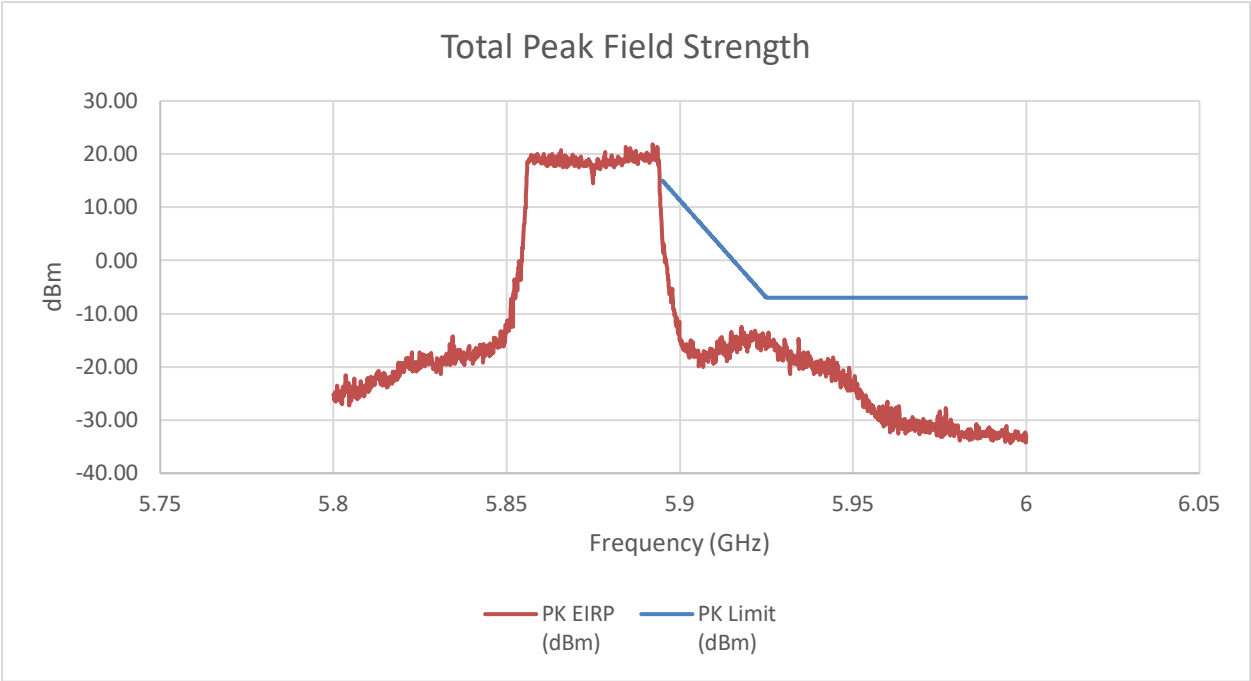

SUMMED BANDEDGE DATA (Av)

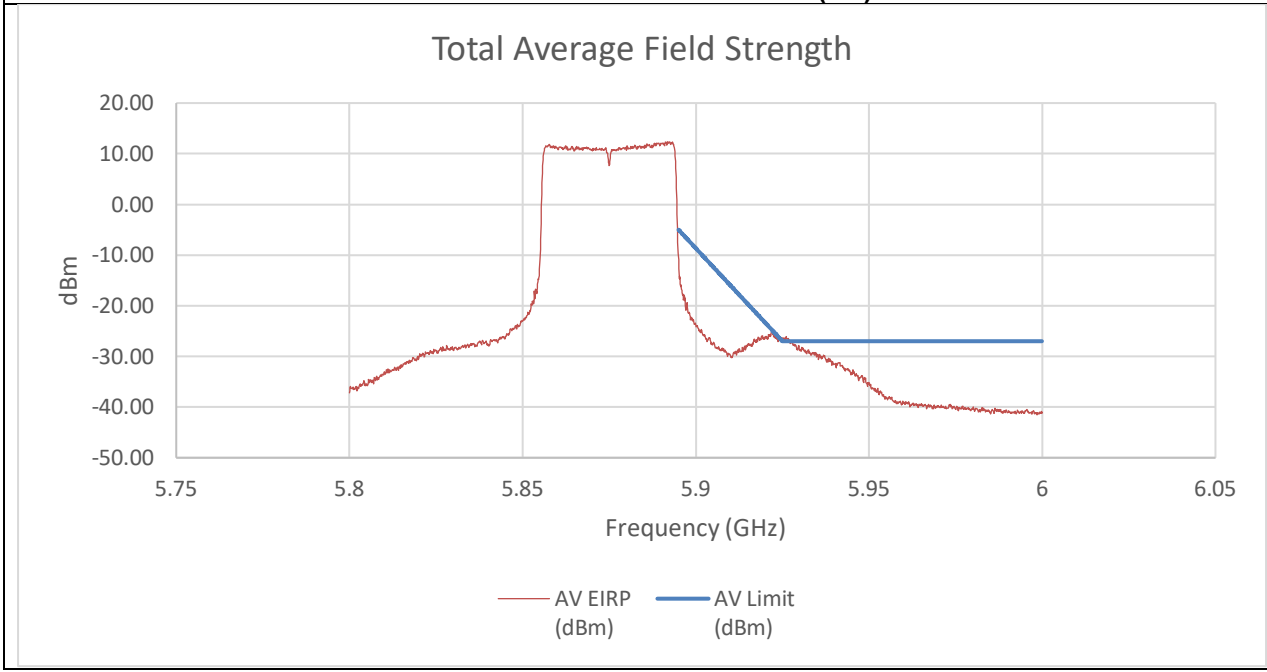

UL LLC
12 Laboratory Drive, Research Triangle Park, NC 27709; USA TEL:(919)549-1400
This report shall not be reproduced except in full, without the written approval of UL LLC

INTEGRATION (C0)

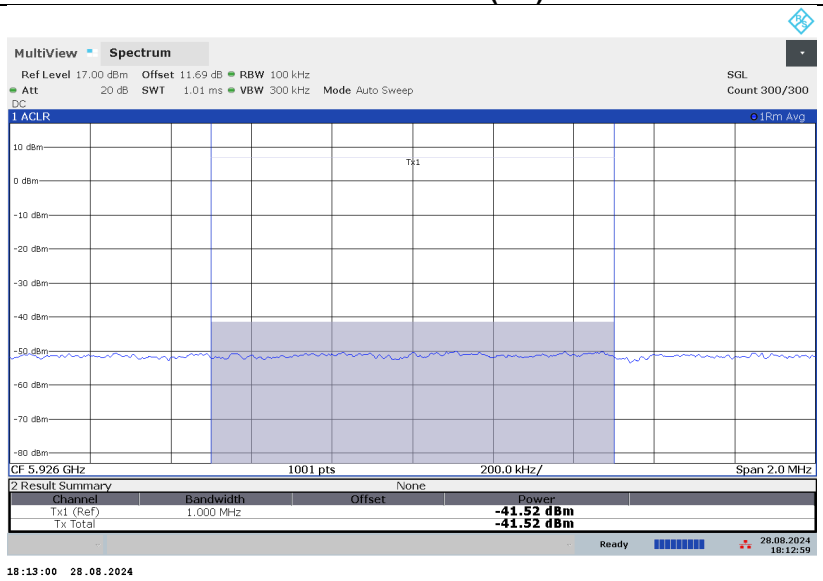

INTEGRATION (C1)

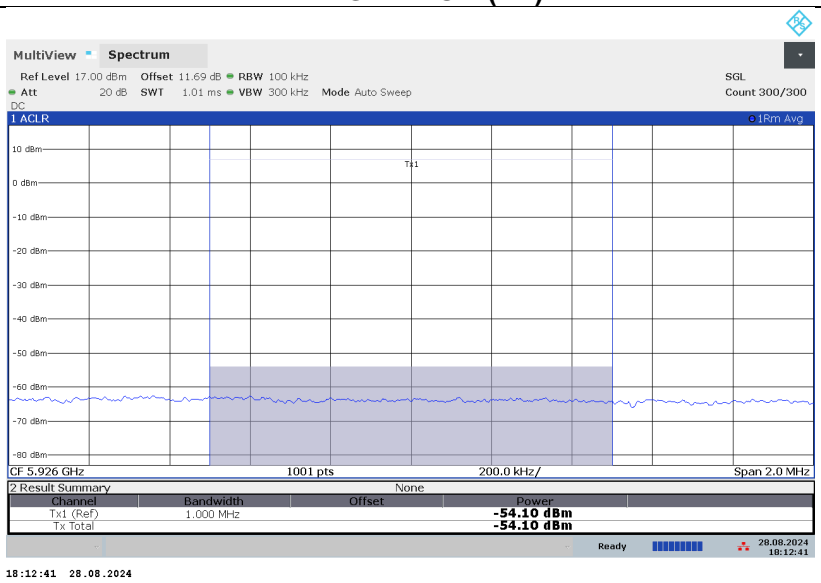

Summed Pk and Av Data at Restricted Band

Frequency (GHz)	PK Reading C1 (dBm)	PK Reading C2 (dBm)	PK EIRP (dBm)	PK EIRP Limit (dBm) (dBuV/m)	Margin (dB)
5.926	-25.27	-24.36	-13.57	-7.00	-6.57
Frequency (GHz)	**AV Reading C1 (dBm)**	**AV Reading C2 (dBm)**	**AV EIRP (dBm)**	**AV Limit (dBm)**	**Margin (dB)**
5.926	-41.52	-54.10	-33.08	-5.00	-28.08

An array gain of 8.21 dBi was used in the calculation of the summed data.

UL LLC
12 Laboratory Drive, Research Triangle Park, NC 27709; USA TEL:(919)549-1400
This report shall not be reproduced except in full, without the written approval of UL LLC

2TX CHAIN 0 + CHAIN 1 MODE (Mid Gain) 5875 MHz

SUMMED BANDEDGE DATA (Pk)

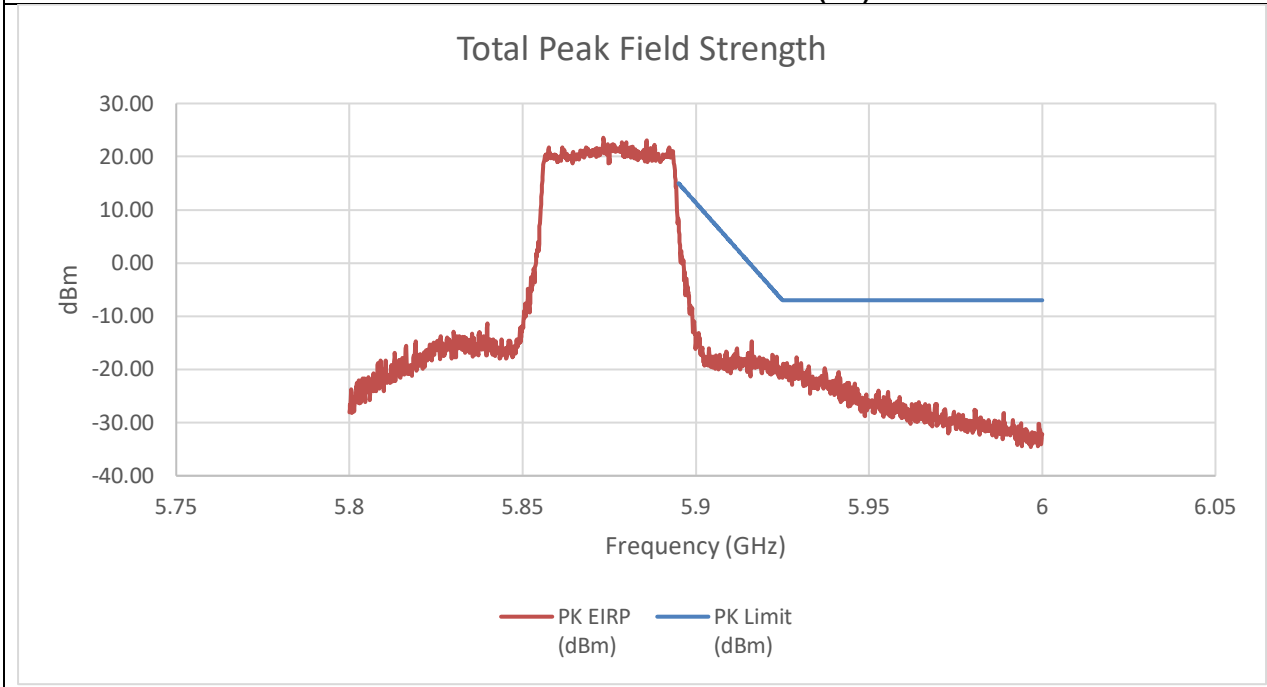

SUMMED BANDEDGE DATA (Av)

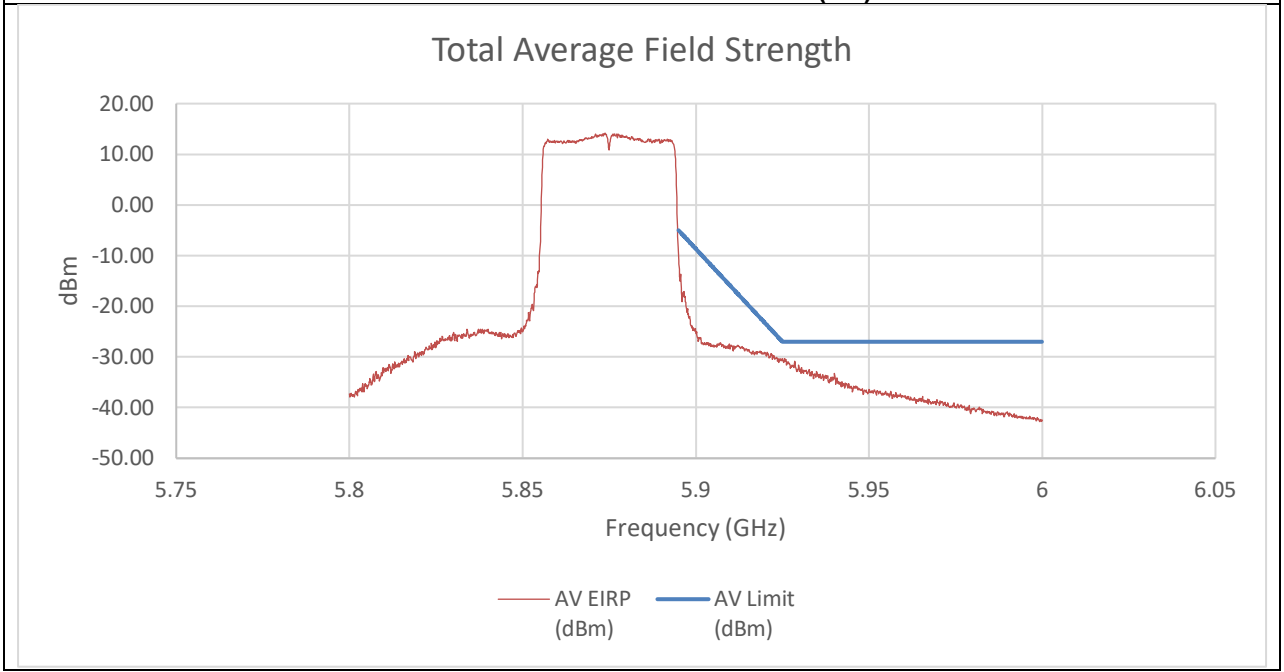

UL LLC
12 Laboratory Drive, Research Triangle Park, NC 27709; USA TEL:(919)549-1400
This report shall not be reproduced except in full, without the written approval of UL LLC

Summed Pk and Av Data at Restricted Band

Frequency (GHz)	PK Reading C1 (dBm)	PK Reading C2 (dBm)	PK EIRP (dBm)	PK EIRP Limit (dBm) (dBuV/m)	Margin (dB)
5.895	-9.20	-3.48	7.86	15.00	-7.14
Frequency (GHz)	**AV Reading C1 (dBm)**	**AV Reading C2 (dBm)**	**AV EIRP (dBm)**	**AV Limit (dBm)**	**Margin (dB)**
5.926	-42.40	-45.46	-30.35	-27.00	-3.35

An array gain of 10.31 dBi was used in the calculation of the summed data.

UL LLC
12 Laboratory Drive, Research Triangle Park, NC 27709; USA TEL:(919)549-1400
This report shall not be reproduced except in full, without the written approval of UL LLC

2TX CHAIN 0 + CHAIN 1 MODE (High Gain) 5875 MHz

PK MEASUREMENT

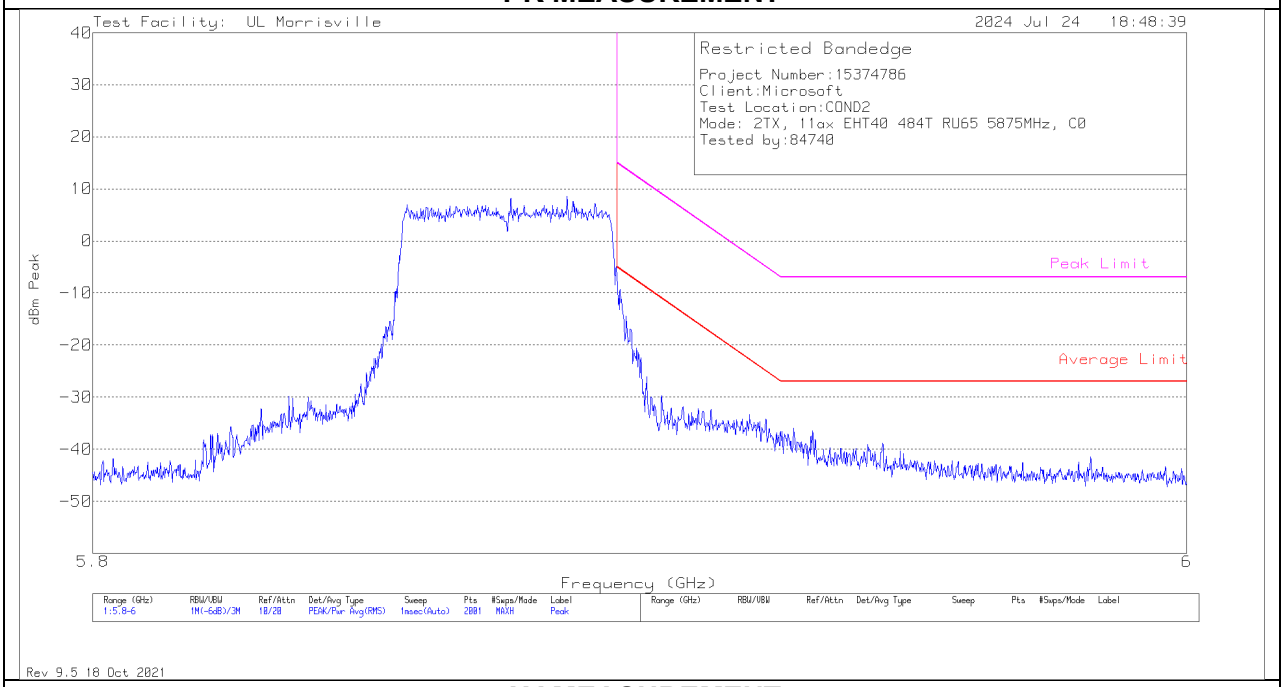

AV MEASUREMENT

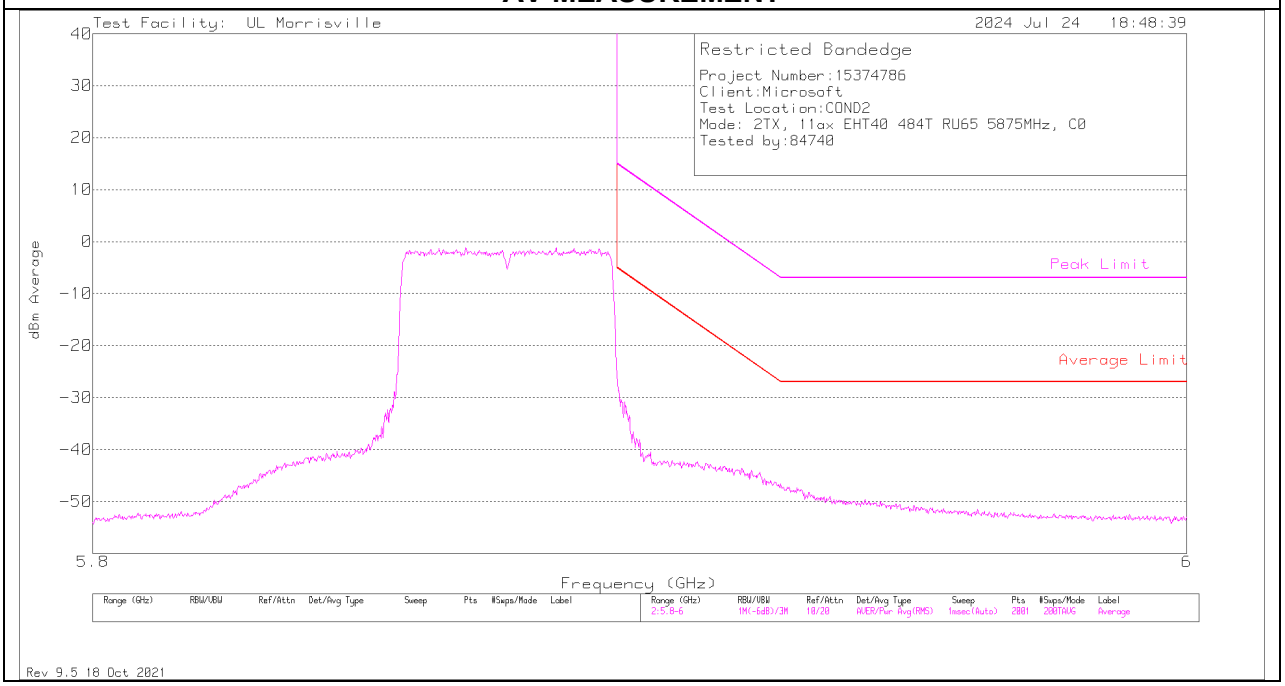

UL LLC
12 Laboratory Drive, Research Triangle Park, NC 27709; USA TEL:(919)549-1400
This report shall not be reproduced except in full, without the written approval of UL LLC

SUMMED BANDEDGE DATA (Pk)

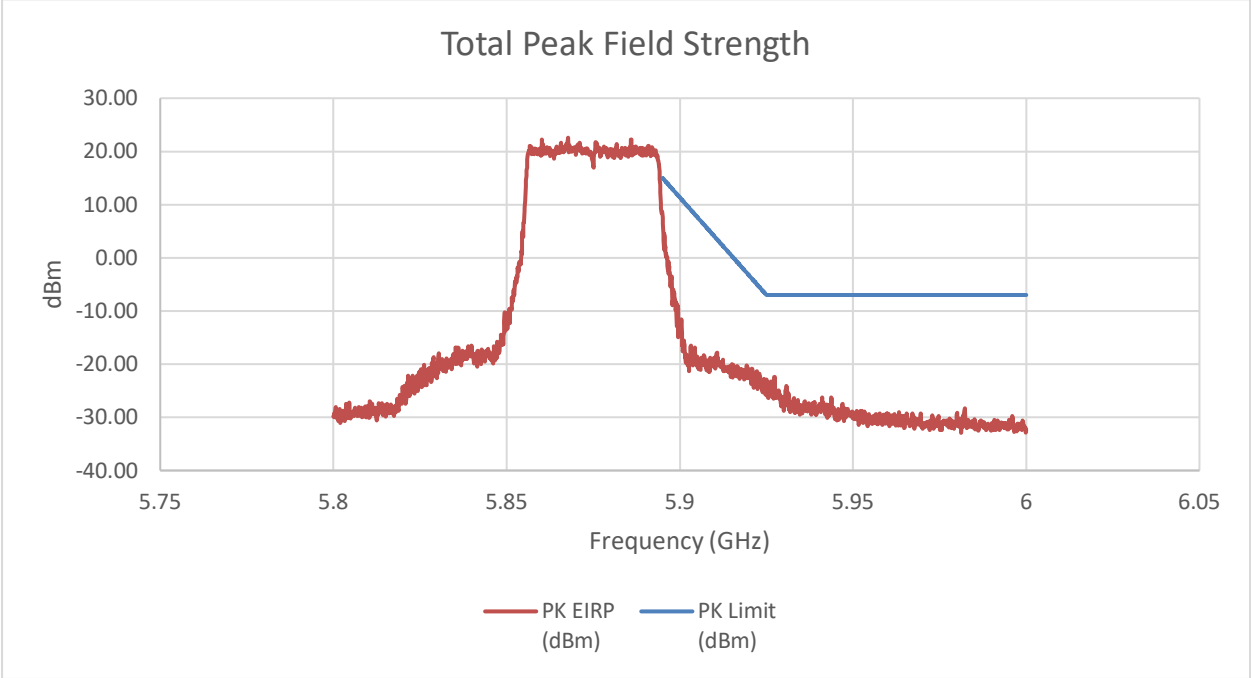

SUMMED BANDEDGE DATA (Av)

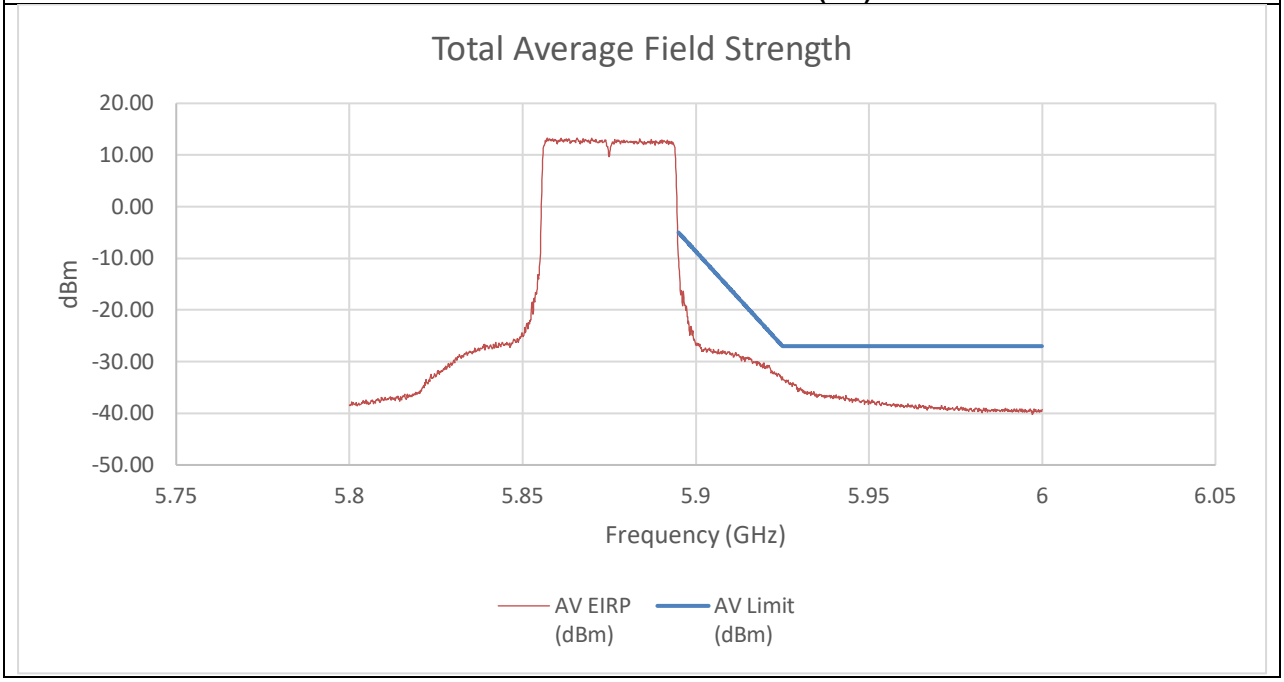

Summed Pk and Av Data at Restricted Band

Frequency (GHz)	PK Reading C1 (dBm)	PK Reading C2 (dBm)	PK EIRP (dBm)	PK EIRP Limit (dBm) (dBuV/m)	Margin (dB)
5.895	-7.07	-7.19	7.55	15.00	-7.45
Frequency (GHz)	**AV Reading C1 (dBm)**	**AV Reading C2 (dBm)**	**AV EIRP (dBm)**	**AV Limit (dBm)**	**Margin (dB)**
5.895	-25.83	-24.85	-10.63	-5.00	-5.63

An array gain of 11.67 dBi was used in the calculation of the summed data.

UL LLC
12 Laboratory Drive, Research Triangle Park, NC 27709; USA TEL:(919)549-1400
This report shall not be reproduced except in full, without the written approval of UL LLC

10.1.40. TX ABOVE 1 GHz 802.11BE EHT80 MODE IN THE 5.9 GHz BAND

TX ABOVE 1 GHz 802.11be EHT80 484T+242T (C) MODE IN THE 5.9 GHz BAND

2TX CHAIN 0 + CHAIN 1 MODE (Low Gain) 5855 MHz

SUMMED BANDEDGE DATA (Pk)

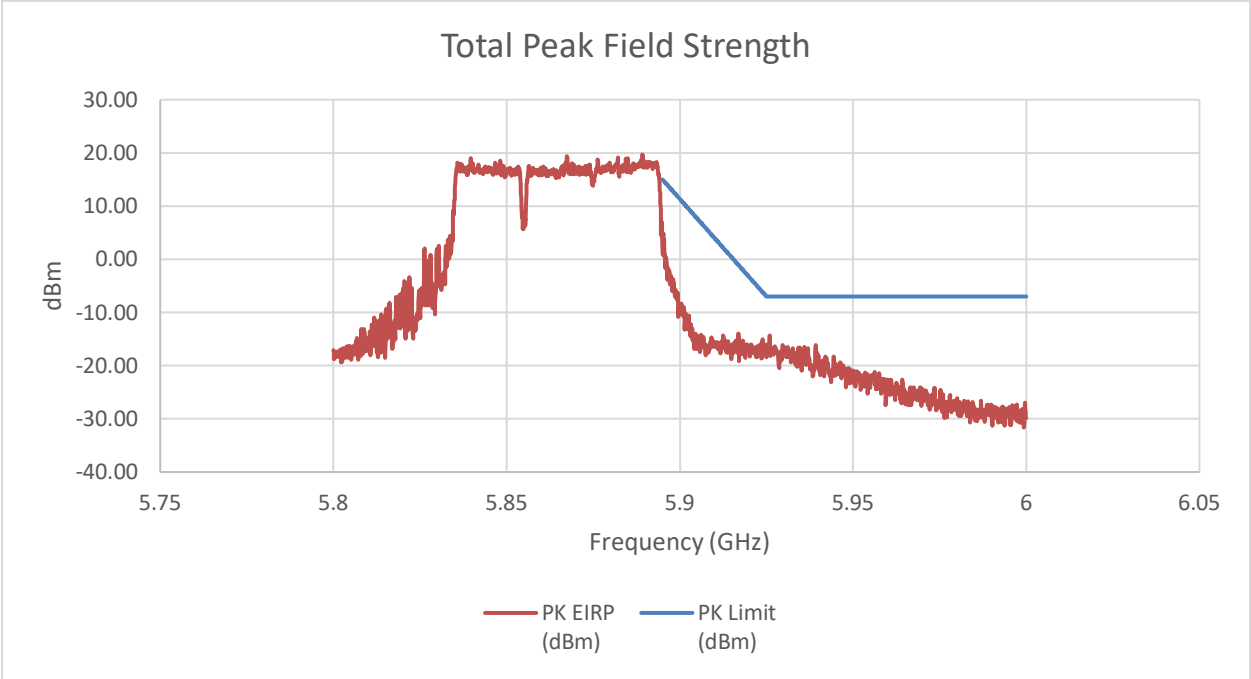

SUMMED BANDEDGE DATA (Av)

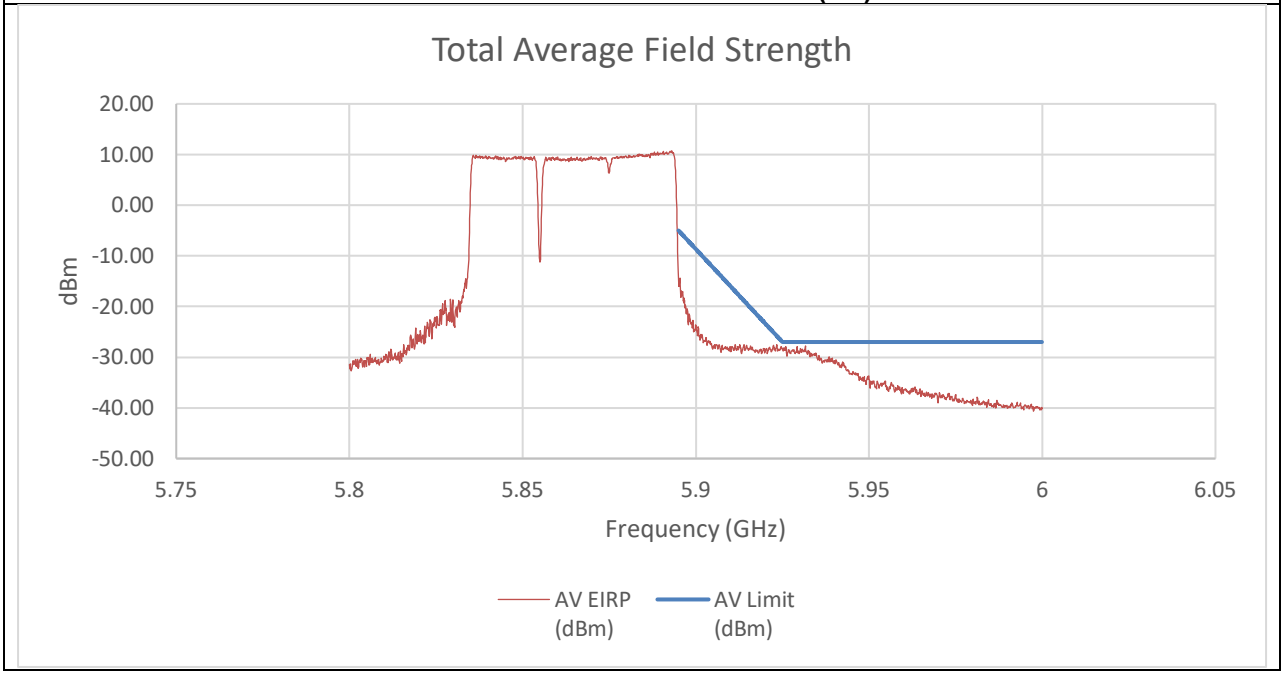

UL LLC
12 Laboratory Drive, Research Triangle Park, NC 27709; USA TEL:(919)549-1400
This report shall not be reproduced except in full, without the written approval of UL LLC

Summed Pk and Av Data at Restricted Band

Frequency (GHz)	PK Reading C1 (dBm)	PK Reading C2 (dBm)	PK EIRP (dBm)	PK EIRP Limit (dBm) (dBuV/m)	Margin (dB)
5.926	-28.37	-23.86	-14.33	-7.00	-7.33
Frequency (GHz)	**AV Reading C1 (dBm)**	**AV Reading C2 (dBm)**	**AV EIRP (dBm)**	**AV Limit (dBm)**	**Margin (dB)**
5.932	-42.16	-37.25	-27.82	-27.00	-0.82

An array gain of 8.21 dBi was used in the calculation of the summed data.

UL LLC
12 Laboratory Drive, Research Triangle Park, NC 27709; USA TEL:(919)549-1400
This report shall not be reproduced except in full, without the written approval of UL LLC

2TX CHAIN 0 + CHAIN 1 MODE (Mid Gain) 5855 MHz

SUMMED BANDEDGE DATA (Pk)

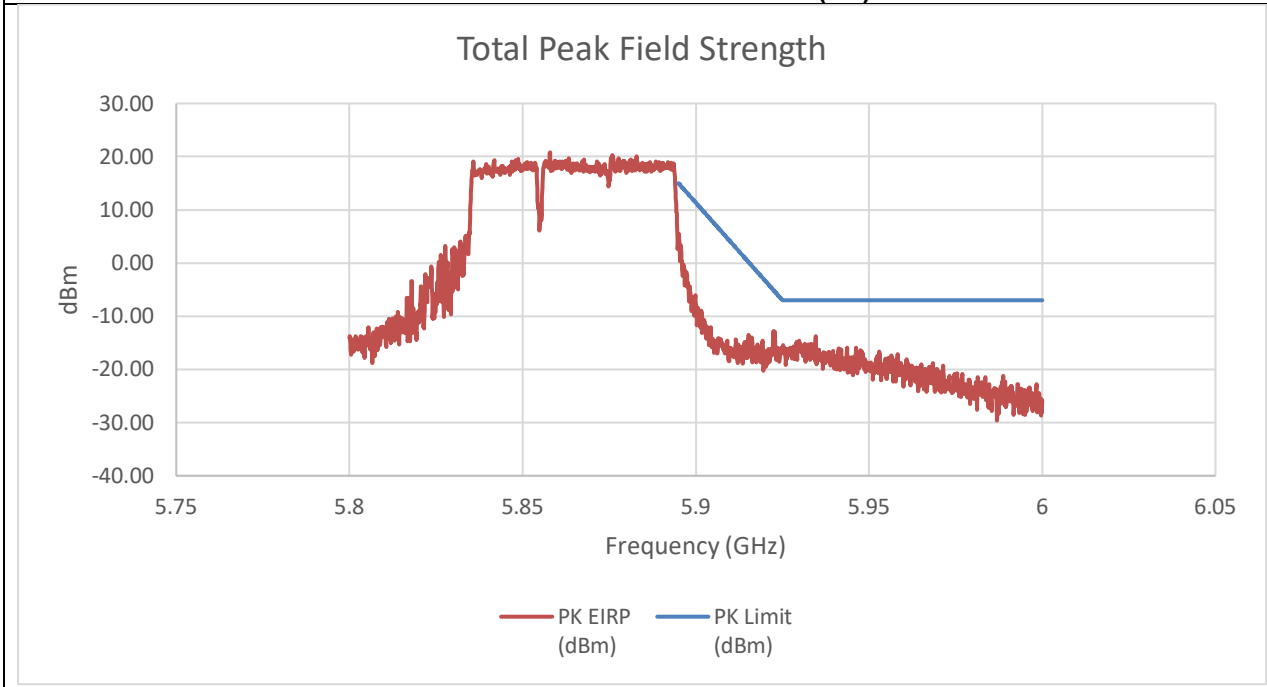

SUMMED BANDEDGE DATA (Av)

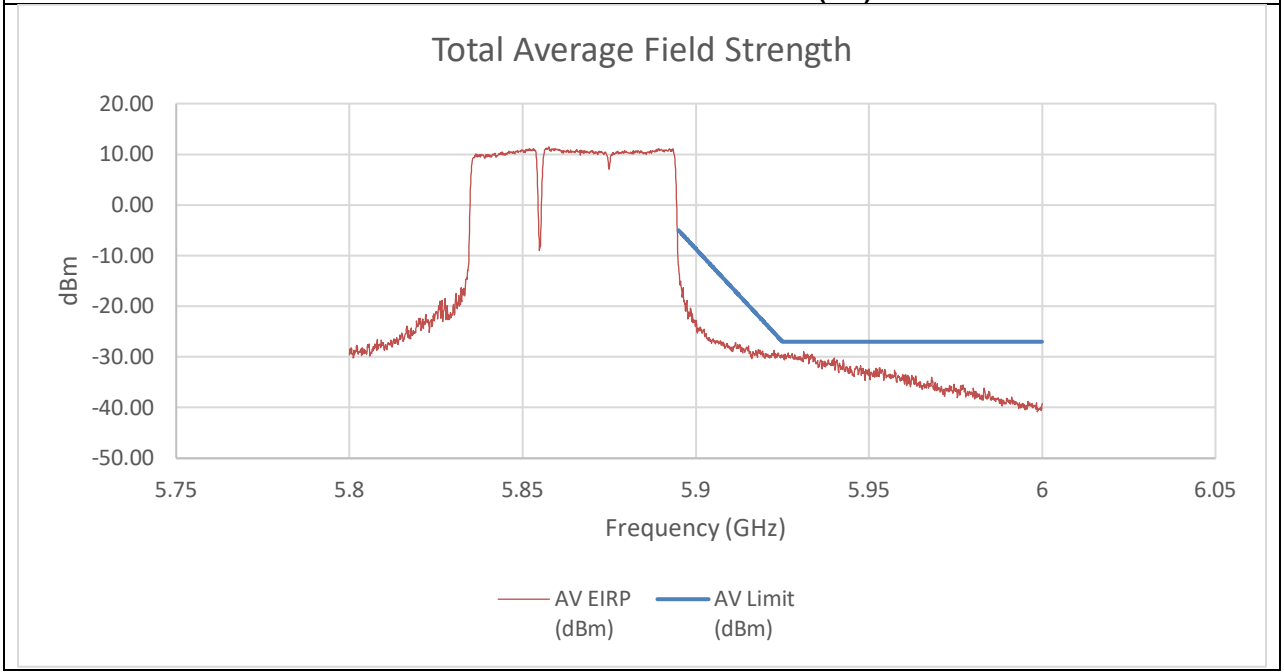

UL LLC
12 Laboratory Drive, Research Triangle Park, NC 27709; USA TEL:(919)549-1400
This report shall not be reproduced except in full, without the written approval of UL LLC

Summed Pk and Av Data at Restricted Band

Frequency (GHz)	PK Reading C1 (dBm)	PK Reading C2 (dBm)	PK EIRP (dBm)	PK EIRP Limit (dBm) (dBuV/m)	Margin (dB)
5.935	-32.62	-24.75	-13.78	-7.00	-6.78
Frequency (GHz)	**AV Reading C1 (dBm)**	**AV Reading C2 (dBm)**	**AV EIRP (dBm)**	**AV Limit (dBm)**	**Margin (dB)**
5.931	-46.59	-40.20	-28.99	-27.00	-1.99

An array gain of 10.31 dBi was used in the calculation of the summed data.

UL LLC
12 Laboratory Drive, Research Triangle Park, NC 27709; USA TEL:(919)549-1400
This report shall not be reproduced except in full, without the written approval of UL LLC

2TX CHAIN 0 + CHAIN 1 MODE (High Gain) 5855 MHz

PK MEASUREMENT

AV MEASUREMENT

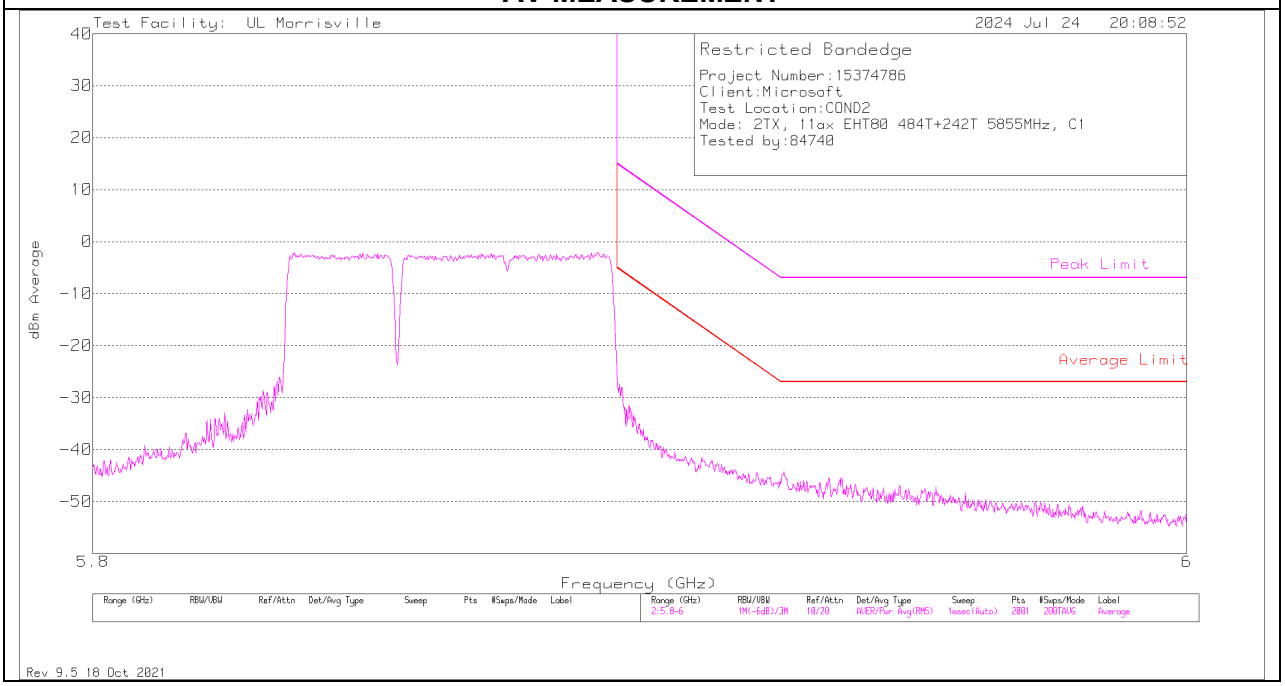

UL LLC
12 Laboratory Drive, Research Triangle Park, NC 27709; USA TEL:(919)549-1400

This report shall not be reproduced except in full, without the written approval of UL LLC

SUMMED BANDEDGE DATA (Pk)

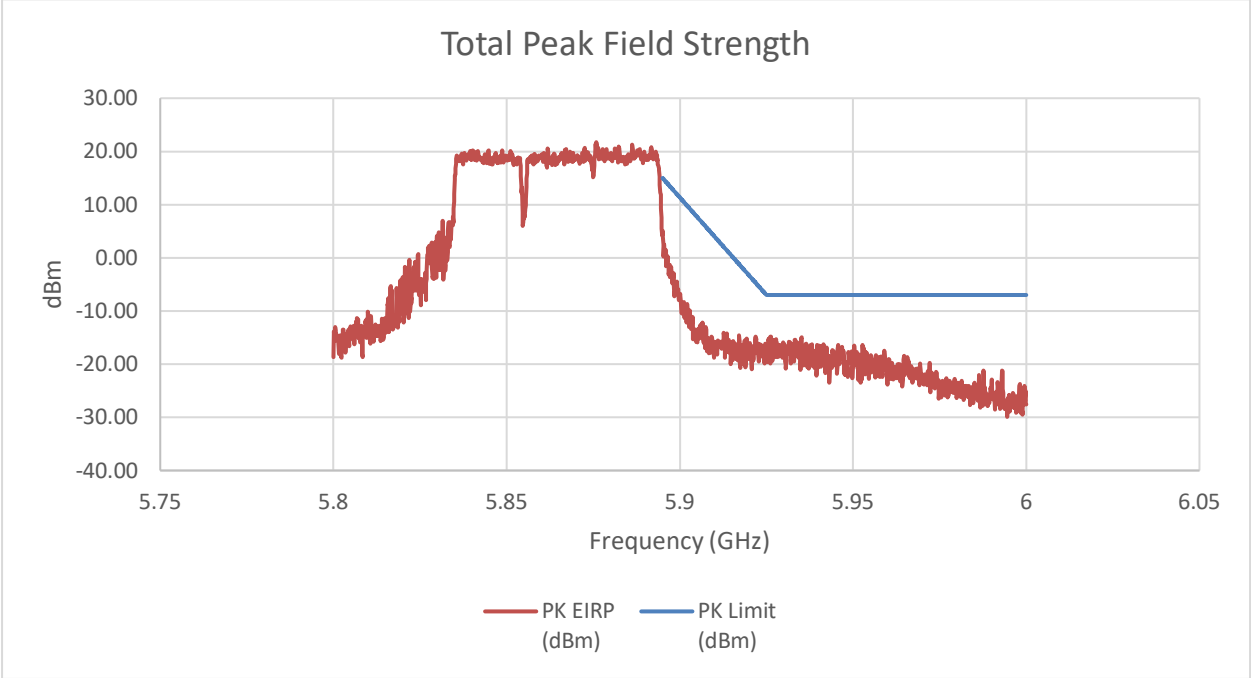

SUMMED BANDEDGE DATA (Av)

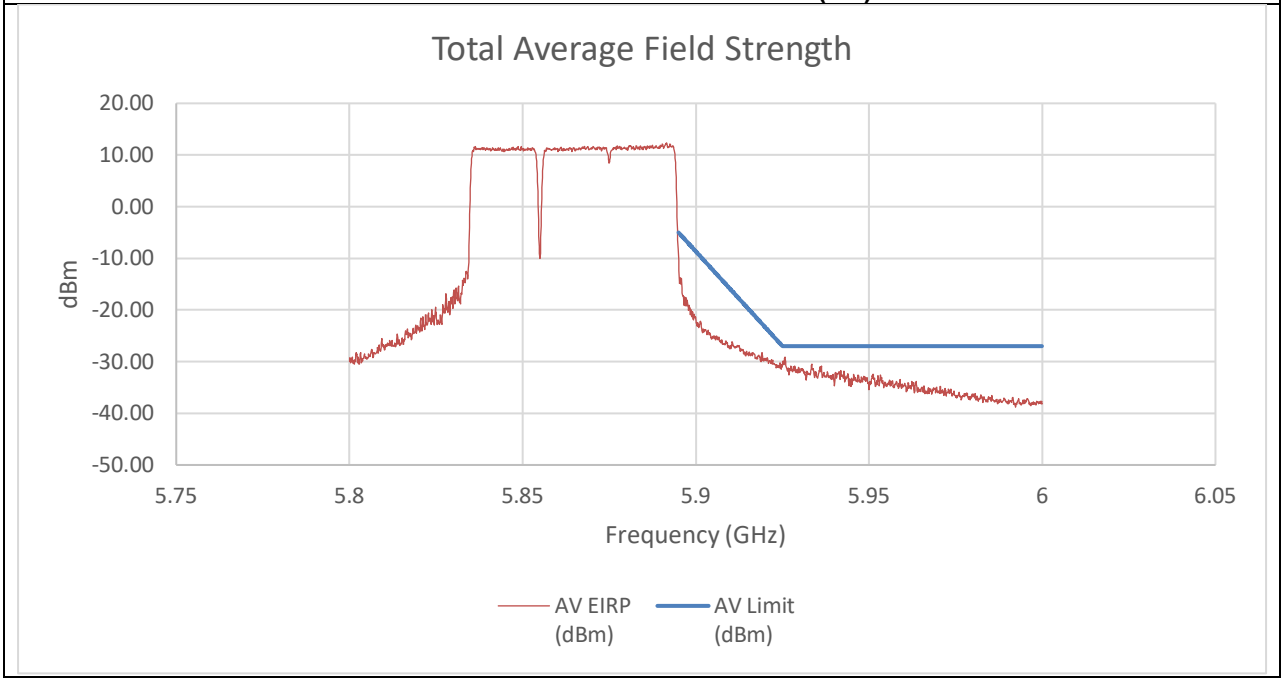

Summed Pk and Av Data at Restricted Band

Frequency (GHz)	PK Reading C1 (dBm)	PK Reading C2 (dBm)	PK EIRP (dBm)	PK EIRP Limit (dBm) (dBuV/m)	Margin (dB)
5.926	-27.22	-34.69	-14.83	-7.00	-7.83
Frequency (GHz)	**AV Reading C1 (dBm)**	**AV Reading C2 (dBm)**	**AV EIRP (dBm)**	**AV Limit (dBm)**	**Margin (dB)**
5.926	-42.91	-44.91	-29.12	-27.00	-2.12

An array gain of 11.67 dBi was used in the calculation of the summed data.

UL LLC
12 Laboratory Drive, Research Triangle Park, NC 27709; USA TEL:(919)549-1400
This report shall not be reproduced except in full, without the written approval of UL LLC

TX ABOVE 1 GHz 802.11be EHT80 242T+484T (N) MODE IN THE 5.9 GHz BAND

2TX CHAIN 0 + CHAIN 1 MODE (Low Gain) 5855 MHz

SUMMED BANDEDGE DATA (Pk)

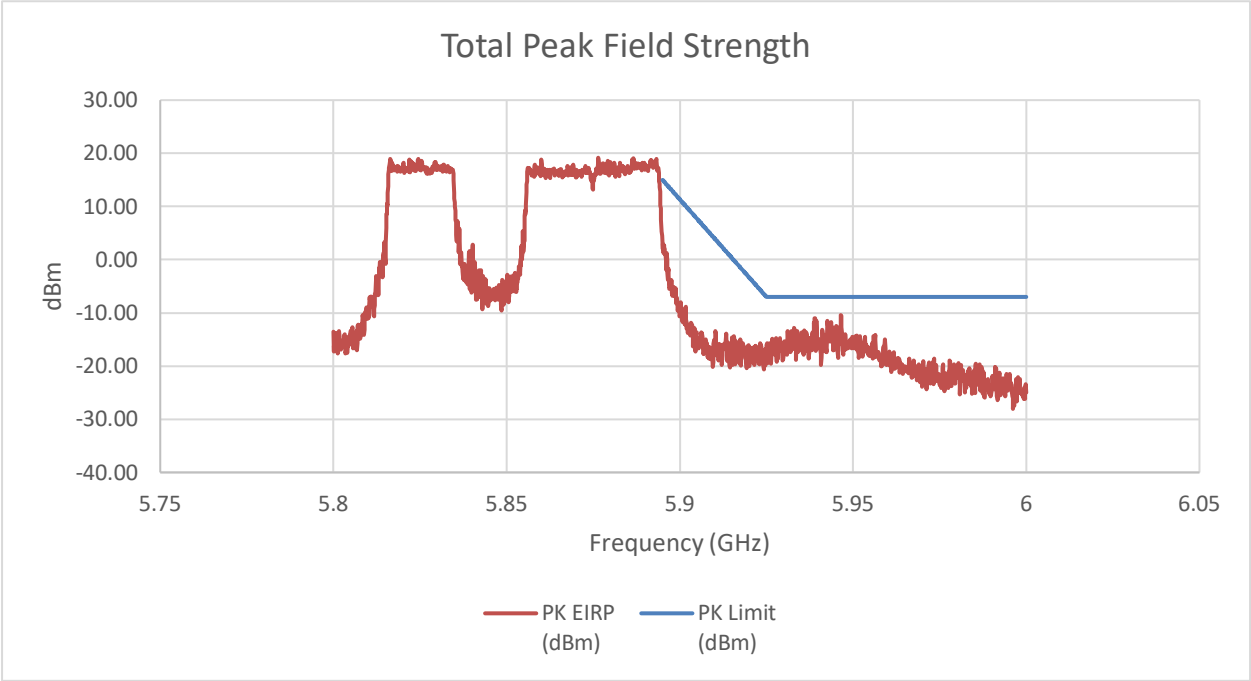

SUMMED BANDEDGE DATA (Av)

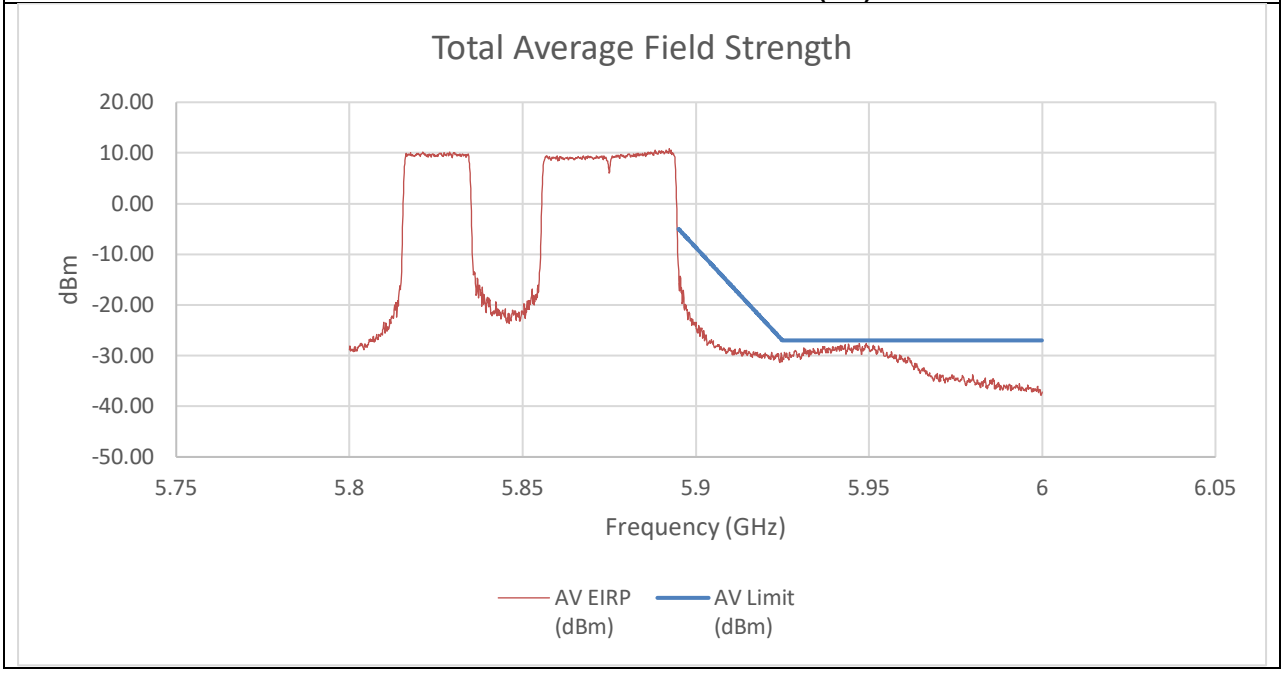

UL LLC
12 Laboratory Drive, Research Triangle Park, NC 27709; USA TEL:(919)549-1400

This report shall not be reproduced except in full, without the written approval of UL LLC

Summed Pk and Av Data at Restricted Band

Frequency (GHz)	PK Reading C1 (dBm)	PK Reading C2 (dBm)	PK EIRP (dBm)	PK EIRP Limit (dBm) (dBuV/m)	Margin (dB)
5.947	-29.23	-18.98	-10.38	-7.00	-3.38
Frequency (GHz)	**AV Reading C1 (dBm)**	**AV Reading C2 (dBm)**	**AV EIRP (dBm)**	**AV Limit (dBm)**	**Margin (dB)**
5.947	-42.21	-37.00	-27.65	-27.00	-0.65

An array gain of 8.21 dBi was used in the calculation of the summed data.

UL LLC
12 Laboratory Drive, Research Triangle Park, NC 27709; USA TEL:(919)549-1400
This report shall not be reproduced except in full, without the written approval of UL LLC

2TX CHAIN 0 + CHAIN 1 MODE (Mid Gain) 5855 MHz

SUMMED BANDEDGE DATA (Pk)

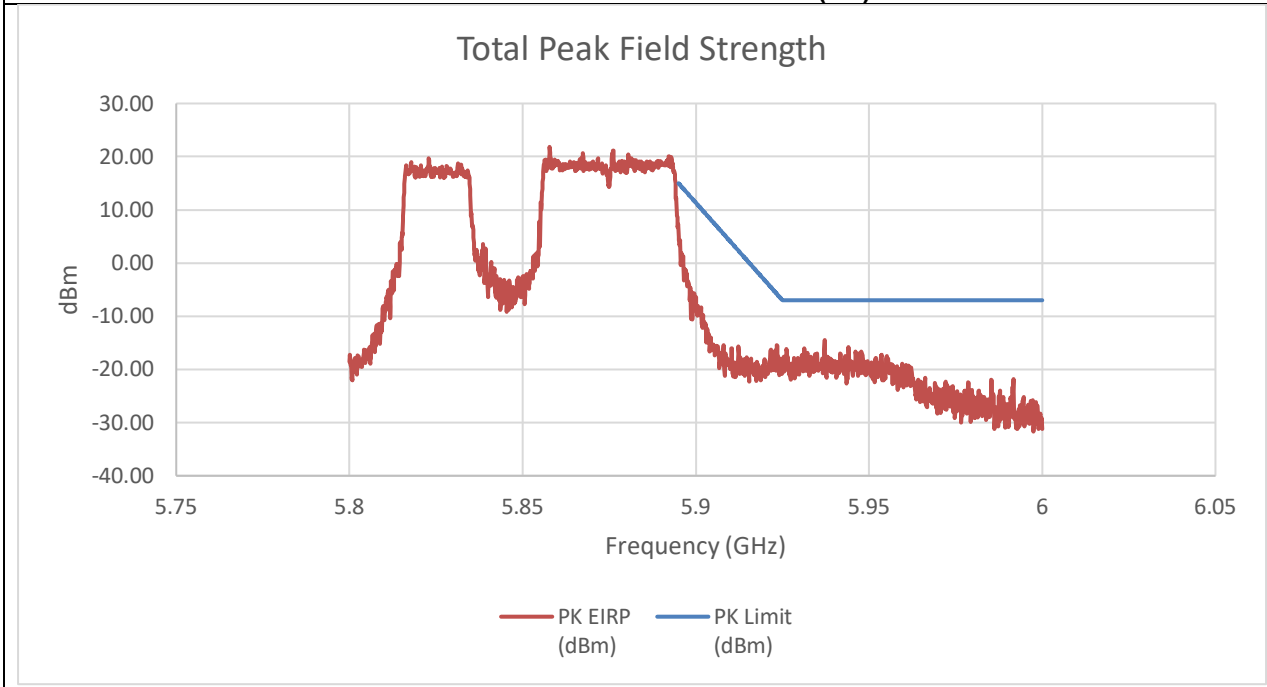

SUMMED BANDEDGE DATA (Av)

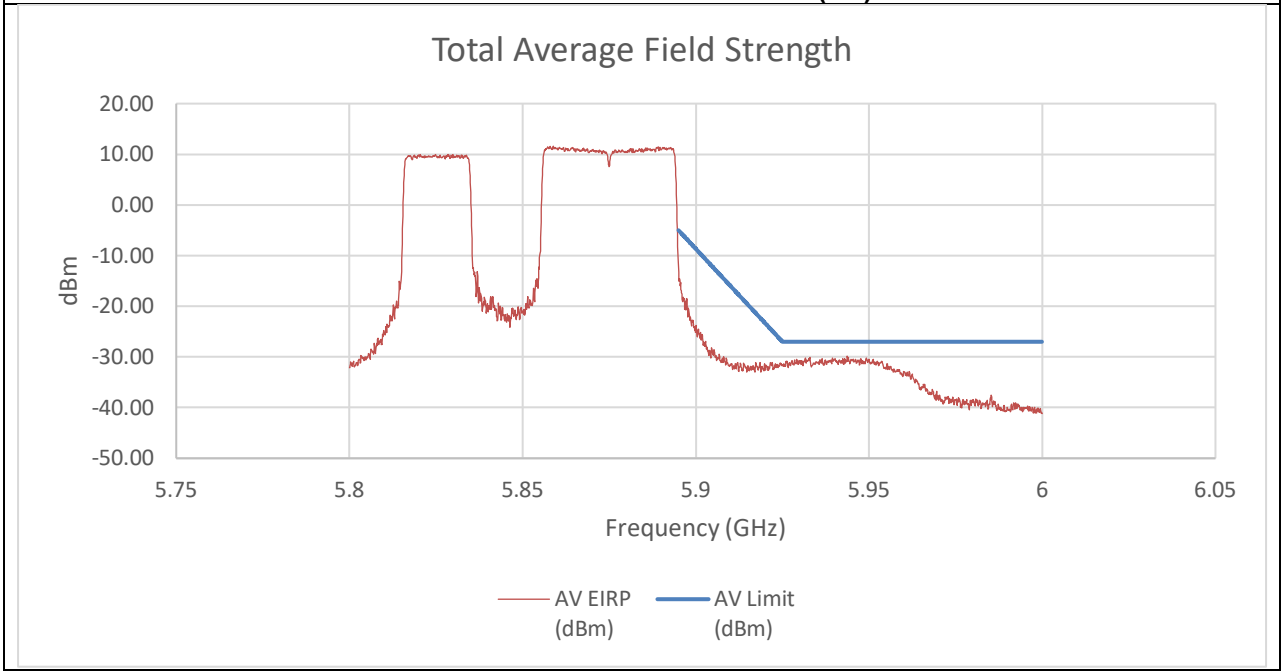

UL LLC
12 Laboratory Drive, Research Triangle Park, NC 27709; USA TEL:(919)549-1400
This report shall not be reproduced except in full, without the written approval of UL LLC

Summed Pk and Av Data at Restricted Band

Frequency (GHz)	PK Reading C1 (dBm)	PK Reading C2 (dBm)	PK EIRP (dBm)	PK EIRP Limit (dBm) (dBuV/m)	Margin (dB)
5.937	-28.39	-27.35	-14.52	-7.00	-7.52
Frequency (GHz)	**AV Reading C1 (dBm)**	**AV Reading C2 (dBm)**	**AV EIRP (dBm)**	**AV Limit (dBm)**	**Margin (dB)**
5.944	-43.78	-42.56	-29.81	-27.00	-2.81

An array gain of 10.31 dBi was used in the calculation of the summed data.

UL LLC
12 Laboratory Drive, Research Triangle Park, NC 27709; USA TEL:(919)549-1400
This report shall not be reproduced except in full, without the written approval of UL LLC

2TX CHAIN 0 + CHAIN 1 MODE (High Gain) 5855 MHz

PK MEASUREMENT

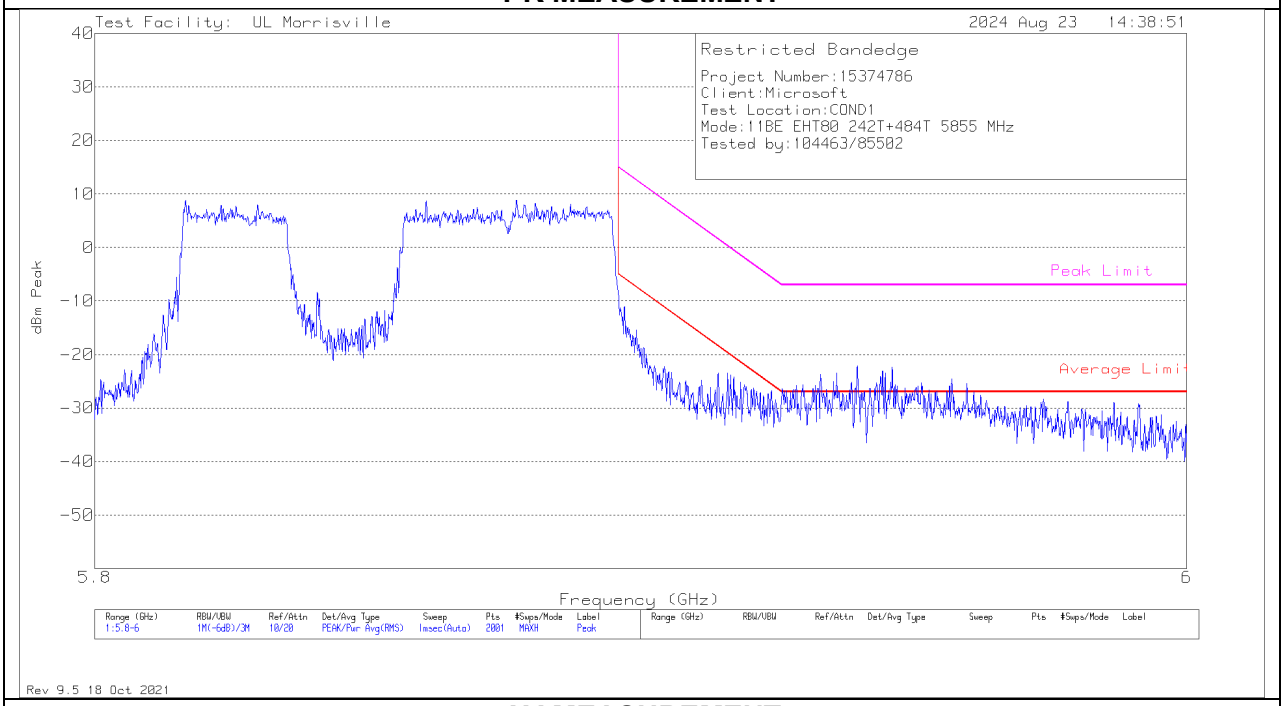

AV MEASUREMENT

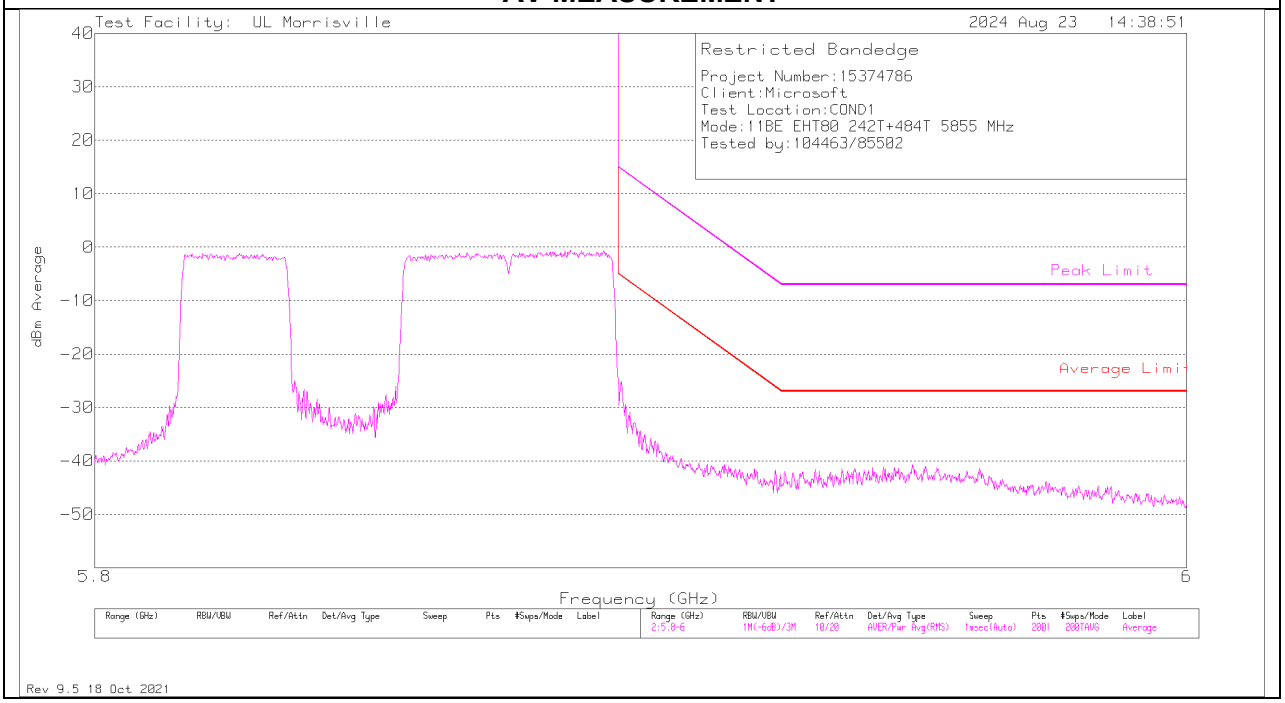

UL LLC
12 Laboratory Drive, Research Triangle Park, NC 27709; USA TEL:(919)549-1400
This report shall not be reproduced except in full, without the written approval of UL LLC

SUMMED BANDEDGE DATA (Pk)

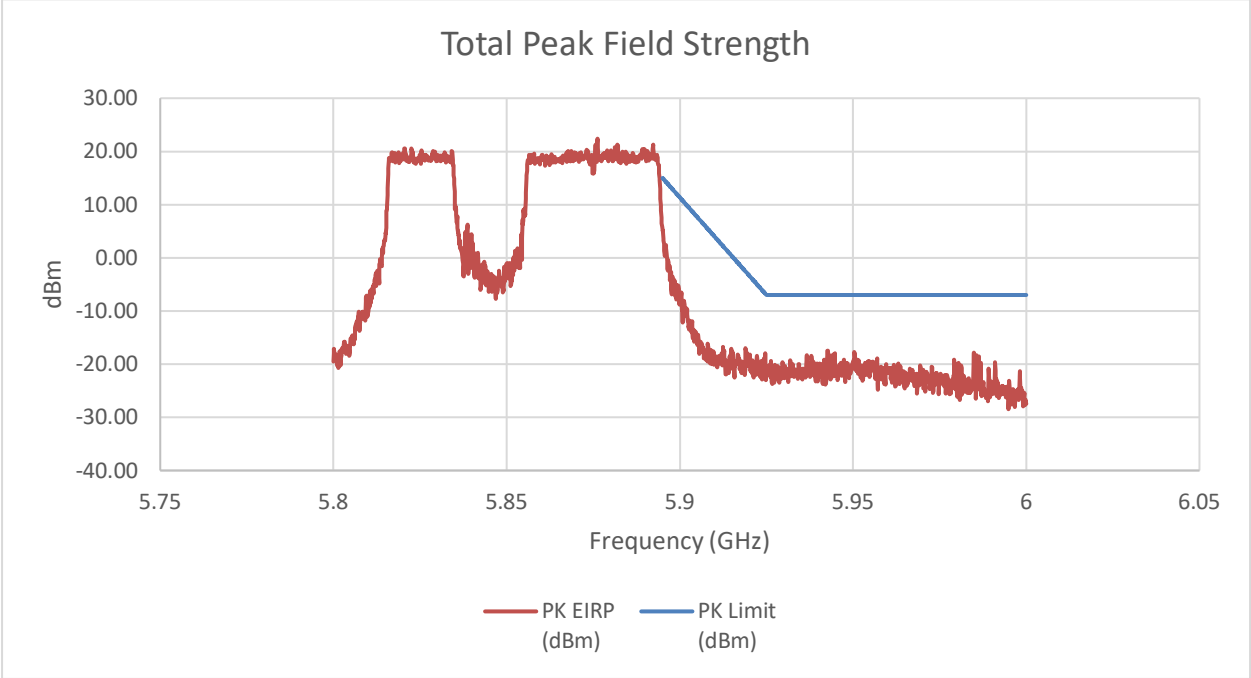

SUMMED BANDEDGE DATA (Av)

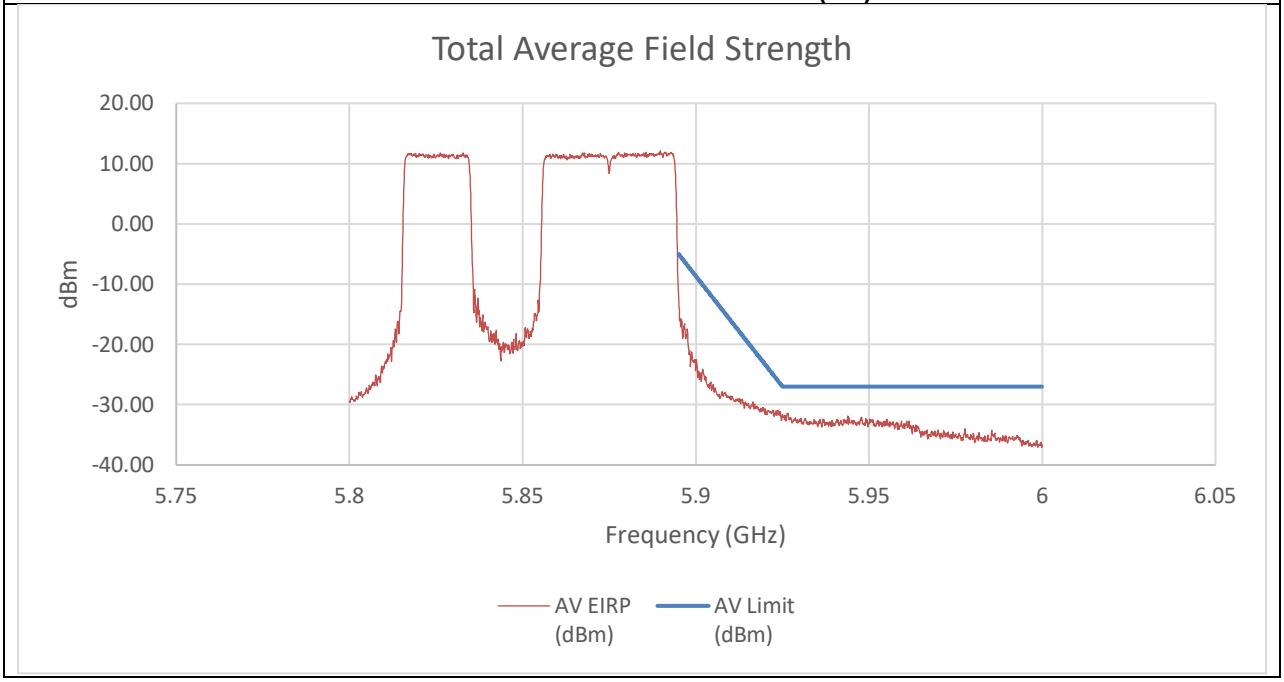

Summed Pk and Av Data at Restricted Band

Frequency (GHz)	PK Reading C1 (dBm)	PK Reading C2 (dBm)	PK EIRP (dBm)	PK EIRP Limit (dBm) (dBuV/m)	Margin (dB)
5.895	-10.16	-9.04	5.12	14.93	-9.81
Frequency (GHz)	**AV Reading C1 (dBm)**	**AV Reading C2 (dBm)**	**AV EIRP (dBm)**	**AV Limit (dBm)**	**Margin (dB)**
5.926	-44.57	-48.41	-31.40	-27.00	-4.40

An array gain of 11.67 dBi was used in the calculation of the summed data.

UL LLC
12 Laboratory Drive, Research Triangle Park, NC 27709; USA TEL:(919)549-1400
This report shall not be reproduced except in full, without the written approval of UL LLC

HARMONICS AND SPURIOUS EMISSIONS

MID CHANNEL RESULTS

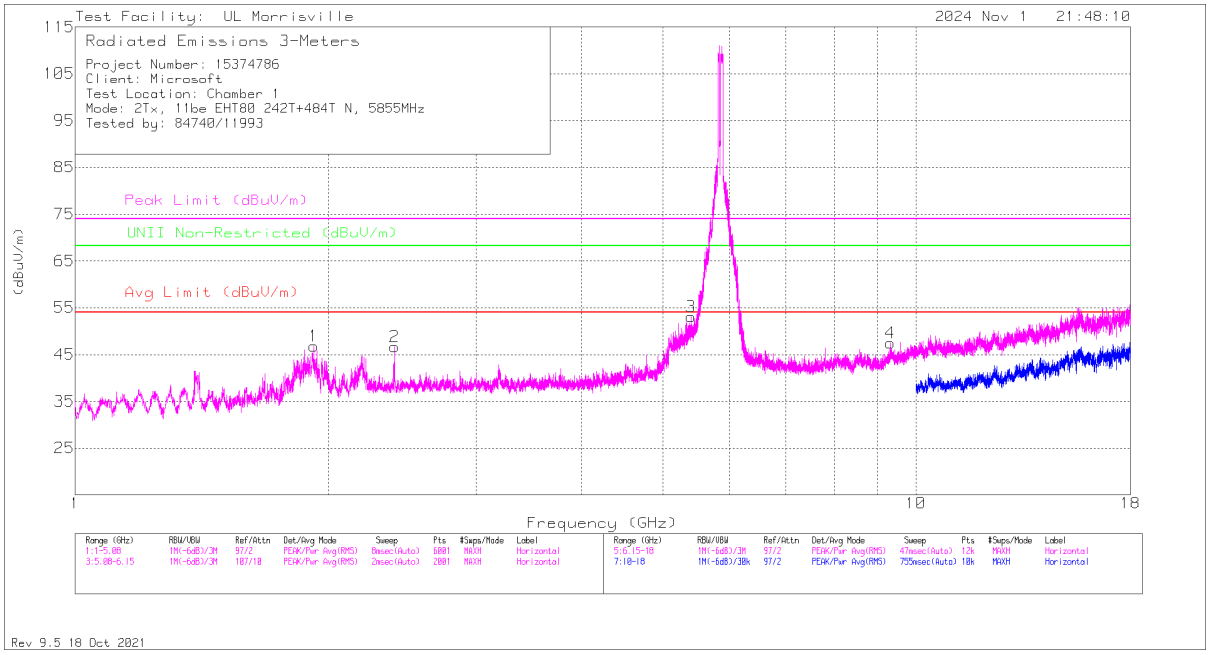

HORIZONTAL

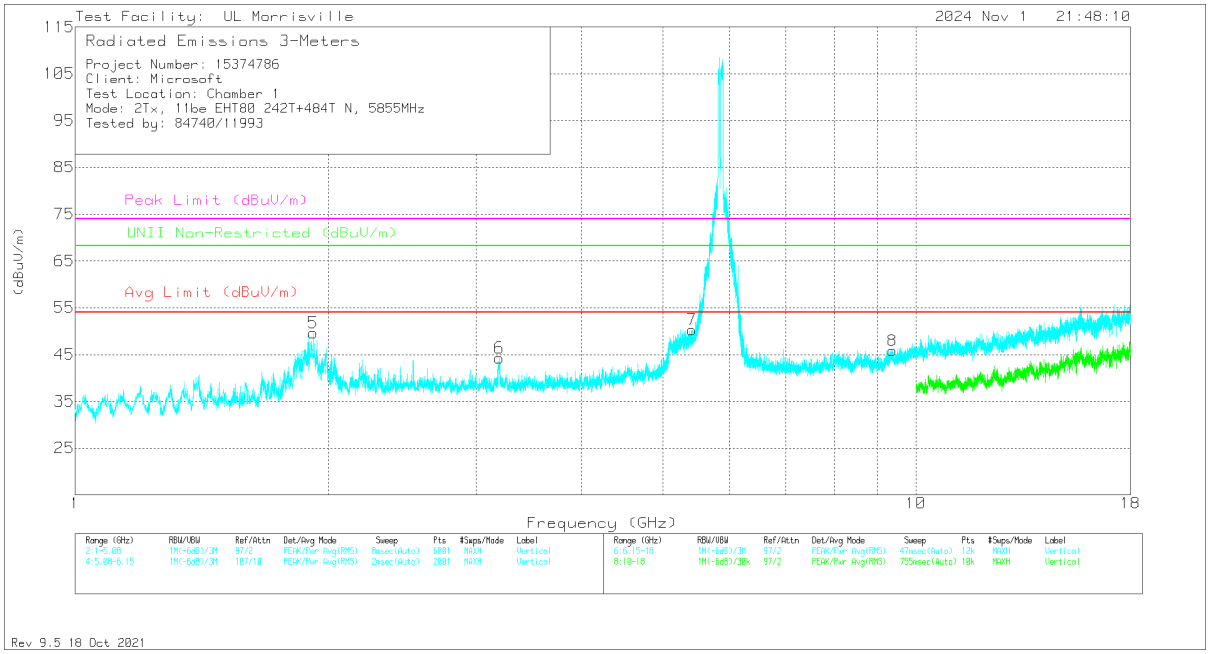

VERTICAL

UL LLC
12 Laboratory Drive, Research Triangle Park, NC 27709; USA TEL:(919)549-1400

This report shall not be reproduced except in full, without the written approval of UL LLC

RADIATED EMISSIONS

Marker	Frequency (GHz)	Meter Reading (dBuV)	Det	135143 (dB/m)	Gain/Loss (dB)	Corrected Reading (dBuV/m)	Avg Limit (dBuV/m)	Margin (dB)	Peak Limit (dBuV/m)	PK Margin (dB)	UNII Non-Restricted (dBuV/m)	PK Margin (dB)	Azimuth (Degs)	Height (cm)	Polarity
1	** 1.92208	63.42	Pk	31.4	-48	46.82	54	-7.18	74	-27.18	-	-	0-360	101	H
5	** 1.92134	72.09	PK-U	31.4	-48	55.49	-	-	74	-18.51	68.2	-12.71	7	171	V
	** 1.92056	50.42	ADR	31.4	-48	33.82	54	-20.18	-	-	-	-	7	171	V
3	* ** 5.40476	44.94	PK-U	34.3	-23.1	56.14	-	-	74	-17.86	68.2	-12.06	210	119	H
	* ** 5.40381	31.88	ADR	34.3	-23.2	42.98	54	-11.02	-	-	-	-	210	119	H
7	* ** 5.41852	41.2	PK-U	34.3	-22.8	52.7	-	-	74	-21.3	68.2	-15.5	205	229	V
	* ** 5.41602	29.22	ADR	34.3	-22.8	40.72	54	-13.28	-	-	-	-	205	229	V
4	* ** 9.31889	51.48	Pk	36.2	-40.2	47.48	54	-6.52	74	-26.52	-	-	0-360	101	H
8	* ** 9.38209	49.82	Pk	36.2	-40.2	45.82	54	-8.18	74	-28.18	-	-	0-360	200	V
2	2.39944	62.58	Pk	32	-47.9	46.68	-	-	-	-	68.2	-21.52	0-360	199	H
6	3.19368	56.41	Pk	32.6	-44.7	44.31	-	-	-	-	68.2	-23.89	0-360	101	V

* - indicates frequency in CFR47 Pt 15 / IC RSS-Restricted Band
** - indicates frequency in Taiwan NCC LP0002 Restricted Band
Pk - Peak detector
PK-U - Maximum Peak
ADR - RMS average

UL LLC
12 Laboratory Drive, Research Triangle Park, NC 27709; USA TEL:(919)549-1400
This report shall not be reproduced except in full, without the written approval of UL LLC

TX ABOVE 1 GHz 802.11be EHT80 484T+242T (N) MODE IN THE 5.9 GHz BAND

2TX CHAIN 0 + CHAIN 1 MODE (Low Gain) 5855 MHz

SUMMED BANDEDGE DATA (Pk)

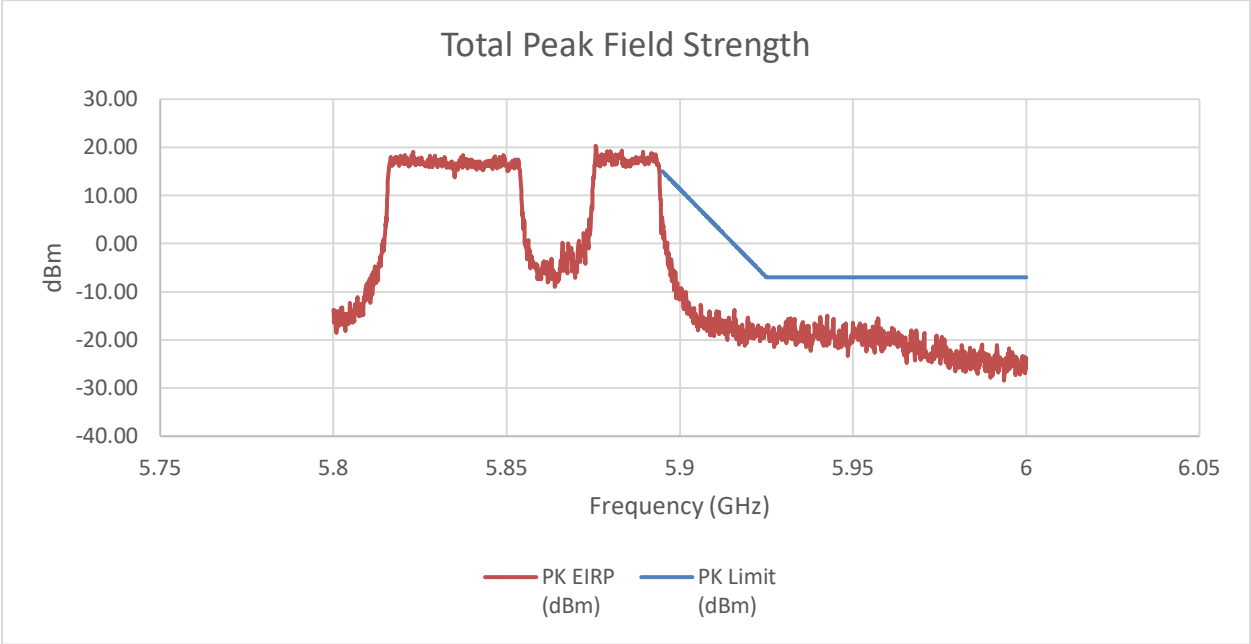

SUMMED BANDEDGE DATA (Av)

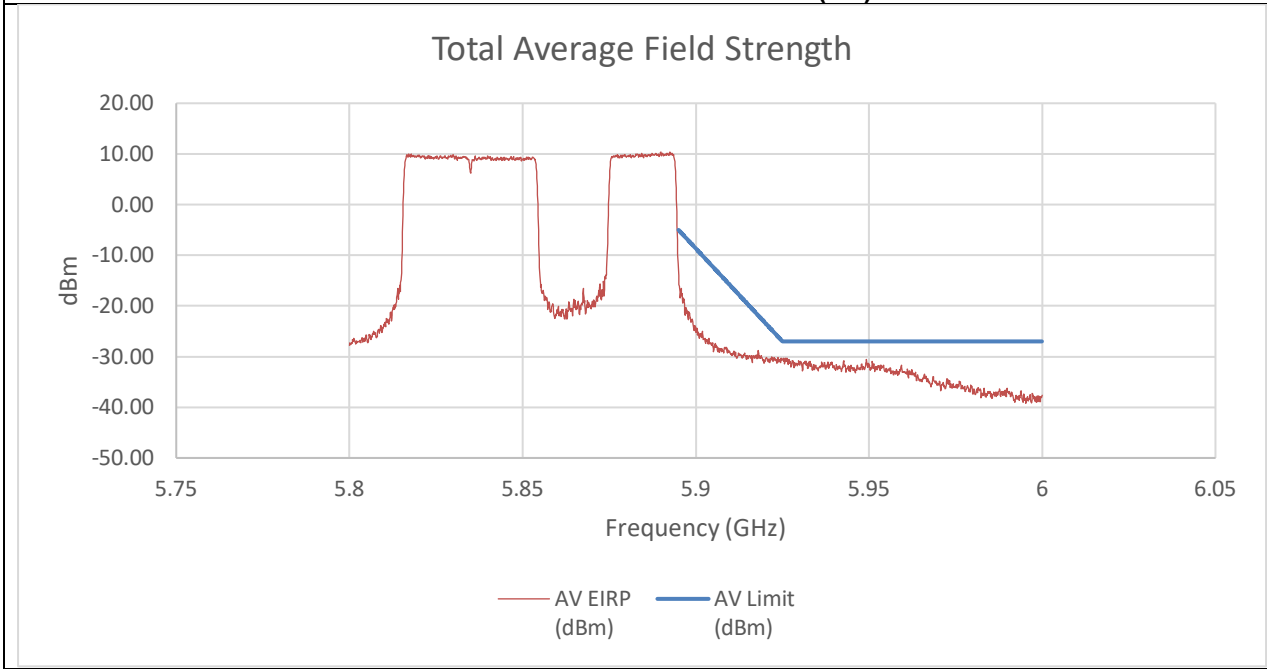

UL LLC
12 Laboratory Drive, Research Triangle Park, NC 27709; USA TEL:(919)549-1400
This report shall not be reproduced except in full, without the written approval of UL LLC

Summed Pk and Av Data at Restricted Band

Frequency (GHz)	PK Reading C1 (dBm)	PK Reading C2 (dBm)	PK EIRP (dBm)	PK EIRP Limit (dBm) (dBuV/m)	Margin (dB)
5.943	-25.84	-26.69	-15.02	-7.00	-8.02
Frequency (GHz)	**AV Reading C1 (dBm)**	**AV Reading C2 (dBm)**	**AV EIRP (dBm)**	**AV Limit (dBm)**	**Margin (dB)**
5.926	-40.54	-42.79	-30.30	-27.00	-3.30

An array gain of 8.21 dBi was used in the calculation of the summed data.

UL LLC
12 Laboratory Drive, Research Triangle Park, NC 27709; USA TEL:(919)549-1400
This report shall not be reproduced except in full, without the written approval of UL LLC

2TX CHAIN 0 + CHAIN 1 MODE (Mid Gain) 5855 MHz

SUMMED BANDEDGE DATA (Pk)

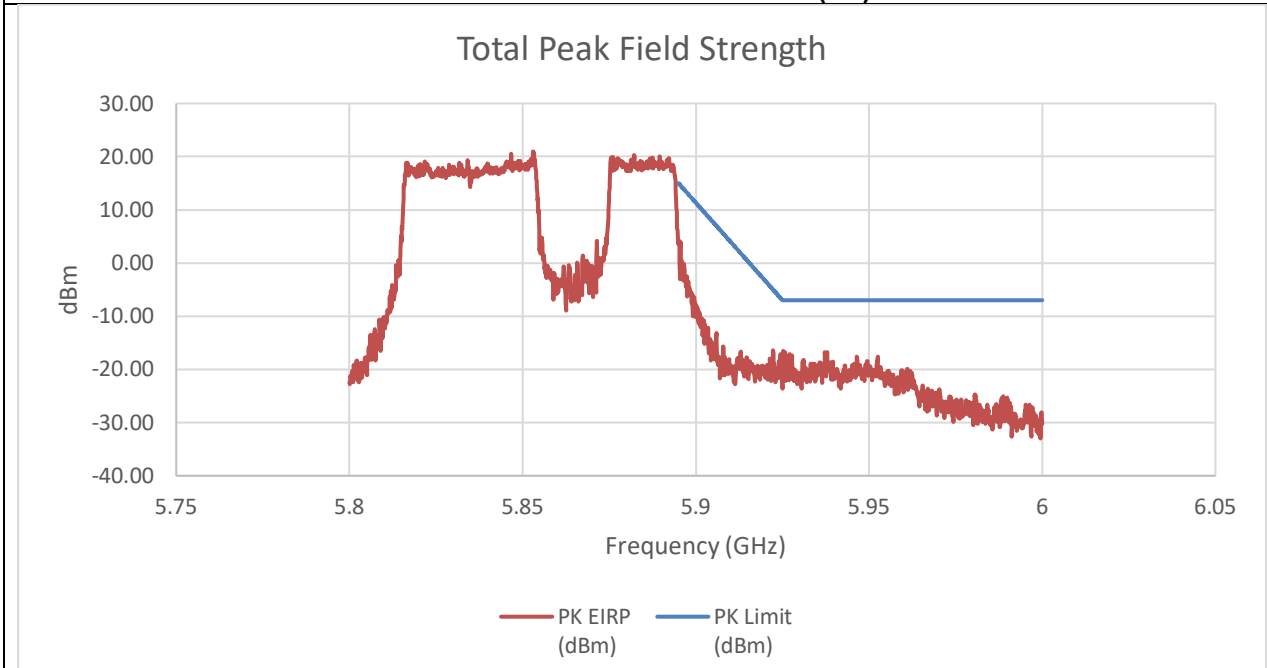

SUMMED BANDEDGE DATA (Av)

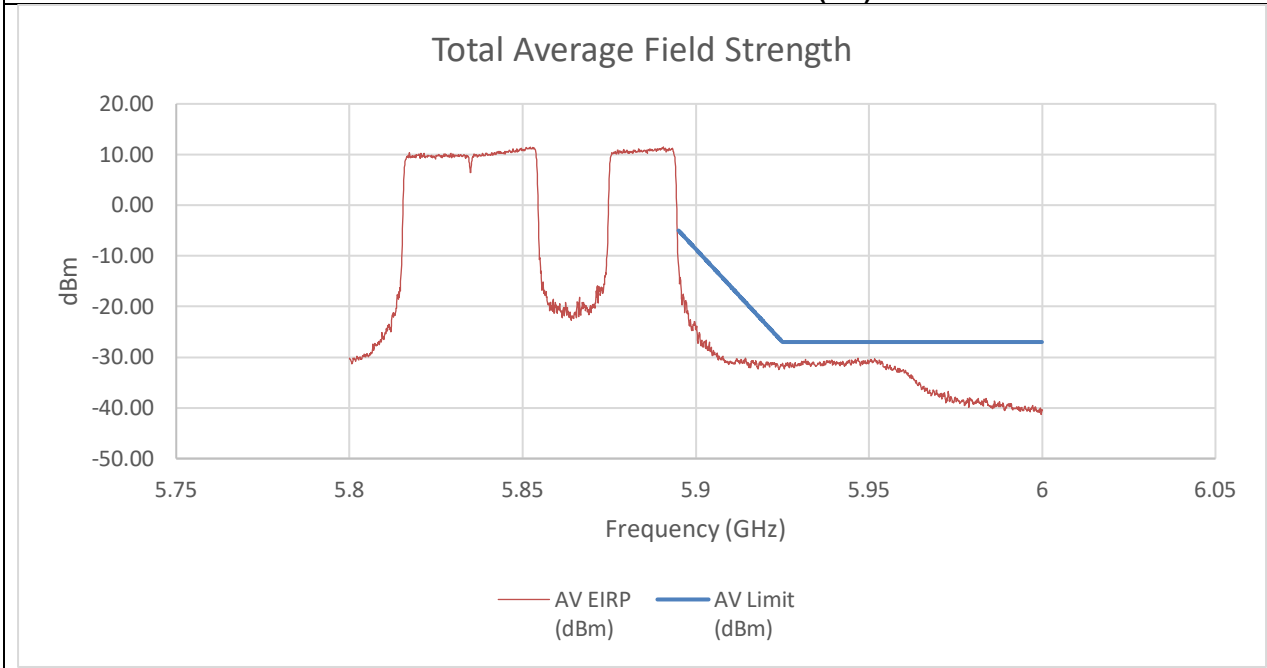

UL LLC
12 Laboratory Drive, Research Triangle Park, NC 27709; USA TEL:(919)549-1400
This report shall not be reproduced except in full, without the written approval of UL LLC

Summed Pk and Av Data at Restricted Band

Frequency (GHz)	PK Reading C1 (dBm)	PK Reading C2 (dBm)	PK EIRP (dBm)	PK EIRP Limit (dBm) (dBuV/m)	Margin (dB)
5.925	-27.69	-34.15	-16.50	-7.00	-9.50
Frequency (GHz)	**AV Reading C1 (dBm)**	**AV Reading C2 (dBm)**	**AV EIRP (dBm)**	**AV Limit (dBm)**	**Margin (dB)**
5.947	-42.90	-44.18	-30.17	-27.00	-3.17

An array gain of 10.31 dBi was used in the calculation of the summed data.

UL LLC
12 Laboratory Drive, Research Triangle Park, NC 27709; USA TEL:(919)549-1400
This report shall not be reproduced except in full, without the written approval of UL LLC

2TX CHAIN 0 + CHAIN 1 MODE (High Gain) 5855 MHz

PK MEASUREMENT

PK MEASUREMENT

UL LLC
12 Laboratory Drive, Research Triangle Park, NC 27709; USA TEL:(919)549-1400
This report shall not be reproduced except in full, without the written approval of UL LLC

SUMMED BANDEDGE DATA (Pk)

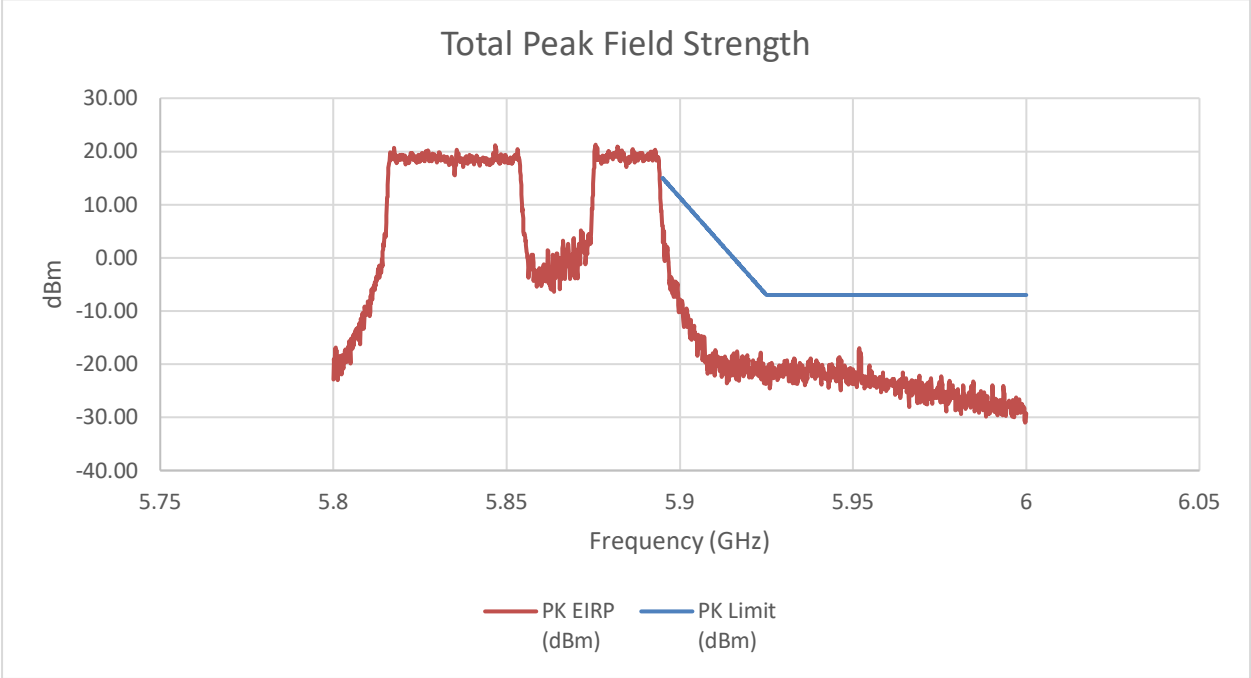

SUMMED BANDEDGE DATA (Av)

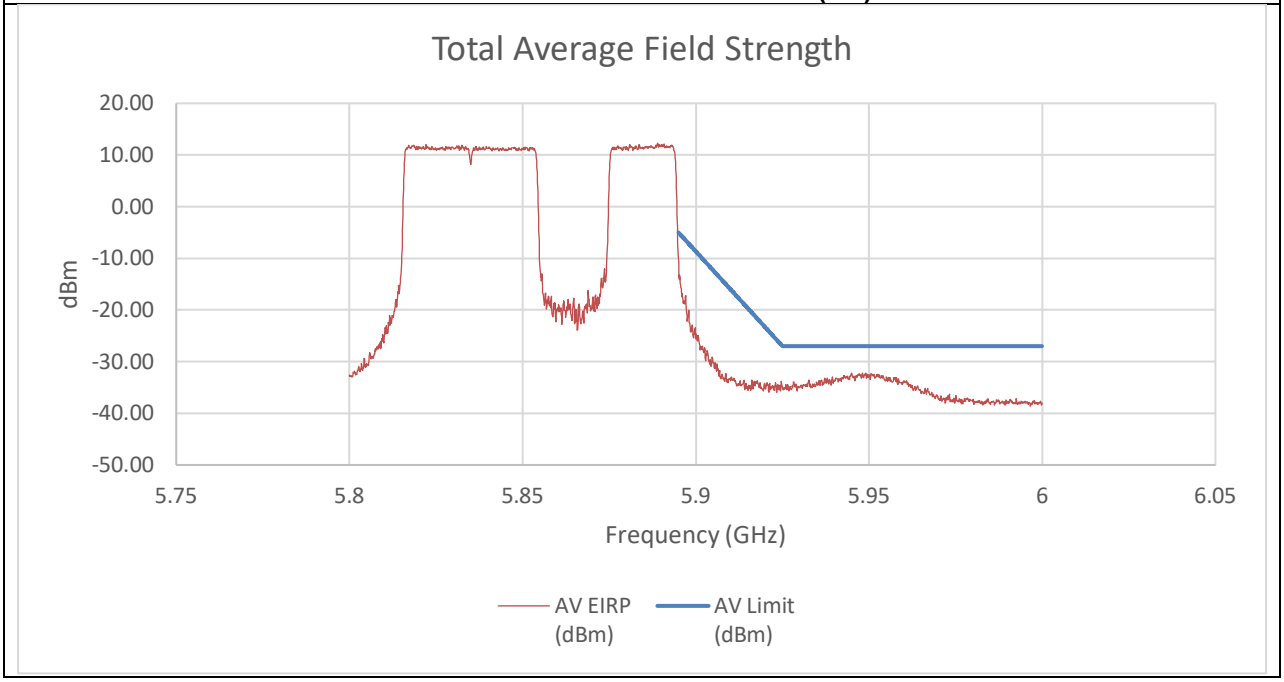

Summed Pk and Av Data at Restricted Band

Frequency (GHz)	PK Reading C1 (dBm)	PK Reading C2 (dBm)	PK EIRP (dBm)	PK EIRP Limit (dBm) (dBuV/m)	Margin (dB)
5.895	-8.75	-8.59	6.01	15.00	-8.99
Frequency (GHz)	**AV Reading C1 (dBm)**	**AV Reading C2 (dBm)**	**AV EIRP (dBm)**	**AV Limit (dBm)**	**Margin (dB)**
5.948	-46.77	-47.08	-32.24	-27.00	-5.24

An array gain of 11.67 dBi was used in the calculation of the summed data.

UL LLC
12 Laboratory Drive, Research Triangle Park, NC 27709; USA TEL:(919)549-1400
This report shall not be reproduced except in full, without the written approval of UL LLC

TX ABOVE 1 GHz 802.11be EHT80 996T MODE IN THE 5.9 GHz BAND

2TX CHAIN 0 + CHAIN 1 MODE (Low Gain) 5855 MHz

SUMMED BANDEDGE DATA (Pk)

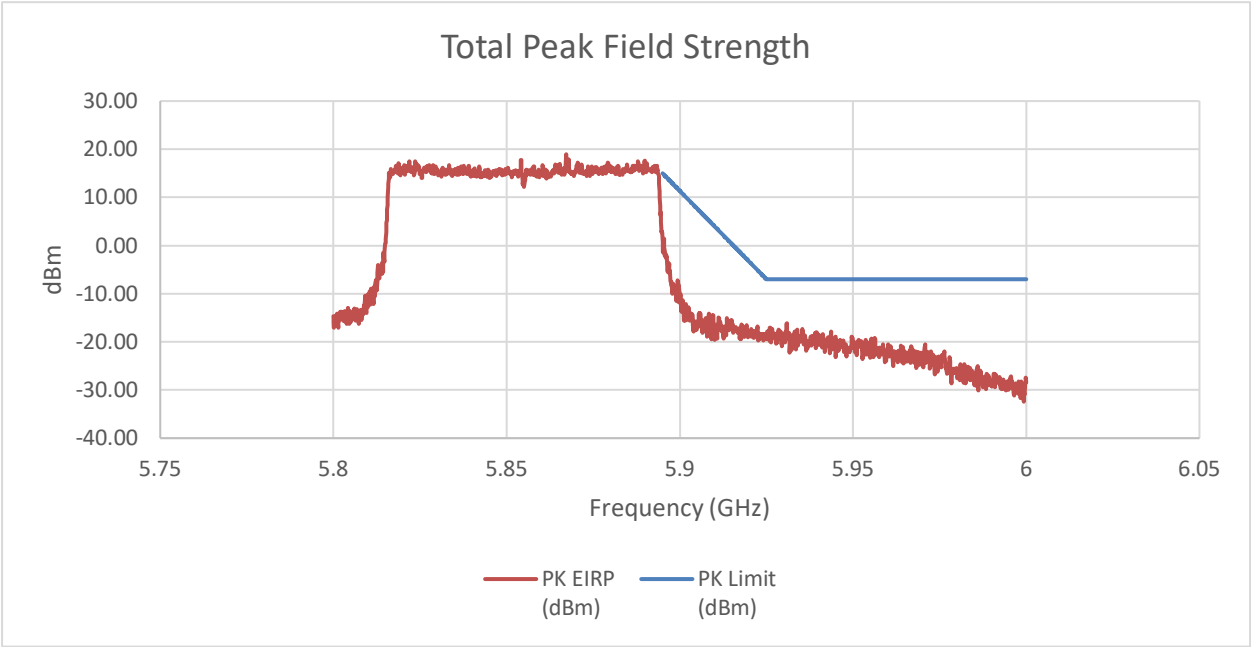

SUMMED BANDEDGE DATA (Av)

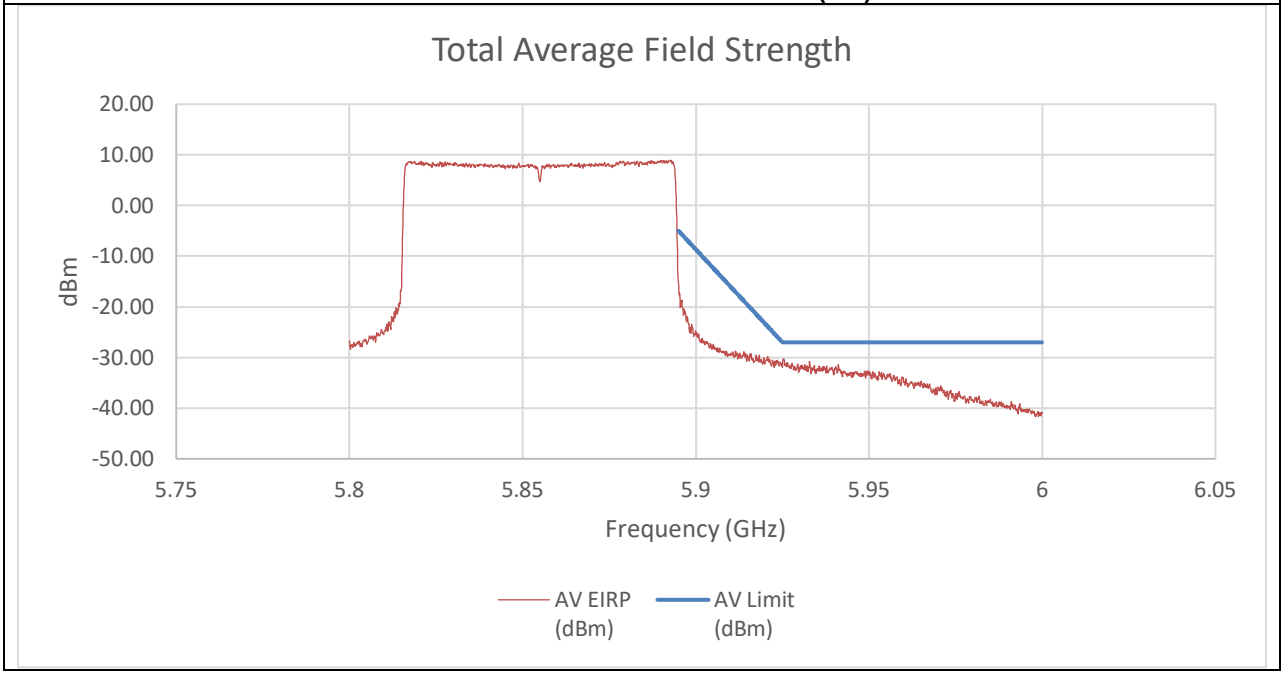

UL LLC
12 Laboratory Drive, Research Triangle Park, NC 27709; USA TEL:(919)549-1400
This report shall not be reproduced except in full, without the written approval of UL LLC

Summed Pk and Av Data at Restricted Band

Frequency (GHz)	PK Reading C1 (dBm)	PK Reading C2 (dBm)	PK EIRP (dBm)	PK EIRP Limit (dBm) (dBuV/m)	Margin (dB)
5.931	-27.82	-26.85	-16.09	-7.00	-9.09
Frequency (GHz)	**AV Reading C1 (dBm)**	**AV Reading C2 (dBm)**	**AV EIRP (dBm)**	**AV Limit (dBm)**	**Margin (dB)**
5.925	-41.80	-41.33	-30.25	-27.00	-3.25

An array gain of 8.21 dBi and a duty cycle correction factor of 0.09 dBm was used in the calculation of the summed data.

UL LLC
12 Laboratory Drive, Research Triangle Park, NC 27709; USA TEL:(919)549-1400
This report shall not be reproduced except in full, without the written approval of UL LLC

2TX CHAIN 0 + CHAIN 1 MODE (Mid Gain) 5855 MHz

SUMMED BANDEDGE DATA (Pk)

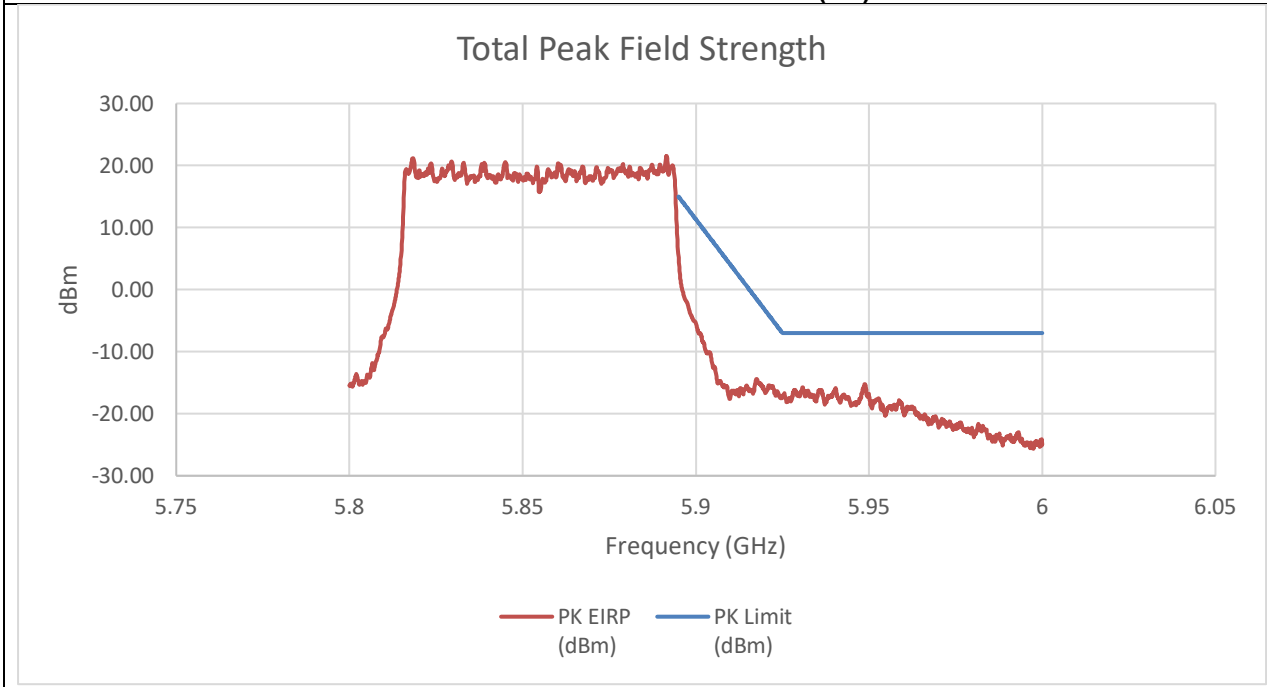

SUMMED BANDEDGE DATA (Av)

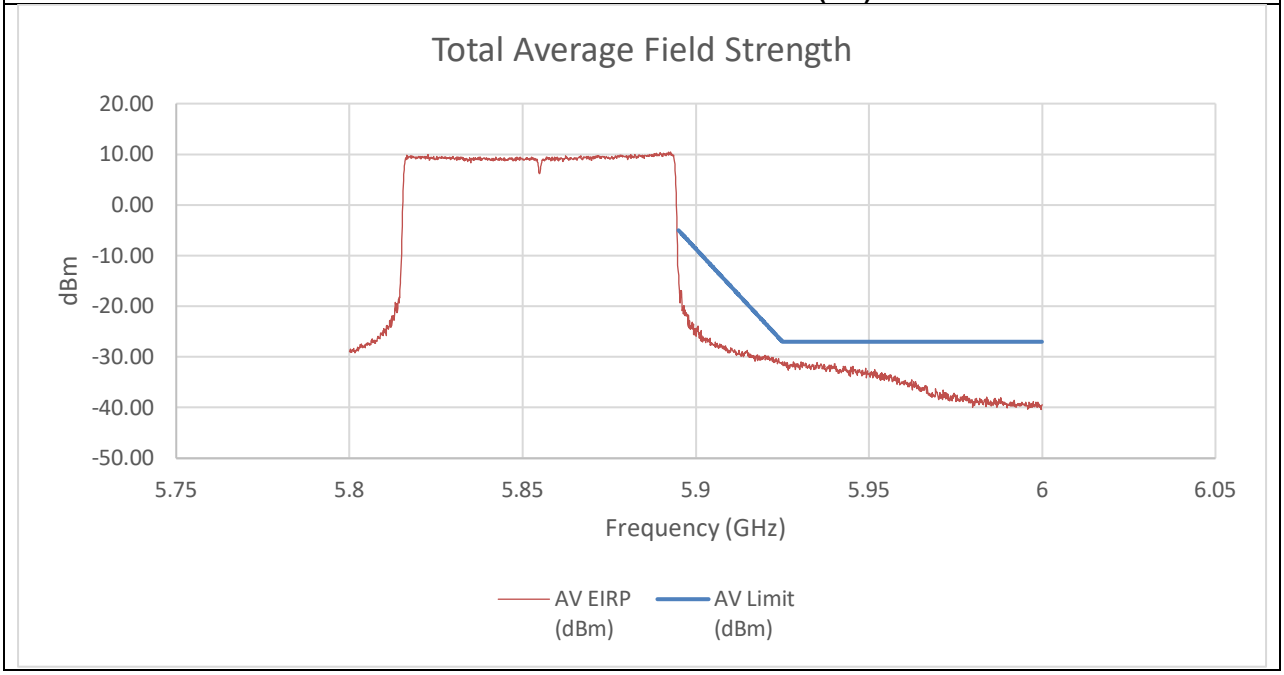

UL LLC
12 Laboratory Drive, Research Triangle Park, NC 27709; USA TEL:(919)549-1400
This report shall not be reproduced except in full, without the written approval of UL LLC

Summed Pk and Av Data at Restricted Band

Frequency (GHz)	PK Reading C1 (dBm)	PK Reading C2 (dBm)	PK EIRP (dBm)	PK EIRP Limit (dBm) (dBuV/m)	Margin (dB)
5.949	-26.45	-32.73	-15.22	-7.00	-8.22
Frequency (GHz)	**AV Reading C1 (dBm)**	**AV Reading C2 (dBm)**	**AV EIRP (dBm)**	**AV Limit (dBm)**	**Margin (dB)**
5.925	-42.19	-48.73	-30.92	-27.00	-3.92

An array gain of 10.31 dBi and a duty cycle correction factor of 0.09 dBm was used in the calculation of the summed data.

UL LLC
12 Laboratory Drive, Research Triangle Park, NC 27709; USA TEL:(919)549-1400
This report shall not be reproduced except in full, without the written approval of UL LLC

2TX CHAIN 0 + CHAIN 1 MODE (High Gain) 5855 MHz

PK MEASUREMENT

AV MEASUREMENT

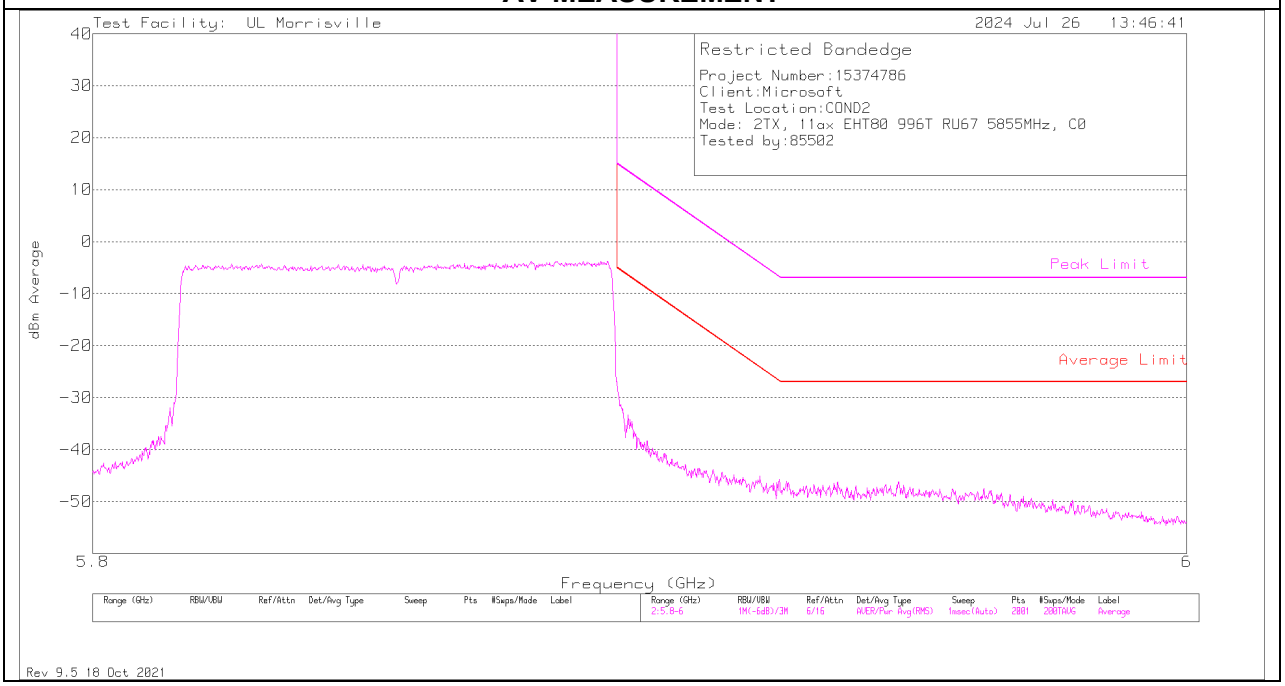

UL LLC
12 Laboratory Drive, Research Triangle Park, NC 27709; USA TEL:(919)549-1400
This report shall not be reproduced except in full, without the written approval of UL LLC

SUMMED BANDEDGE DATA (Pk)

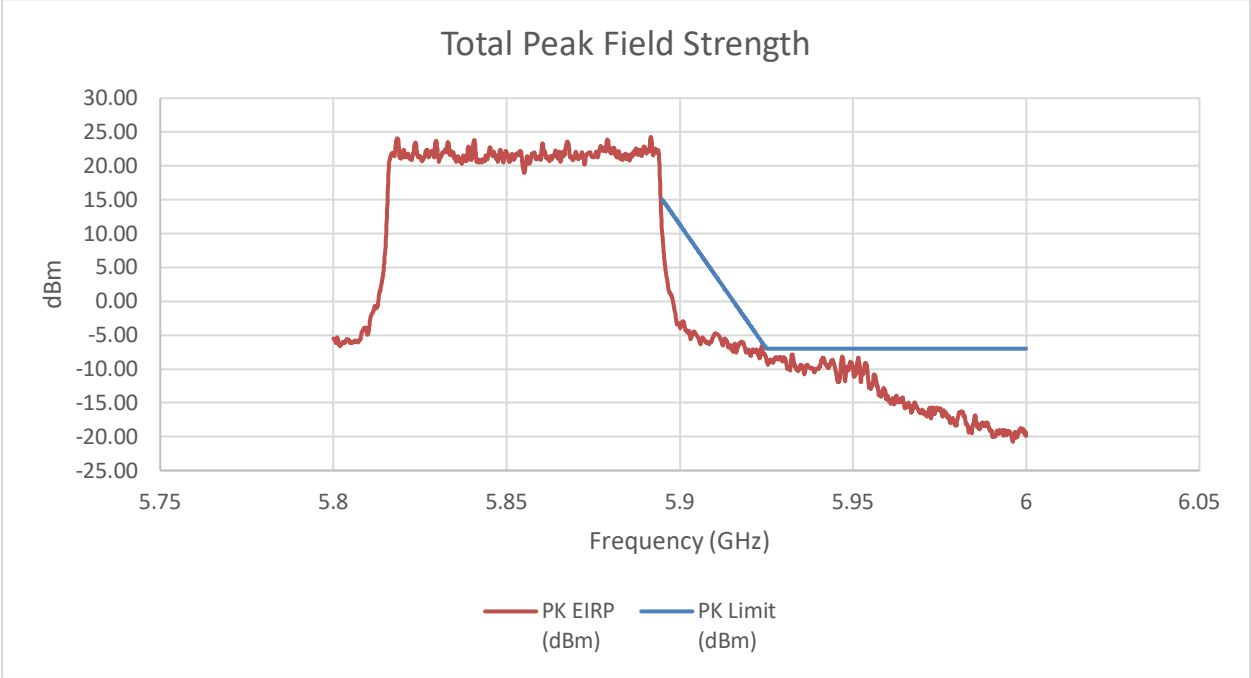

SUMMED BANDEDGE DATA (Av)

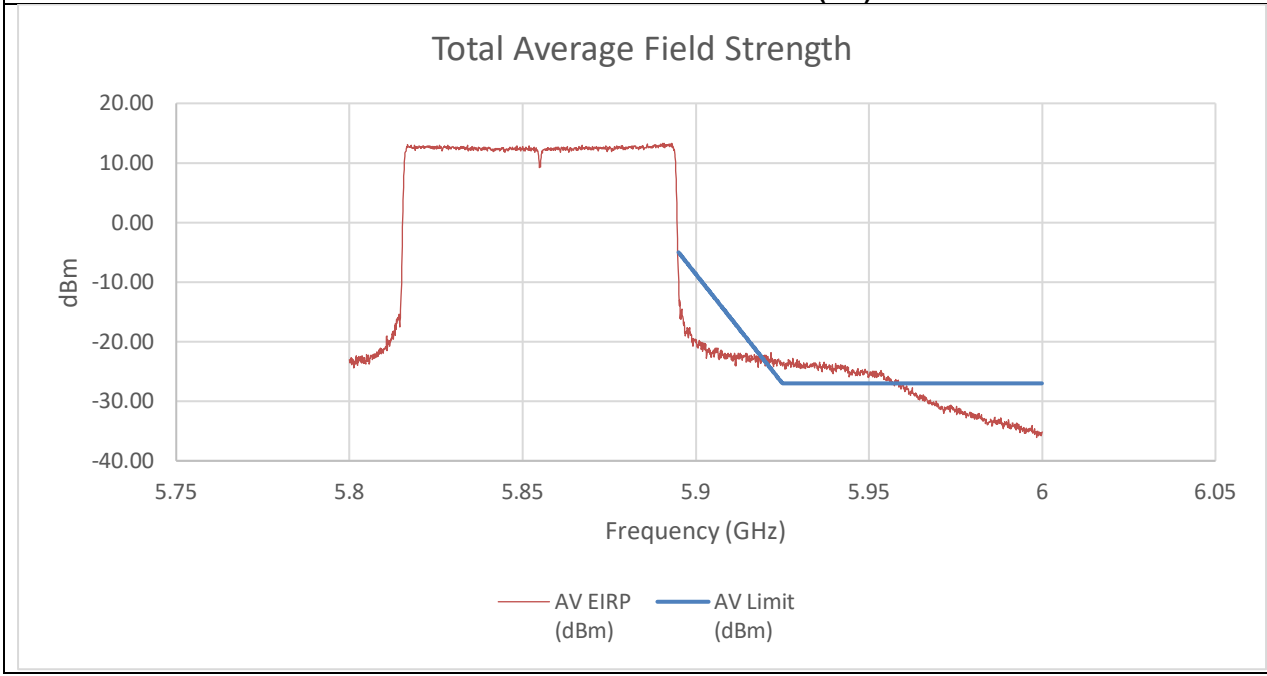

UL LLC
12 Laboratory Drive, Research Triangle Park, NC 27709; USA TEL:(919)549-1400

This report shall not be reproduced except in full, without the written approval of UL LLC

INTEGRATION (C0)

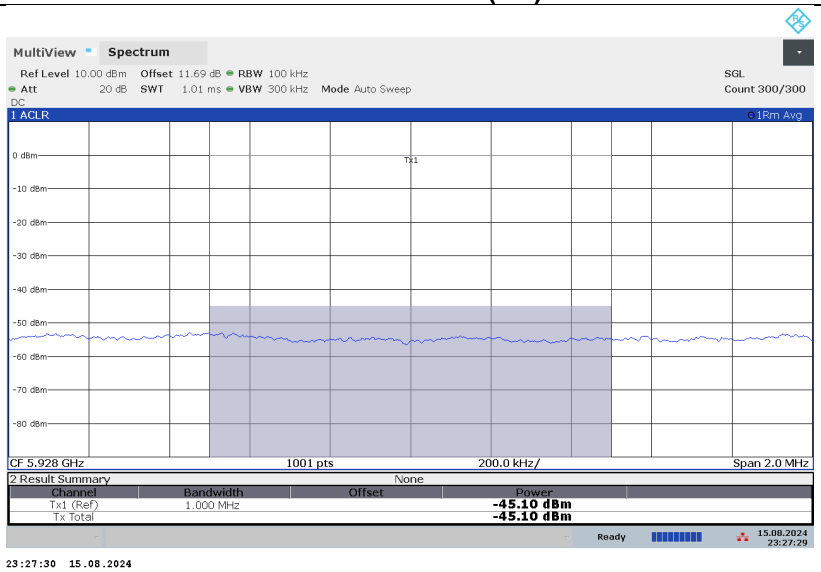

INTEGRATION (C1)

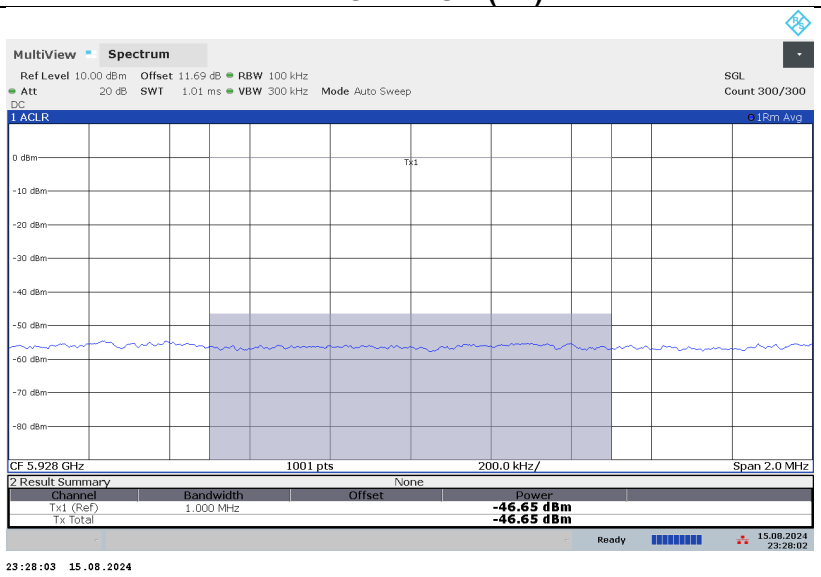

Summed Pk and Av Data at Restricted Band

Frequency (GHz)	PK Reading C1 (dBm)	PK Reading C2 (dBm)	PK EIRP (dBm)	PK EIRP Limit (dBm) (dBuV/m)	Margin (dB)
5.924	-19.91	-23.25	-6.59	-6.05	-0.54
Frequency (GHz)	**AV Reading C1 (dBm)**	**AV Reading C2 (dBm)**	**AV EIRP (dBm)**	**AV Limit (dBm)**	**Margin (dB)**
5.928	-45.10	-46.65	-31.04	-27.00	-4.04

An array gain of 11.67 dBi and a duty cycle correction factor of 0.09 dBm was used in the calculation of the summed data.

UL LLC
12 Laboratory Drive, Research Triangle Park, NC 27709; USA TEL:(919)549-1400
This report shall not be reproduced except in full, without the written approval of UL LLC

10.1.41. TX ABOVE 1 GHz 802.11BE EHT160 MODE IN THE 5.8/5.9 GHz BAND

TX ABOVE 1 GHz 802.11be EHT160 996T+484T (C) MODE IN THE 5.8/5.9 GHz BAND

2TX CHAIN 0 + CHAIN 1 MODE (Low Gain) 5815 MHz Low BE

SUMMED BANDEDGE DATA (Pk)

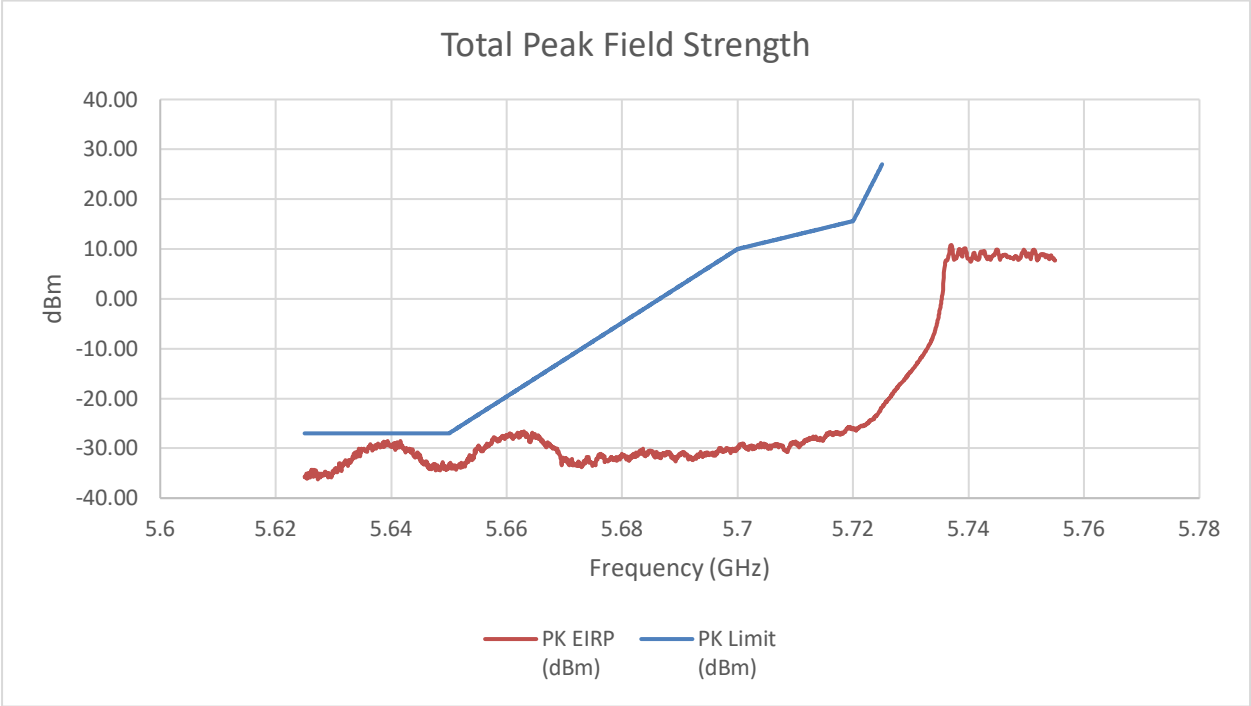

Summed Pk Data at Restricted Band

Frequency (GHz)	PK Reading C1 (dBm)	PK Reading C2 (dBm)	PK EIRP (dBm)	PK EIRP Limit (dBm) (dBuV/m)	Margin (dB)
5.64	-39.39	-40.19	-28.55	-27.00	-1.55

An array gain of 8.21 dBi was used in the calculation of the summed data.

UL LLC
12 Laboratory Drive, Research Triangle Park, NC 27709; USA TEL:(919)549-1400
This report shall not be reproduced except in full, without the written approval of UL LLC

2TX CHAIN 0 + CHAIN 1 MODE (Low Gain) 5815 MHz High BE

SUMMED BANDEDGE DATA (Pk)

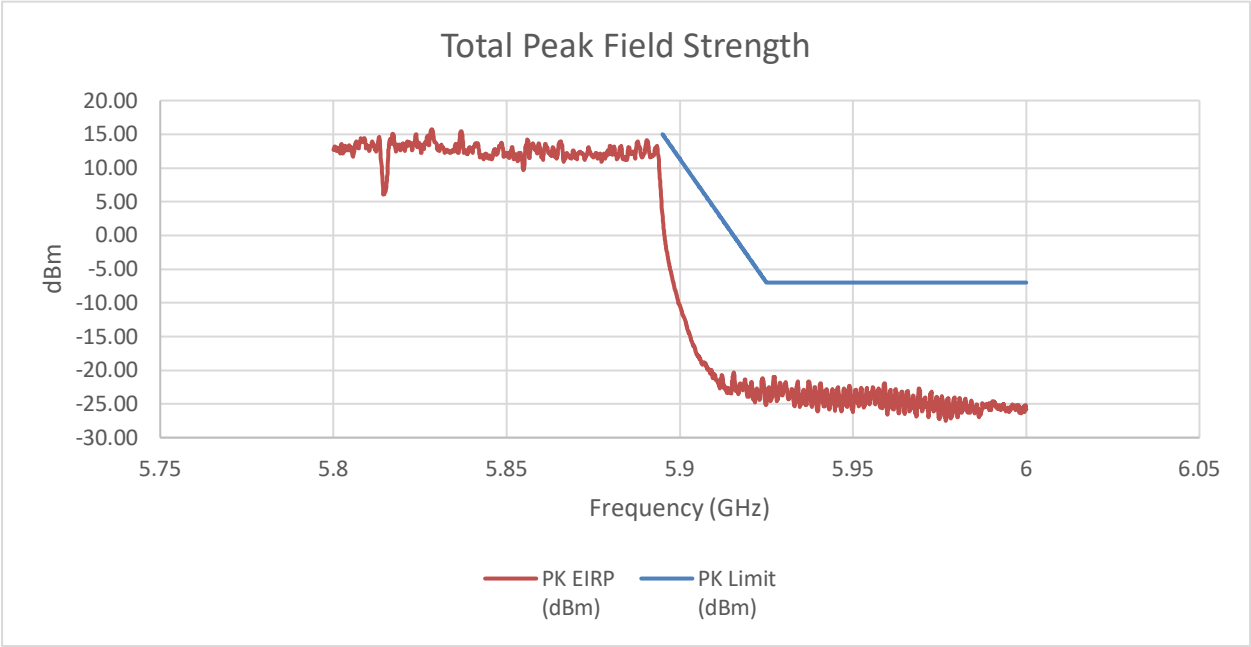

SUMMED BANDEDGE DATA (Av)

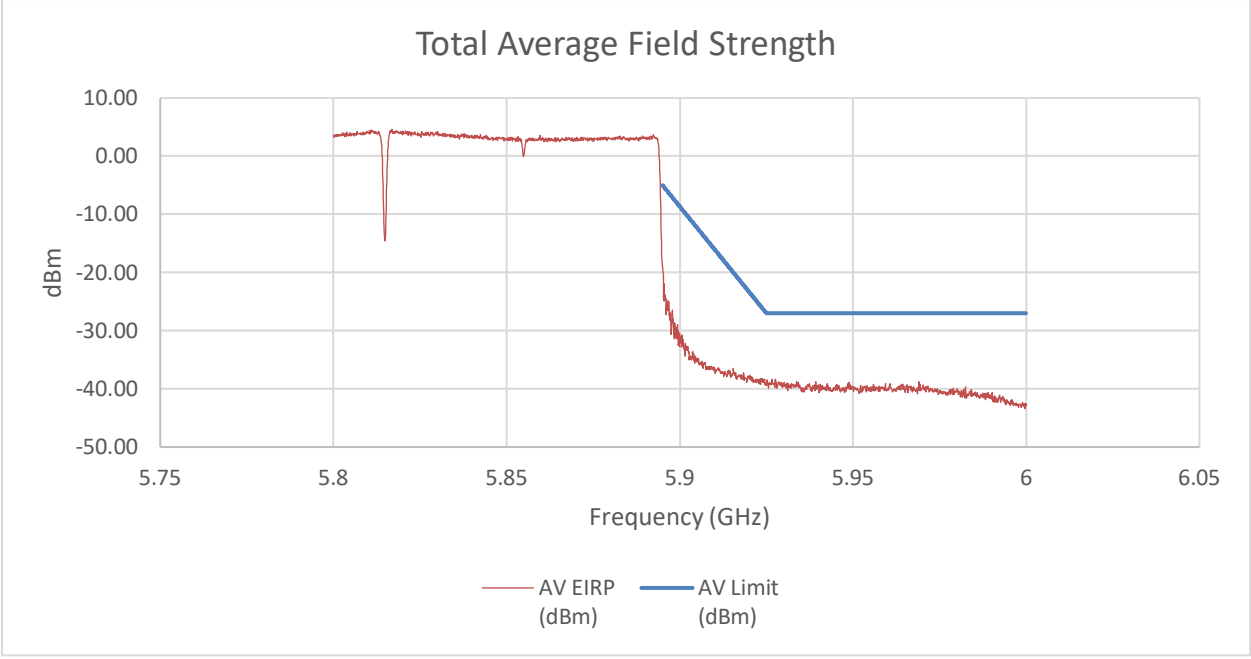

UL LLC
12 Laboratory Drive, Research Triangle Park, NC 27709; USA TEL:(919)549-1400
This report shall not be reproduced except in full, without the written approval of UL LLC

Summed Pk and Av Data at Restricted Band

Frequency (GHz)	PK Reading C1 (dBm)	PK Reading C2 (dBm)	PK EIRP (dBm)	PK EIRP Limit (dBm) (dBuV/m)	Margin (dB)
5.895	-8.23	-8.68	2.77	15.00	-12.23
Frequency (GHz)	**AV Reading C1 (dBm)**	**AV Reading C2 (dBm)**	**AV EIRP (dBm)**	**AV Limit (dBm)**	**Margin (dB)**
5.928	-47.40	-54.86	-38.38	-27.00	-11.38

An array gain of 8.21 dBi and a duty cycle correction factor of 0.09 dBm was used in the calculation of the summed data.

UL LLC
12 Laboratory Drive, Research Triangle Park, NC 27709; USA TEL:(919)549-1400
This report shall not be reproduced except in full, without the written approval of UL LLC

2TX CHAIN 0 + CHAIN 1 MODE (Mid Gain) 5815 MHz Low BE

SUMMED BANDEDGE DATA (Pk)

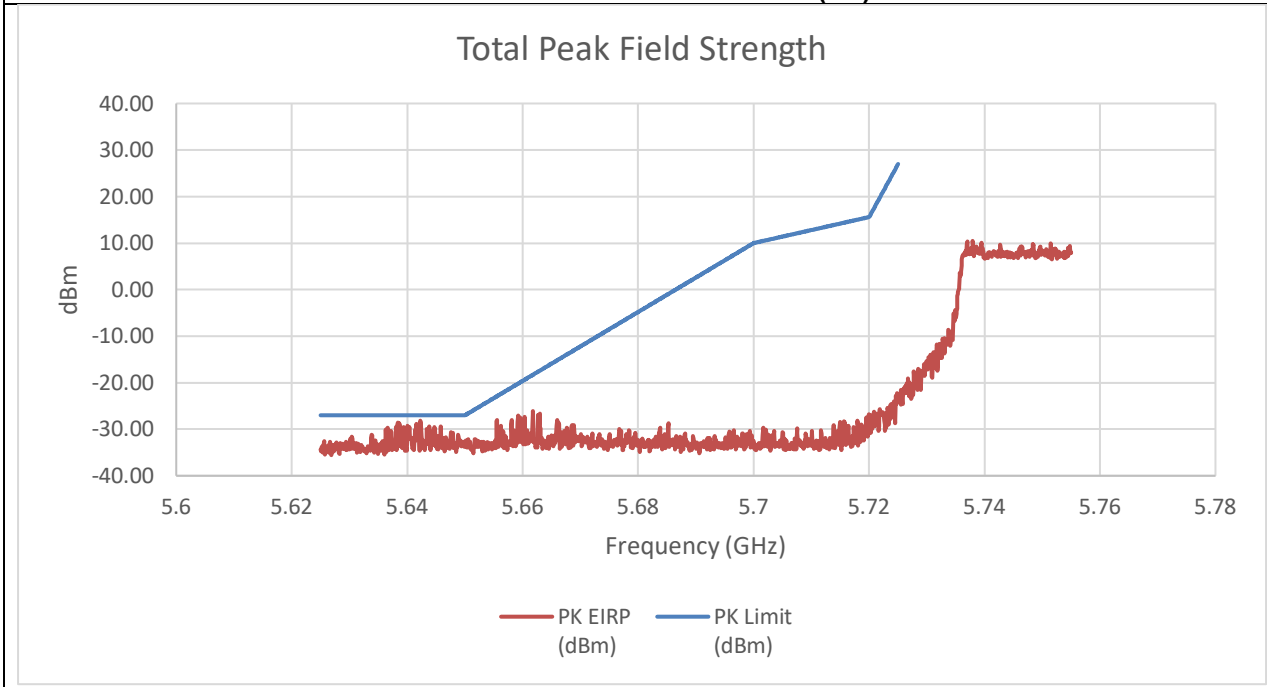

Summed Pk Data at Restricted Band

Frequency (GHz)	PK Reading C1 (dBm)	PK Reading C2 (dBm)	PK EIRP (dBm)	PK EIRP Limit (dBm) (dBuV/m)	Margin (dB)
5.64	-39.05	-47.46	-28.15	-27.00	-1.15

An array gain of 10.31 dBi was used in the calculation of the summed data.

UL LLC
12 Laboratory Drive, Research Triangle Park, NC 27709; USA TEL:(919)549-1400
This report shall not be reproduced except in full, without the written approval of UL LLC

2TX CHAIN 0 + CHAIN 1 MODE (Mid Gain) 5815 MHz High BE

SUMMED BANDEDGE DATA (Pk)

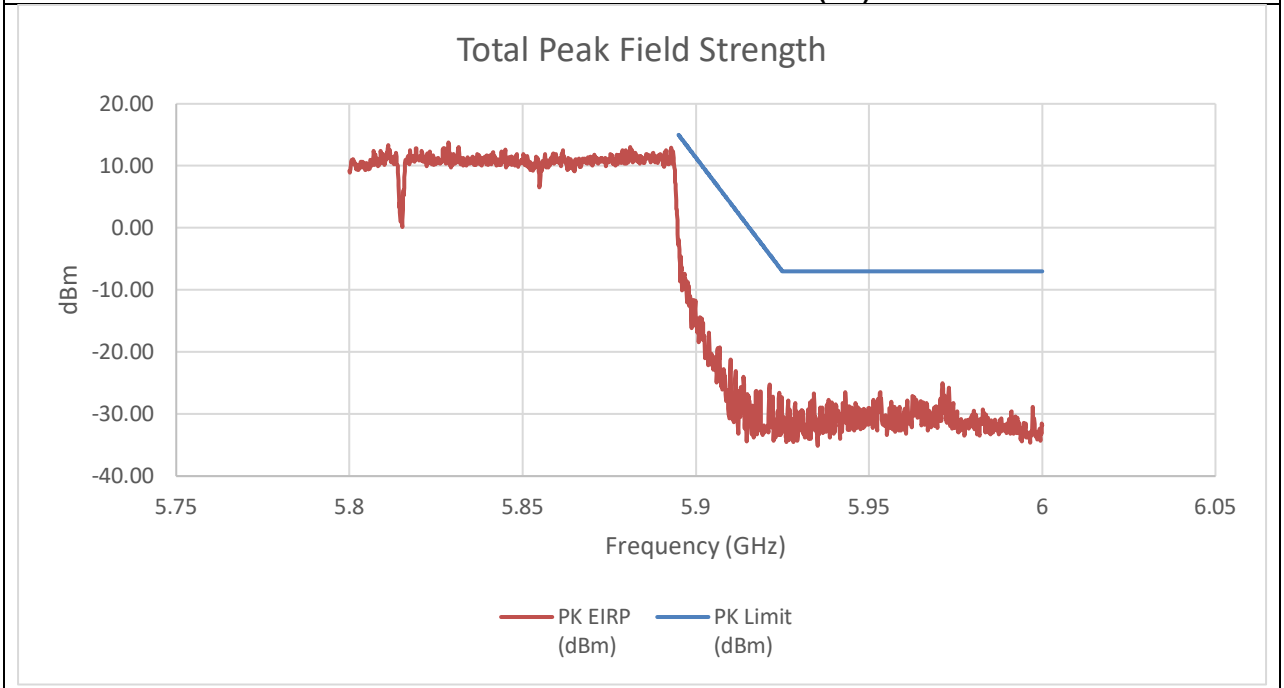

SUMMED BANDEDGE DATA (Av)

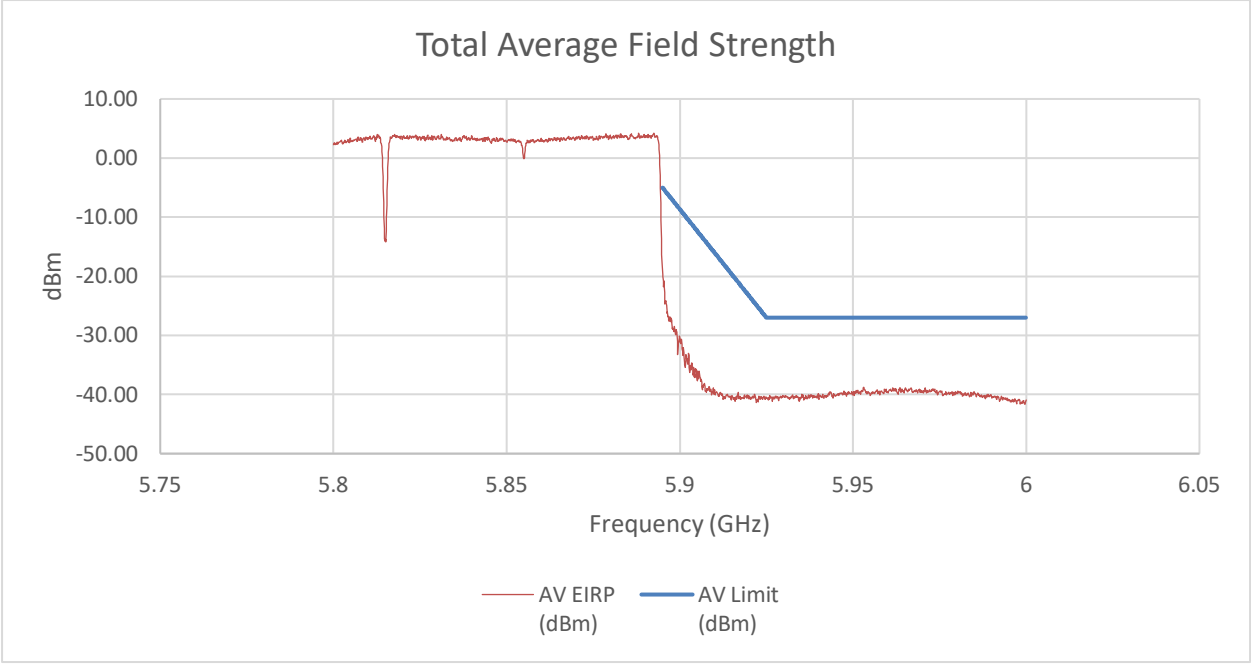

UL LLC
12 Laboratory Drive, Research Triangle Park, NC 27709; USA TEL:(919)549-1400
This report shall not be reproduced except in full, without the written approval of UL LLC

Summed Pk and Av Data at Restricted Band

Frequency (GHz)	PK Reading C1 (dBm)	PK Reading C2 (dBm)	PK EIRP (dBm)	PK EIRP Limit (dBm) (dBuV/m)	Margin (dB)
5.895	-13.95	-17.05	-1.91	15.00	-16.91
Frequency (GHz)	**AV Reading C1 (dBm)**	**AV Reading C2 (dBm)**	**AV EIRP (dBm)**	**AV Limit (dBm)**	**Margin (dB)**
5.953	-52.78	-51.62	-38.75	-27.00	-11.75

An array gain of 10.31 dBi and a duty cycle correction factor of 0.09 dBm was used in the calculation of the summed data.

UL LLC
12 Laboratory Drive, Research Triangle Park, NC 27709; USA TEL:(919)549-1400
This report shall not be reproduced except in full, without the written approval of UL LLC

2TX CHAIN 0 + CHAIN 1 MODE (High Gain) 5815 MHz Low BE

PK MEASUREMENT

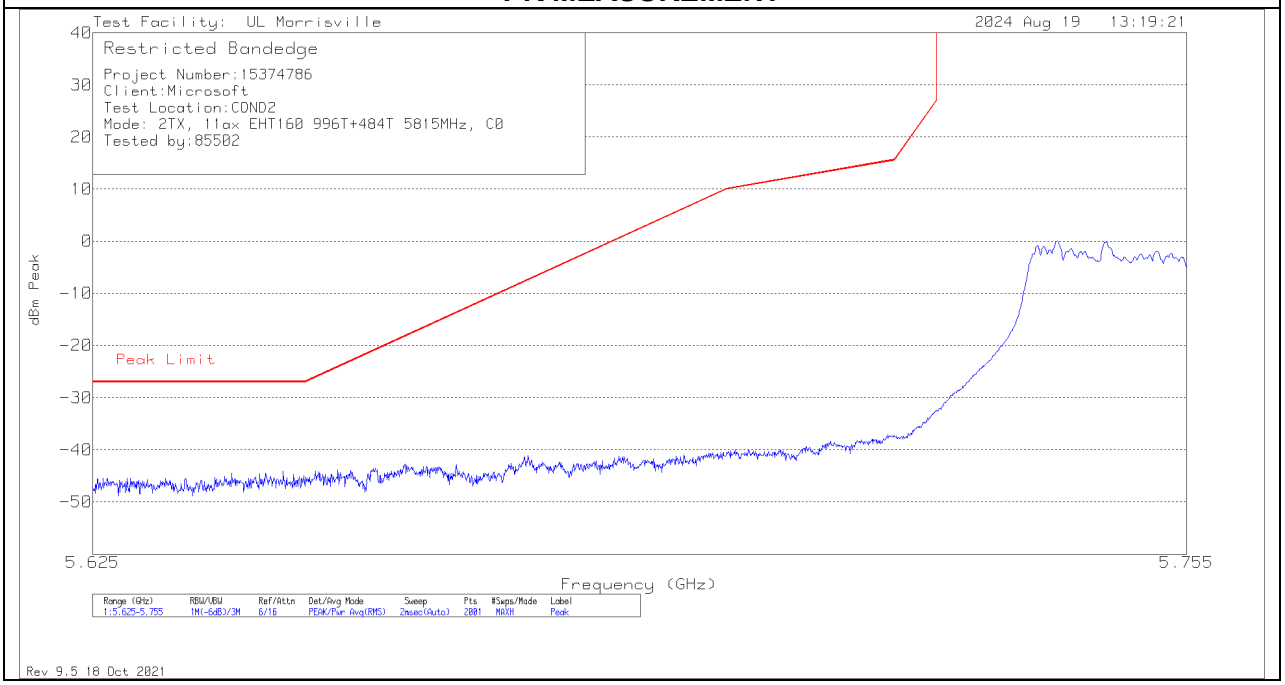

SUMMED BANDEDGE DATA (Pk)

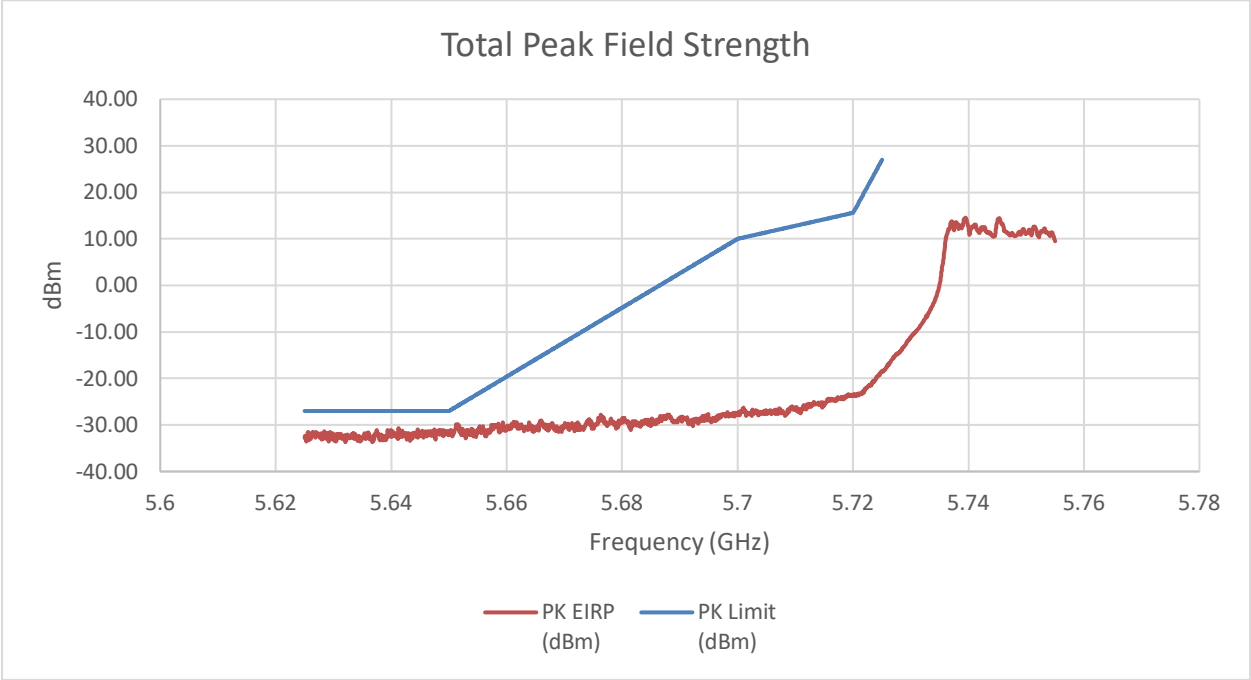

Summed Pk Data at Restricted Band

Frequency (GHz)	PK Reading C1 (dBm)	PK Reading C2 (dBm)	PK EIRP (dBm)	PK EIRP Limit (dBm) (dBuV/m)	Margin (dB)
5.65	-44.07	-44.94	-29.80	-26.09	-3.72

An array gain of 11.67 dBi was used in the calculation of the summed data.

UL LLC
12 Laboratory Drive, Research Triangle Park, NC 27709; USA TEL:(919)549-1400

This report shall not be reproduced except in full, without the written approval of UL LLC

2TX CHAIN 0 + CHAIN 1 MODE (High Gain) 5815 MHz High BE

PK MEASUREMENT

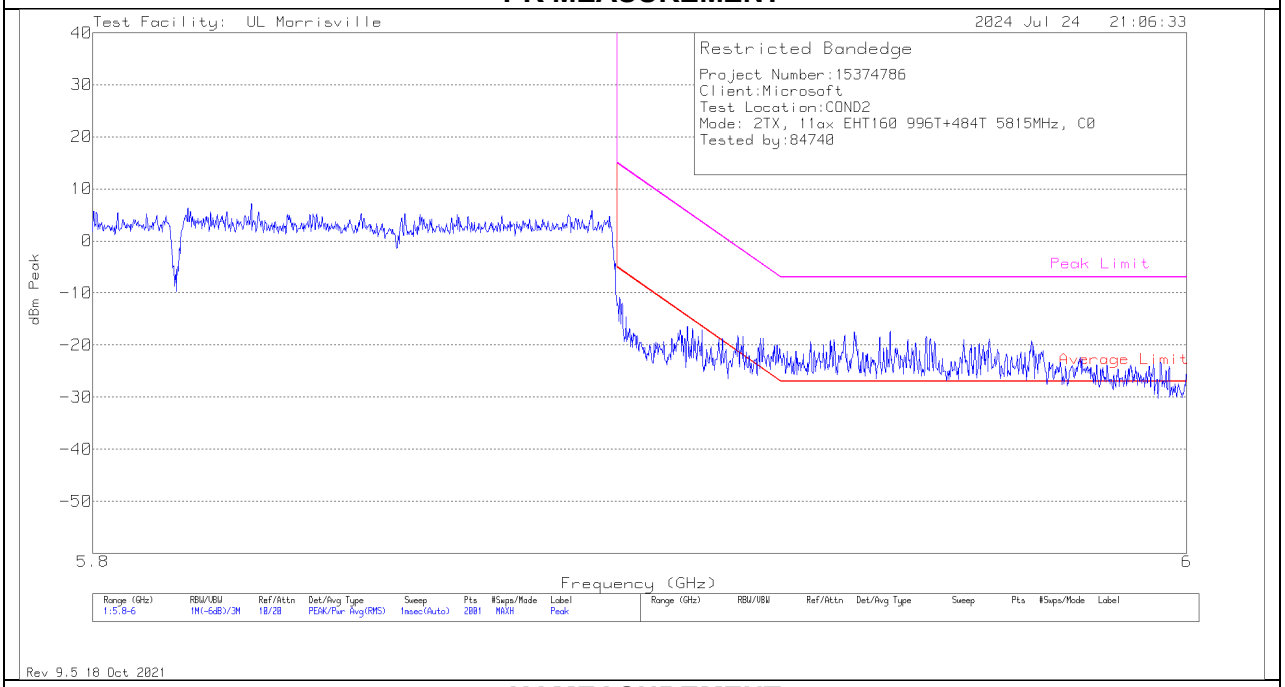

AV MEASUREMENT

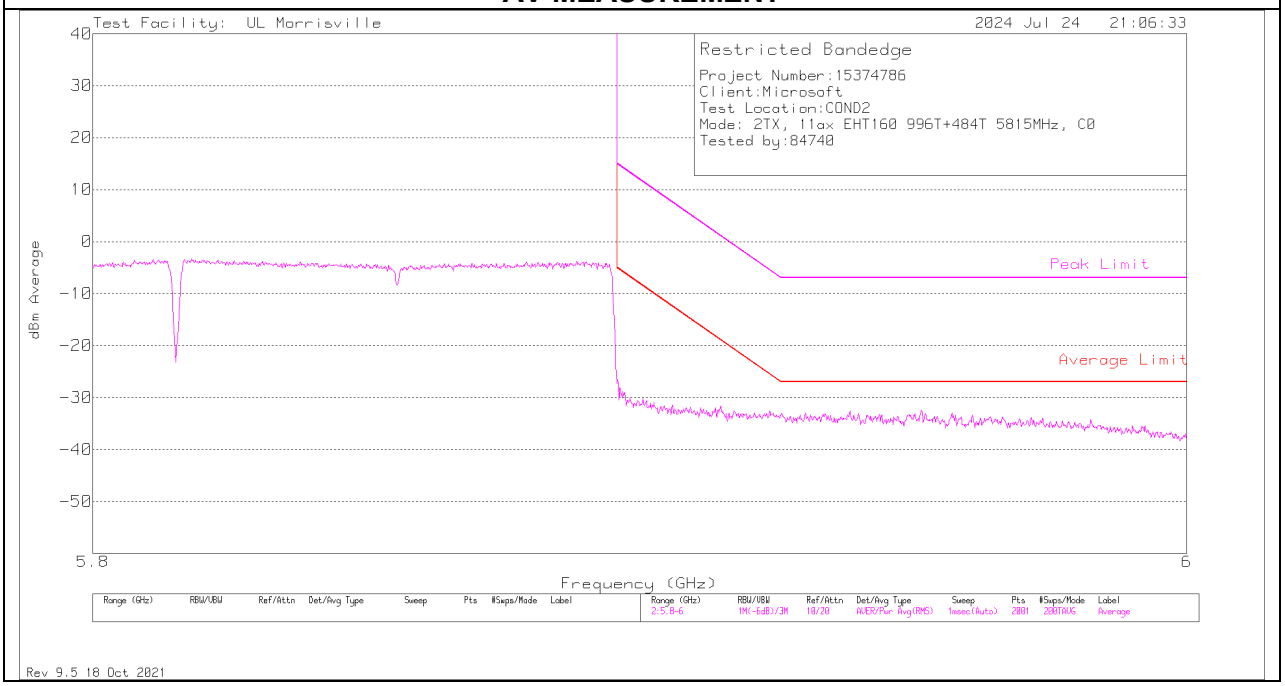

UL LLC
12 Laboratory Drive, Research Triangle Park, NC 27709; USA TEL:(919)549-1400
This report shall not be reproduced except in full, without the written approval of UL LLC

SUMMED BANDEDGE DATA (Pk)

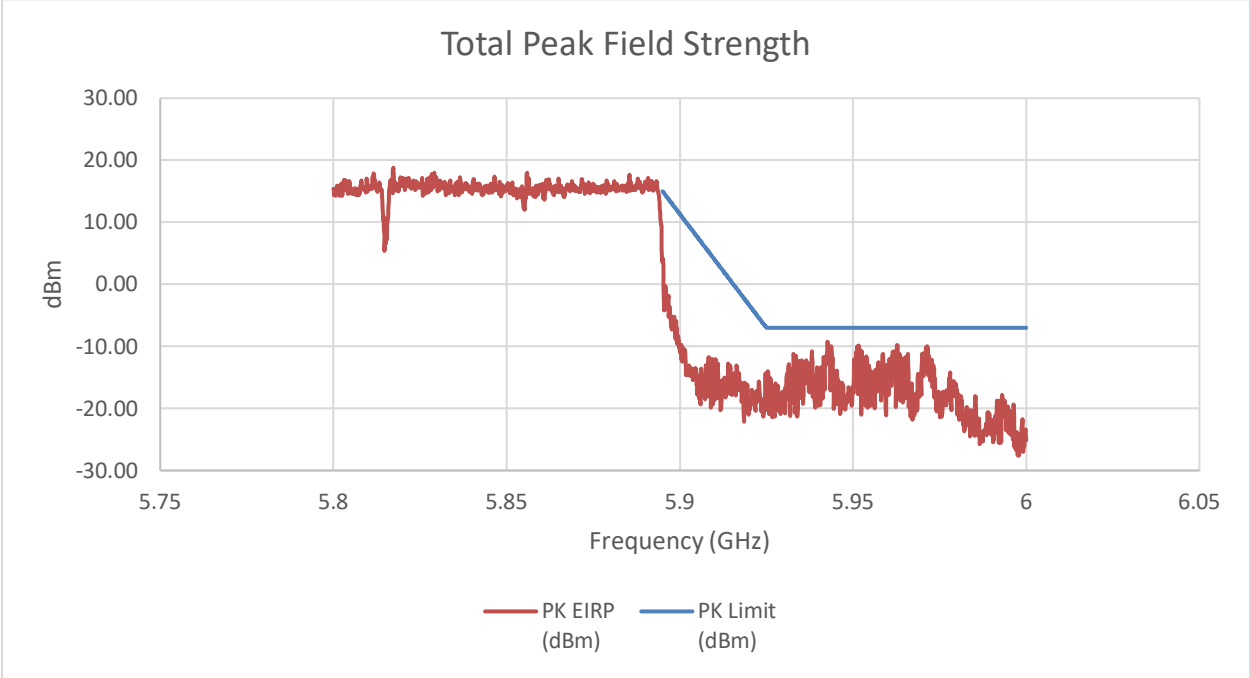

SUMMED BANDEDGE DATA (Av)

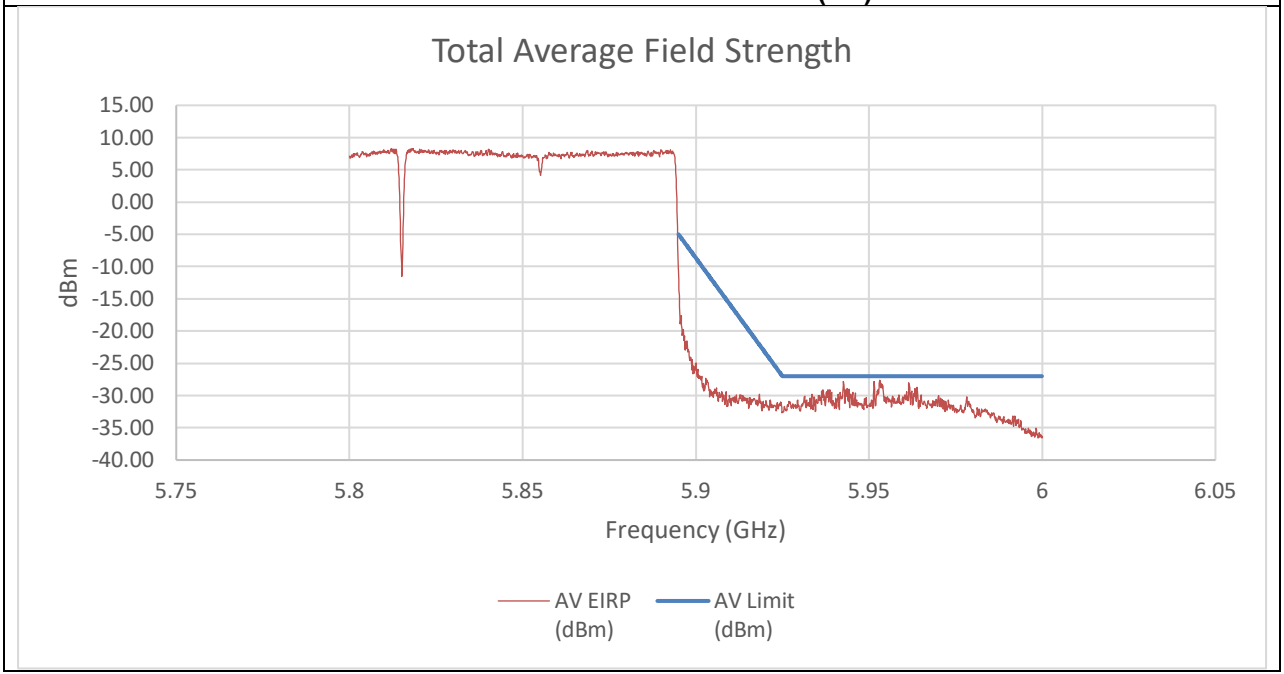

Summed Pk and Av Data at Restricted Band

Frequency (GHz)	PK Reading C1 (dBm)	PK Reading C2 (dBm)	PK EIRP (dBm)	PK EIRP Limit (dBm) (dBuV/m)	Margin (dB)
5.943	-22.15	-27.20	-9.30	-7.00	-2.30
Frequency (GHz)	**AV Reading C1 (dBm)**	**AV Reading C2 (dBm)**	**AV EIRP (dBm)**	**AV Limit (dBm)**	**Margin (dB)**
5.953	-40.98	-44.36	-27.58	-27.00	-0.58

An array gain of 11.67 dBi and a duty cycle correction factor of 0.09 dBm was used in the calculation of the summed data.

UL LLC
12 Laboratory Drive, Research Triangle Park, NC 27709; USA TEL:(919)549-1400
This report shall not be reproduced except in full, without the written approval of UL LLC

TX ABOVE 1 GHz 802.11be EHT160 484T+996T (N) MODE IN THE 5.8/5.9 GHz BAND

2TX CHAIN 0 + CHAIN 1 MODE (Low Gain) 5815 MHz Low BE

SUMMED BANDEDGE DATA (Pk)

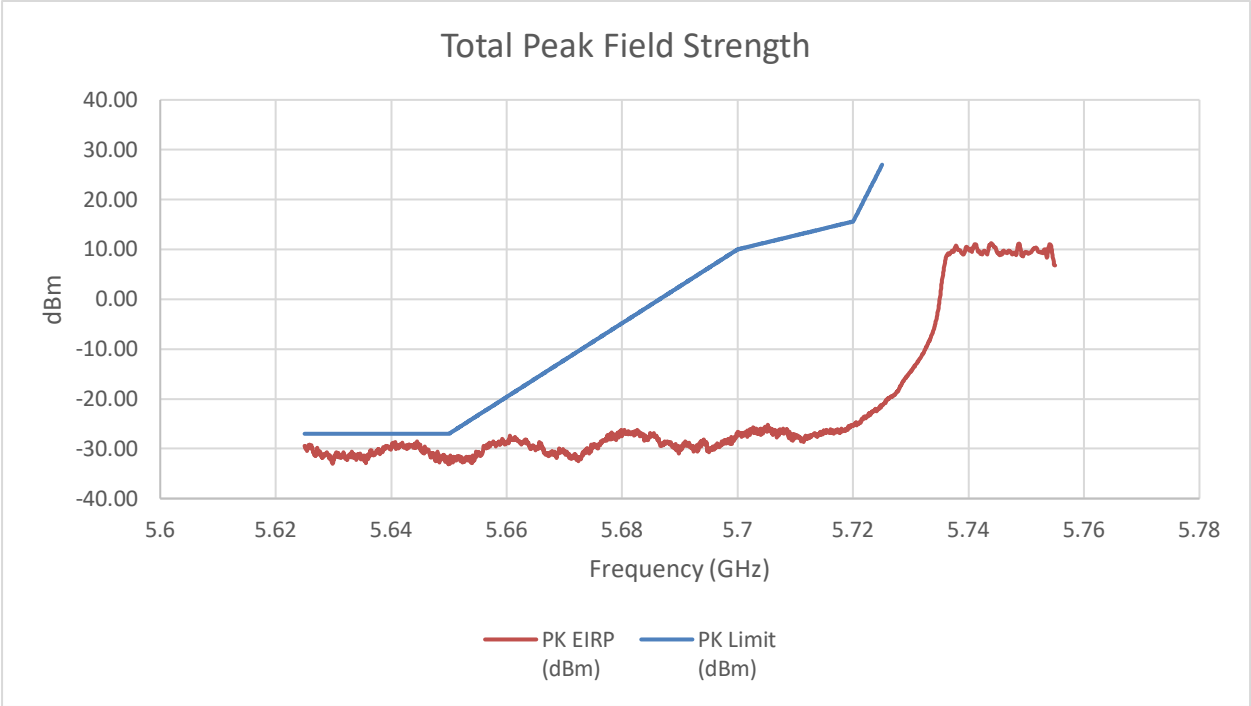

Summed Pk Data at Restricted Band

Frequency (GHz)	PK Reading C1 (dBm)	PK Reading C2 (dBm)	PK EIRP (dBm)	PK EIRP Limit (dBm) (dBuV/m)	Margin (dB)
5.64	-38.71	-41.19	-28.56	-27.00	-1.56

An array gain of 8.21 dBi was used in the calculation of the summed data.

UL LLC
12 Laboratory Drive, Research Triangle Park, NC 27709; USA TEL:(919)549-1400
This report shall not be reproduced except in full, without the written approval of UL LLC

2TX CHAIN 0 + CHAIN 1 MODE (Low Gain) 5815 MHz High BE

SUMMED BANDEDGE DATA (Pk)

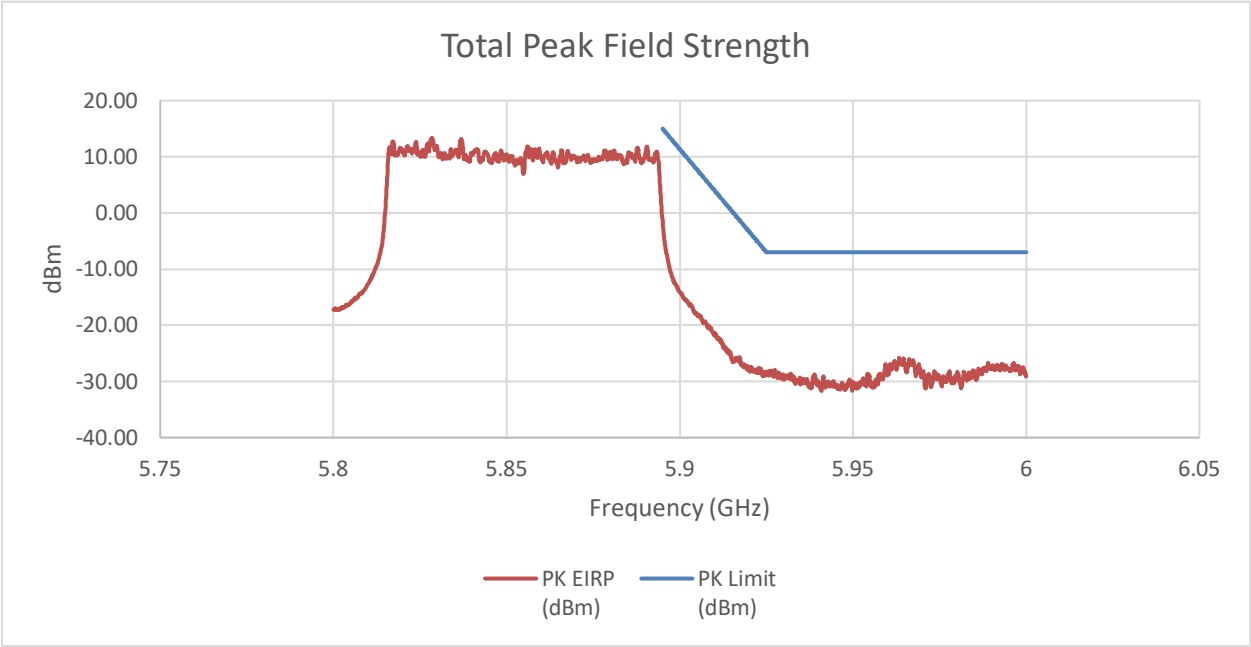

SUMMED BANDEDGE DATA (Av)

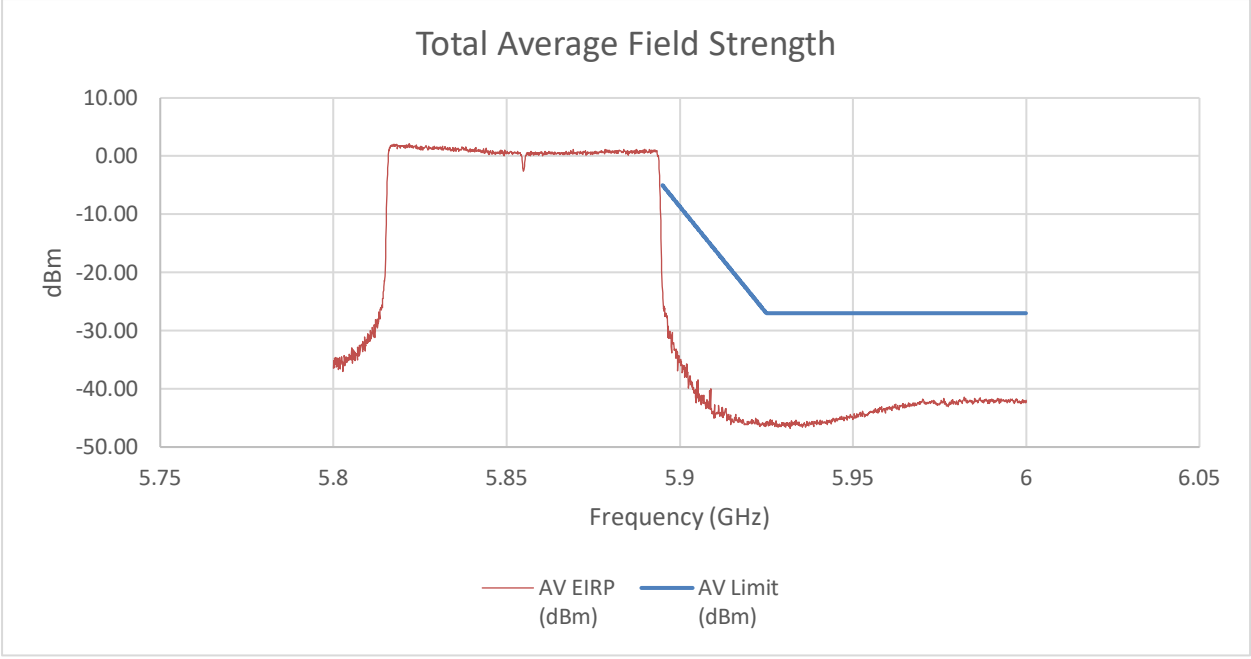

UL LLC
12 Laboratory Drive, Research Triangle Park, NC 27709; USA TEL:(919)549-1400
This report shall not be reproduced except in full, without the written approval of UL LLC

Summed Pk and Av Data at Restricted Band

Frequency (GHz)	PK Reading C1 (dBm)	PK Reading C2 (dBm)	PK EIRP (dBm)	PK EIRP Limit (dBm) (dBuV/m)	Margin (dB)
5.895	-12.90	-12.44	-1.44	15.00	-16.44
Frequency (GHz)	**AV Reading C1 (dBm)**	**AV Reading C2 (dBm)**	**AV EIRP (dBm)**	**AV Limit (dBm)**	**Margin (dB)**
5.982	-52.16	-53.42	-41.43	-27.00	-14.43

An array gain of 8.21 dBi and a duty cycle correction factor of 0.09 dBm was used in the calculation of the summed data.

UL LLC
12 Laboratory Drive, Research Triangle Park, NC 27709; USA TEL:(919)549-1400
This report shall not be reproduced except in full, without the written approval of UL LLC

2TX CHAIN 0 + CHAIN 1 MODE (Mid Gain) 5815 MHz Low BE

SUMMED BANDEDGE DATA (Pk)

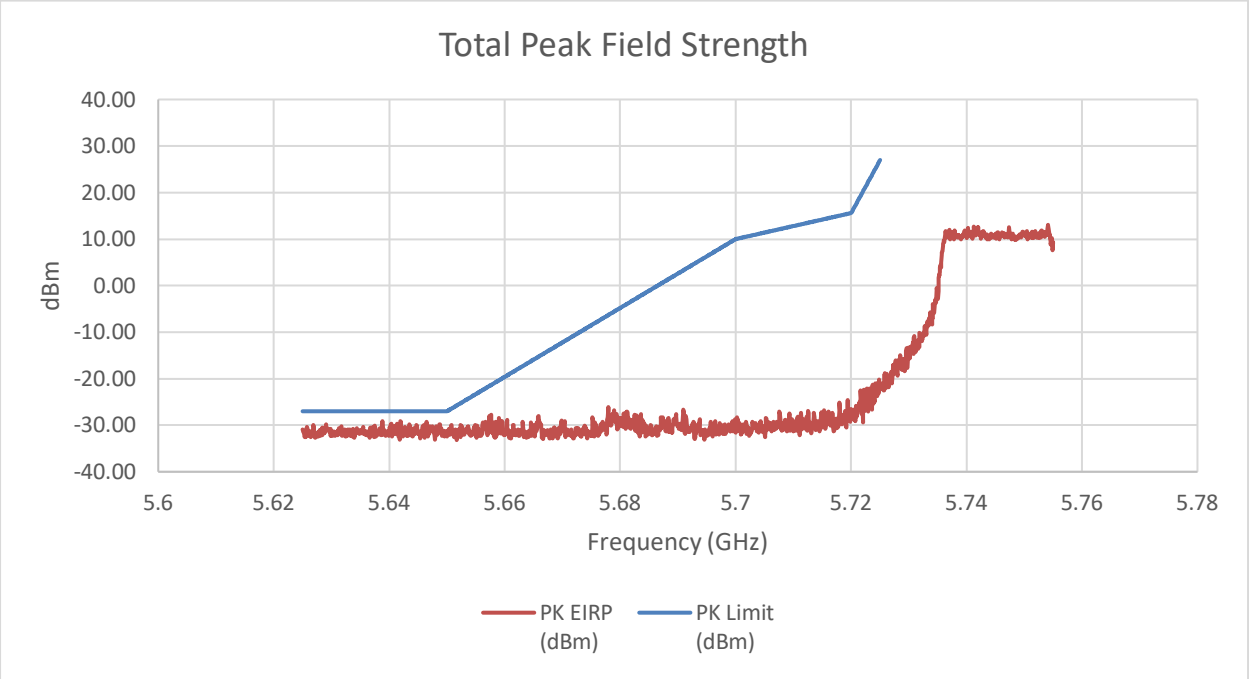

Summed Pk Data at Restricted Band

Frequency (GHz)	PK Reading C1 (dBm)	PK Reading C2 (dBm)	PK EIRP (dBm)	PK EIRP Limit (dBm) (dBuV/m)	Margin (dB)
5.64	-41.61	-43.32	-29.06	-27.00	-2.06

An array gain of 10.31 dBi was used in the calculation of the summed data.

UL LLC
12 Laboratory Drive, Research Triangle Park, NC 27709; USA TEL:(919)549-1400
This report shall not be reproduced except in full, without the written approval of UL LLC

2TX CHAIN 0 + CHAIN 1 MODE (Mid Gain) 5815 MHz High BE

SUMMED BANDEDGE DATA (Pk)

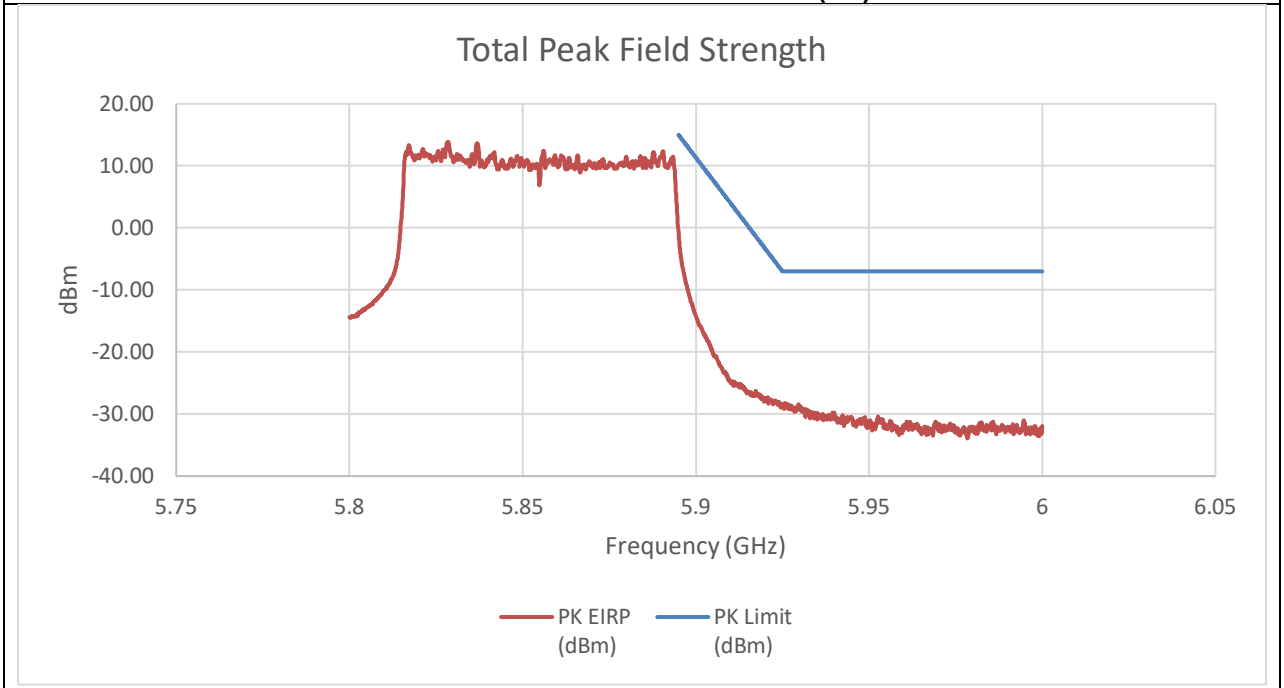

SUMMED BANDEDGE DATA (Av)

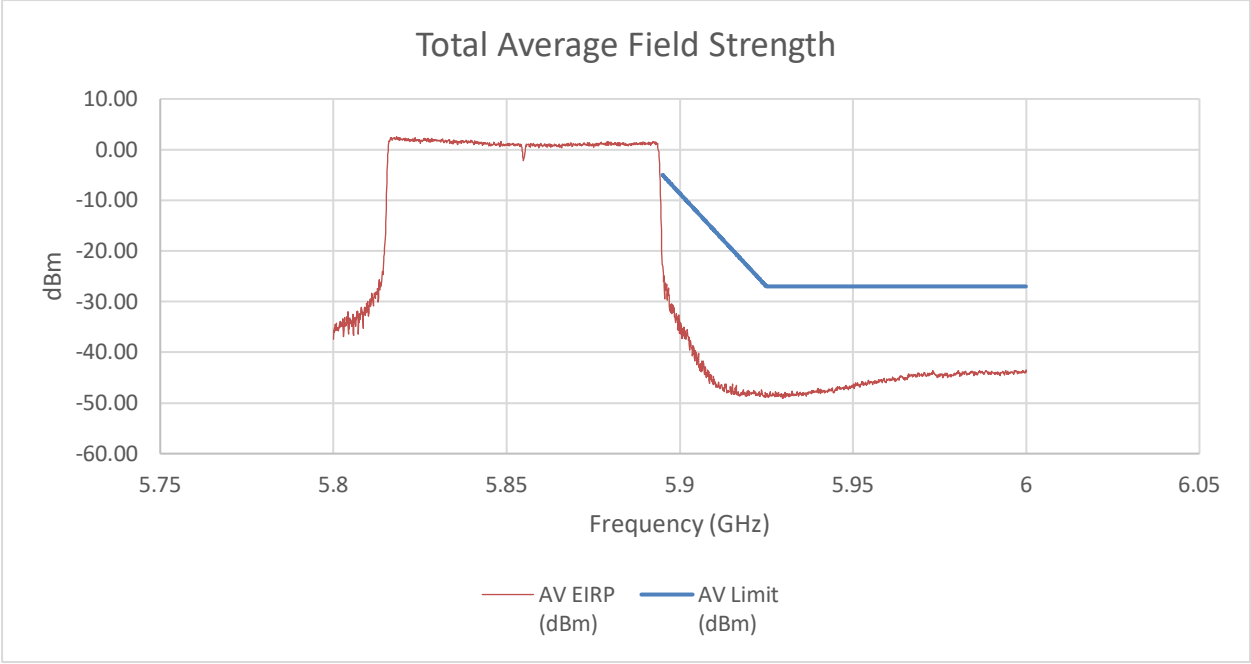

UL LLC
12 Laboratory Drive, Research Triangle Park, NC 27709; USA TEL:(919)549-1400
This report shall not be reproduced except in full, without the written approval of UL LLC

Summed Pk and Av Data at Restricted Band

Frequency (GHz)	PK Reading C1 (dBm)	PK Reading C2 (dBm)	PK EIRP (dBm)	PK EIRP Limit (dBm) (dBuV/m)	Margin (dB)
5.895	-13.88	-14.50	-0.86	15.00	-15.86
Frequency (GHz)	**AV Reading C1 (dBm)**	**AV Reading C2 (dBm)**	**AV EIRP (dBm)**	**AV Limit (dBm)**	**Margin (dB)**
6.000	-55.87	-58.34	-43.52	-27.00	-16.52

An array gain of 10.31 dBi and a duty cycle correction factor of 0.09 dBm was used in the calculation of the summed data.

UL LLC
12 Laboratory Drive, Research Triangle Park, NC 27709; USA TEL:(919)549-1400
This report shall not be reproduced except in full, without the written approval of UL LLC

2TX CHAIN 0 + CHAIN 1 MODE (High Gain) 5815 MHz Low BE

PK MEASUREMENT

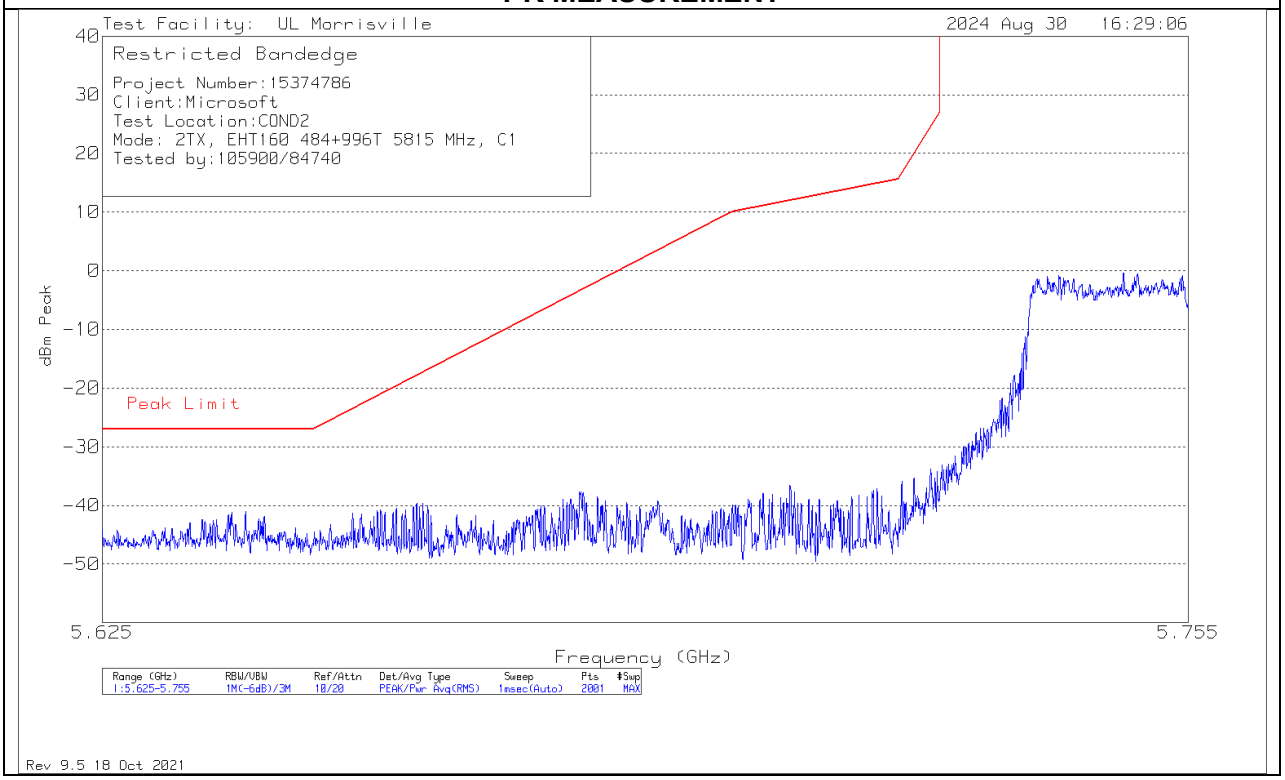

SUMMED BANDEDGE DATA (Pk)

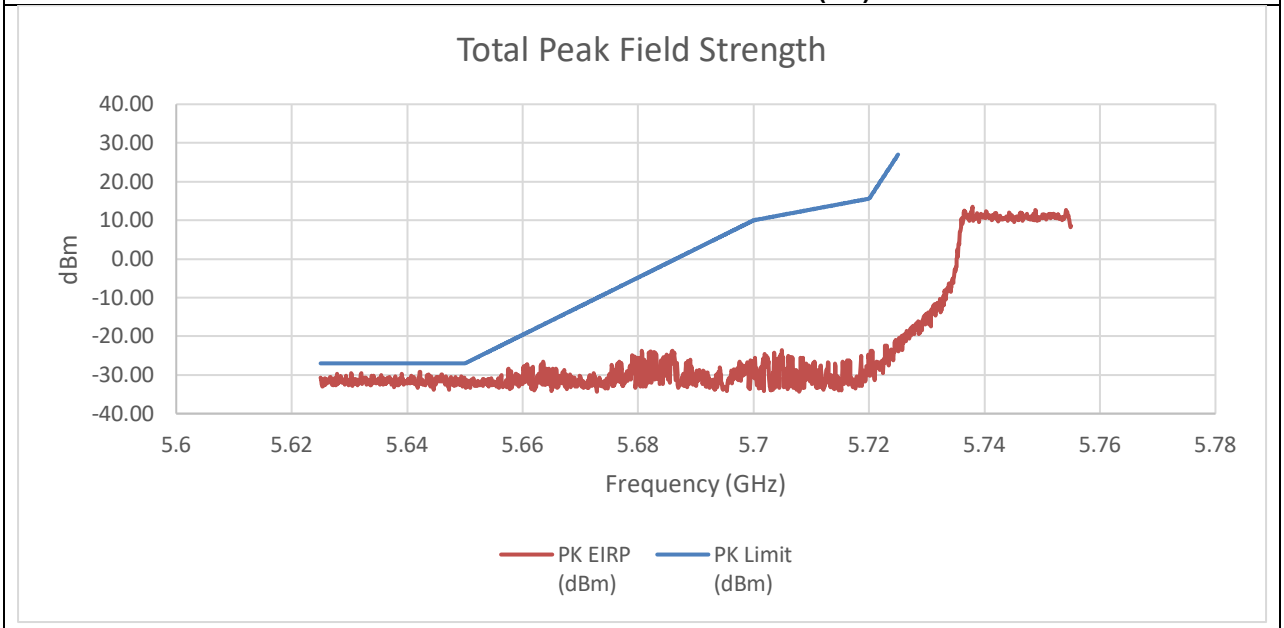

UL LLC
12 Laboratory Drive, Research Triangle Park, NC 27709; USA TEL:(919)549-1400
This report shall not be reproduced except in full, without the written approval of UL LLC

Summed Pk Data at Restricted Band

Frequency (GHz)	PK Reading C1 (dBm)	PK Reading C2 (dBm)	PK EIRP (dBm)	PK EIRP Limit (dBm) (dBuV/m)	Margin (dB)
5.64	-42.78	-45.46	-29.24	-27.00	-2.24

An array gain of 11.67 dBi was used in the calculation of the summed data.

UL LLC
12 Laboratory Drive, Research Triangle Park, NC 27709; USA TEL:(919)549-1400
This report shall not be reproduced except in full, without the written approval of UL LLC

2TX CHAIN 0 + CHAIN 1 MODE (High Gain) 5815 MHz High BE

PK MEASUREMENT

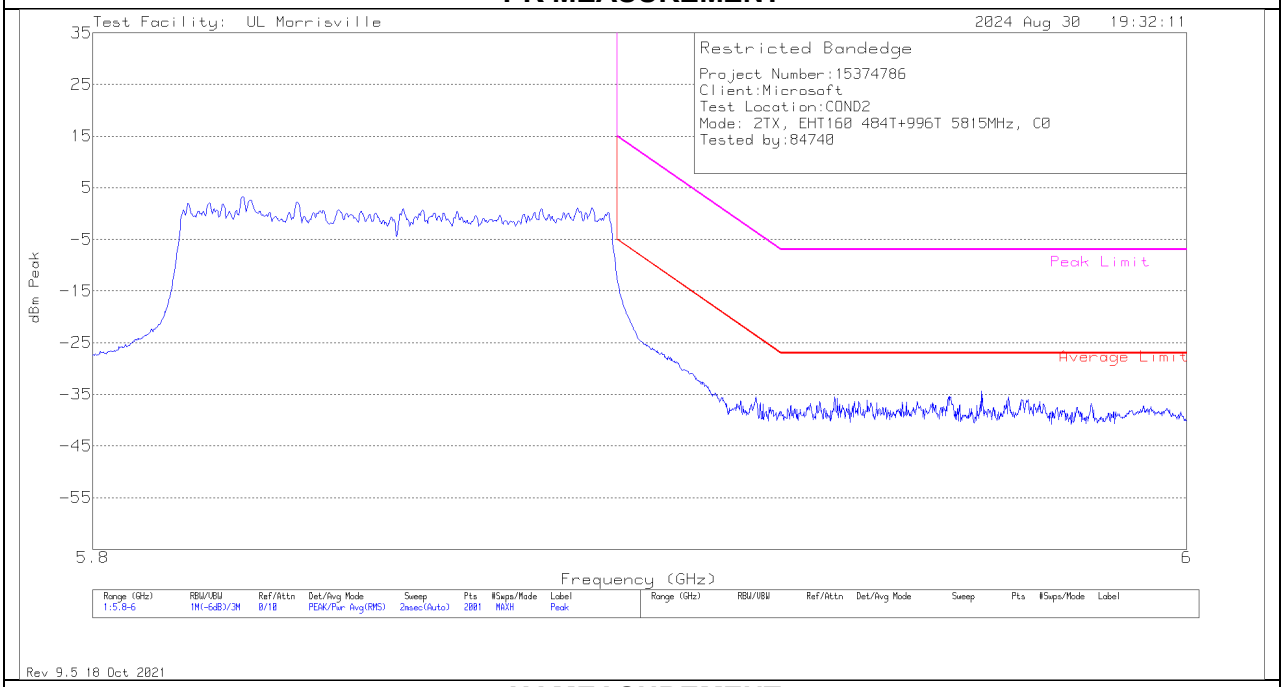

AV MEASUREMENT

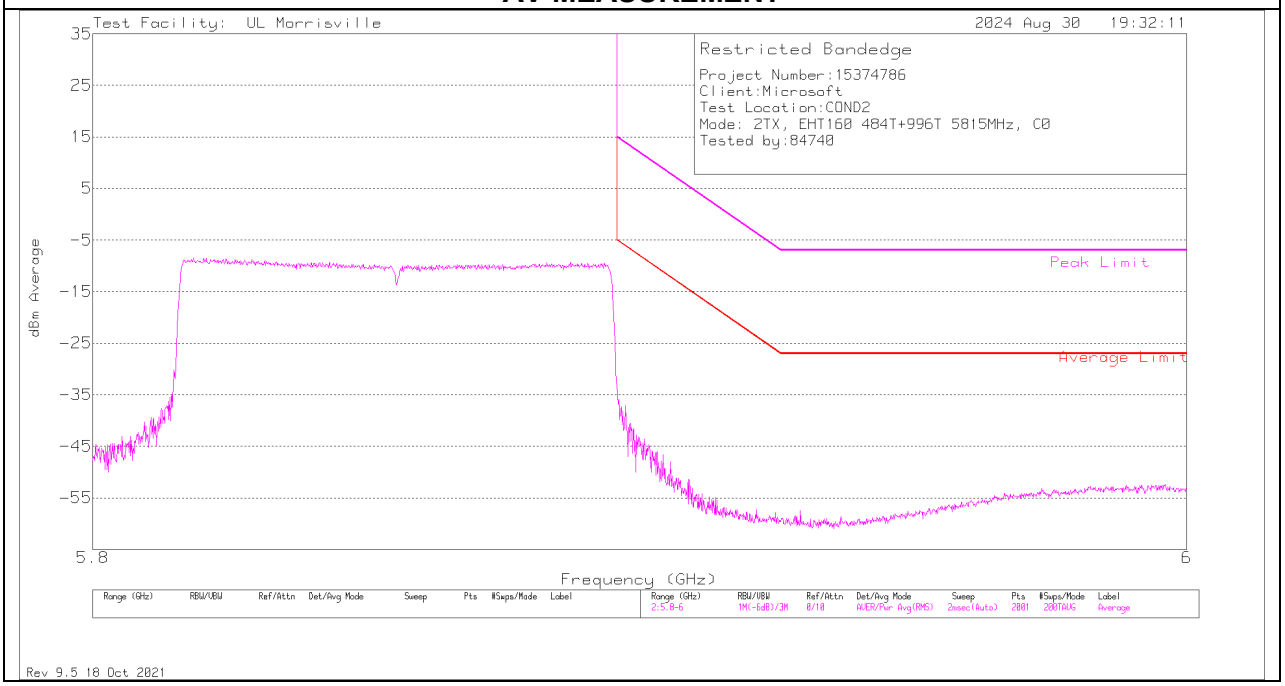

UL LLC
12 Laboratory Drive, Research Triangle Park, NC 27709; USA TEL:(919)549-1400

This report shall not be reproduced except in full, without the written approval of UL LLC

SUMMED BANDEDGE DATA (Pk)

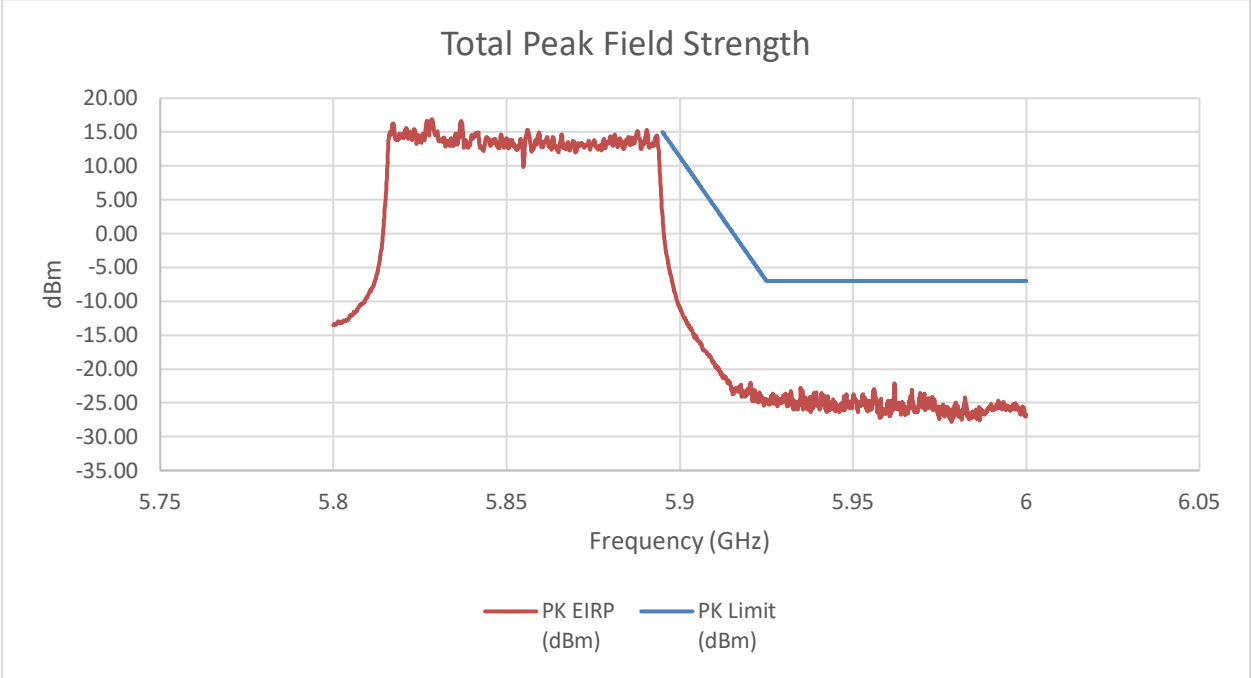

SUMMED BANDEDGE DATA (Av)

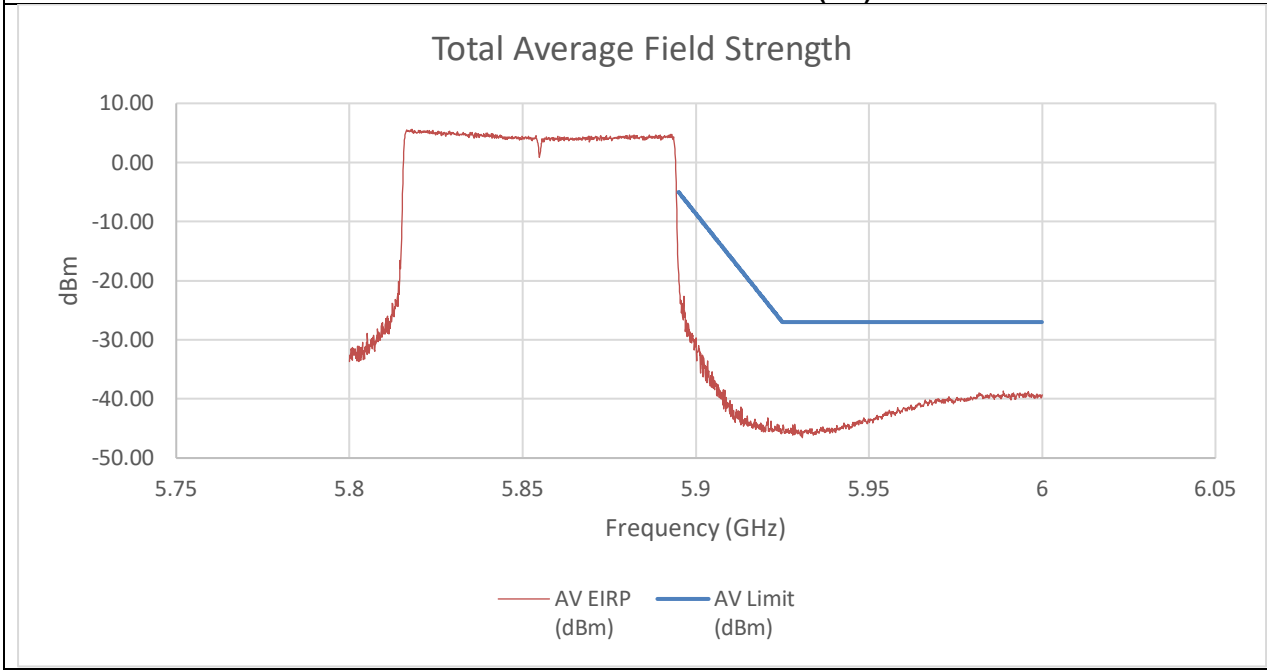

Summed Pk and Av Data at Restricted Band

Frequency (GHz)	PK Reading C1 (dBm)	PK Reading C2 (dBm)	PK EIRP (dBm)	PK EIRP Limit (dBm) (dBuV/m)	Margin (dB)
5.895	-12.42	-12.39	2.28	15.00	-12.72
Frequency (GHz)	**AV Reading C1 (dBm)**	**AV Reading C2 (dBm)**	**AV EIRP (dBm)**	**AV Limit (dBm)**	**Margin (dB)**
5.989	-52.59	-54.58	-38.70	-27.00	-11.70

An array gain of 11.67 dBi and a duty cycle correction factor of 0.09 dBm was used in the calculation of the summed data.

UL LLC
12 Laboratory Drive, Research Triangle Park, NC 27709; USA TEL:(919)549-1400
This report shall not be reproduced except in full, without the written approval of UL LLC

TX ABOVE 1 GHz 802.11be EHT160 996T+484T (N) MODE IN THE 5.8/5.9 GHz BAND

2TX CHAIN 0 + CHAIN 1 MODE (Low Gain) 5815 MHz Low BE

SUMMED BANDEDGE DATA (Pk)

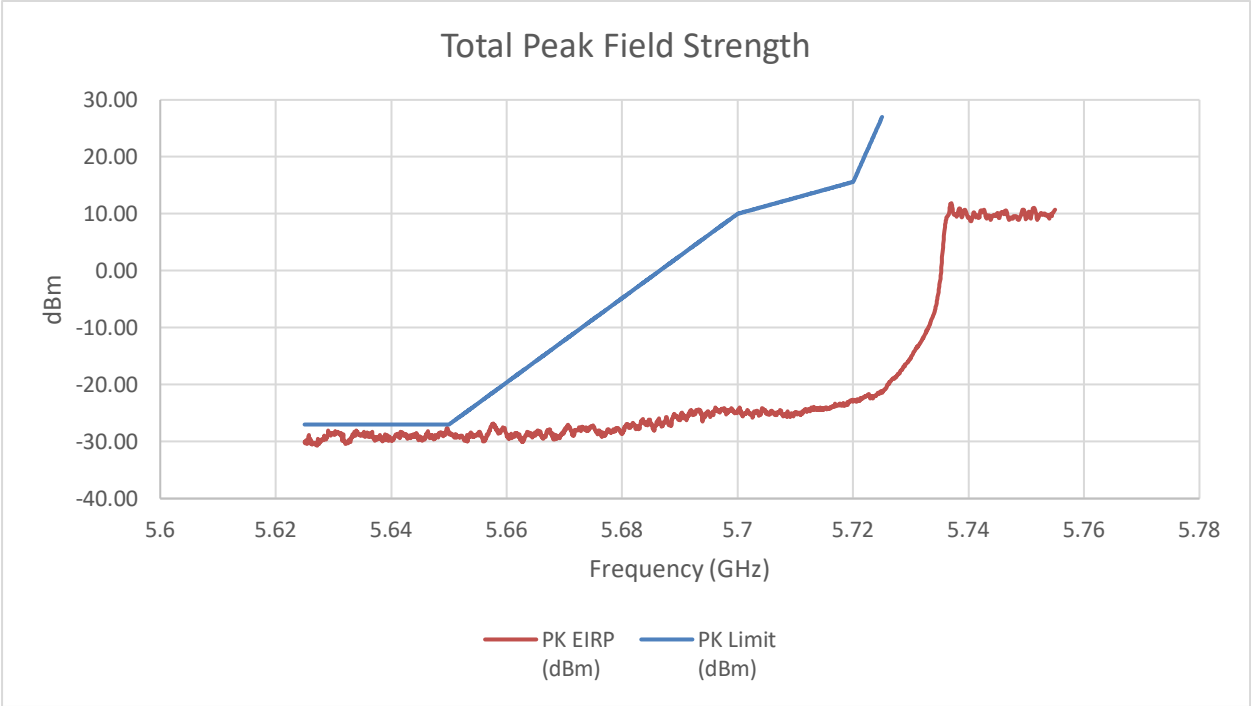

Summed Pk Data at Restricted Band

Frequency (GHz)	PK Reading C1 (dBm)	PK Reading C2 (dBm)	PK EIRP (dBm)	PK EIRP Limit (dBm) (dBuV/m)	Margin (dB)
5.65	-37.65	-40.49	-27.62	-27.00	-0.62

An array gain of 8.21 dBi was used in the calculation of the summed data.

UL LLC
12 Laboratory Drive, Research Triangle Park, NC 27709; USA TEL:(919)549-1400
This report shall not be reproduced except in full, without the written approval of UL LLC

2TX CHAIN 0 + CHAIN 1 MODE (Low Gain) 5815 MHz High BE

SUMMED BANDEDGE DATA (Pk)

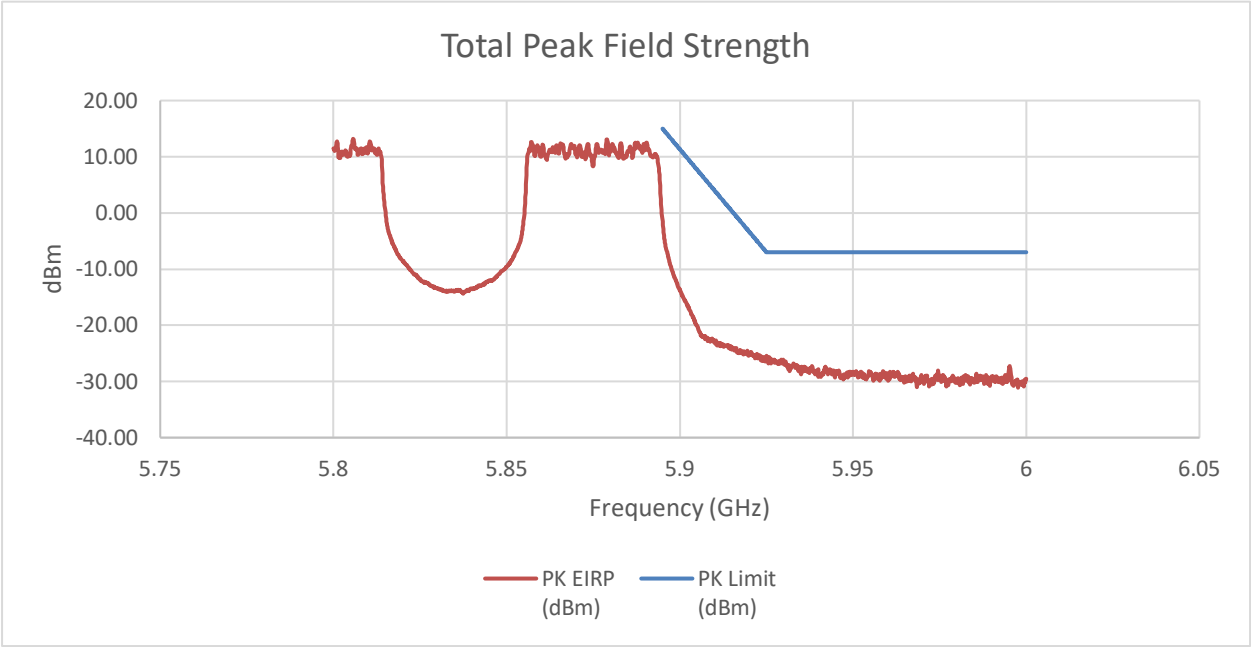

SUMMED BANDEDGE DATA (Av)

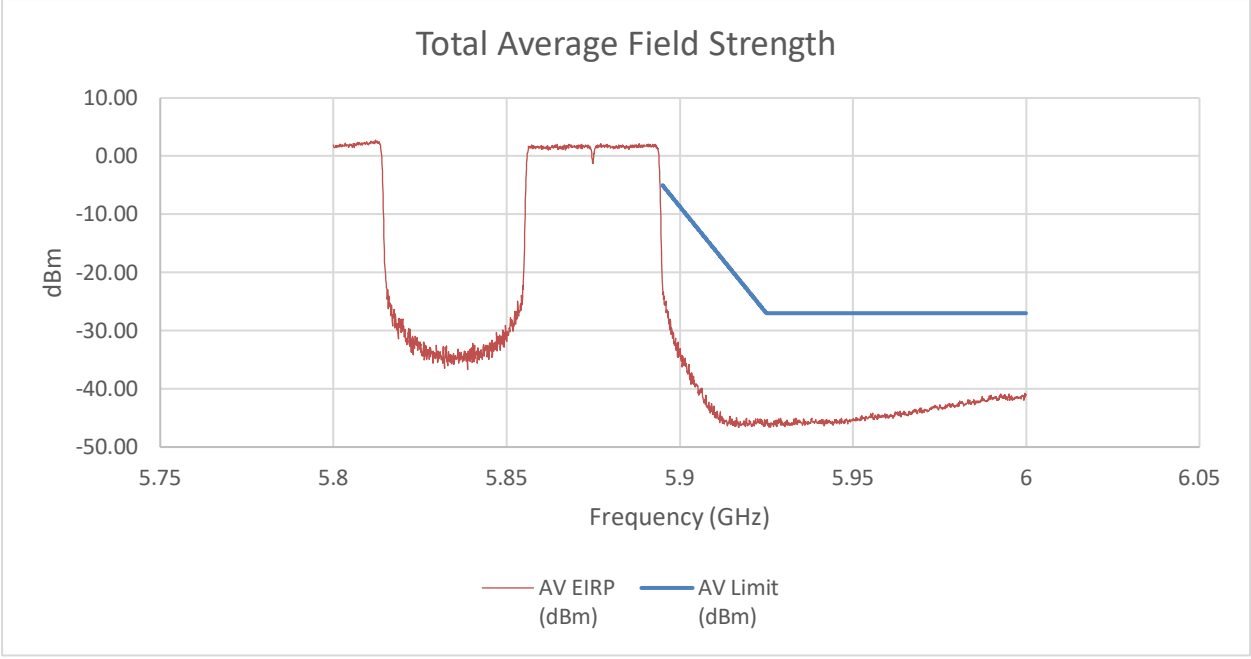

UL LLC
12 Laboratory Drive, Research Triangle Park, NC 27709; USA TEL:(919)549-1400
This report shall not be reproduced except in full, without the written approval of UL LLC

Summed Pk and Av Data at Restricted Band

Frequency (GHz)	PK Reading C1 (dBm)	PK Reading C2 (dBm)	PK EIRP (dBm)	PK EIRP Limit (dBm) (dBuV/m)	Margin (dB)
5.895	-12.99	-12.46	-1.50	15.00	-16.50
Frequency (GHz)	**AV Reading C1 (dBm)**	**AV Reading C2 (dBm)**	**AV EIRP (dBm)**	**AV Limit (dBm)**	**Margin (dB)**
6.000	-51.87	-52.33	-40.78	-27.00	-13.78

An array gain of 8.21 dBi and a duty cycle correction factor of 0.09 dBm was used in the calculation of the summed data.

UL LLC
12 Laboratory Drive, Research Triangle Park, NC 27709; USA TEL:(919)549-1400
This report shall not be reproduced except in full, without the written approval of UL LLC

2TX CHAIN 0 + CHAIN 1 MODE (Mid Gain) 5815 MHz Low BE

SUMMED BANDEDGE DATA (Pk)

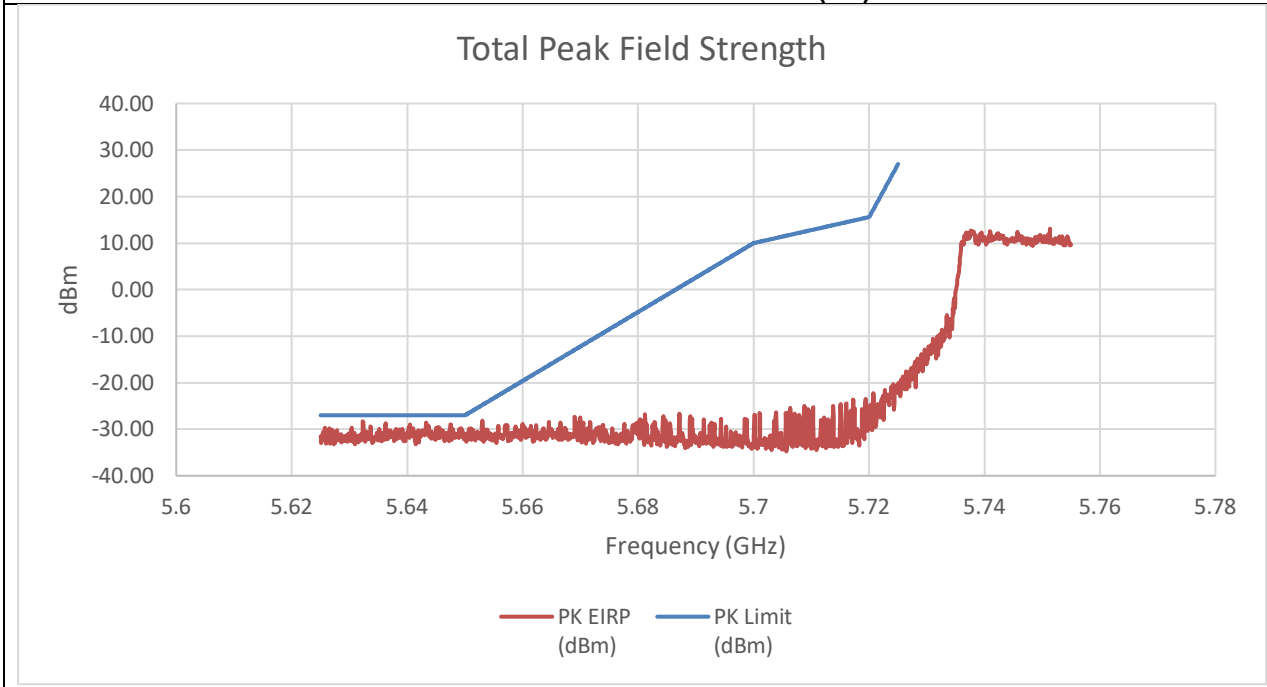

Summed Pk Data at Restricted Band

Frequency (GHz)	PK Reading C1 (dBm)	PK Reading C2 (dBm)	PK EIRP (dBm)	PK EIRP Limit (dBm) (dBuV/m)	Margin (dB)
5.63	-39.46	-46.44	-28.36	-27.00	-1.36

An array gain of 10.31 dBi was used in the calculation of the summed data.

UL LLC
12 Laboratory Drive, Research Triangle Park, NC 27709; USA TEL:(919)549-1400
This report shall not be reproduced except in full, without the written approval of UL LLC

2TX CHAIN 0 + CHAIN 1 MODE (Mid Gain) 5815 MHz High BE

SUMMED BANDEDGE DATA (Pk)

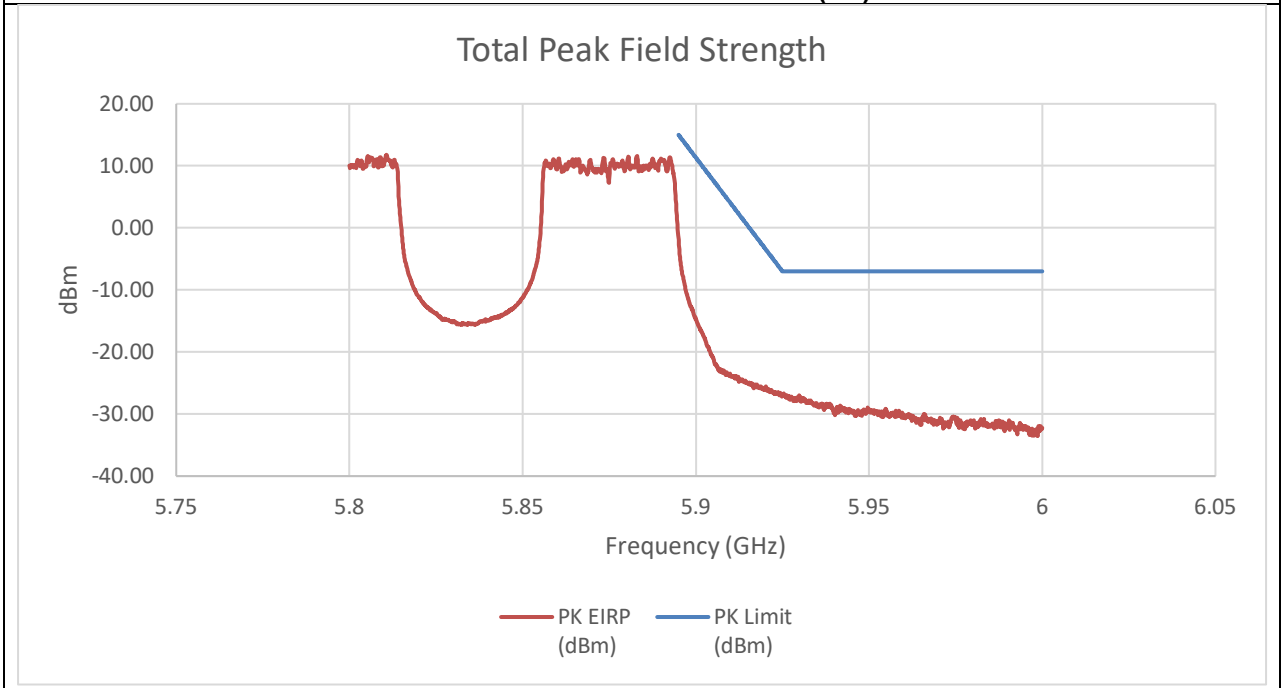

SUMMED BANDEDGE DATA (Av)

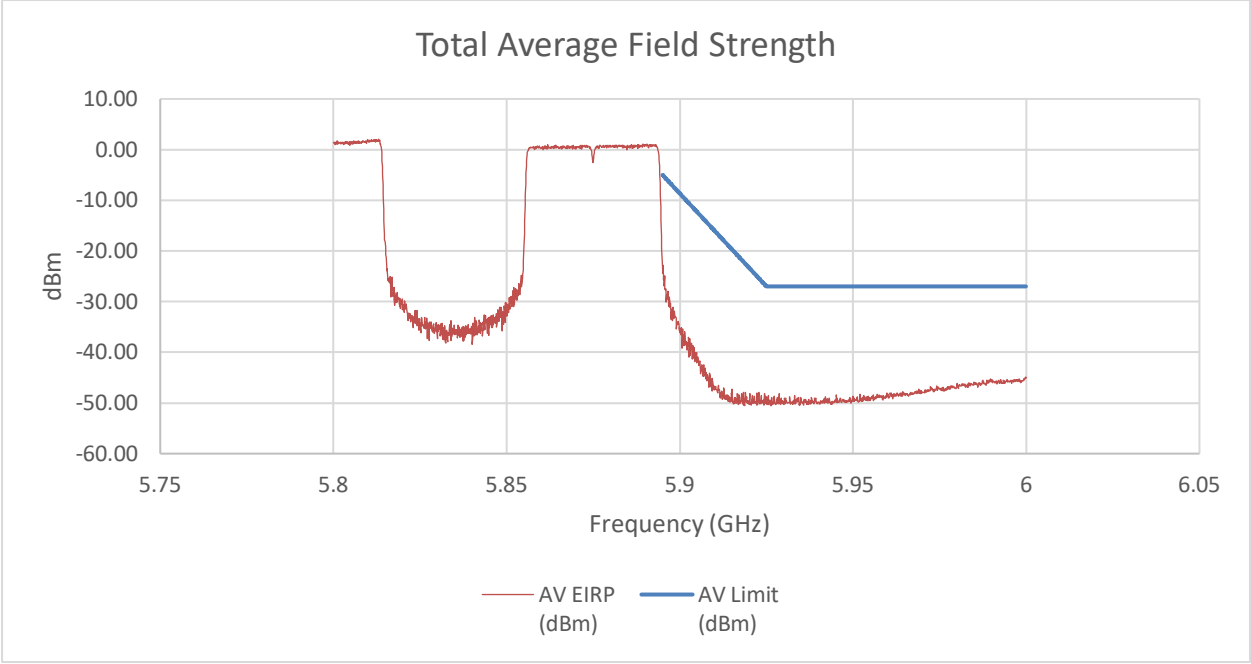

UL LLC
12 Laboratory Drive, Research Triangle Park, NC 27709; USA TEL:(919)549-1400
This report shall not be reproduced except in full, without the written approval of UL LLC

Summed Pk and Av Data at Restricted Band

Frequency (GHz)	PK Reading C1 (dBm)	PK Reading C2 (dBm)	PK EIRP (dBm)	PK EIRP Limit (dBm) (dBuV/m)	Margin (dB)
5.895	-15.83	-14.74	-1.93	15.00	-16.93
Frequency (GHz)	**AV Reading C1 (dBm)**	**AV Reading C2 (dBm)**	**AV EIRP (dBm)**	**AV Limit (dBm)**	**Margin (dB)**
5.895	-36.88	-35.64	-22.81	-5.07	-17.73

An array gain of 10.31 dBi and a duty cycle correction factor of 0.09 dBm was used in the calculation of the summed data.

UL LLC
12 Laboratory Drive, Research Triangle Park, NC 27709; USA TEL:(919)549-1400
This report shall not be reproduced except in full, without the written approval of UL LLC

2TX CHAIN 0 + CHAIN 1 MODE (High Gain) 5815 MHz Low BE

PK MEASUREMENT

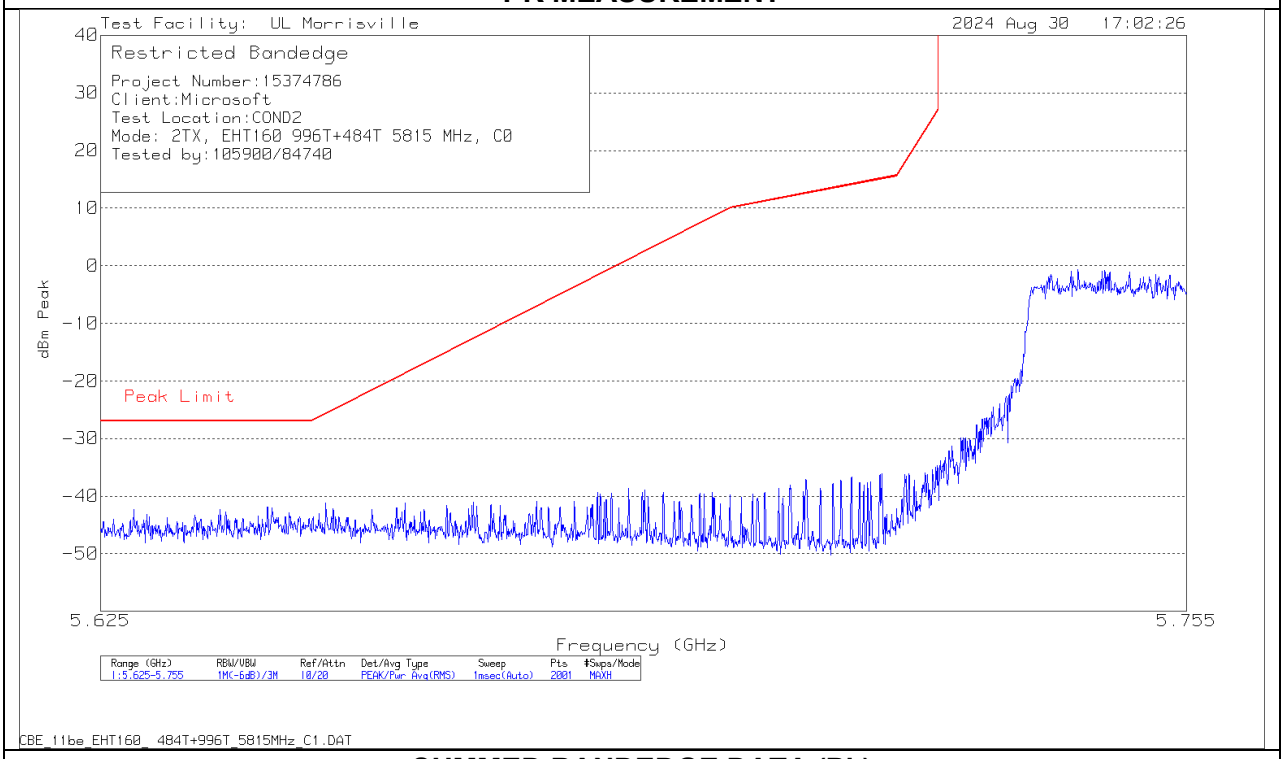

SUMMED BANDEDGE DATA (Pk)

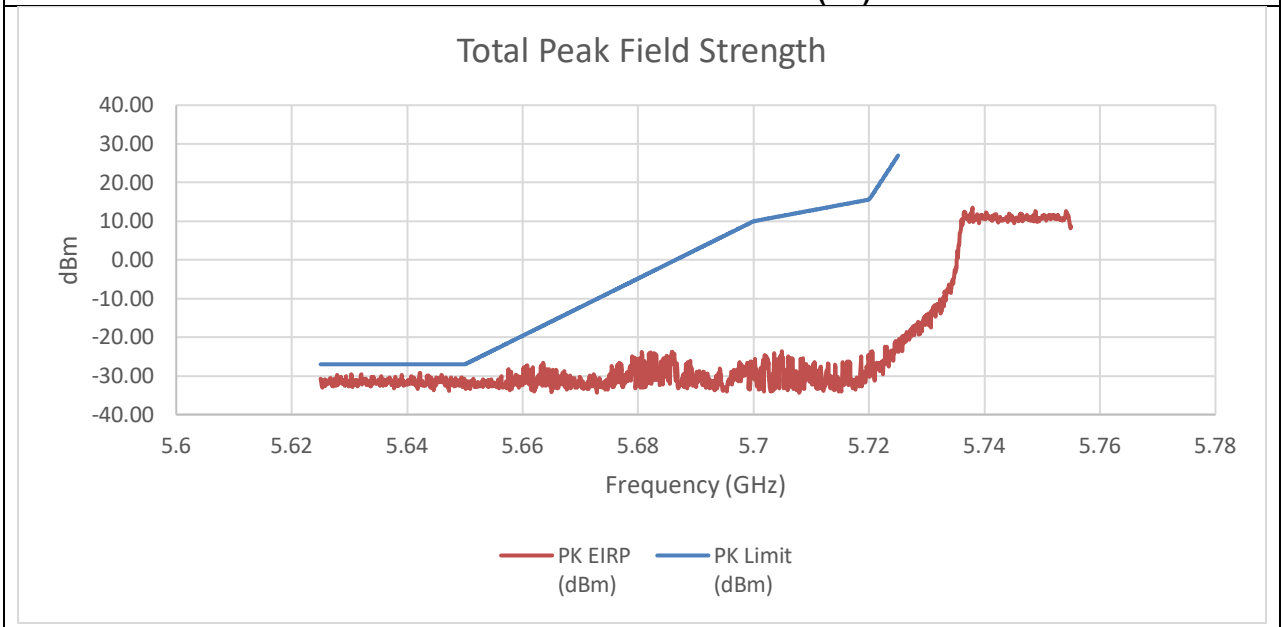

Summed Pk Data at Restricted Band

Frequency (GHz)	PK Reading C1 (dBm)	PK Reading C2 (dBm)	PK EIRP (dBm)	PK EIRP Limit (dBm) (dBuV/m)	Margin (dB)
5.64	-42.78	-45.46	-29.24	-27.00	-2.24

An array gain of 11.67 dBi was used in the calculation of the summed data.

UL LLC
12 Laboratory Drive, Research Triangle Park, NC 27709; USA TEL:(919)549-1400
This report shall not be reproduced except in full, without the written approval of UL LLC

2TX CHAIN 0 + CHAIN 1 MODE (High Gain) 5815 MHz High BE

PK MEASUREMENT

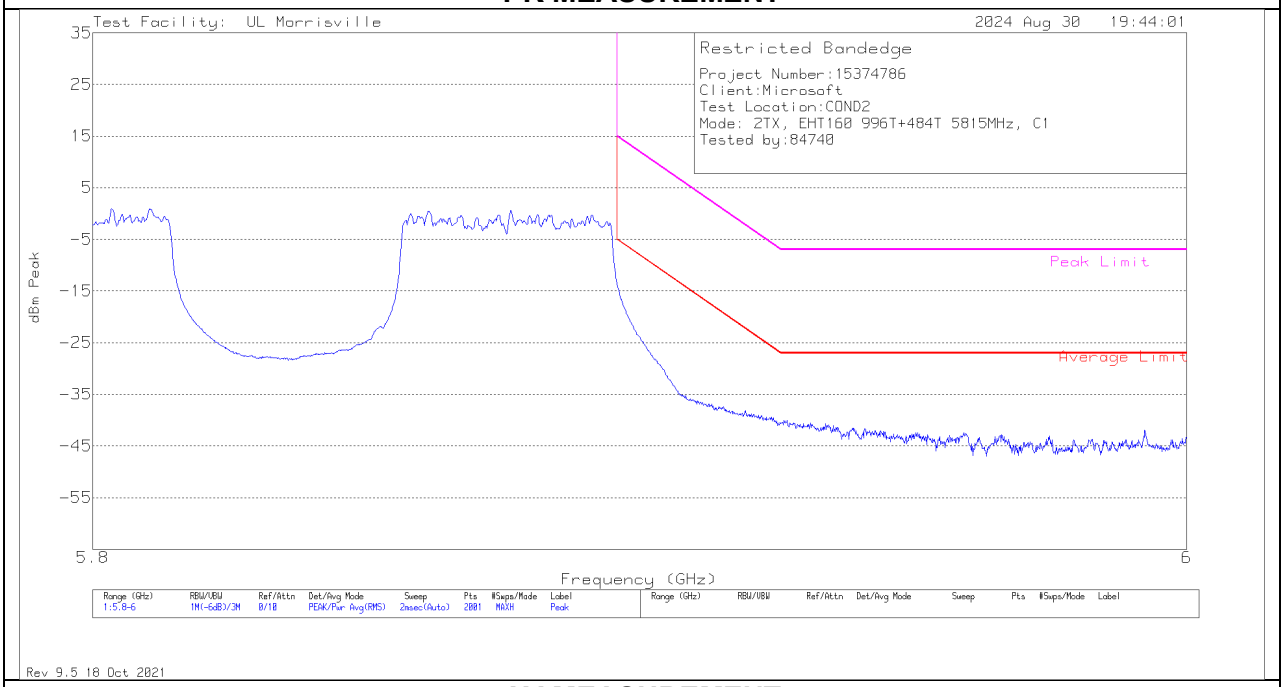

AV MEASUREMENT

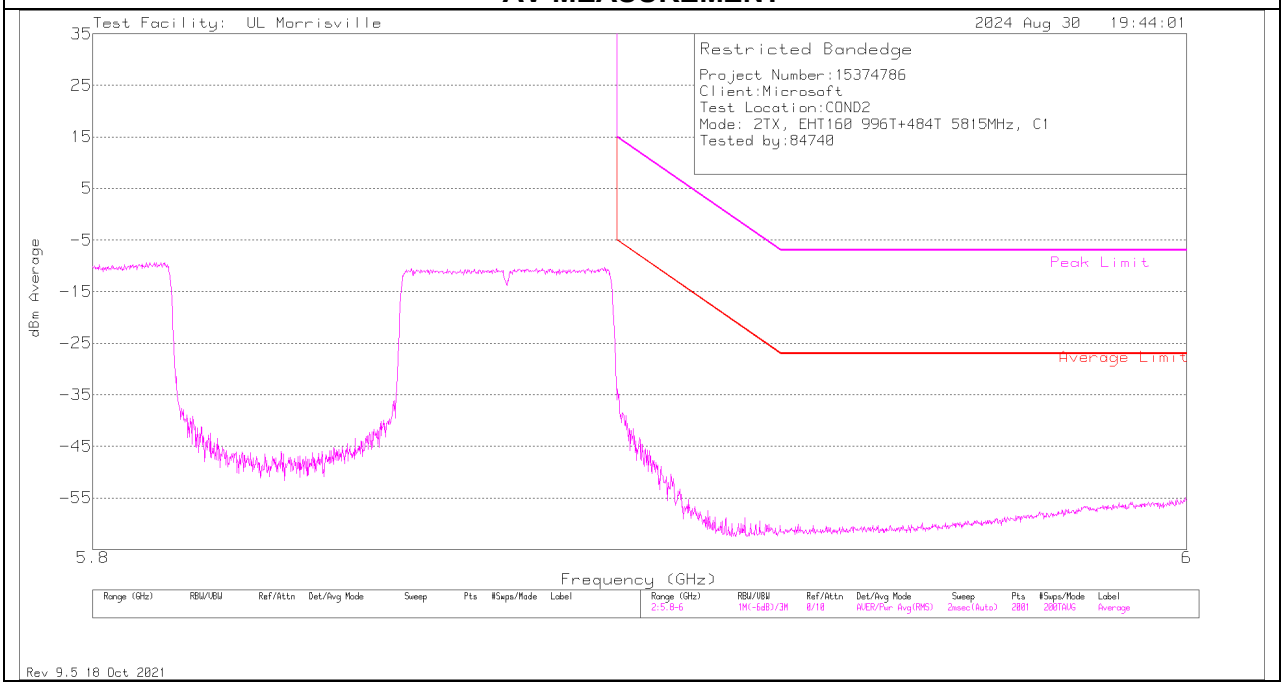

UL LLC
12 Laboratory Drive, Research Triangle Park, NC 27709; USA TEL:(919)549-1400

This report shall not be reproduced except in full, without the written approval of UL LLC

SUMMED BANDEDGE DATA (Pk)

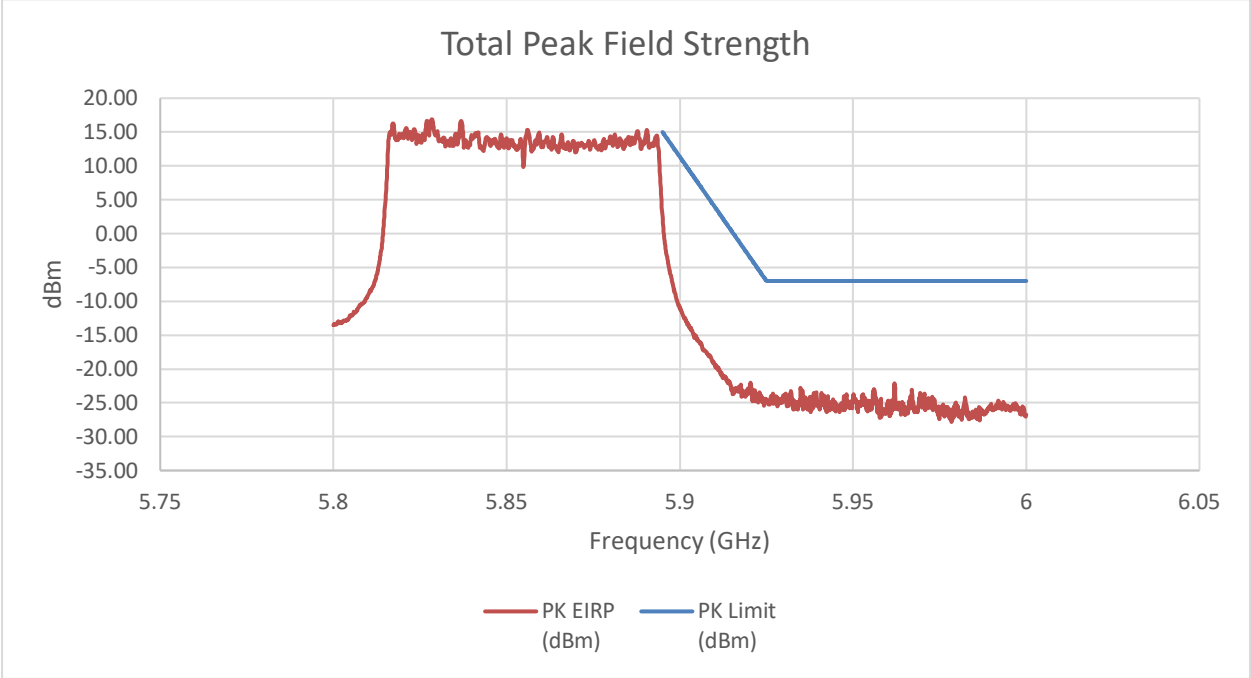

SUMMED BANDEDGE DATA (Av)

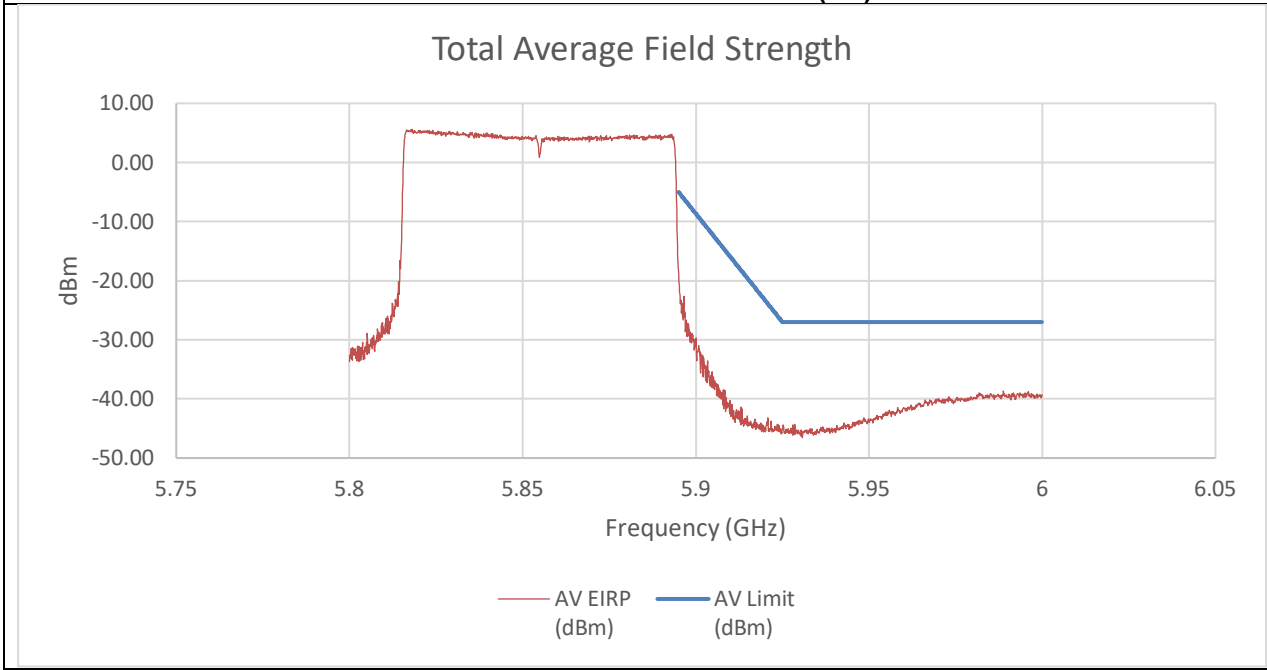

Summed Pk and Av Data at Restricted Band

Frequency (GHz)	PK Reading C1 (dBm)	PK Reading C2 (dBm)	PK EIRP (dBm)	PK EIRP Limit (dBm) (dBuV/m)	Margin (dB)
5.895	-12.42	-12.39	2.28	15.00	-12.72
Frequency (GHz)	**AV Reading C1 (dBm)**	**AV Reading C2 (dBm)**	**AV EIRP (dBm)**	**AV Limit (dBm)**	**Margin (dB)**
5.989	-52.59	-54.58	-38.70	-27.00	-11.70

An array gain of 11.67 dBi and a duty cycle correction factor of 0.09 dBm was used in the calculation of the summed data.

UL LLC
12 Laboratory Drive, Research Triangle Park, NC 27709; USA TEL:(919)549-1400
This report shall not be reproduced except in full, without the written approval of UL LLC

TX ABOVE 1 GHz 802.11be EHT160 996T+484T+242T (C) PUNCTURED MODE IN THE 5.8/5.9 GHz BAND

2TX CHAIN 0 + CHAIN 1 MODE (Low Gain) 5815 MHz Low BE

SUMMED BANDEDGE DATA (Pk)

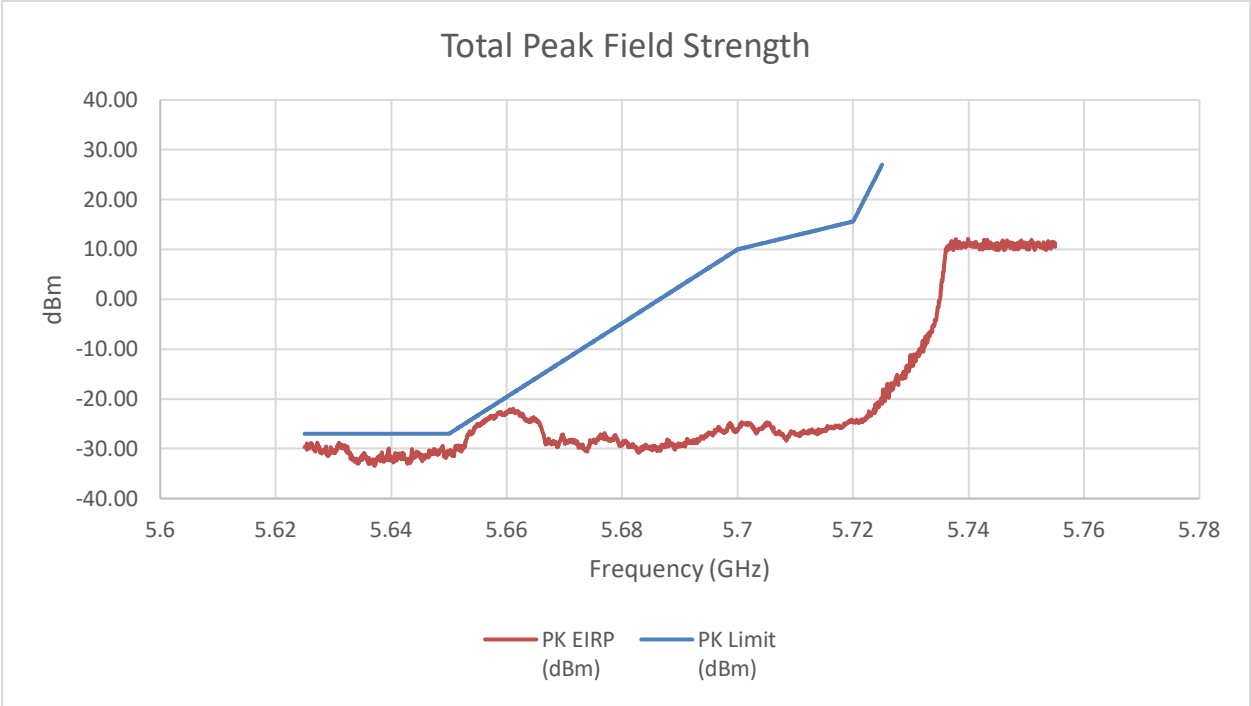

Summed Pk Data at Restricted Band

Frequency (GHz)	PK Reading C1 (dBm)	PK Reading C2 (dBm)	PK EIRP (dBm)	PK EIRP Limit (dBm) (dBuV/m)	Margin (dB)
5.65	-34.55	-39.30	-25.09	-23.39	-1.69

An array gain of 8.21 dBi was used in the calculation of the summed data.

UL LLC
12 Laboratory Drive, Research Triangle Park, NC 27709; USA TEL:(919)549-1400
This report shall not be reproduced except in full, without the written approval of UL LLC

2TX CHAIN 0 + CHAIN 1 MODE (Low Gain) 5815 MHz High BE

SUMMED BANDEDGE DATA (Pk)

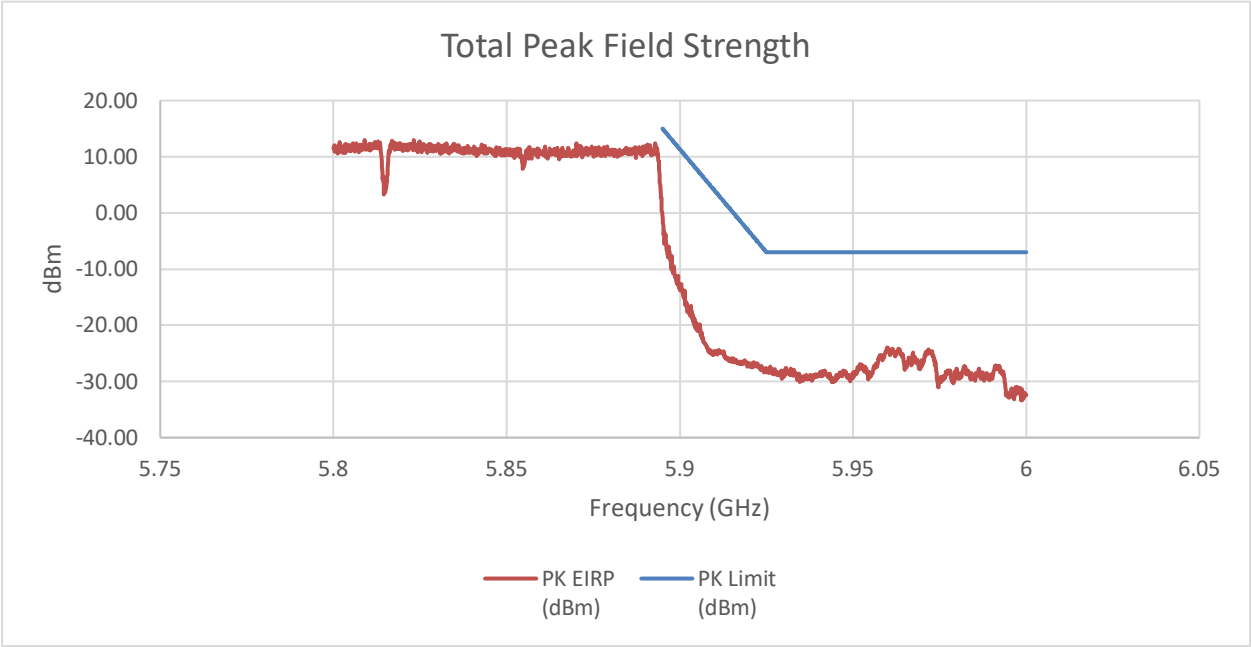

SUMMED BANDEDGE DATA (Av)

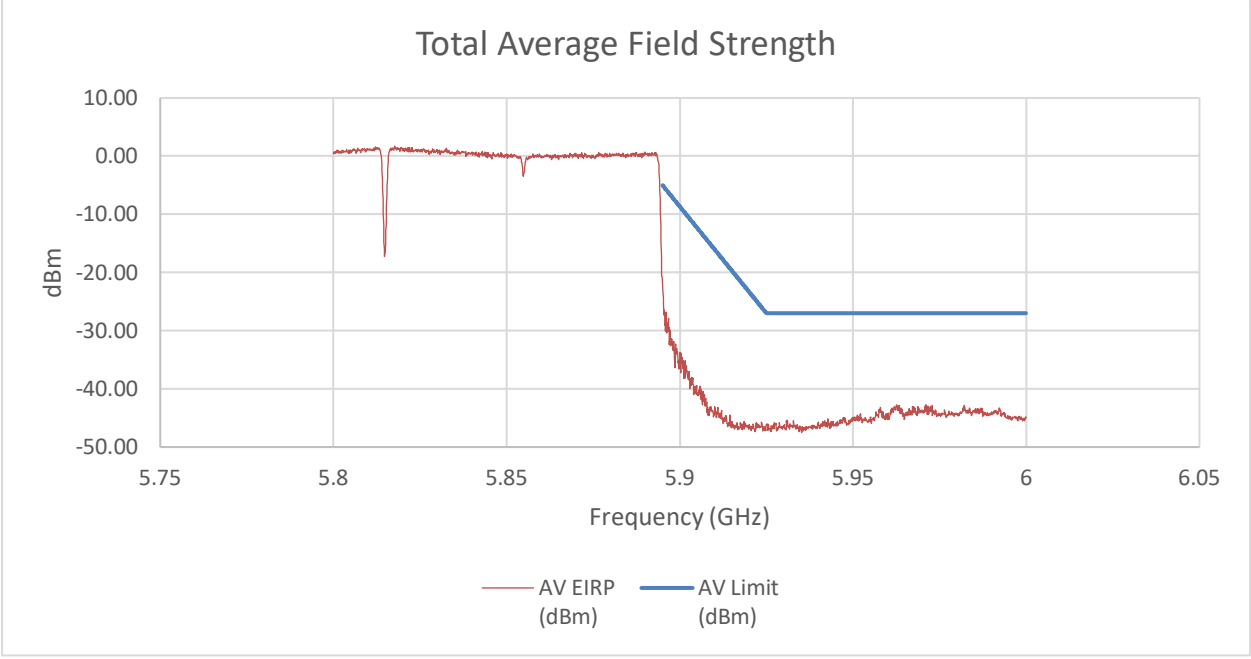

UL LLC
12 Laboratory Drive, Research Triangle Park, NC 27709; USA TEL:(919)549-1400
This report shall not be reproduced except in full, without the written approval of UL LLC

Summed Pk and Av Data at Restricted Band

Frequency (GHz)	PK Reading C1 (dBm)	PK Reading C2 (dBm)	PK EIRP (dBm)	PK EIRP Limit (dBm) (dBuV/m)	Margin (dB)
5.895	-11.41	-13.66	-1.17	15.00	-16.17
Frequency (GHz)	**AV Reading C1 (dBm)**	**AV Reading C2 (dBm)**	**AV EIRP (dBm)**	**AV Limit (dBm)**	**Margin (dB)**
5.971	-52.35	-56.57	-42.75	-27.00	-15.75

An array gain of 8.21 dBi was used in the calculation of the summed data.

UL LLC
12 Laboratory Drive, Research Triangle Park, NC 27709; USA TEL:(919)549-1400
This report shall not be reproduced except in full, without the written approval of UL LLC

2TX CHAIN 0 + CHAIN 1 MODE (Mid Gain) 5815 MHz Low BE

SUMMED BANDEDGE DATA (Pk)

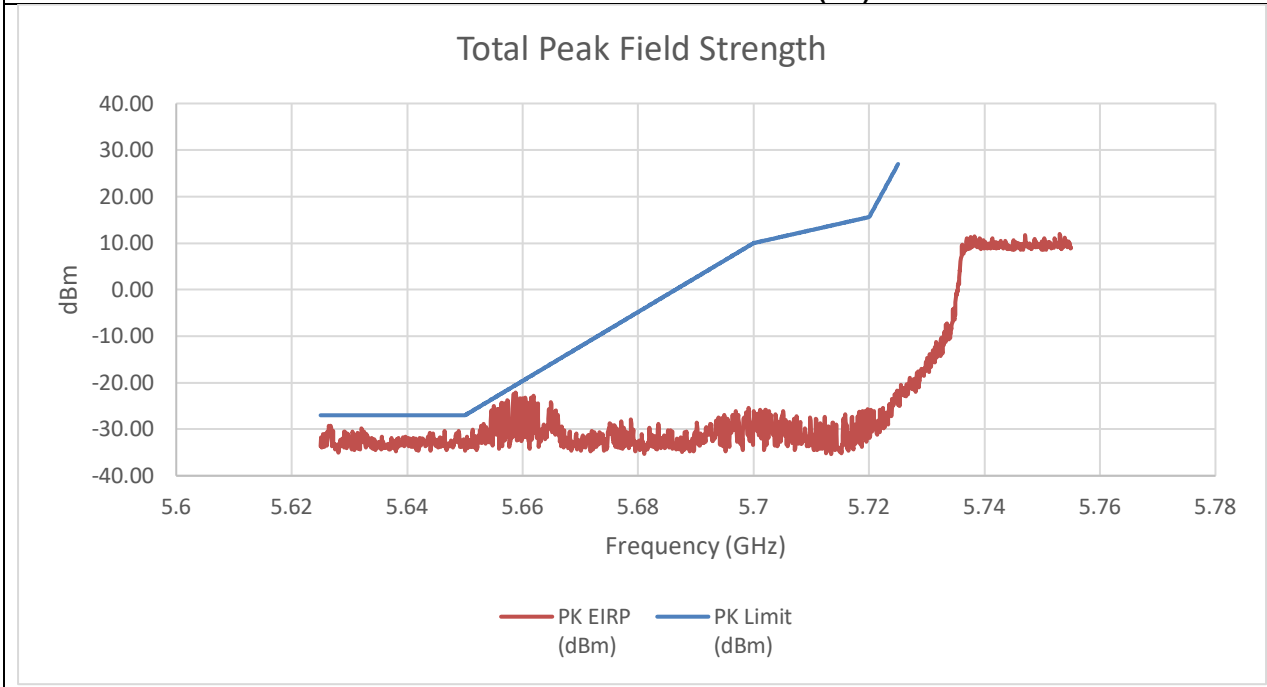

Summed Pk Data at Restricted Band

Frequency (GHz)	PK Reading C1 (dBm)	PK Reading C2 (dBm)	PK EIRP (dBm)	PK EIRP Limit (dBm) (dBuV/m)	Margin (dB)
5.66	-39.30	-33.76	-22.38	-20.79	-1.59

An array gain of 10.31 dBi was used in the calculation of the summed data.

UL LLC
12 Laboratory Drive, Research Triangle Park, NC 27709; USA TEL:(919)549-1400
This report shall not be reproduced except in full, without the written approval of UL LLC

2TX CHAIN 0 + CHAIN 1 MODE (Mid Gain) 5815 MHz High BE

SUMMED BANDEDGE DATA (Pk)

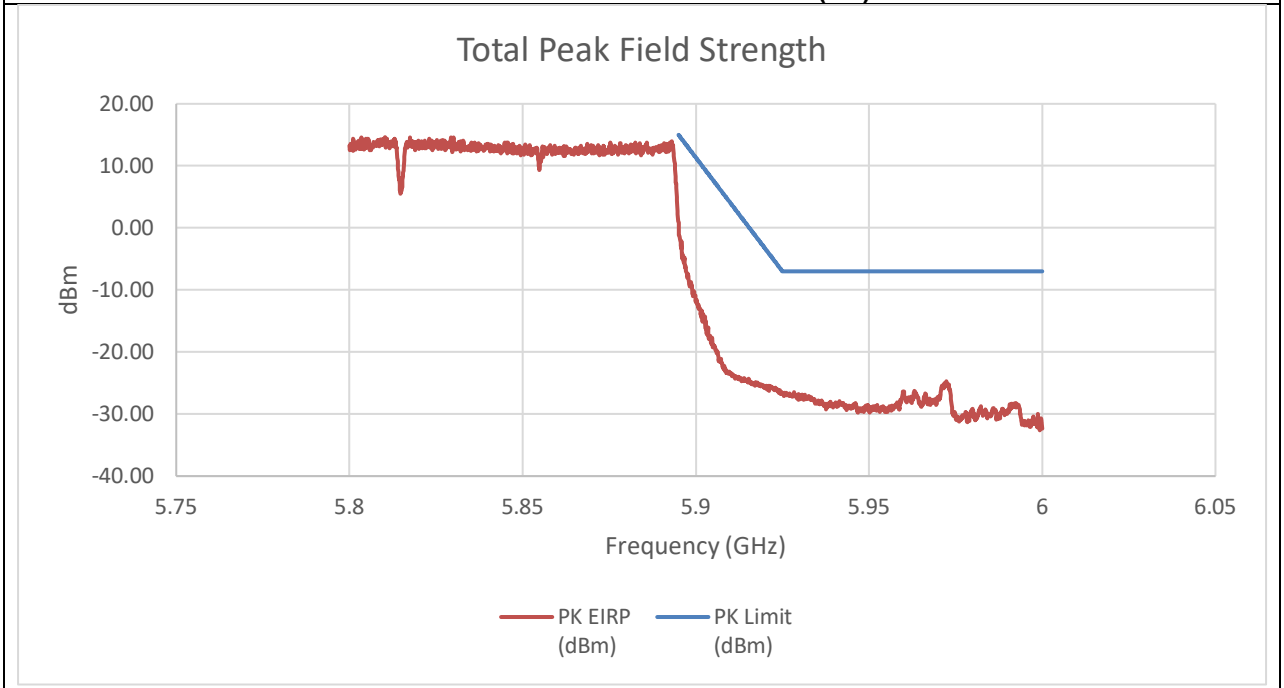

SUMMED BANDEDGE DATA (Av)

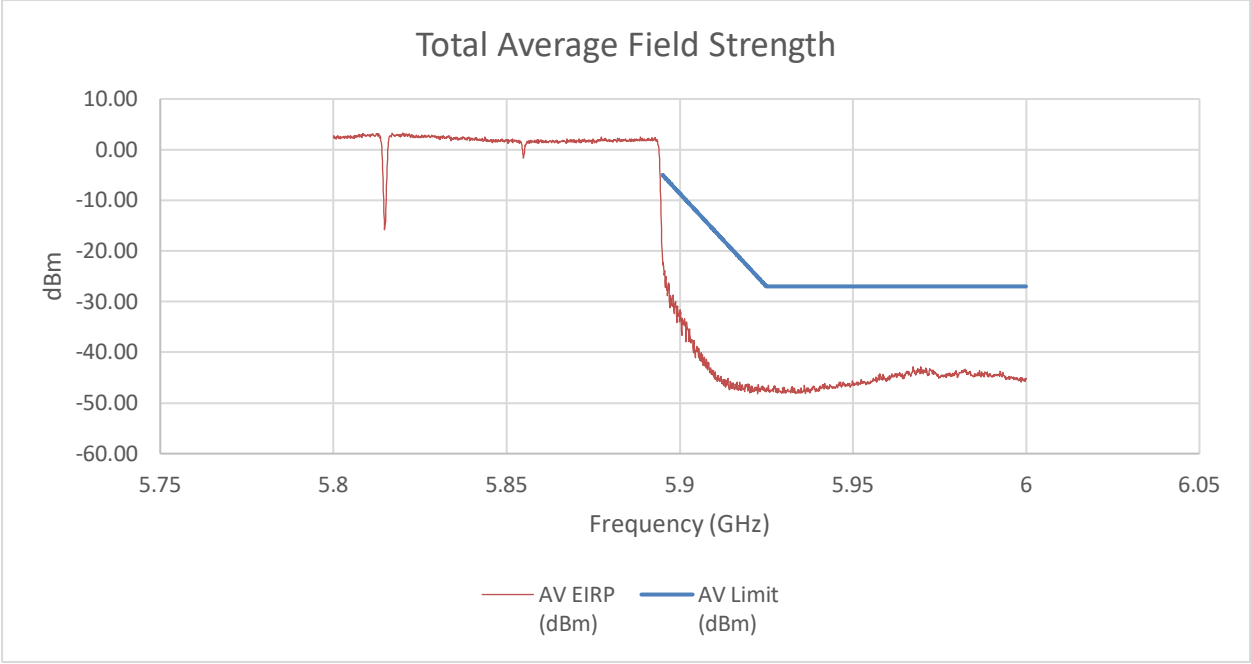

UL LLC
12 Laboratory Drive, Research Triangle Park, NC 27709; USA TEL:(919)549-1400
This report shall not be reproduced except in full, without the written approval of UL LLC

Summed Pk and Av Data at Restricted Band

Frequency (GHz)	PK Reading C1 (dBm)	PK Reading C2 (dBm)	PK EIRP (dBm)	PK EIRP Limit (dBm) (dBuV/m)	Margin (dB)
5.895	-11.74	-13.32	0.86	15.00	-14.14
Frequency (GHz)	**AV Reading C1 (dBm)**	**AV Reading C2 (dBm)**	**AV EIRP (dBm)**	**AV Limit (dBm)**	**Margin (dB)**
5.967	-55.87	-56.39	-42.80	-27.00	-15.80

An array gain of 10.31 dBi was used in the calculation of the summed data.

UL LLC
12 Laboratory Drive, Research Triangle Park, NC 27709; USA TEL:(919)549-1400
This report shall not be reproduced except in full, without the written approval of UL LLC

2TX CHAIN 0 + CHAIN 1 MODE (High Gain) 5815 MHz Low BE

PK MEASUREMENT

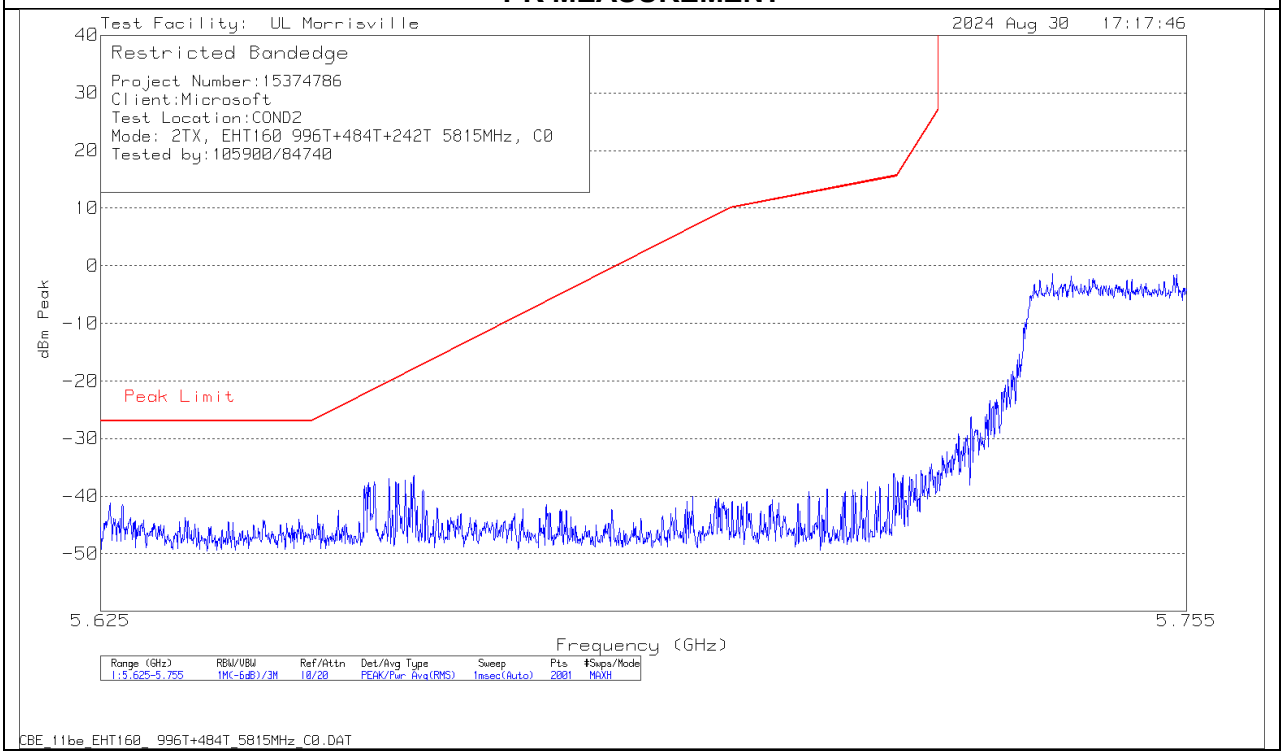

SUMMED BANDEDGE DATA (Pk)

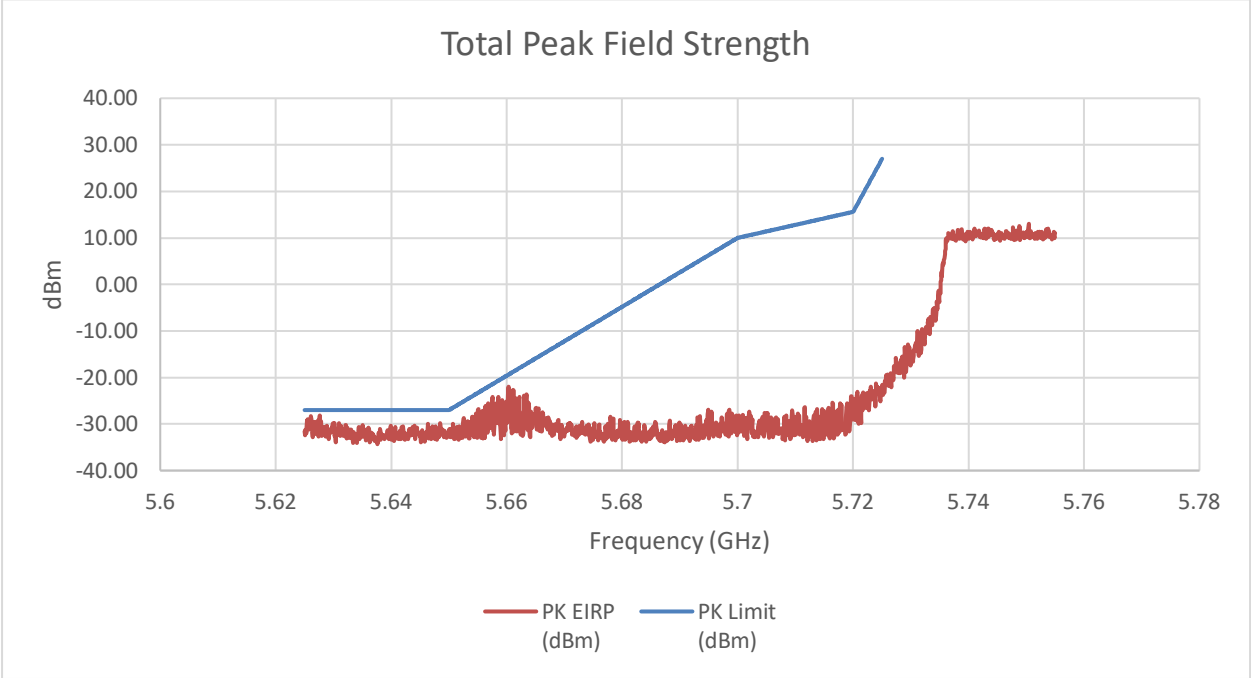

UL LLC
12 Laboratory Drive, Research Triangle Park, NC 27709; USA TEL:(919)549-1400
This report shall not be reproduced except in full, without the written approval of UL LLC

Summed Pk Data at Restricted Band

Frequency (GHz)	PK Reading C1 (dBm)	PK Reading C2 (dBm)	PK EIRP (dBm)	PK EIRP Limit (dBm) (dBuV/m)	Margin (dB)
5.63	-41.48	-45.02	-28.22	-27.00	-1.22

An array gain of 11.67 dBi was used in the calculation of the summed data.

UL LLC
12 Laboratory Drive, Research Triangle Park, NC 27709; USA TEL:(919)549-1400
This report shall not be reproduced except in full, without the written approval of UL LLC

2TX CHAIN 0 + CHAIN 1 MODE (High Gain) 5815 MHz High BE

PK MEASUREMENT

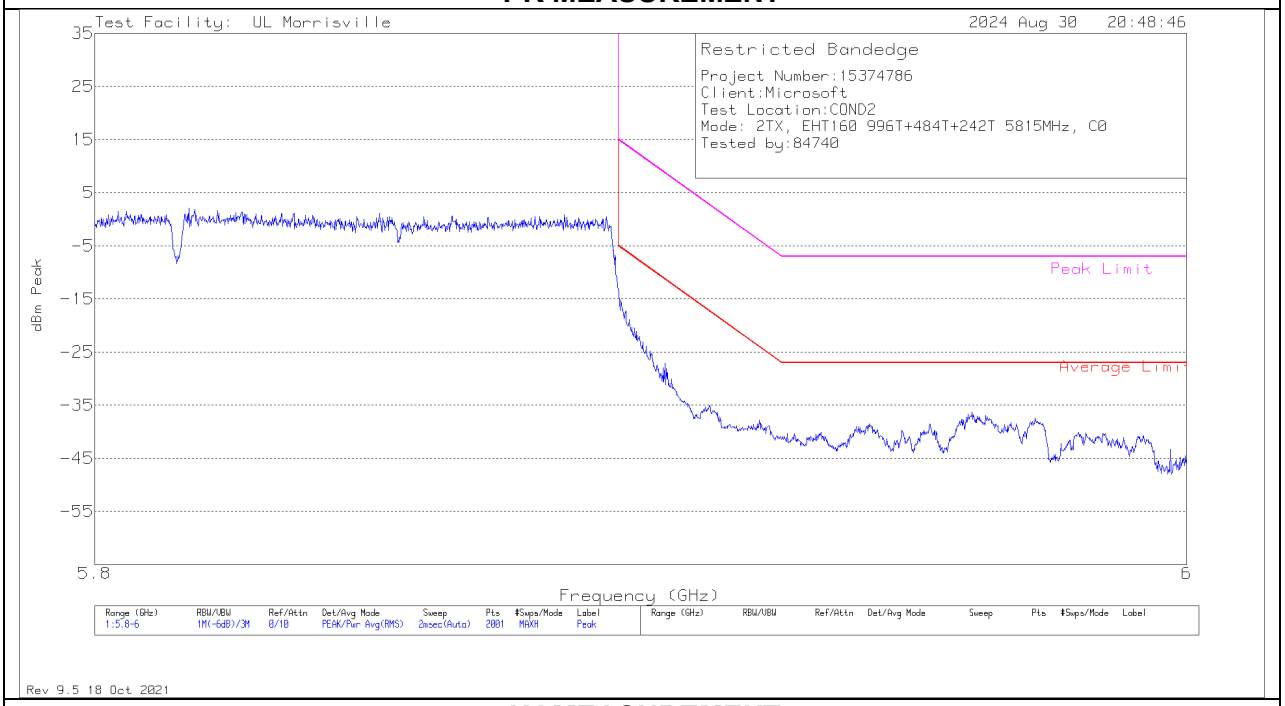

AV MEASUREMENT

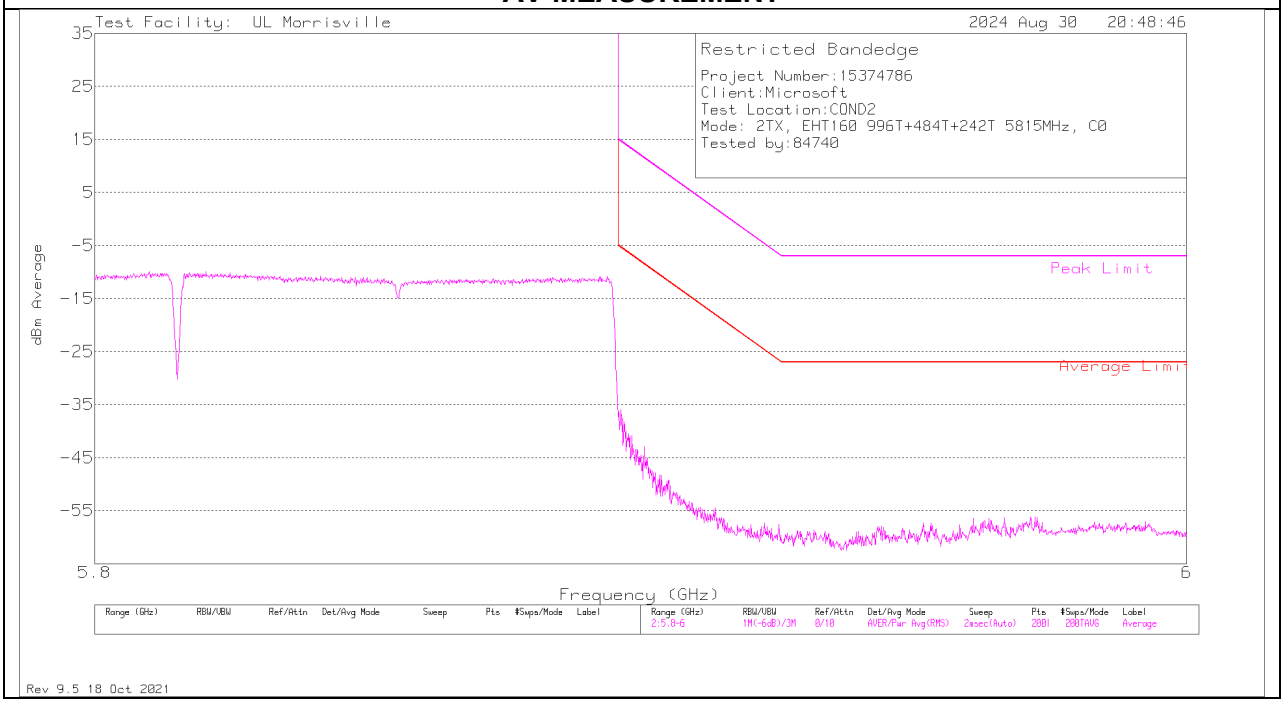

UL LLC
12 Laboratory Drive, Research Triangle Park, NC 27709; USA TEL:(919)549-1400
This report shall not be reproduced except in full, without the written approval of UL LLC

SUMMED BANDEDGE DATA (Pk)

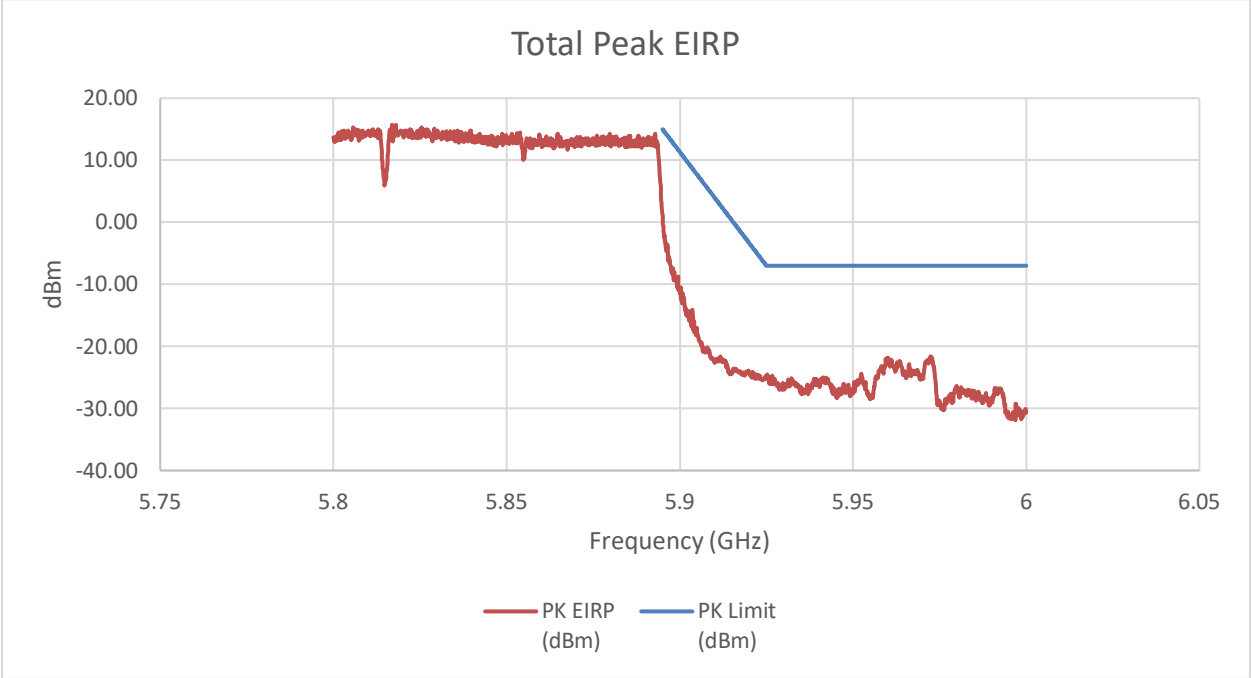

SUMMED BANDEDGE DATA (Av)

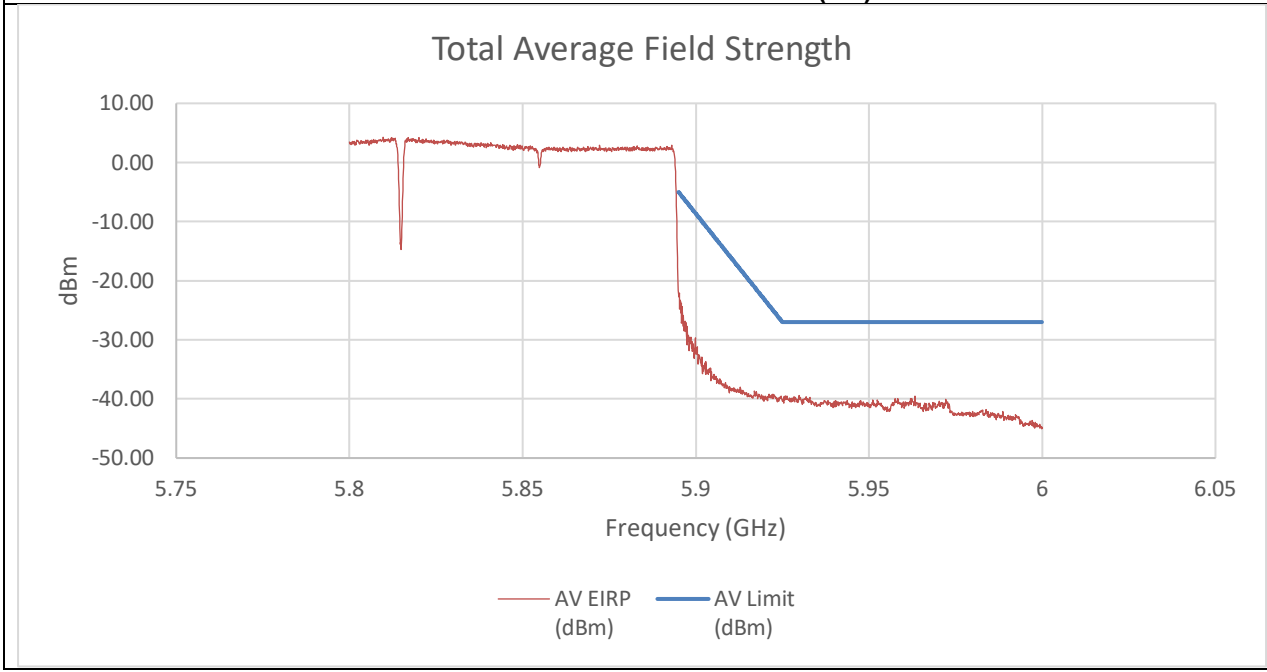

Summed Pk and Av Data at Restricted Band

Frequency (GHz)	PK Reading C1 (dBm)	PK Reading C2 (dBm)	PK EIRP (dBm)	PK EIRP Limit (dBm) (dBuV/m)	Margin (dB)
5.895	-13.07	-14.30	1.04	15.00	-13.96
Frequency (GHz)	**AV Reading C1 (dBm)**	**AV Reading C2 (dBm)**	**AV EIRP (dBm)**	**AV Limit (dBm)**	**Margin (dB)**
5.930	-58.88	-51.88	-39.40	-27.00	-12.40

An array gain of 11.67 dBi was used in the calculation of the summed data.

UL LLC
12 Laboratory Drive, Research Triangle Park, NC 27709; USA TEL:(919)549-1400
This report shall not be reproduced except in full, without the written approval of UL LLC

TX ABOVE 1 GHz 802.11be EHT160 242T+484T+996T (N) PUNCTURED 0x02 MODE IN THE 5.8/5.9 GHz BAND

2TX CHAIN 0 + CHAIN 1 MODE (Low Gain) 5815 MHz Low BE

SUMMED BANDEDGE DATA (Pk)

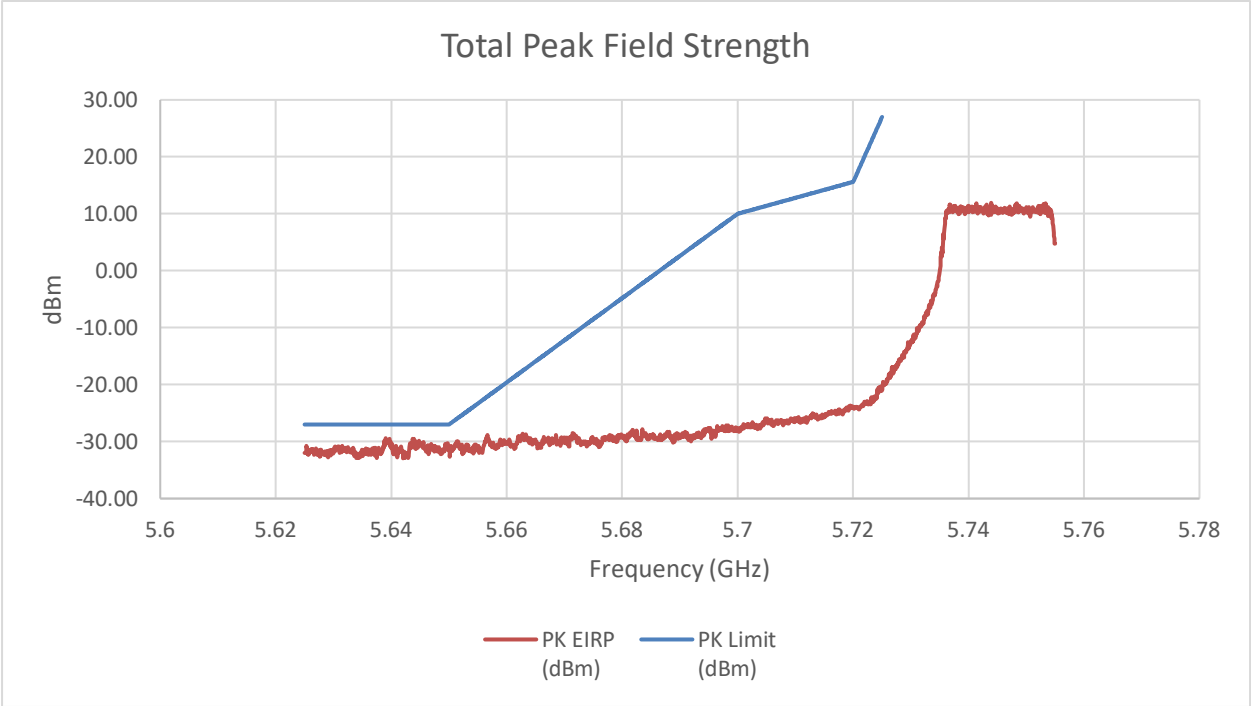

Summed Pk Data at Restricted Band

Frequency (GHz)	PK Reading C1 (dBm)	PK Reading C2 (dBm)	PK EIRP (dBm)	PK EIRP Limit (dBm) (dBuV/m)	Margin (dB)
5.64	-40.15	-41.07	-29.37	-27.00	-2.37

An array gain of 8.21 dBi was used in the calculation of the summed data.

UL LLC
12 Laboratory Drive, Research Triangle Park, NC 27709; USA TEL:(919)549-1400
This report shall not be reproduced except in full, without the written approval of UL LLC

2TX CHAIN 0 + CHAIN 1 MODE (Low Gain) 5815 MHz High BE

SUMMED BANDEDGE DATA (Pk)

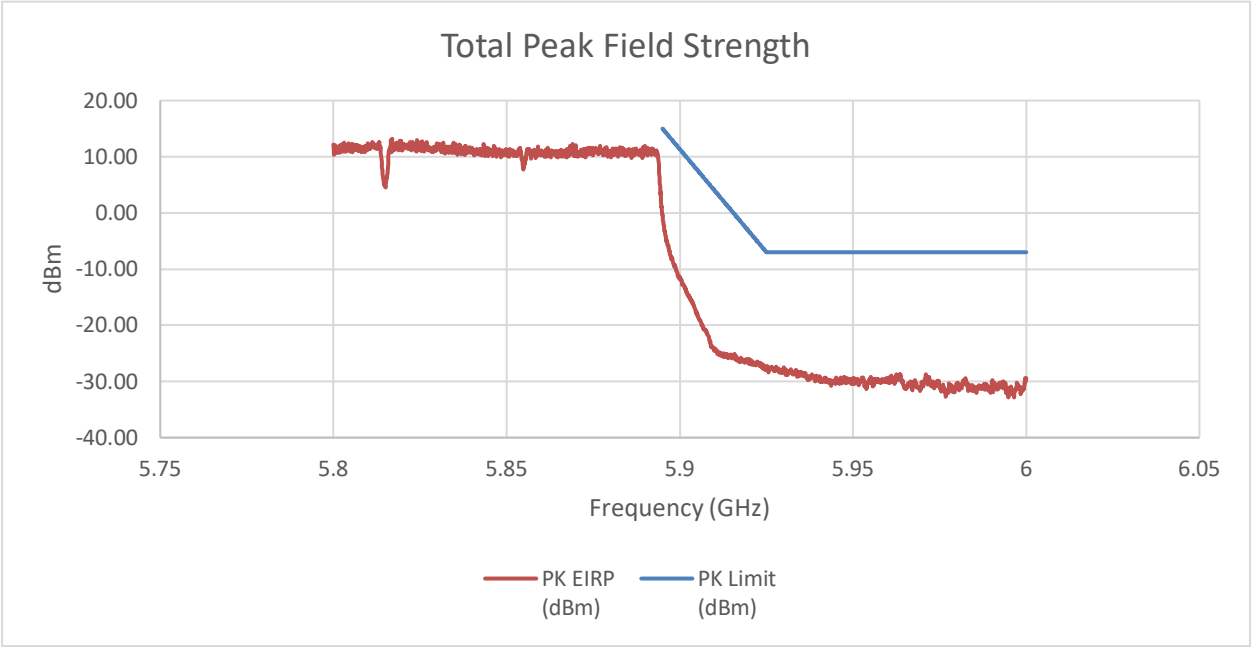

SUMMED BANDEDGE DATA (Av)

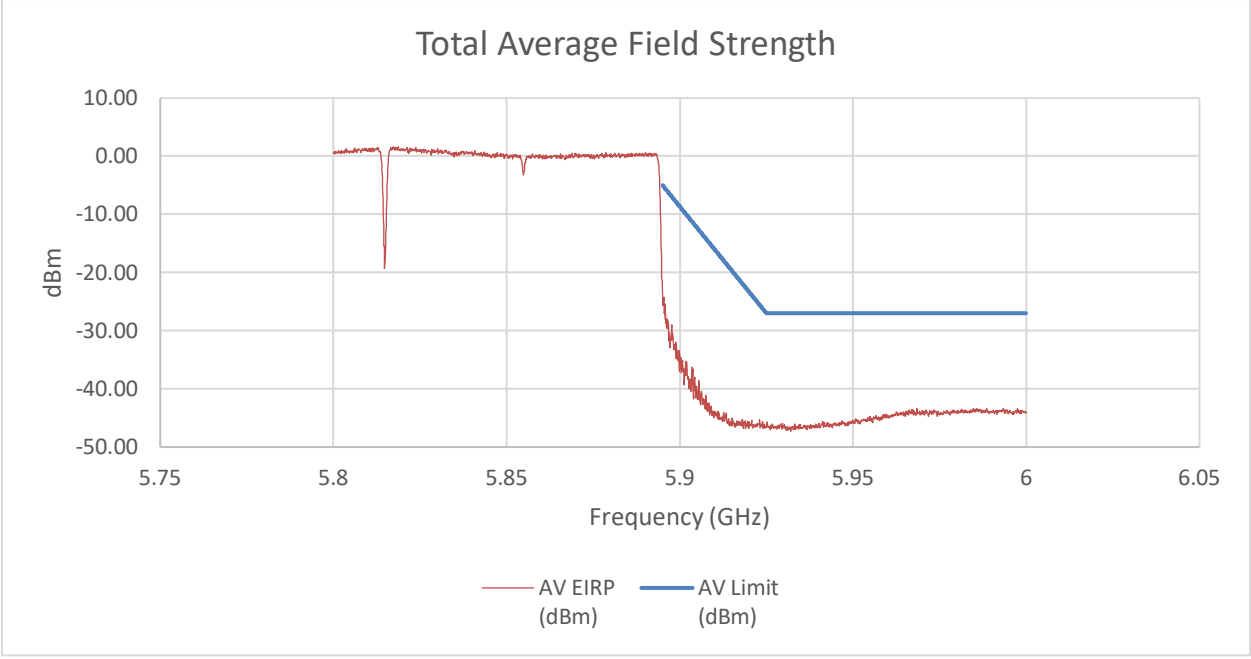

UL LLC
12 Laboratory Drive, Research Triangle Park, NC 27709; USA TEL:(919)549-1400
This report shall not be reproduced except in full, without the written approval of UL LLC

Summed Pk and Av Data at Restricted Band

Frequency (GHz)	PK Reading C1 (dBm)	PK Reading C2 (dBm)	PK EIRP (dBm)	PK EIRP Limit (dBm) (dBuV/m)	Margin (dB)
5.895	-10.83	-12.49	-0.36	15.00	-15.36
Frequency (GHz)	**AV Reading C1 (dBm)**	**AV Reading C2 (dBm)**	**AV EIRP (dBm)**	**AV Limit (dBm)**	**Margin (dB)**
5.989	-53.90	-55.44	-43.38	-27.00	-16.38

An array gain of 8.21 dBi was used in the calculation of the summed data.

UL LLC
12 Laboratory Drive, Research Triangle Park, NC 27709; USA TEL:(919)549-1400
This report shall not be reproduced except in full, without the written approval of UL LLC

2TX CHAIN 0 + CHAIN 1 MODE (Mid Gain) 5815 MHz Low BE

SUMMED BANDEDGE DATA (Pk)

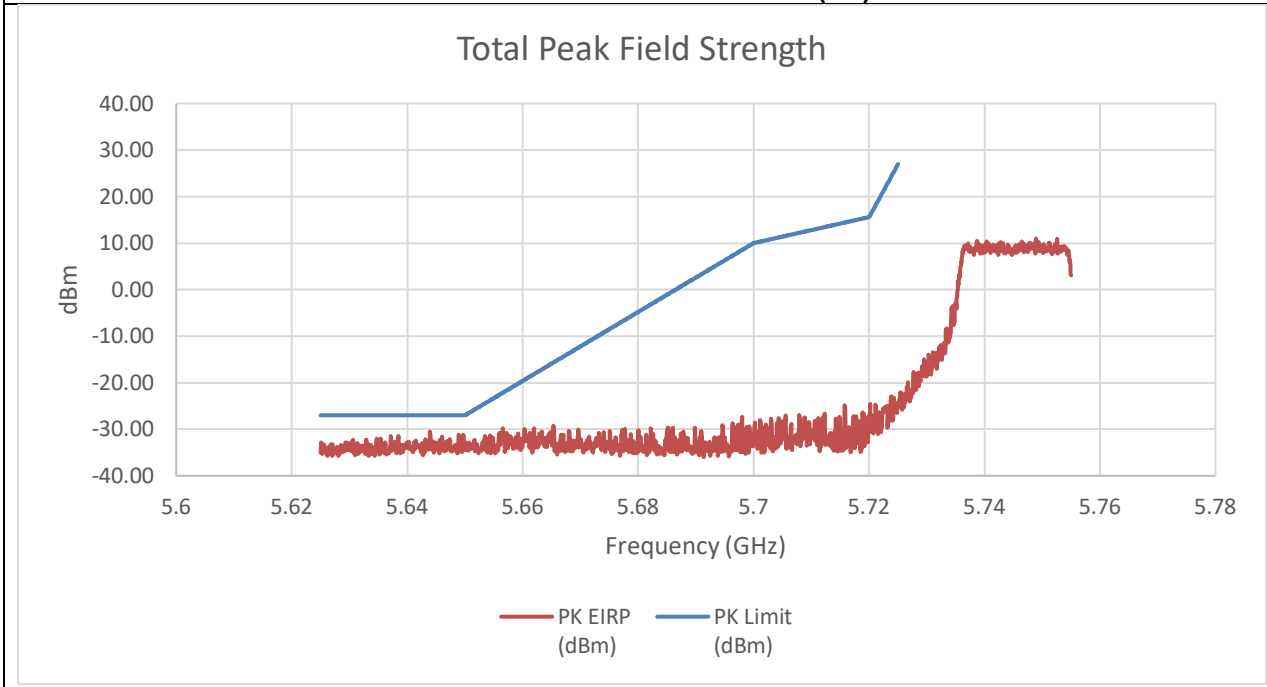

Summed Pk Data at Restricted Band

Frequency (GHz)	PK Reading C1 (dBm)	PK Reading C2 (dBm)	PK EIRP (dBm)	PK EIRP Limit (dBm) (dBuV/m)	Margin (dB)
5.64	-41.91	-47.56	-30.55	-27.00	-3.55

An array gain of 10.31 dBi was used in the calculation of the summed data.

UL LLC
12 Laboratory Drive, Research Triangle Park, NC 27709; USA TEL:(919)549-1400
This report shall not be reproduced except in full, without the written approval of UL LLC

2TX CHAIN 0 + CHAIN 1 MODE (Mid Gain) 5815 MHz High BE

SUMMED BANDEDGE DATA (Pk)

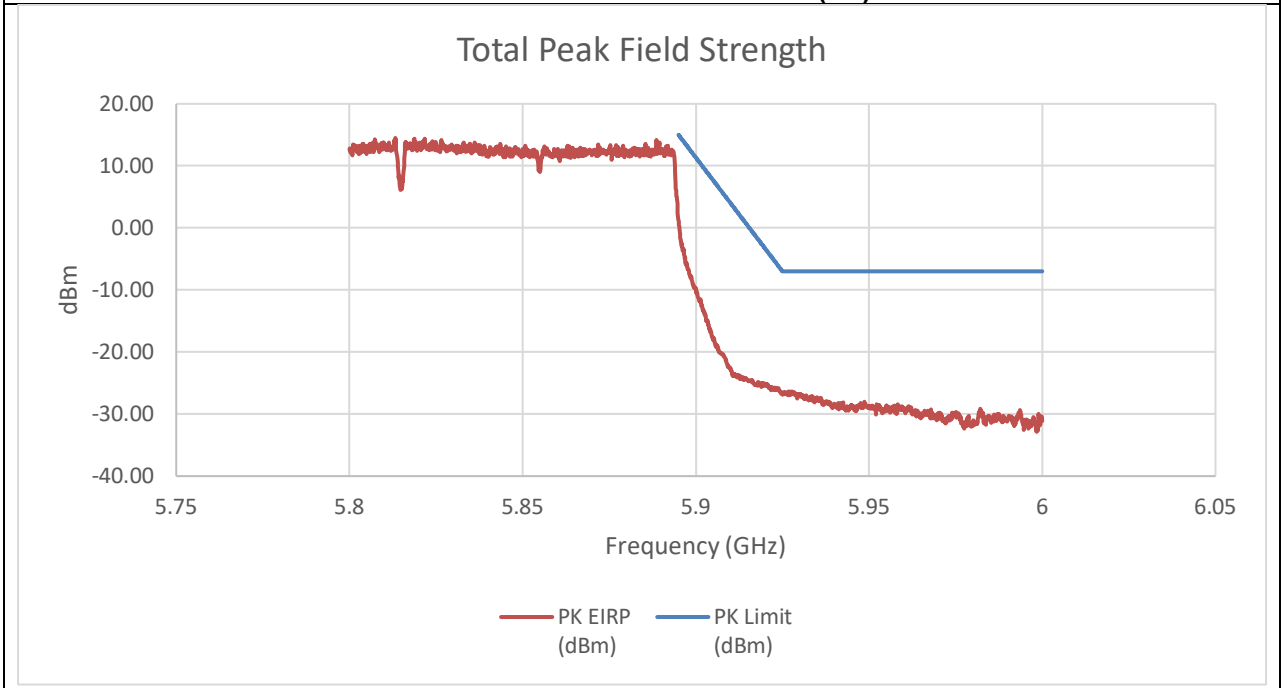

SUMMED BANDEDGE DATA (Av)

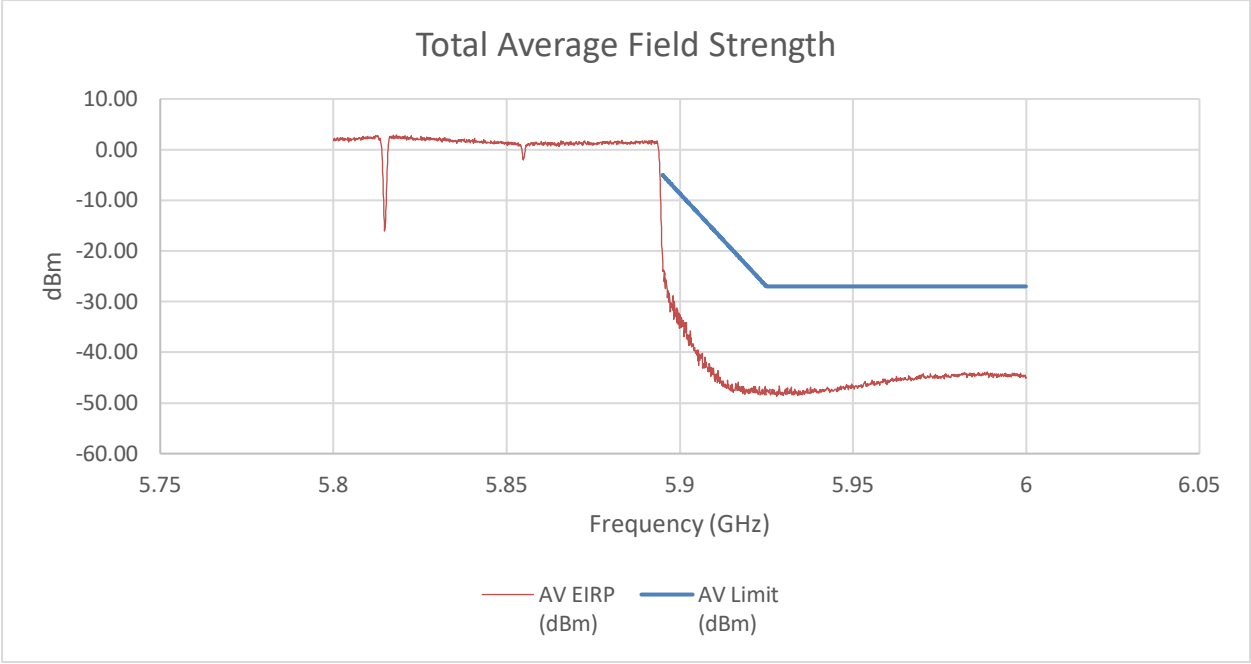

UL LLC
12 Laboratory Drive, Research Triangle Park, NC 27709; USA TEL:(919)549-1400
This report shall not be reproduced except in full, without the written approval of UL LLC

Summed Pk and Av Data at Restricted Band

Frequency (GHz)	PK Reading C1 (dBm)	PK Reading C2 (dBm)	PK EIRP (dBm)	PK EIRP Limit (dBm) (dBuV/m)	Margin (dB)
5.895	-11.68	-12.83	1.10	15.00	-13.90
Frequency (GHz)	**AV Reading C1 (dBm)**	**AV Reading C2 (dBm)**	**AV EIRP (dBm)**	**AV Limit (dBm)**	**Margin (dB)**
5.989	-56.28	-58.26	-43.84	-27.00	-16.84

An array gain of 10.31 dBi was used in the calculation of the summed data.

UL LLC
12 Laboratory Drive, Research Triangle Park, NC 27709; USA TEL:(919)549-1400
This report shall not be reproduced except in full, without the written approval of UL LLC

2TX CHAIN 0 + CHAIN 1 MODE (High Gain) 5815 MHz Low BE

PK MEASUREMENT

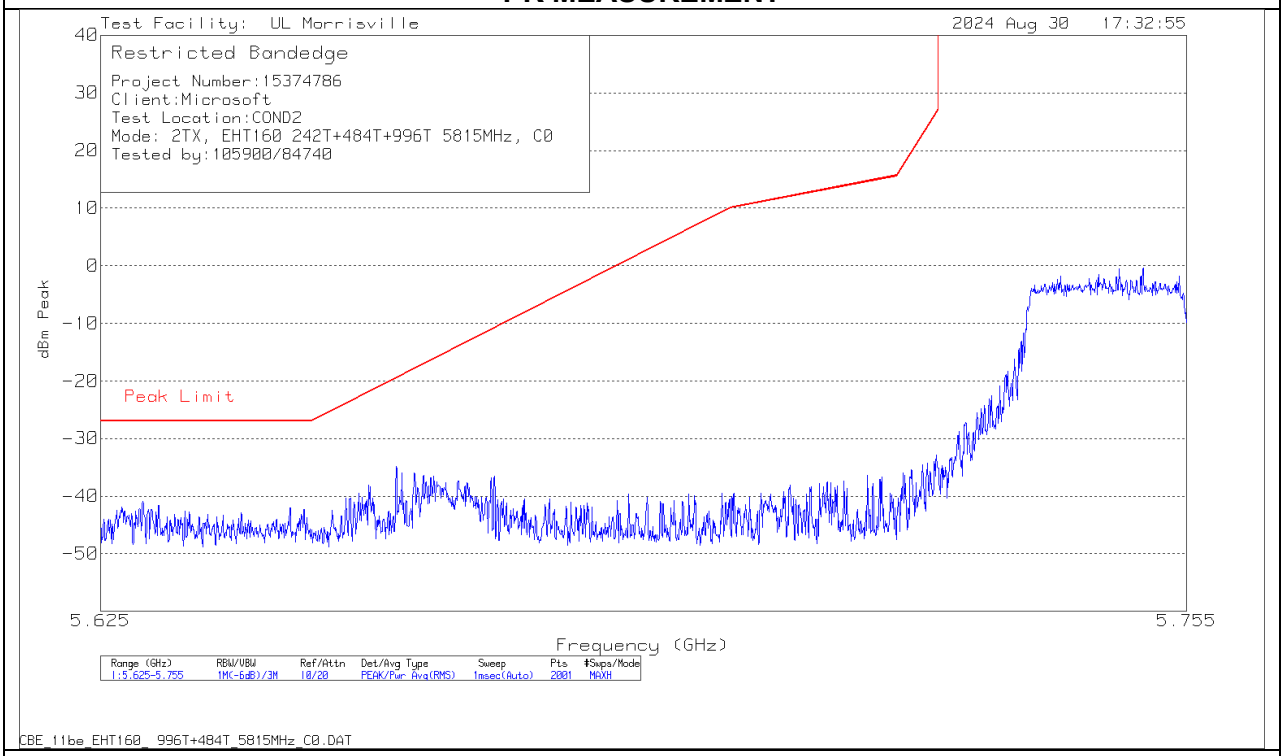

SUMMED BANDEDGE DATA (Pk)

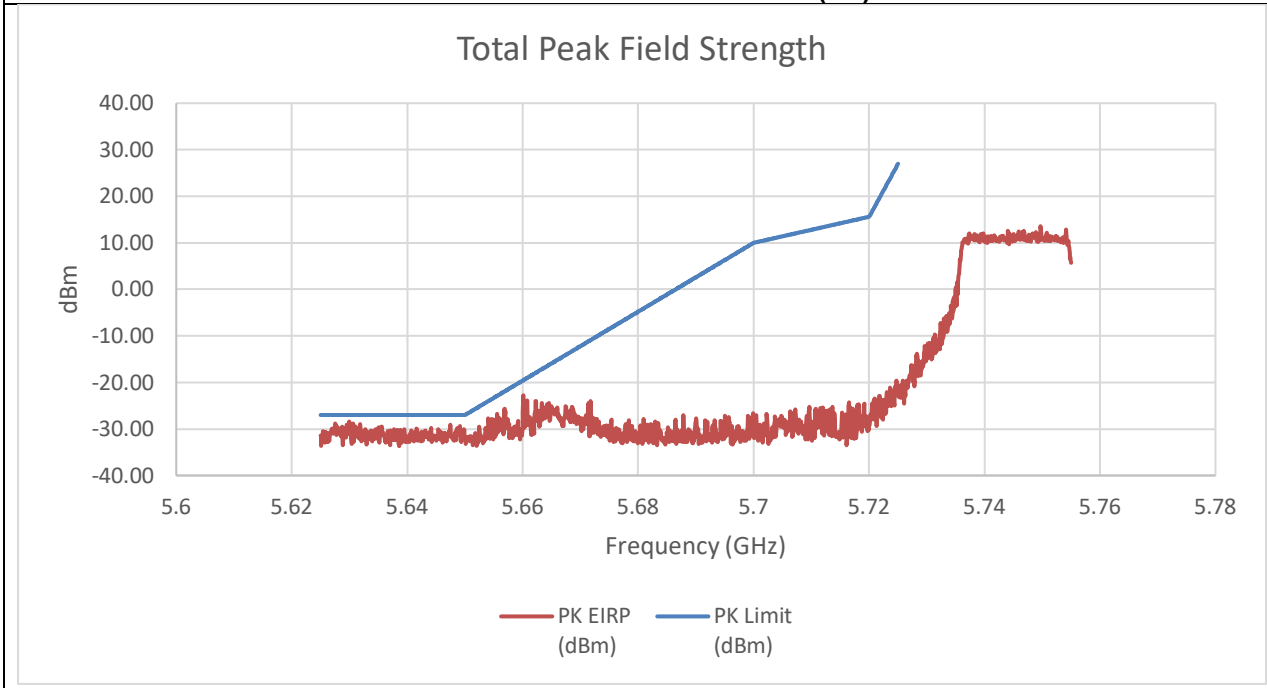

UL LLC
12 Laboratory Drive, Research Triangle Park, NC 27709; USA TEL:(919)549-1400
This report shall not be reproduced except in full, without the written approval of UL LLC

Summed Pk Data at Restricted Band

Frequency (GHz)	PK Reading C1 (dBm)	PK Reading C2 (dBm)	PK EIRP (dBm)	PK EIRP Limit (dBm) (dBuV/m)	Margin (dB)
5.63	-41.34	-46.28	-28.46	-27.00	-1.46

An array gain of 11.67 dBi was used in the calculation of the summed data.

UL LLC
12 Laboratory Drive, Research Triangle Park, NC 27709; USA TEL:(919)549-1400
This report shall not be reproduced except in full, without the written approval of UL LLC

2TX CHAIN 0 + CHAIN 1 MODE (High Gain) 5815 MHz High BE

PK MEASUREMENT

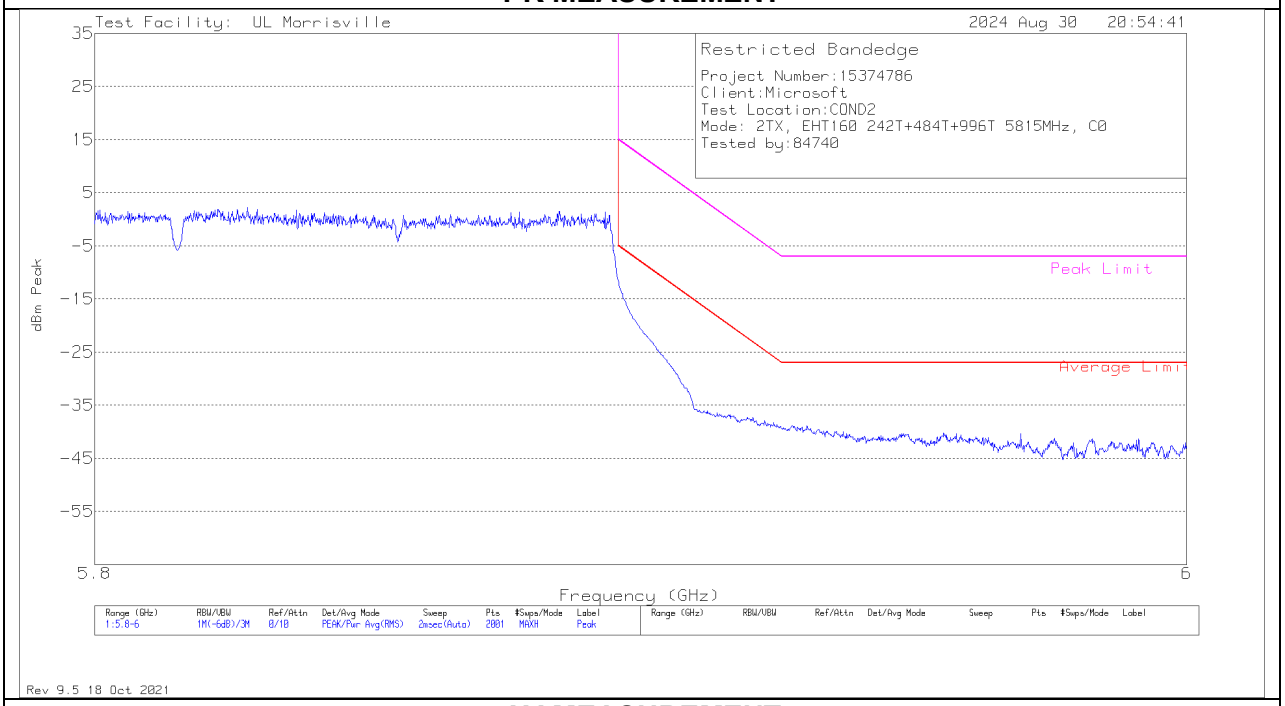

AV MEASUREMENT

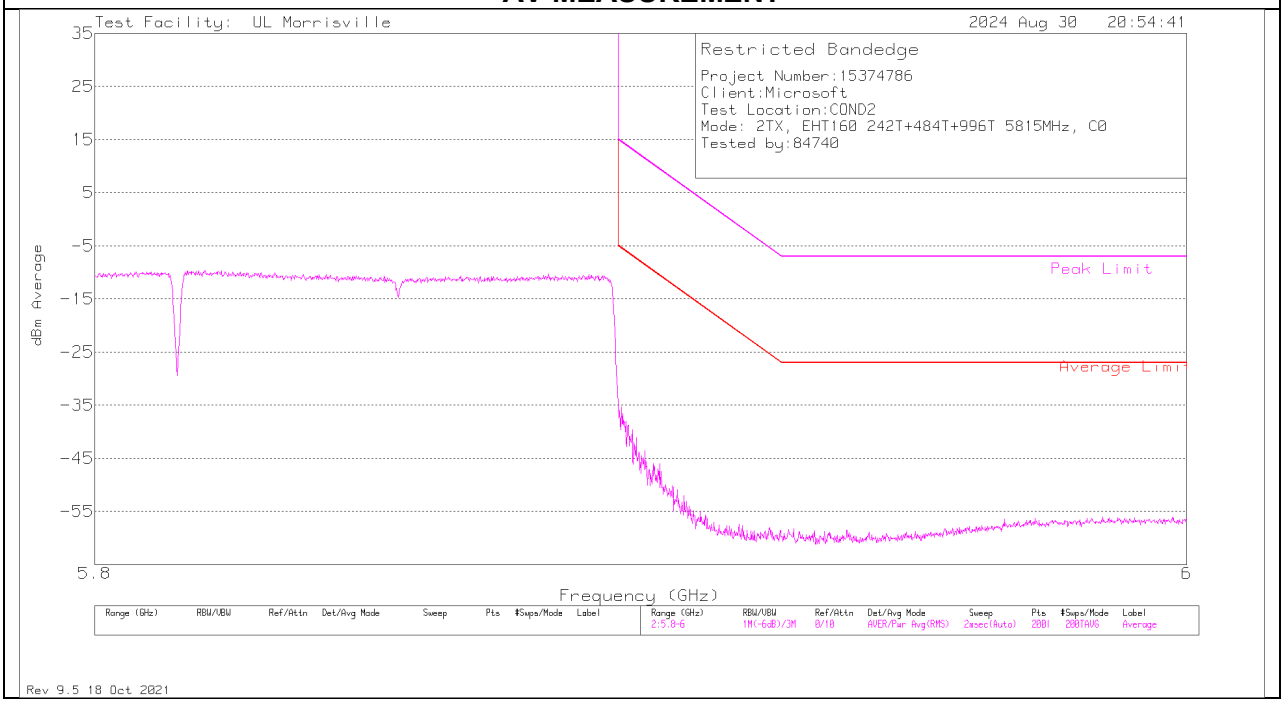

UL LLC
12 Laboratory Drive, Research Triangle Park, NC 27709; USA TEL:(919)549-1400
This report shall not be reproduced except in full, without the written approval of UL LLC

SUMMED BANDEDGE DATA (Pk)

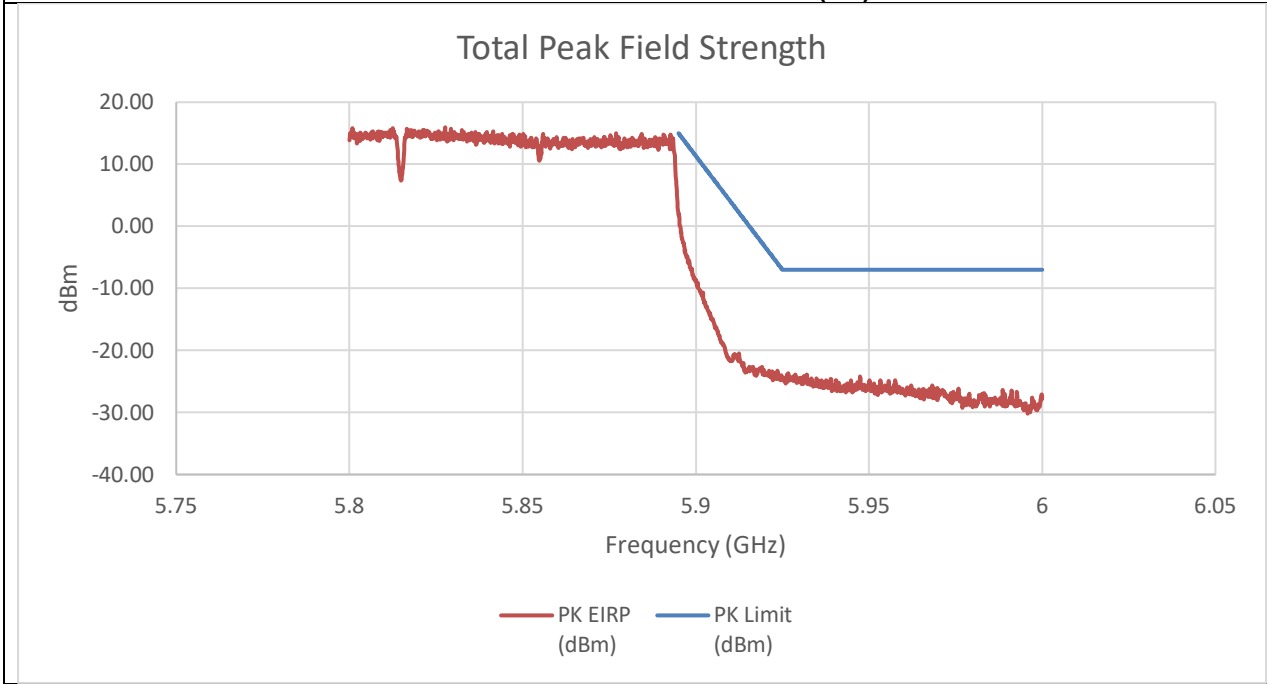

SUMMED BANDEDGE DATA (Av)

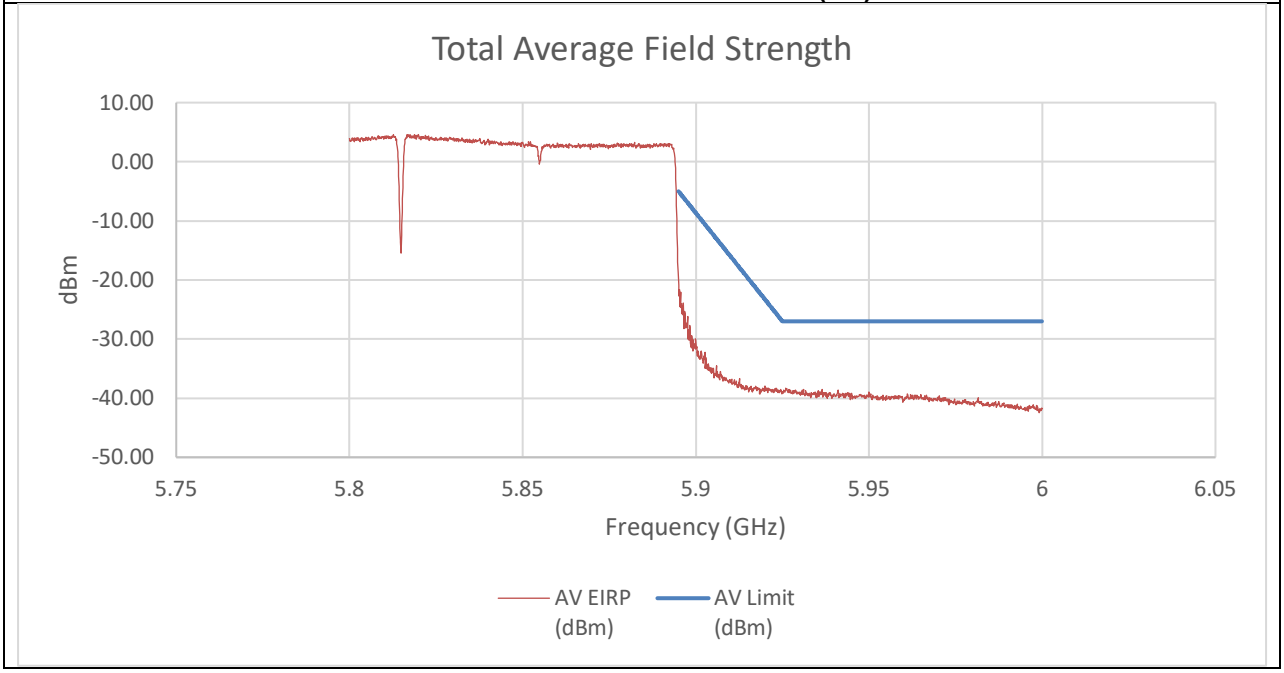

Summed Pk and Av Data at Restricted Band

Frequency (GHz)	PK Reading C1 (dBm)	PK Reading C2 (dBm)	PK EIRP (dBm)	PK EIRP Limit (dBm) (dBuV/m)	Margin (dB)
5.895	-11.87	-13.61	2.03	14.93	-12.90
Frequency (GHz)	**AV Reading C1 (dBm)**	**AV Reading C2 (dBm)**	**AV EIRP (dBm)**	**AV Limit (dBm)**	**Margin (dB)**
5.926	-59.70	-50.42	-38.27	-27.00	-11.27

An array gain of 11.67 dBi was used in the calculation of the summed data.

UL LLC
12 Laboratory Drive, Research Triangle Park, NC 27709; USA TEL:(919)549-1400
This report shall not be reproduced except in full, without the written approval of UL LLC

TX ABOVE 1 GHz 802.11be EHT160 484T+242T+996T (N) PUNCTURED MODE 0x04 IN THE 5.8/5.9 GHz BAND

2TX CHAIN 0 + CHAIN 1 MODE (Low Gain) 5815 MHz Low BE

SUMMED BANDEDGE DATA (Pk)

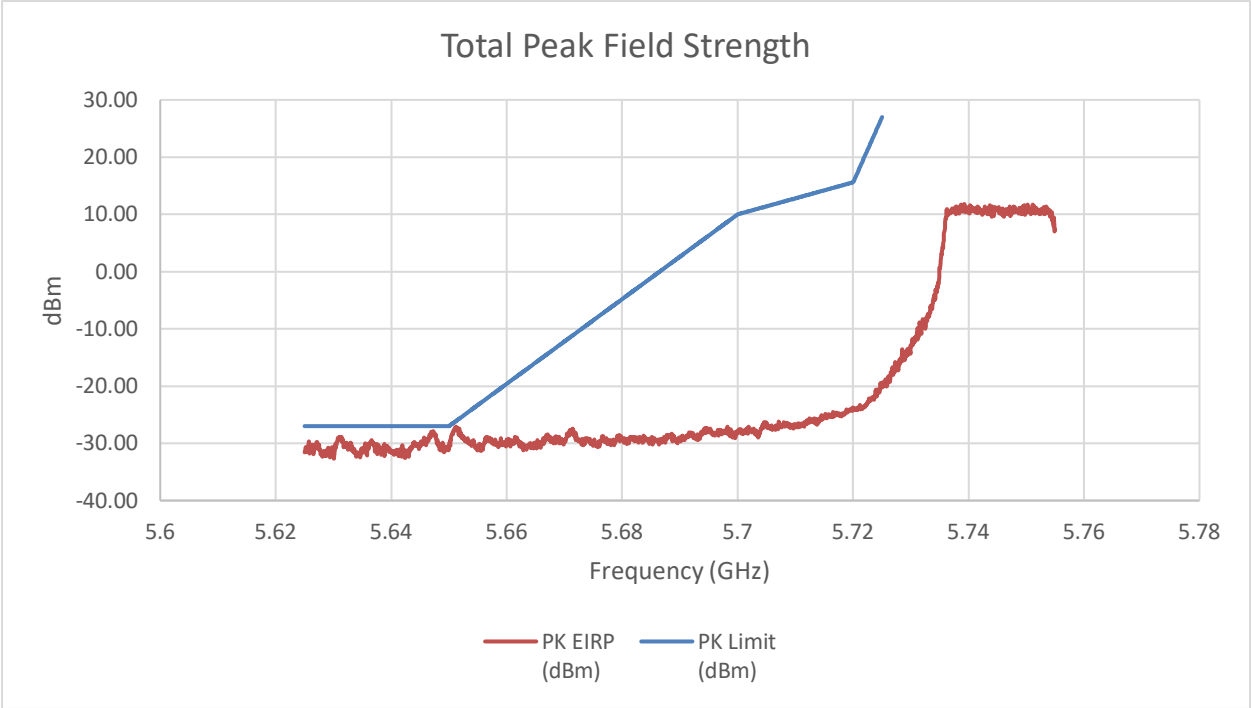

Summed Pk Data at Restricted Band

Frequency (GHz)	PK Reading C1 (dBm)	PK Reading C2 (dBm)	PK EIRP (dBm)	PK EIRP Limit (dBm) (dBuV/m)	Margin (dB)
5.65	-37.14	-42.69	-27.86	-27.00	-0.86

An array gain of 8.21 dBi was used in the calculation of the summed data.

UL LLC
12 Laboratory Drive, Research Triangle Park, NC 27709; USA TEL:(919)549-1400
This report shall not be reproduced except in full, without the written approval of UL LLC

2TX CHAIN 0 + CHAIN 1 MODE (Low Gain) 5815 MHz High BE

SUMMED BANDEDGE DATA (Pk)

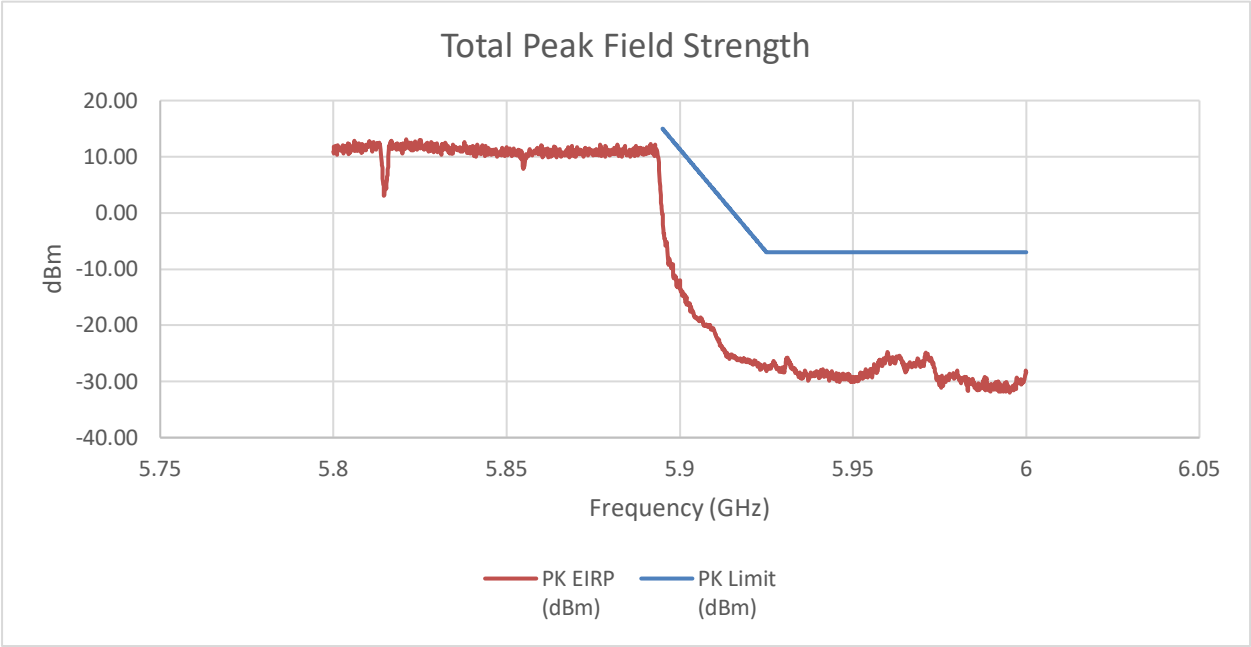

SUMMED BANDEDGE DATA (Av)

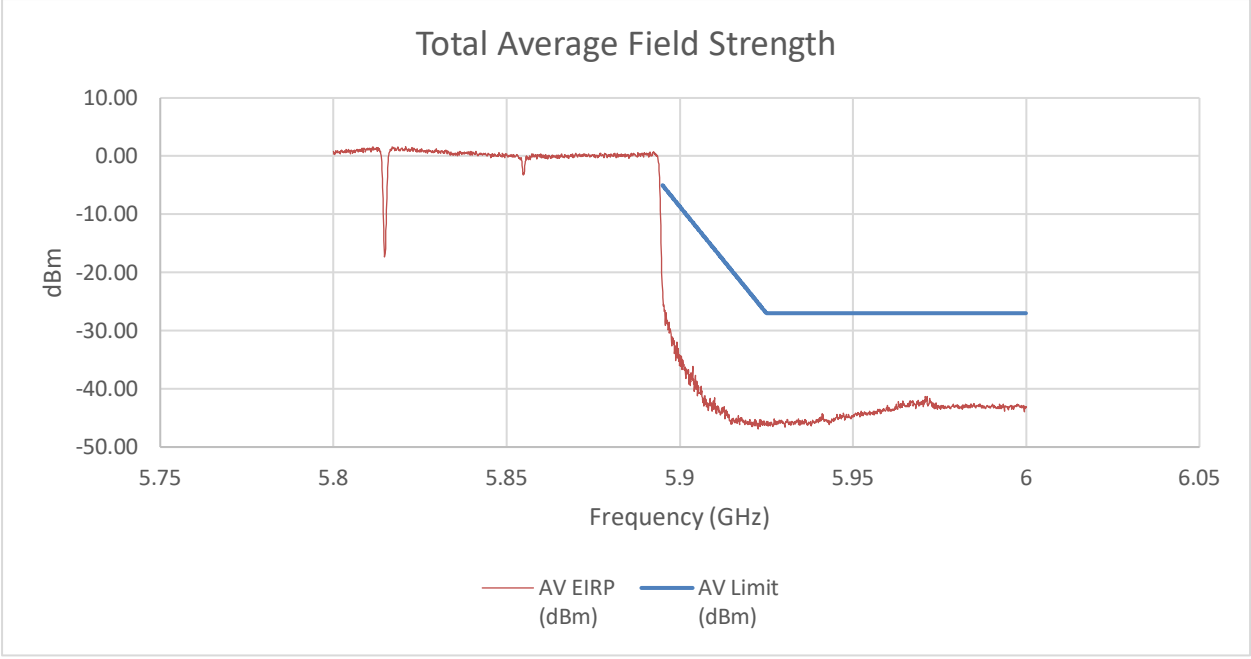

UL LLC
12 Laboratory Drive, Research Triangle Park, NC 27709; USA TEL:(919)549-1400
This report shall not be reproduced except in full, without the written approval of UL LLC

Summed Pk and Av Data at Restricted Band

Frequency (GHz)	PK Reading C1 (dBm)	PK Reading C2 (dBm)	PK EIRP (dBm)	PK EIRP Limit (dBm) (dBuV/m)	Margin (dB)
5.895	-11.62	-11.35	-0.26	15.00	-15.26
Frequency (GHz)	**AV Reading C1 (dBm)**	**AV Reading C2 (dBm)**	**AV EIRP (dBm)**	**AV Limit (dBm)**	**Margin (dB)**
5.971	-50.96	-54.84	-41.26	-27.00	-14.26

An array gain of 8.21 dBi was used in the calculation of the summed data.

UL LLC
12 Laboratory Drive, Research Triangle Park, NC 27709; USA TEL:(919)549-1400
This report shall not be reproduced except in full, without the written approval of UL LLC

2TX CHAIN 0 + CHAIN 1 MODE (Mid Gain) 5815 MHz Low BE

SUMMED BANDEDGE DATA (Pk)

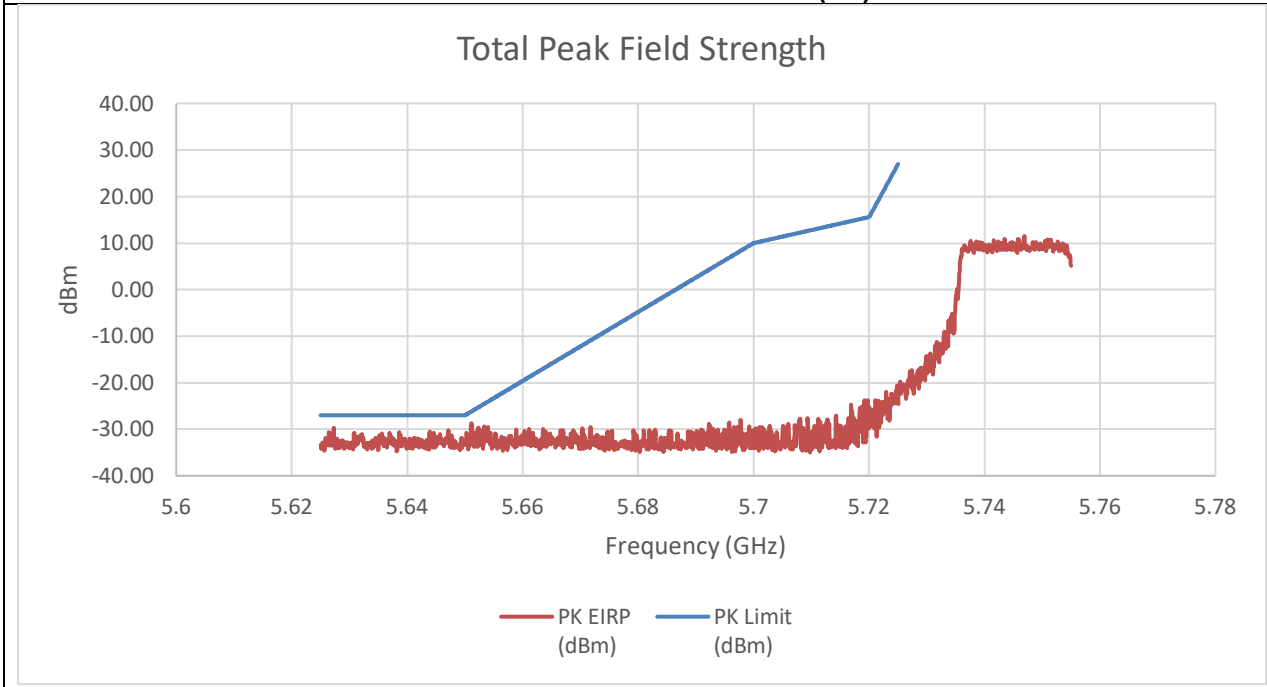

Summed Pk Data at Restricted Band

Frequency (GHz)	PK Reading C1 (dBm)	PK Reading C2 (dBm)	PK EIRP (dBm)	PK EIRP Limit (dBm) (dBuV/m)	Margin (dB)
5.65	-39.95	-46.01	-28.68	-26.18	-2.50

An array gain of 10.31 dBi was used in the calculation of the summed data.

UL LLC
12 Laboratory Drive, Research Triangle Park, NC 27709; USA TEL:(919)549-1400
This report shall not be reproduced except in full, without the written approval of UL LLC

2TX CHAIN 0 + CHAIN 1 MODE (Mid Gain) 5815 MHz High BE

SUMMED BANDEDGE DATA (Pk)

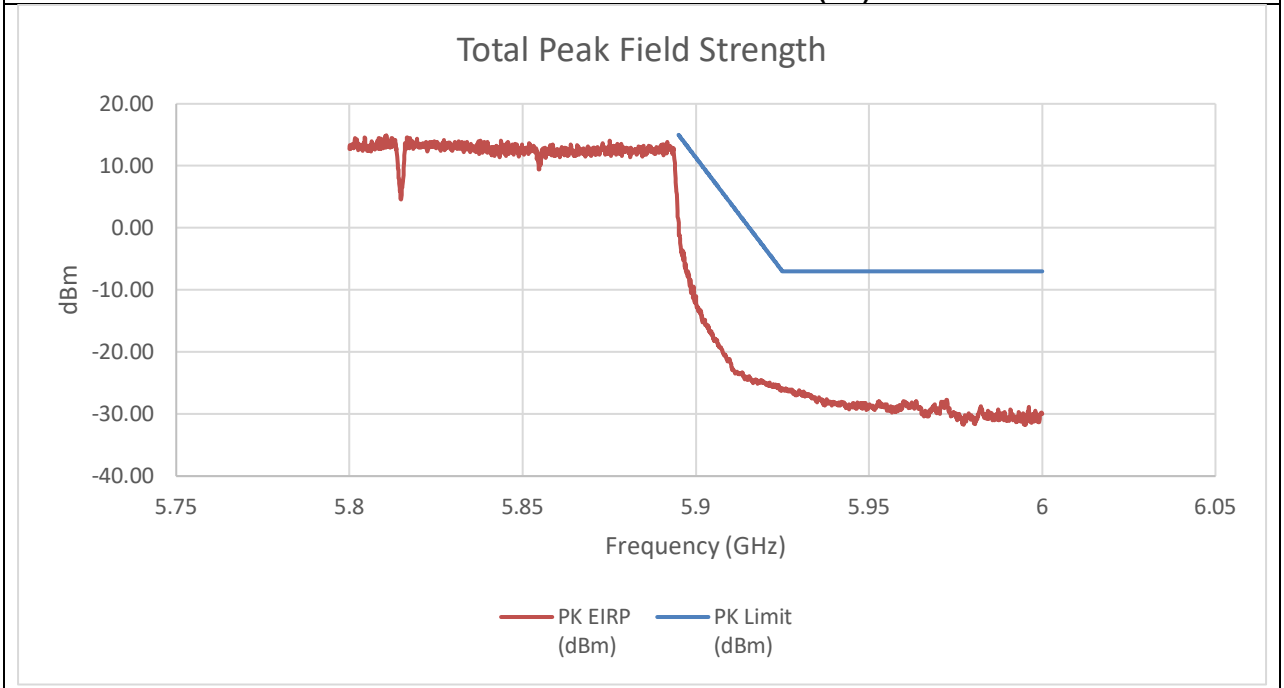

SUMMED BANDEDGE DATA (Av)

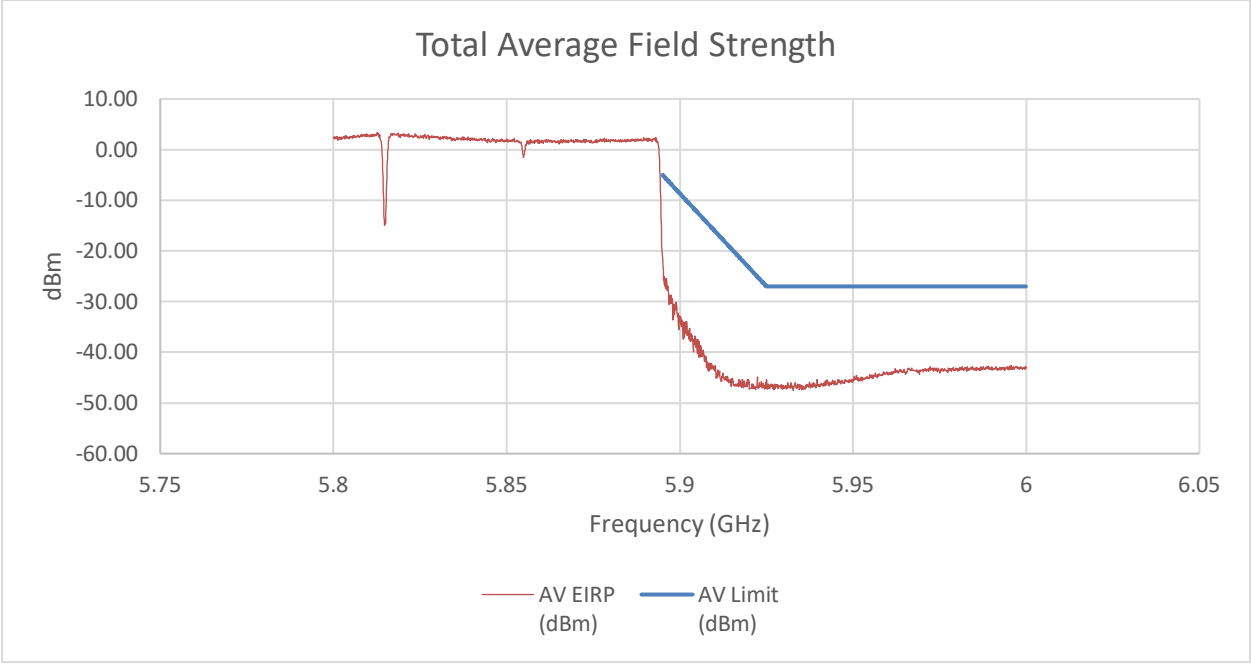

UL LLC
12 Laboratory Drive, Research Triangle Park, NC 27709; USA TEL:(919)549-1400
This report shall not be reproduced except in full, without the written approval of UL LLC

Summed Pk and Av Data at Restricted Band

Frequency (GHz)	PK Reading C1 (dBm)	PK Reading C2 (dBm)	PK EIRP (dBm)	PK EIRP Limit (dBm) (dBuV/m)	Margin (dB)
5.895	-11.73	-13.37	0.85	15.00	-14.15
Frequency (GHz)	**AV Reading C1 (dBm)**	**AV Reading C2 (dBm)**	**AV EIRP (dBm)**	**AV Limit (dBm)**	**Margin (dB)**
5.996	-55.53	-56.44	-42.64	-27.00	-15.64

An array gain of 10.31 dBi was used in the calculation of the summed data.

UL LLC
12 Laboratory Drive, Research Triangle Park, NC 27709; USA TEL:(919)549-1400
This report shall not be reproduced except in full, without the written approval of UL LLC

2TX CHAIN 0 + CHAIN 1 MODE (High Gain) 5815 MHz Low BE

PK MEASUREMENT

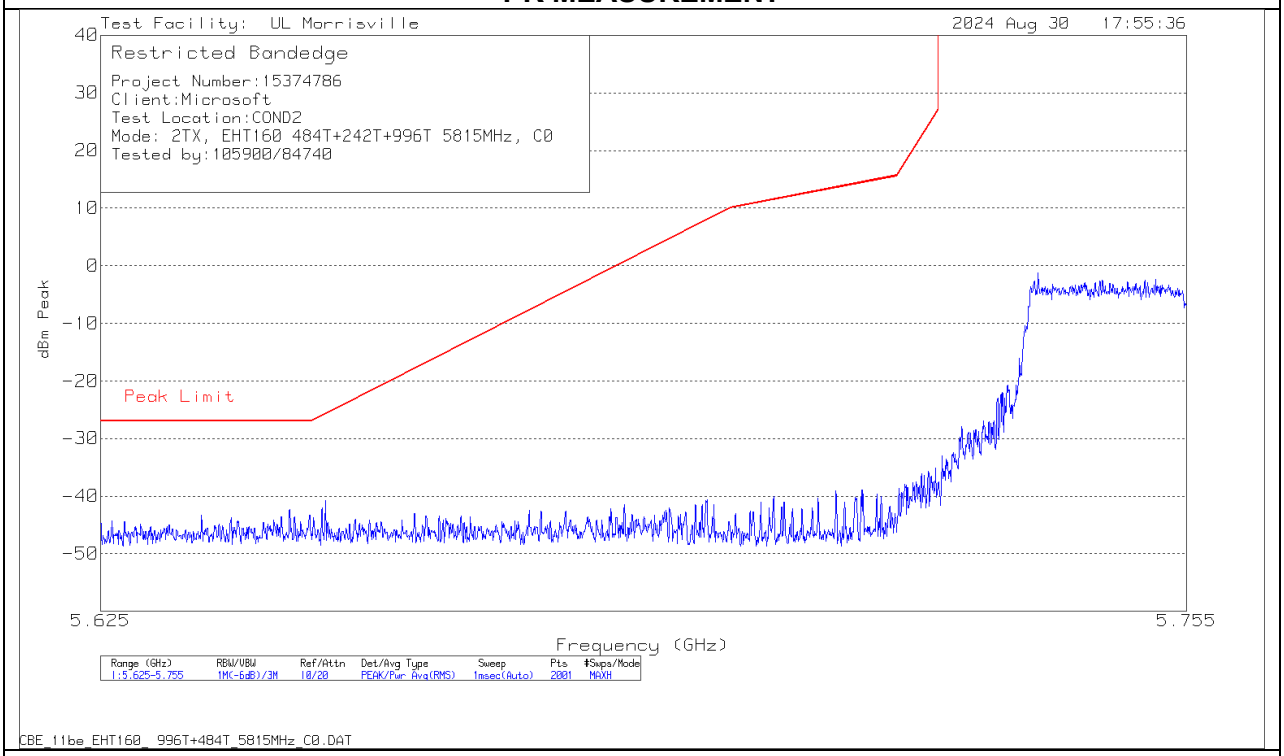

SUMMED BANDEDGE DATA (Pk)

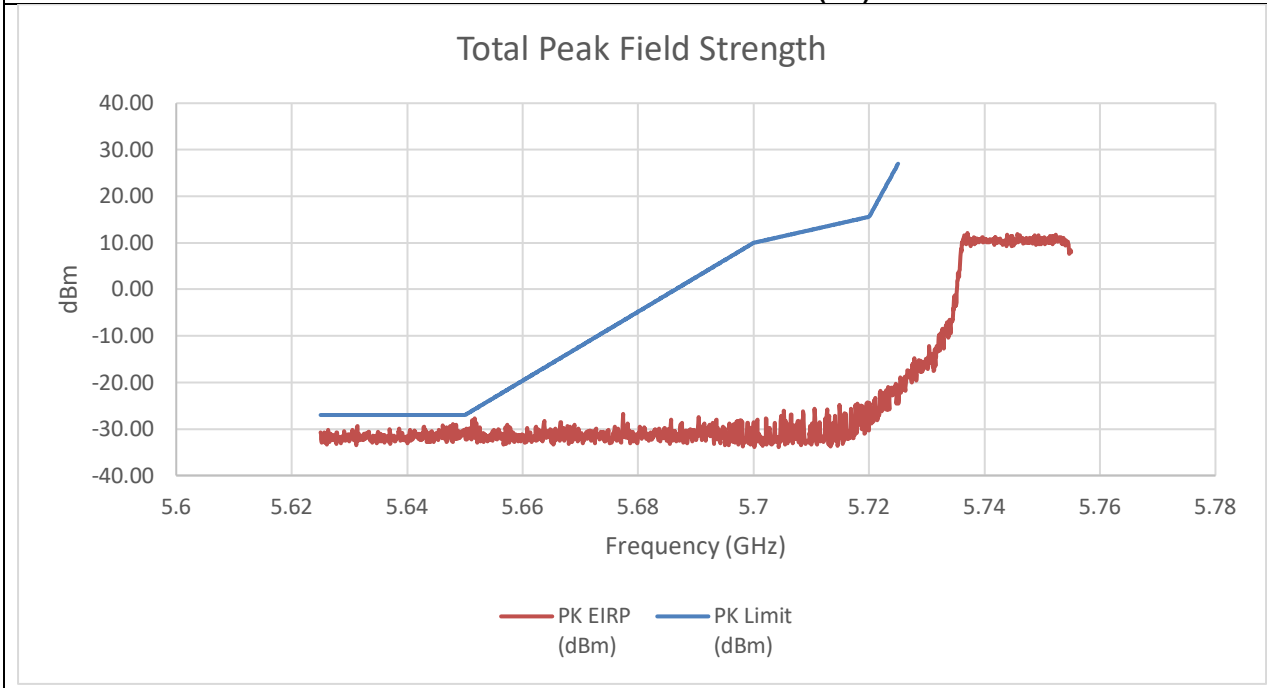

UL LLC
12 Laboratory Drive, Research Triangle Park, NC 27709; USA TEL:(919)549-1400
This report shall not be reproduced except in full, without the written approval of UL LLC

Summed Pk Data at Restricted Band

Frequency (GHz)	PK Reading C1 (dBm)	PK Reading C2 (dBm)	PK EIRP (dBm)	PK EIRP Limit (dBm) (dBuV/m)	Margin (dB)
5.65	-40.85	-45.03	-27.78	-25.80	-1.98

An array gain of 11.67 dBi was used in the calculation of the summed data.

UL LLC
12 Laboratory Drive, Research Triangle Park, NC 27709; USA TEL:(919)549-1400
This report shall not be reproduced except in full, without the written approval of UL LLC

2TX CHAIN 0 + CHAIN 1 MODE (High Gain) 5815 MHz High BE

PK MEASUREMENT

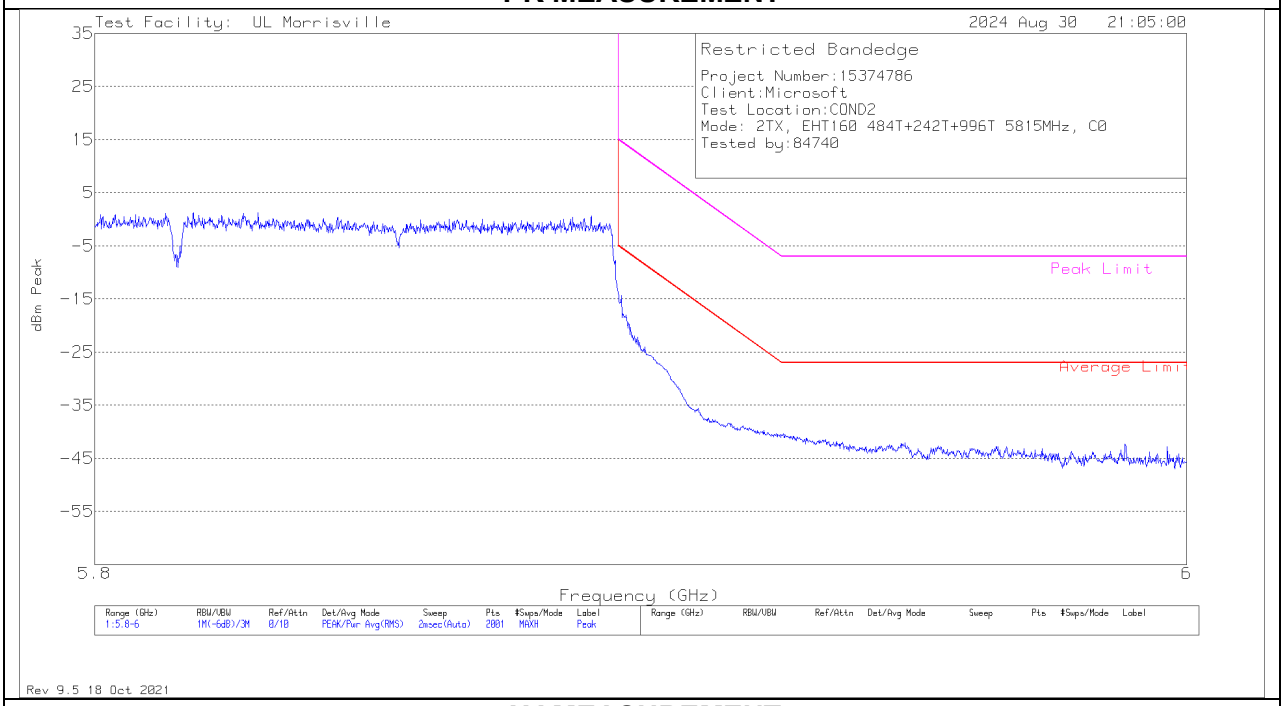

AV MEASUREMENT

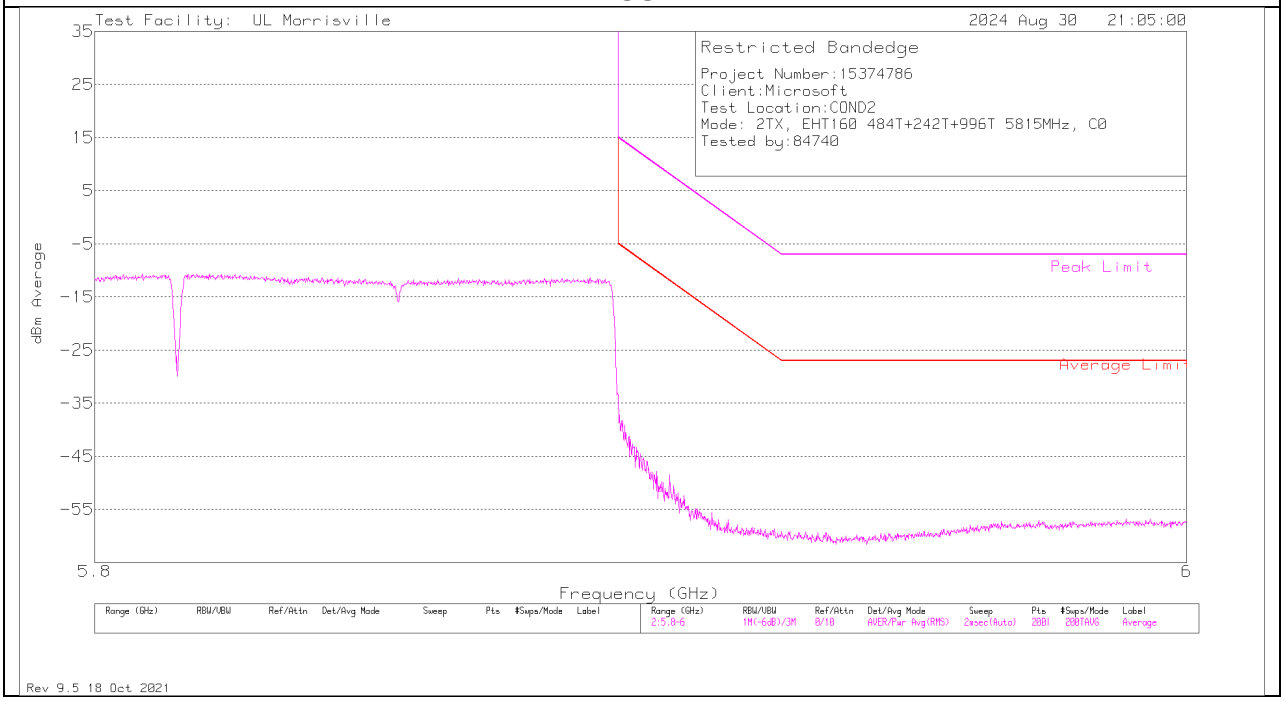

UL LLC
12 Laboratory Drive, Research Triangle Park, NC 27709; USA TEL:(919)549-1400
This report shall not be reproduced except in full, without the written approval of UL LLC

SUMMED BANDEDGE DATA (Pk)

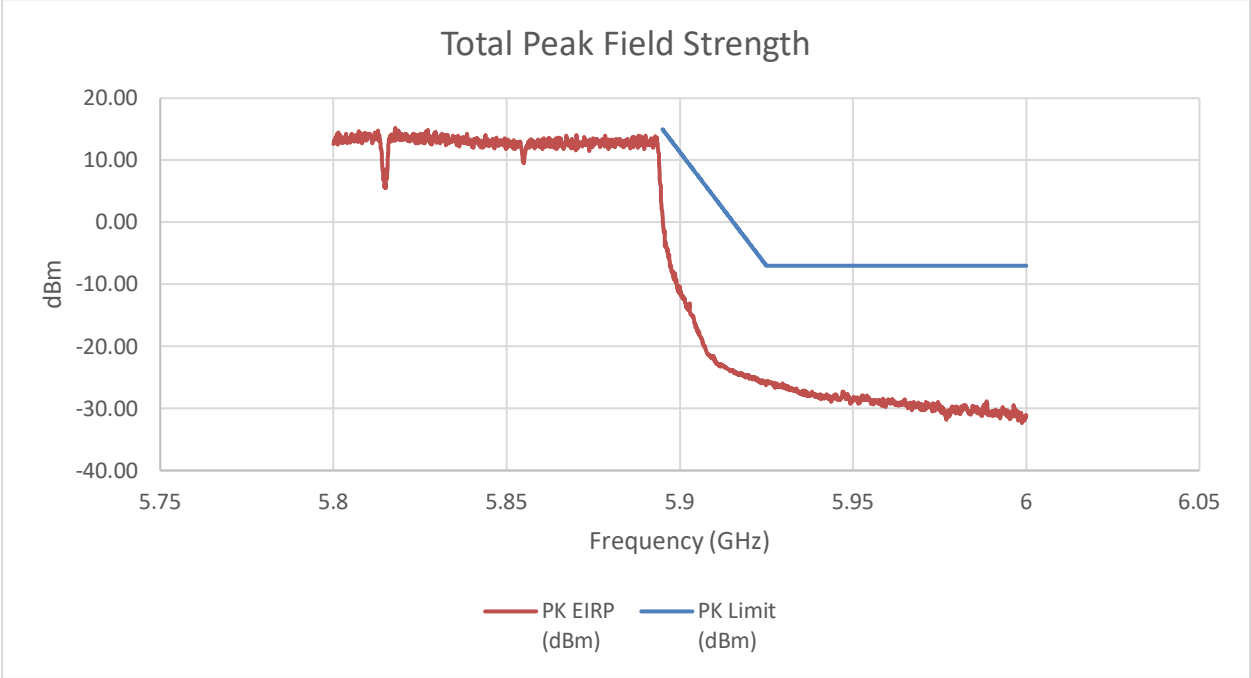

SUMMED BANDEDGE DATA (Av)

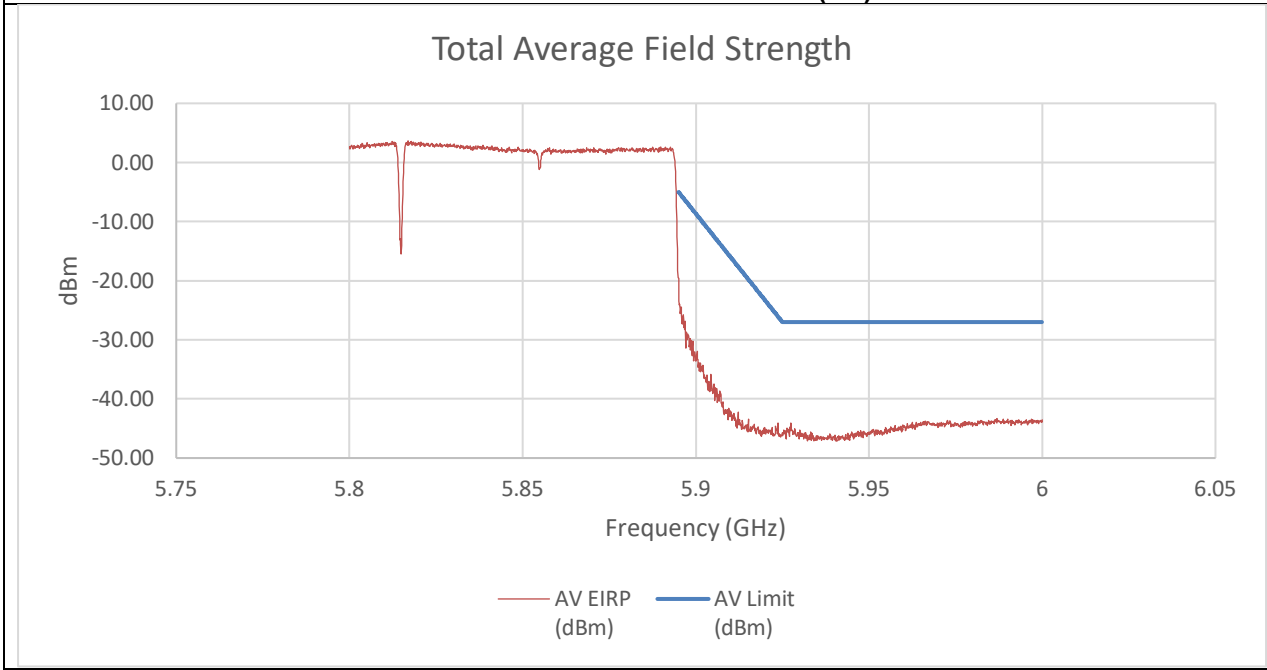

Summed Pk and Av Data at Restricted Band

Frequency (GHz)	PK Reading C1 (dBm)	PK Reading C2 (dBm)	PK EIRP (dBm)	PK EIRP Limit (dBm) (dBuV/m)	Margin (dB)
5.895	-13.76	-14.79	0.44	15.00	-14.56
Frequency (GHz)	**AV Reading C1 (dBm)**	**AV Reading C2 (dBm)**	**AV EIRP (dBm)**	**AV Limit (dBm)**	**Margin (dB)**
5.895	-33.51	-35.24	-19.61	-5.00	-14.61

An array gain of 11.67 dBi was used in the calculation of the summed data.

UL LLC
12 Laboratory Drive, Research Triangle Park, NC 27709; USA TEL:(919)549-1400
This report shall not be reproduced except in full, without the written approval of UL LLC

TX ABOVE 1 GHz 802.11be EHT160 484T+242T+996T (N) PUNCTURED 0x08 MODE IN THE 5.8/5.9 GHz BAND

2TX CHAIN 0 + CHAIN 1 MODE (Low Gain) 5815 MHz Low BE

SUMMED BANDEDGE DATA (Pk)

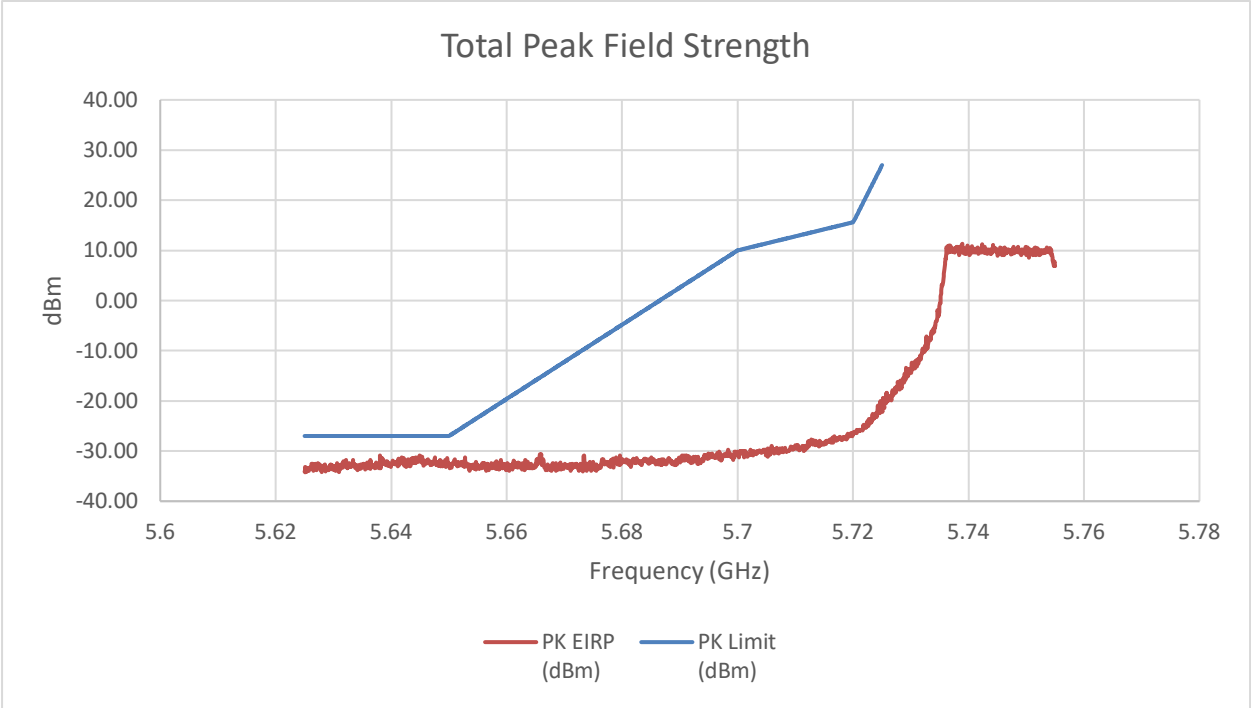

Summed Pk Data at Restricted Band

Frequency (GHz)	PK Reading C1 (dBm)	PK Reading C2 (dBm)	PK EIRP (dBm)	PK EIRP Limit (dBm) (dBuV/m)	Margin (dB)
5.64	-42.56	-41.59	-30.83	-27.00	-3.83

An array gain of 8.21 dBi was used in the calculation of the summed data.

UL LLC
12 Laboratory Drive, Research Triangle Park, NC 27709; USA TEL:(919)549-1400
This report shall not be reproduced except in full, without the written approval of UL LLC

2TX CHAIN 0 + CHAIN 1 MODE (Low Gain) 5815 MHz High BE

SUMMED BANDEDGE DATA (Pk)

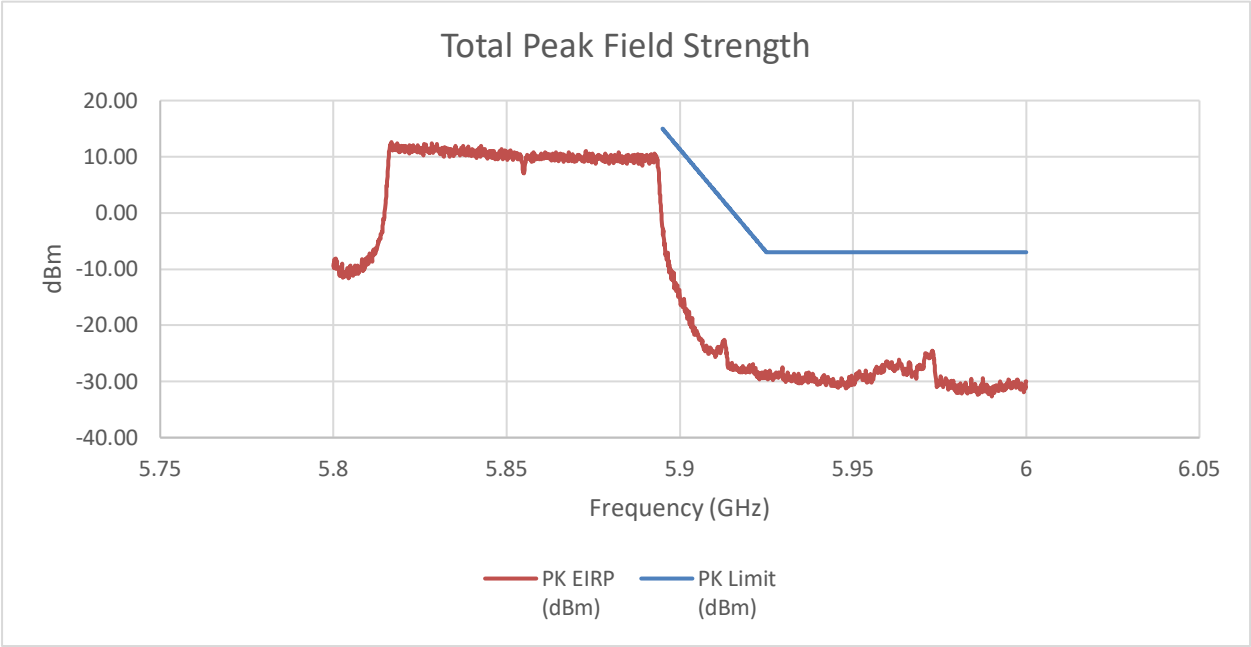

SUMMED BANDEDGE DATA (Av)

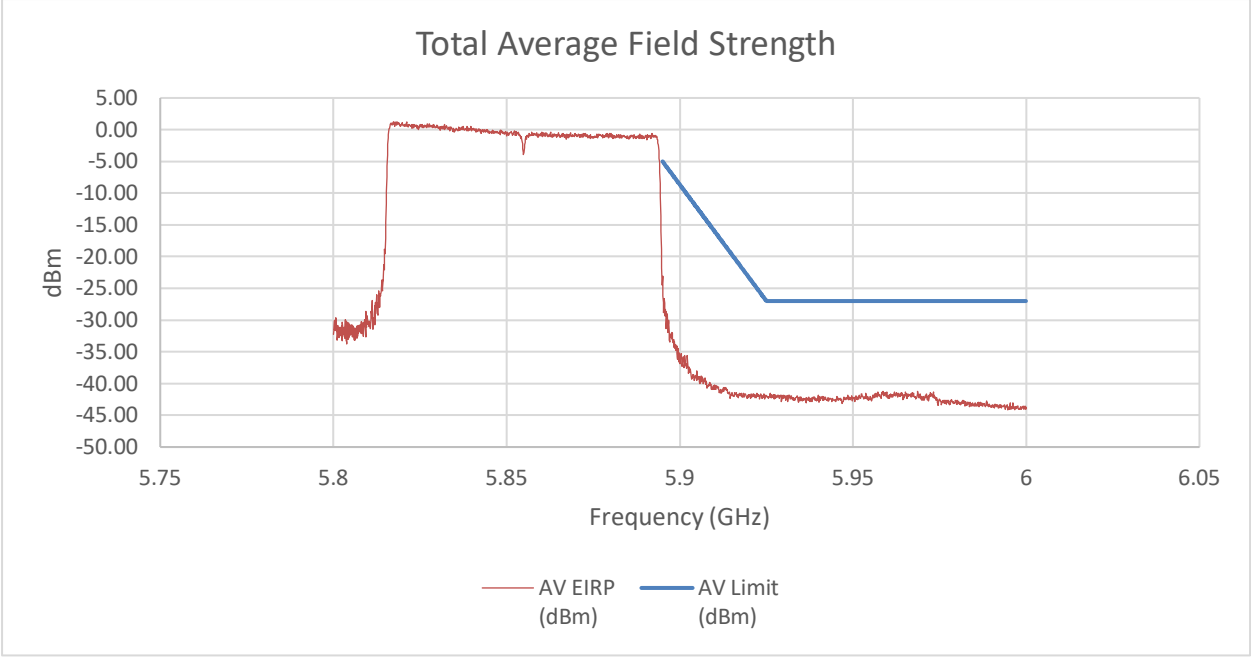

UL LLC
12 Laboratory Drive, Research Triangle Park, NC 27709; USA TEL:(919)549-1400
This report shall not be reproduced except in full, without the written approval of UL LLC

Summed Pk and Av Data at Restricted Band

Frequency (GHz)	PK Reading C1 (dBm)	PK Reading C2 (dBm)	PK EIRP (dBm)	PK EIRP Limit (dBm) (dBuV/m)	Margin (dB)
5.973	-39.22	-33.80	-24.49	-7.00	-17.49
Frequency (GHz)	**AV Reading C1 (dBm)**	**AV Reading C2 (dBm)**	**AV EIRP (dBm)**	**AV Limit (dBm)**	**Margin (dB)**
5.959	-55.64	-50.66	-41.25	-27.00	-14.25

An array gain of 8.21 dBi was used in the calculation of the summed data.

UL LLC
12 Laboratory Drive, Research Triangle Park, NC 27709; USA TEL:(919)549-1400
This report shall not be reproduced except in full, without the written approval of UL LLC

2TX CHAIN 0 + CHAIN 1 MODE (Mid Gain) 5815 MHz Low BE

SUMMED BANDEDGE DATA (Pk)

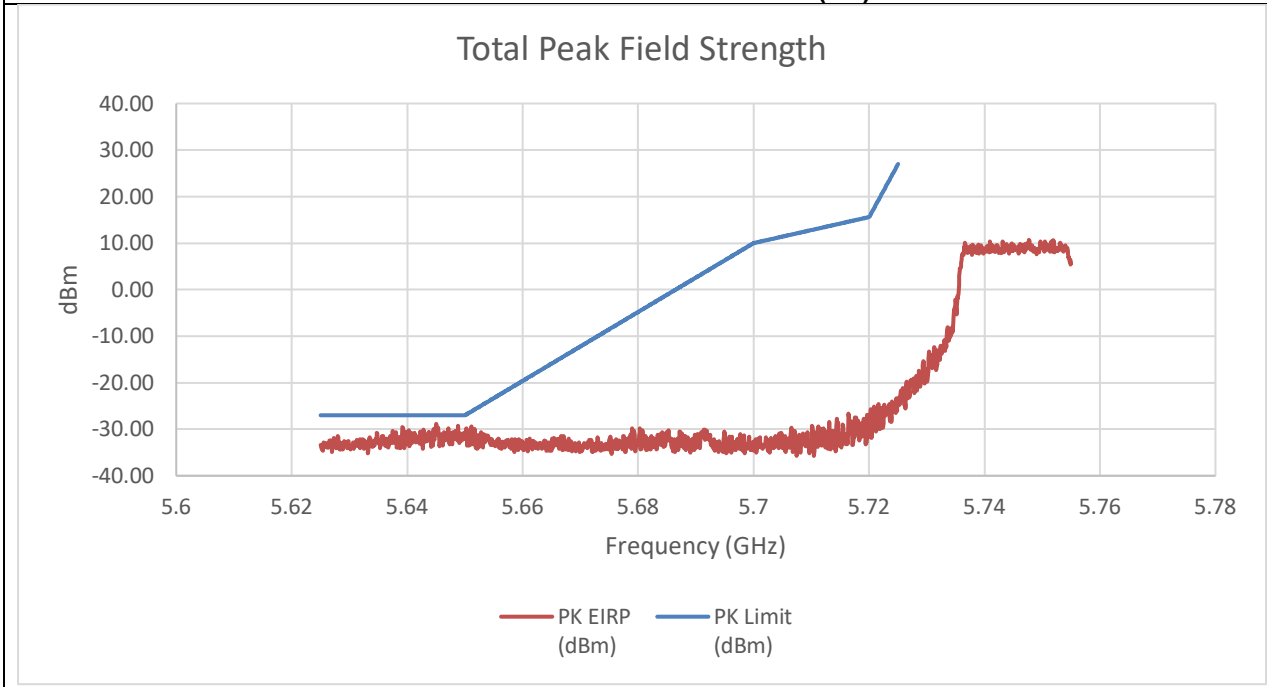

Summed Pk Data at Restricted Band

Frequency (GHz)	PK Reading C1 (dBm)	PK Reading C2 (dBm)	PK EIRP (dBm)	PK EIRP Limit (dBm) (dBuV/m)	Margin (dB)
5.65	-40.41	-45.09	-28.83	-27.00	-1.83

An array gain of 10.31 dBi was used in the calculation of the summed data.

UL LLC
12 Laboratory Drive, Research Triangle Park, NC 27709; USA TEL:(919)549-1400
This report shall not be reproduced except in full, without the written approval of UL LLC

2TX CHAIN 0 + CHAIN 1 MODE (Mid Gain) 5815 MHz High BE

SUMMED BANDEDGE DATA (Pk)

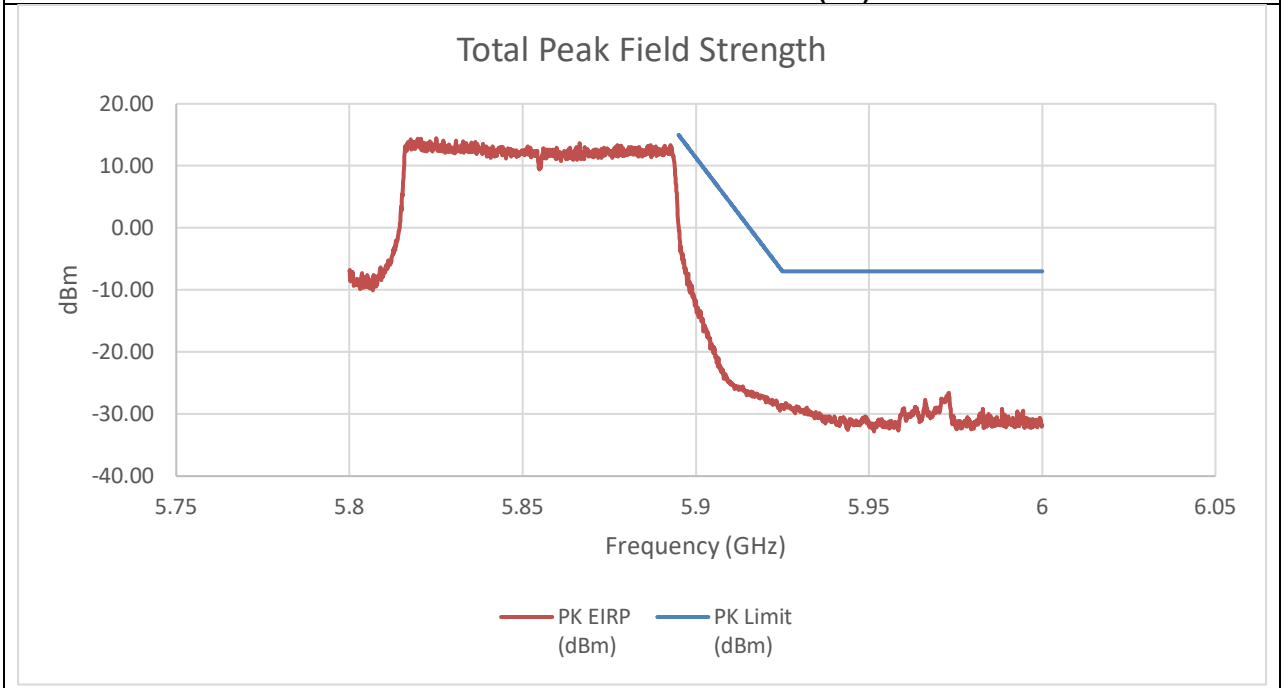

SUMMED BANDEDGE DATA (Av)

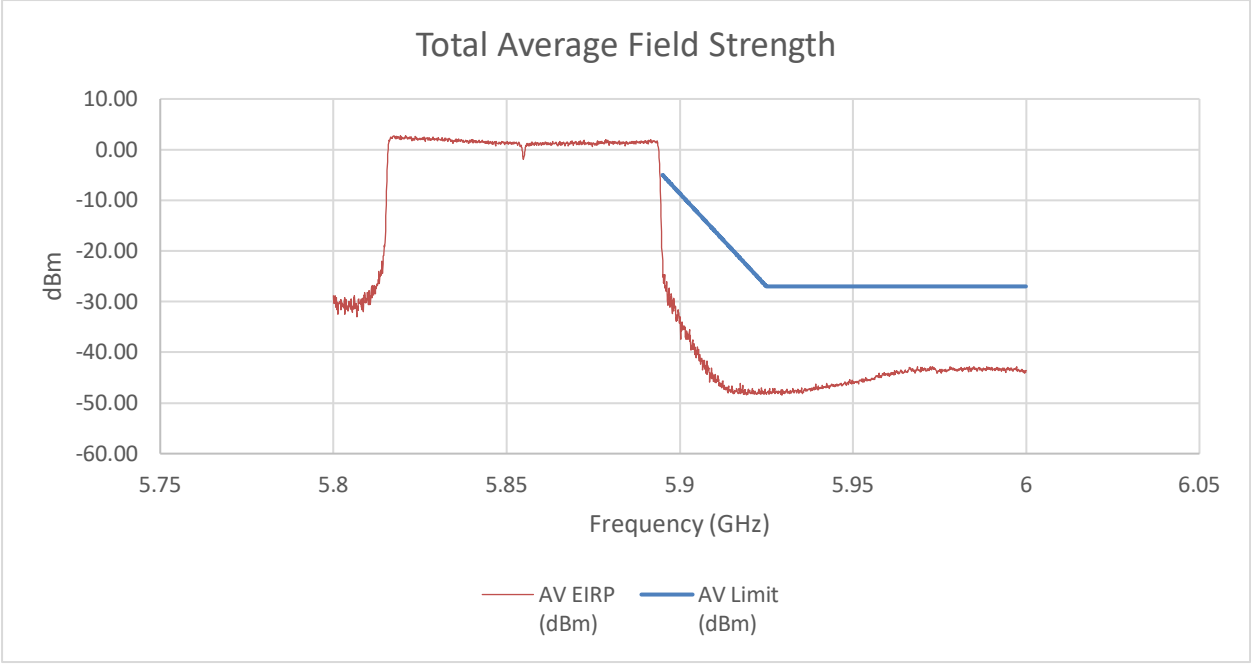

UL LLC
12 Laboratory Drive, Research Triangle Park, NC 27709; USA TEL:(919)549-1400
This report shall not be reproduced except in full, without the written approval of UL LLC

Summed Pk and Av Data at Restricted Band

Frequency (GHz)	PK Reading C1 (dBm)	PK Reading C2 (dBm)	PK EIRP (dBm)	PK EIRP Limit (dBm) (dBuV/m)	Margin (dB)
5.895	-13.24	-13.48	-0.04	15.00	-15.04
Frequency (GHz)	**AV Reading C1 (dBm)**	**AV Reading C2 (dBm)**	**AV EIRP (dBm)**	**AV Limit (dBm)**	**Margin (dB)**
5.973	-55.68	-56.61	-42.80	-27.00	-15.80

An array gain of 10.31 dBi was used in the calculation of the summed data.

UL LLC
12 Laboratory Drive, Research Triangle Park, NC 27709; USA TEL:(919)549-1400
This report shall not be reproduced except in full, without the written approval of UL LLC

2TX CHAIN 0 + CHAIN 1 MODE (High Gain) 5815 MHz Low BE

PK MEASUREMENT

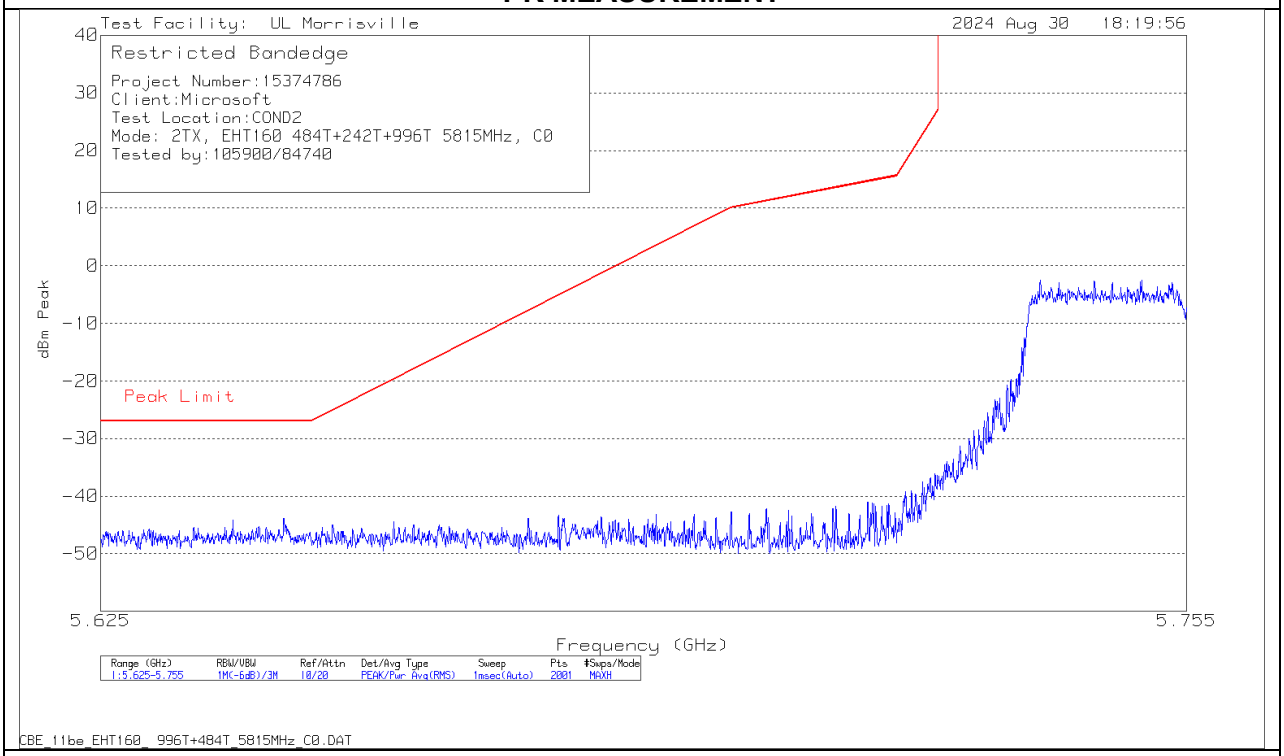

SUMMED BANDEDGE DATA (Pk)

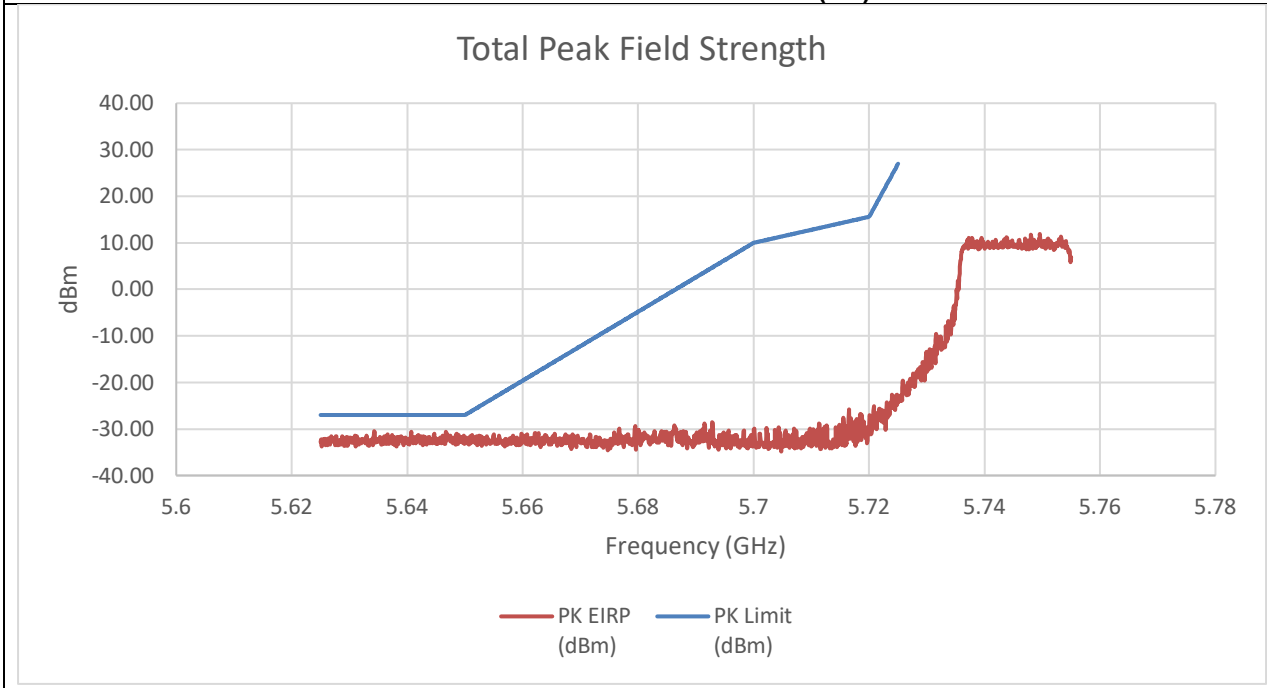

UL LLC
12 Laboratory Drive, Research Triangle Park, NC 27709; USA TEL:(919)549-1400
This report shall not be reproduced except in full, without the written approval of UL LLC

Summed Pk Data at Restricted Band

Frequency (GHz)	PK Reading C1 (dBm)	PK Reading C2 (dBm)	PK EIRP (dBm)	PK EIRP Limit (dBm) (dBuV/m)	Margin (dB)
5.63	-45.93	-44.53	-30.49	-27.00	-3.49

An array gain of 11.67 dBi was used in the calculation of the summed data.

UL LLC
12 Laboratory Drive, Research Triangle Park, NC 27709; USA TEL:(919)549-1400
This report shall not be reproduced except in full, without the written approval of UL LLC

2TX CHAIN 0 + CHAIN 1 MODE (High Gain) 5815 MHz High BE

PK MEASUREMENT

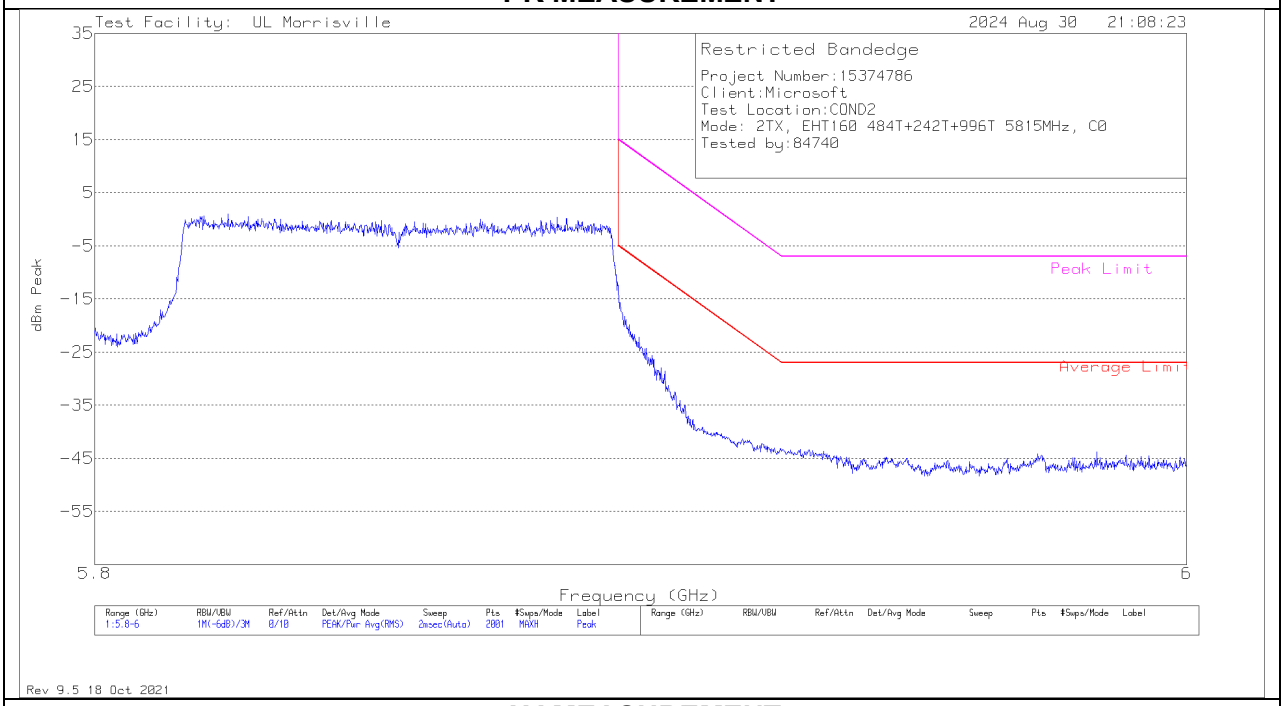

AV MEASUREMENT

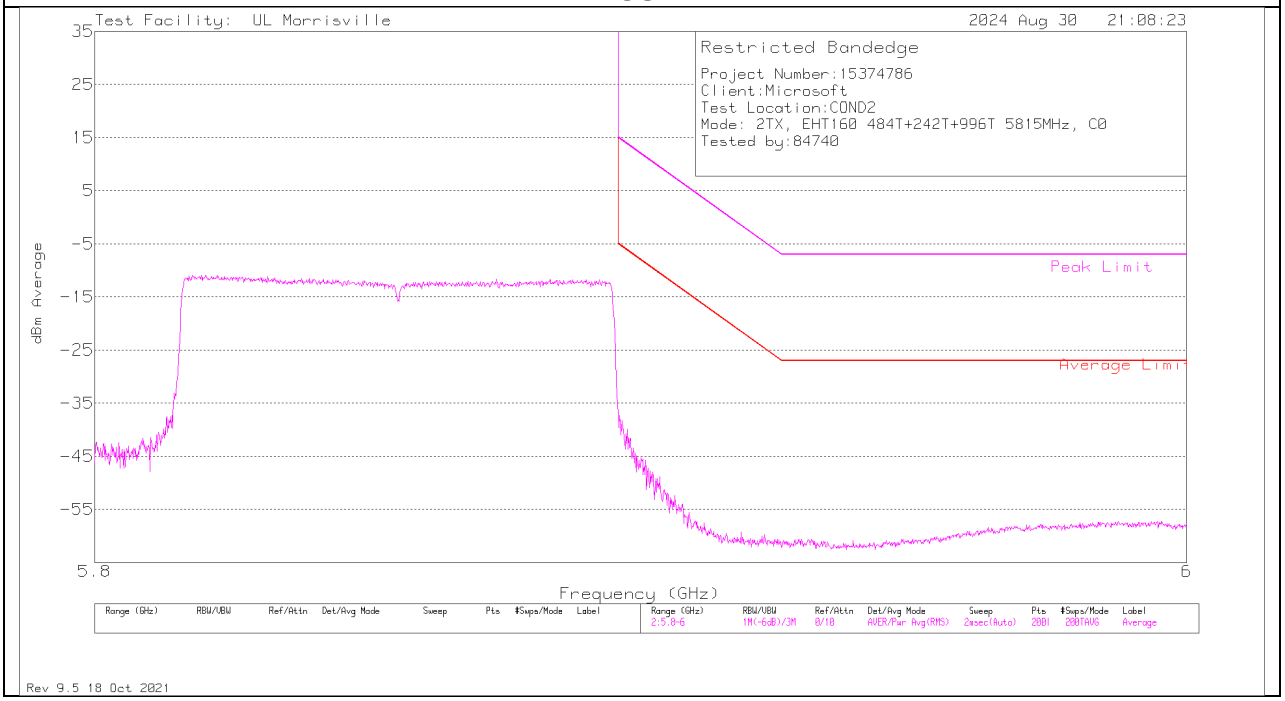

UL LLC
12 Laboratory Drive, Research Triangle Park, NC 27709; USA TEL:(919)549-1400
This report shall not be reproduced except in full, without the written approval of UL LLC

SUMMED BANDEDGE DATA (Pk)

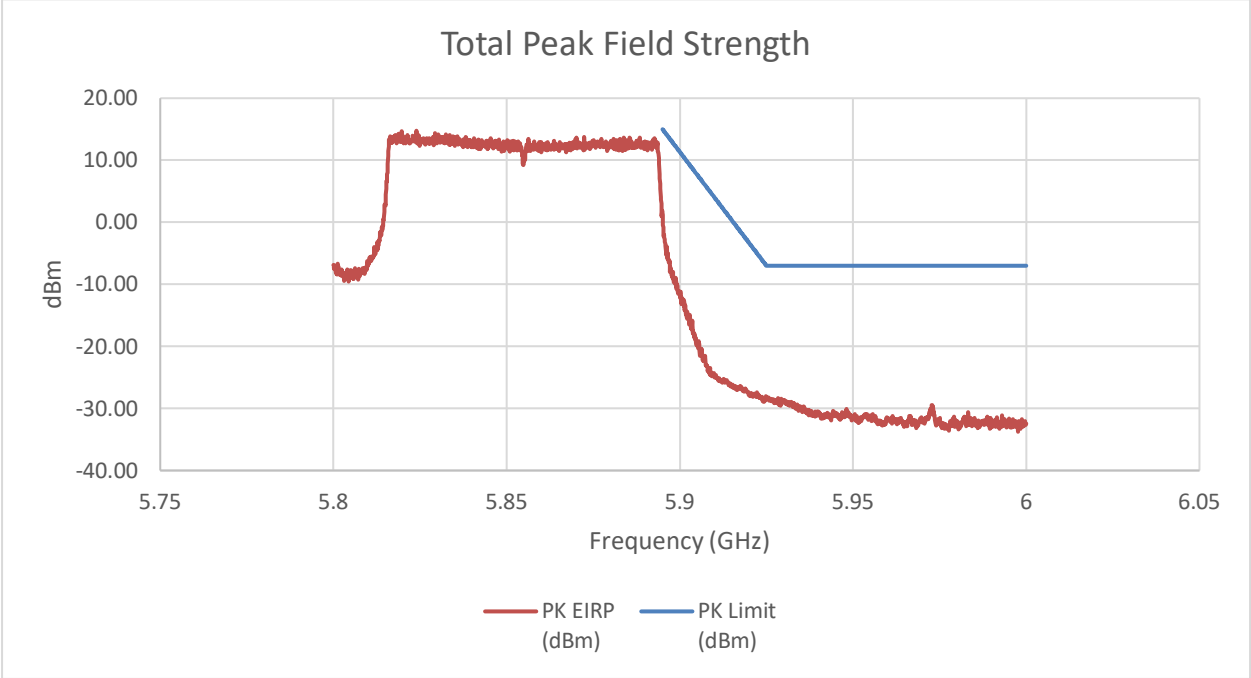

SUMMED BANDEDGE DATA (Av)

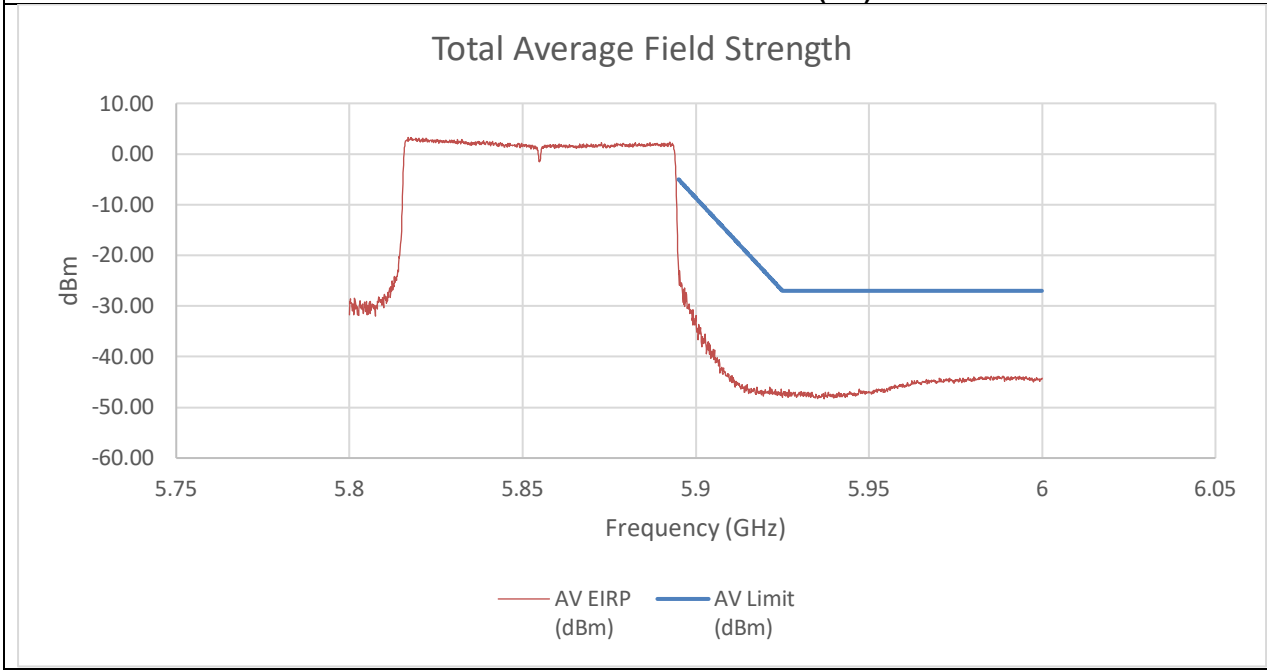

Summed Pk and Av Data at Restricted Band

Frequency (GHz)	PK Reading C1 (dBm)	PK Reading C2 (dBm)	PK EIRP (dBm)	PK EIRP Limit (dBm) (dBuV/m)	Margin (dB)
5.895	-12.80	-14.30	1.19	15.00	-13.81
Frequency (GHz)	**AV Reading C1 (dBm)**	**AV Reading C2 (dBm)**	**AV EIRP (dBm)**	**AV Limit (dBm)**	**Margin (dB)**
5.987	-57.46	-59.85	-43.81	-27.00	-16.81

An array gain of 11.67 dBi was used in the calculation of the summed data.

UL LLC
12 Laboratory Drive, Research Triangle Park, NC 27709; USA TEL:(919)549-1400
This report shall not be reproduced except in full, without the written approval of UL LLC

TX ABOVE 1 GHz 802.11be EHT160 996T+242T+484T (N) PUNCTURED 0x10 MODE IN THE 5.8/5.9 GHz BAND

2TX CHAIN 0 + CHAIN 1 MODE (Low Gain) 5815 MHz Low BE

SUMMED BANDEDGE DATA (Pk)

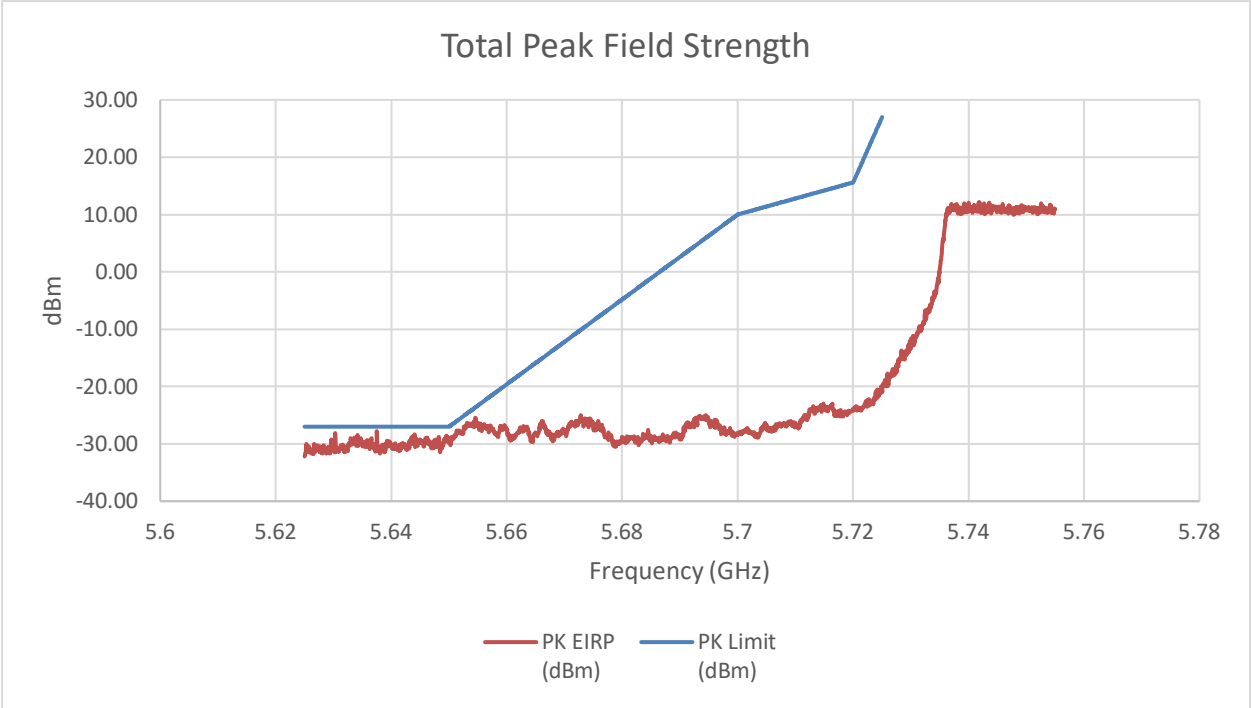

Summed Pk Data at Restricted Band

Frequency (GHz)	PK Reading C1 (dBm)	PK Reading C2 (dBm)	PK EIRP (dBm)	PK EIRP Limit (dBm) (dBuV/m)	Margin (dB)
5.64	-37.16	-42.18	-27.76	-27.00	-0.76

An array gain of 8.21 dBi was used in the calculation of the summed data.

UL LLC
12 Laboratory Drive, Research Triangle Park, NC 27709; USA TEL:(919)549-1400
This report shall not be reproduced except in full, without the written approval of UL LLC

2TX CHAIN 0 + CHAIN 1 MODE (Low Gain) 5815 MHz High BE

SUMMED BANDEDGE DATA (Pk)

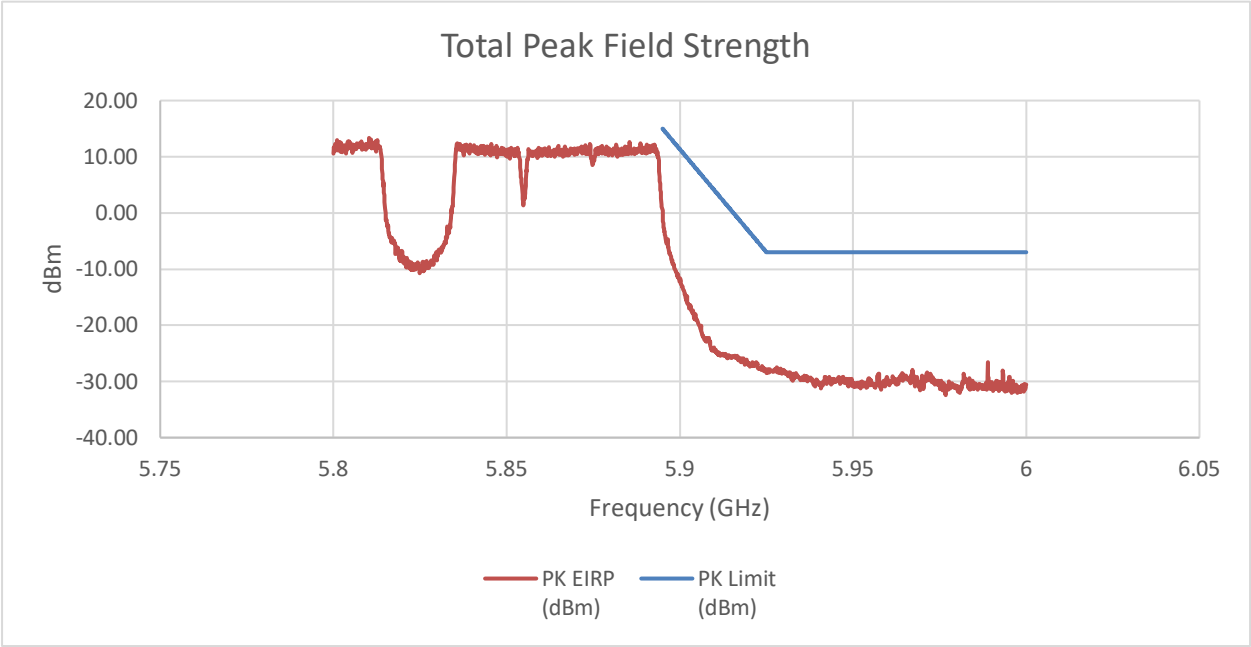

SUMMED BANDEDGE DATA (Av)

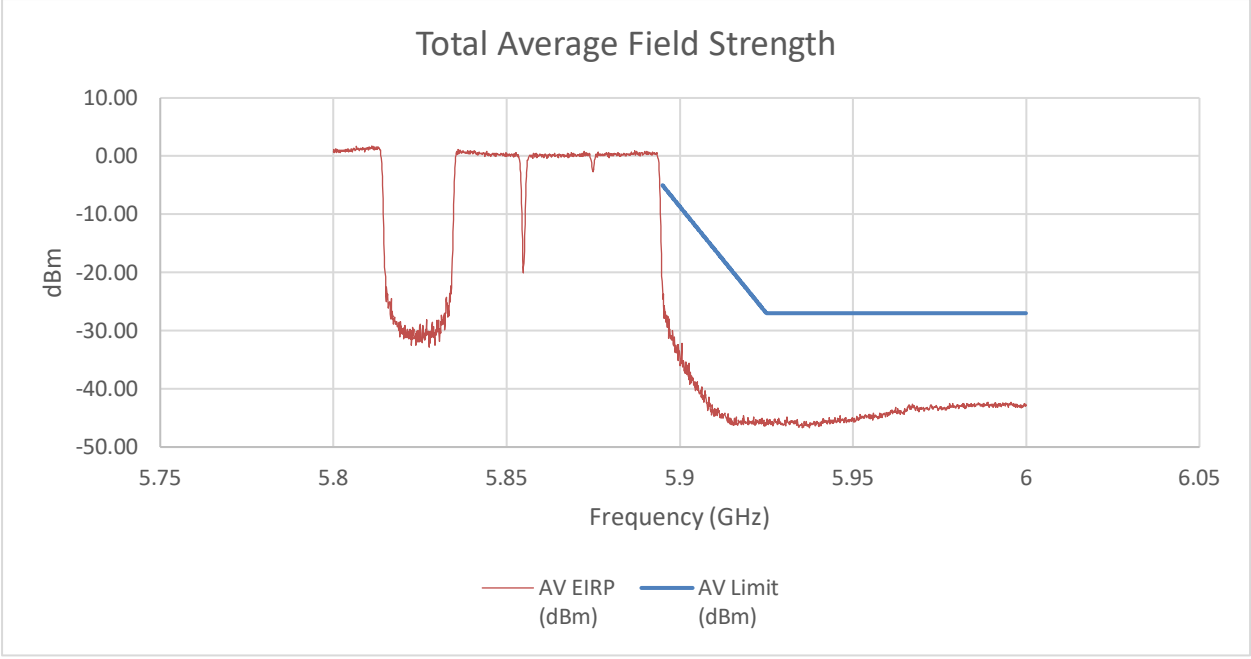

UL LLC
12 Laboratory Drive, Research Triangle Park, NC 27709; USA TEL:(919)549-1400
This report shall not be reproduced except in full, without the written approval of UL LLC

Summed Pk and Av Data at Restricted Band

Frequency (GHz)	PK Reading C1 (dBm)	PK Reading C2 (dBm)	PK EIRP (dBm)	PK EIRP Limit (dBm) (dBuV/m)	Margin (dB)
5.895	-11.43	-10.24	0.43	15.00	-14.57
Frequency (GHz)	**AV Reading C1 (dBm)**	**AV Reading C2 (dBm)**	**AV EIRP (dBm)**	**AV Limit (dBm)**	**Margin (dB)**
5.989	-52.59	-54.63	-42.27	-27.00	-15.27

An array gain of 8.21 dBi was used in the calculation of the summed data.

UL LLC
12 Laboratory Drive, Research Triangle Park, NC 27709; USA TEL:(919)549-1400
This report shall not be reproduced except in full, without the written approval of UL LLC

2TX CHAIN 0 + CHAIN 1 MODE (Mid Gain) 5815 MHz Low BE

SUMMED BANDEDGE DATA (Pk)

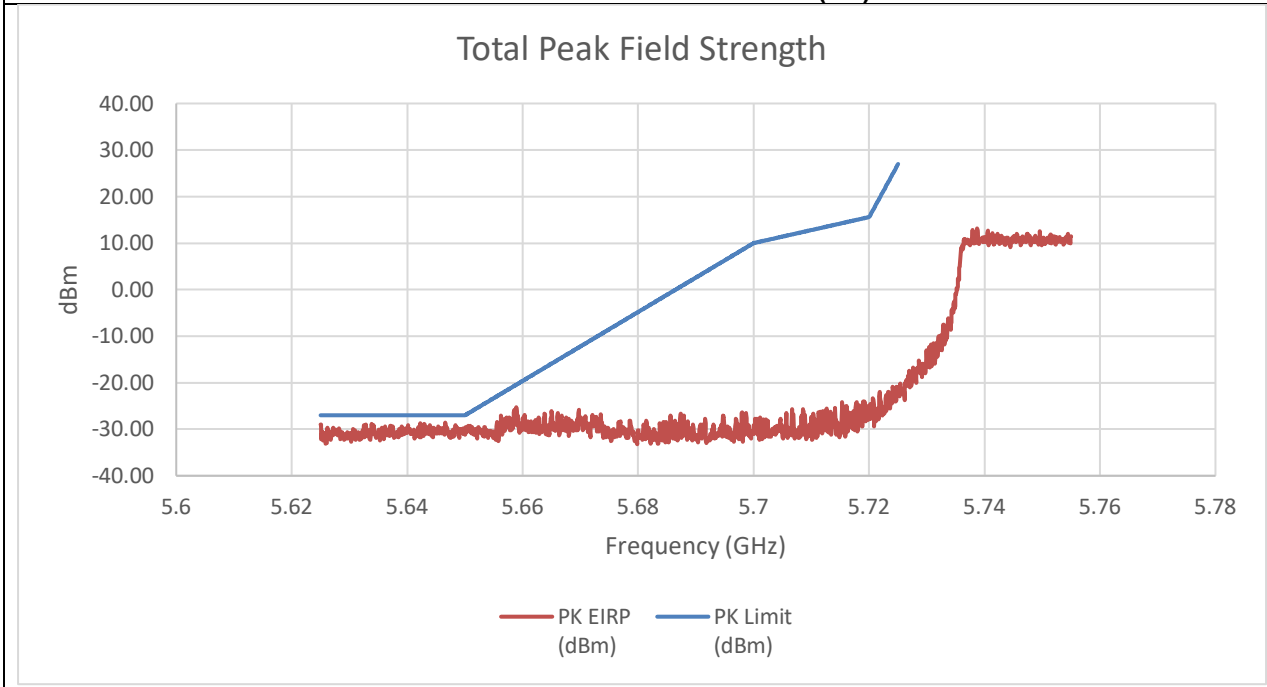

Summed Pk Data at Restricted Band

Frequency (GHz)	PK Reading C1 (dBm)	PK Reading C2 (dBm)	PK EIRP (dBm)	PK EIRP Limit (dBm) (dBuV/m)	Margin (dB)
5.65	-43.47	-40.78	-28.60	-27.00	-1.60

An array gain of 10.31 dBi was used in the calculation of the summed data.

UL LLC
12 Laboratory Drive, Research Triangle Park, NC 27709; USA TEL:(919)549-1400
This report shall not be reproduced except in full, without the written approval of UL LLC

2TX CHAIN 0 + CHAIN 1 MODE (Mid Gain) 5815 MHz High BE

SUMMED BANDEDGE DATA (Pk)

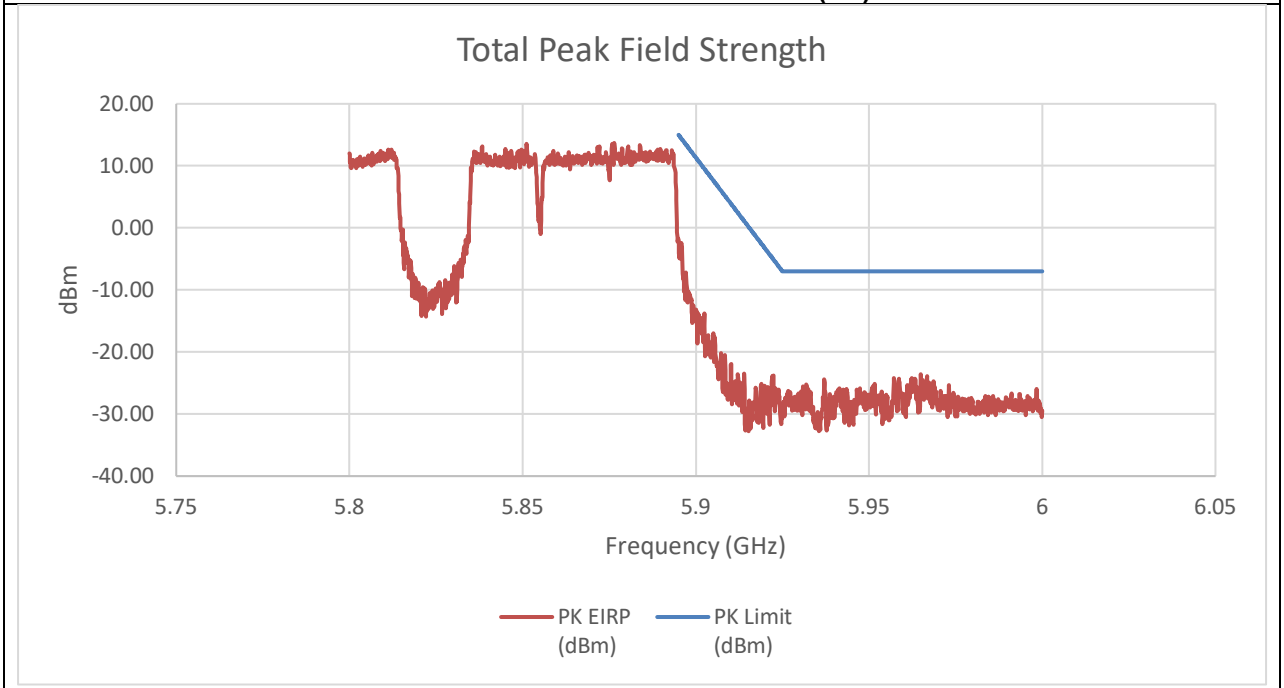

SUMMED BANDEDGE DATA (Av)

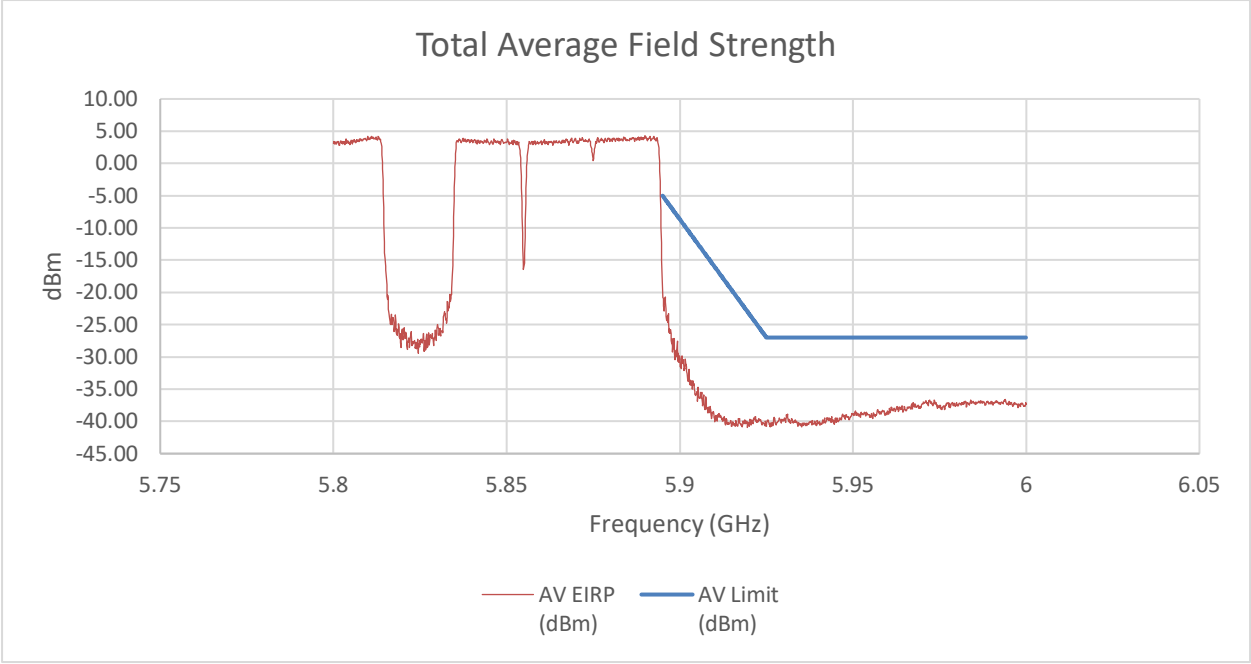

UL LLC
12 Laboratory Drive, Research Triangle Park, NC 27709; USA TEL:(919)549-1400
This report shall not be reproduced except in full, without the written approval of UL LLC

Summed Pk and Av Data at Restricted Band

Frequency (GHz)	PK Reading C1 (dBm)	PK Reading C2 (dBm)	PK EIRP (dBm)	PK EIRP Limit (dBm) (dBuV/m)	Margin (dB)
5.965	-35.54	-39.04	-23.63	-7.00	-16.63
Frequency (GHz)	**AV Reading C1 (dBm)**	**AV Reading C2 (dBm)**	**AV EIRP (dBm)**	**AV Limit (dBm)**	**Margin (dB)**
5.994	-49.75	-50.10	-36.60	-27.00	-9.60

An array gain of 10.31 dBi was used in the calculation of the summed data.

UL LLC
12 Laboratory Drive, Research Triangle Park, NC 27709; USA TEL:(919)549-1400
This report shall not be reproduced except in full, without the written approval of UL LLC

2TX CHAIN 0 + CHAIN 1 MODE (High Gain) 5815 MHz Low BE

PK MEASUREMENT

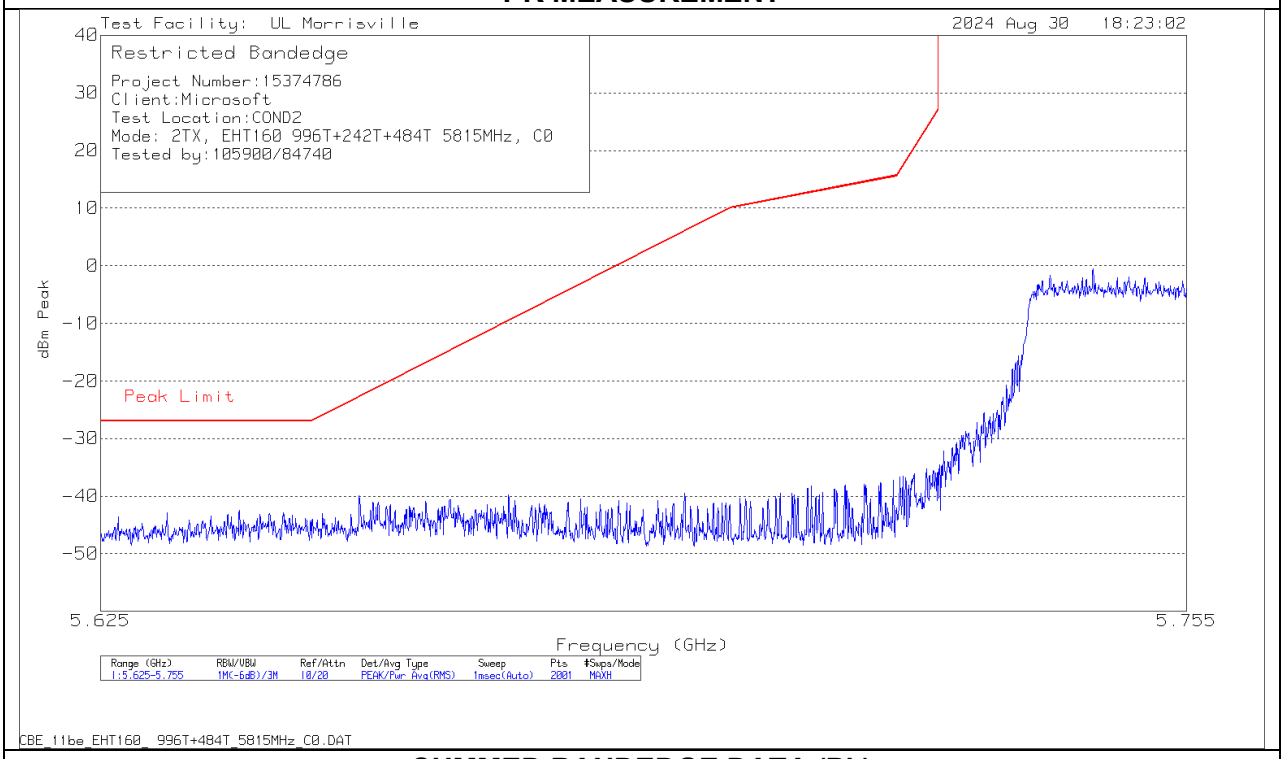

SUMMED BANDEDGE DATA (Pk)

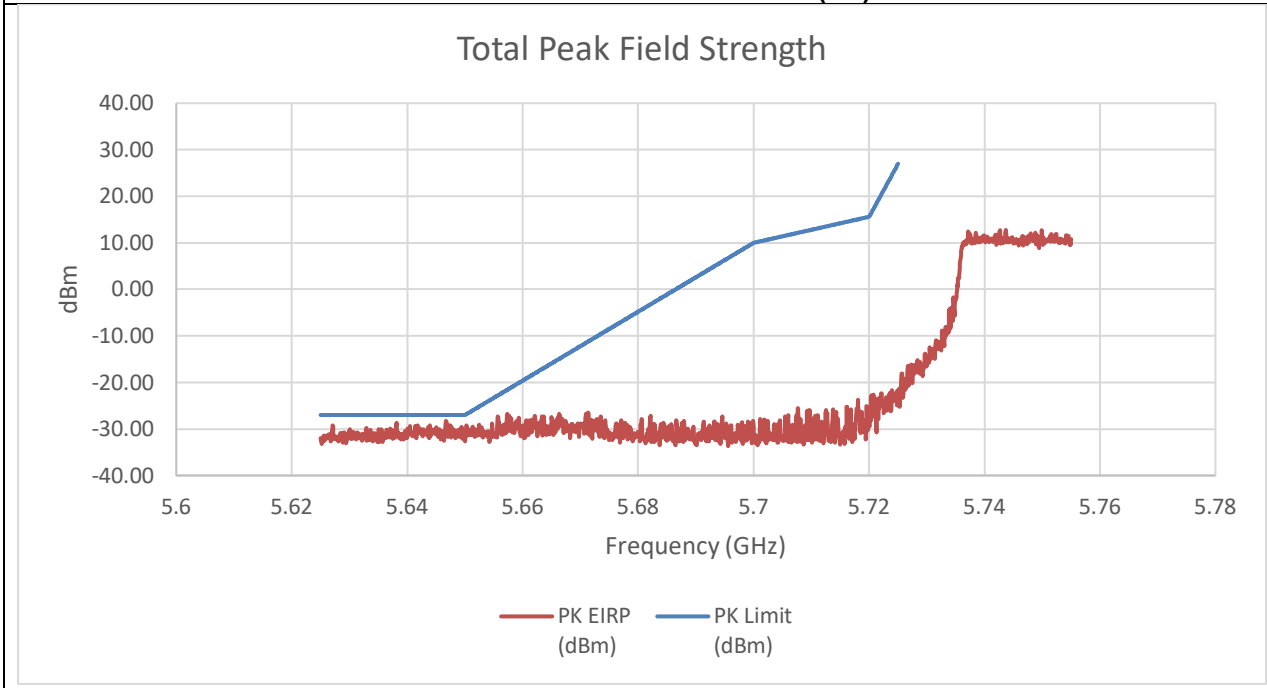

UL LLC
12 Laboratory Drive, Research Triangle Park, NC 27709; USA TEL:(919)549-1400
This report shall not be reproduced except in full, without the written approval of UL LLC

Summed Pk Data at Restricted Band

Frequency (GHz)	PK Reading C1 (dBm)	PK Reading C2 (dBm)	PK EIRP (dBm)	PK EIRP Limit (dBm) (dBuV/m)	Margin (dB)
5.65	-42.91	-42.89	-28.22	-27.00	-1.22

An array gain of 11.67 dBi was used in the calculation of the summed data.

UL LLC
12 Laboratory Drive, Research Triangle Park, NC 27709; USA TEL:(919)549-1400
This report shall not be reproduced except in full, without the written approval of UL LLC

2TX CHAIN 0 + CHAIN 1 MODE (High Gain) 5815 MHz High BE

PK MEASUREMENT

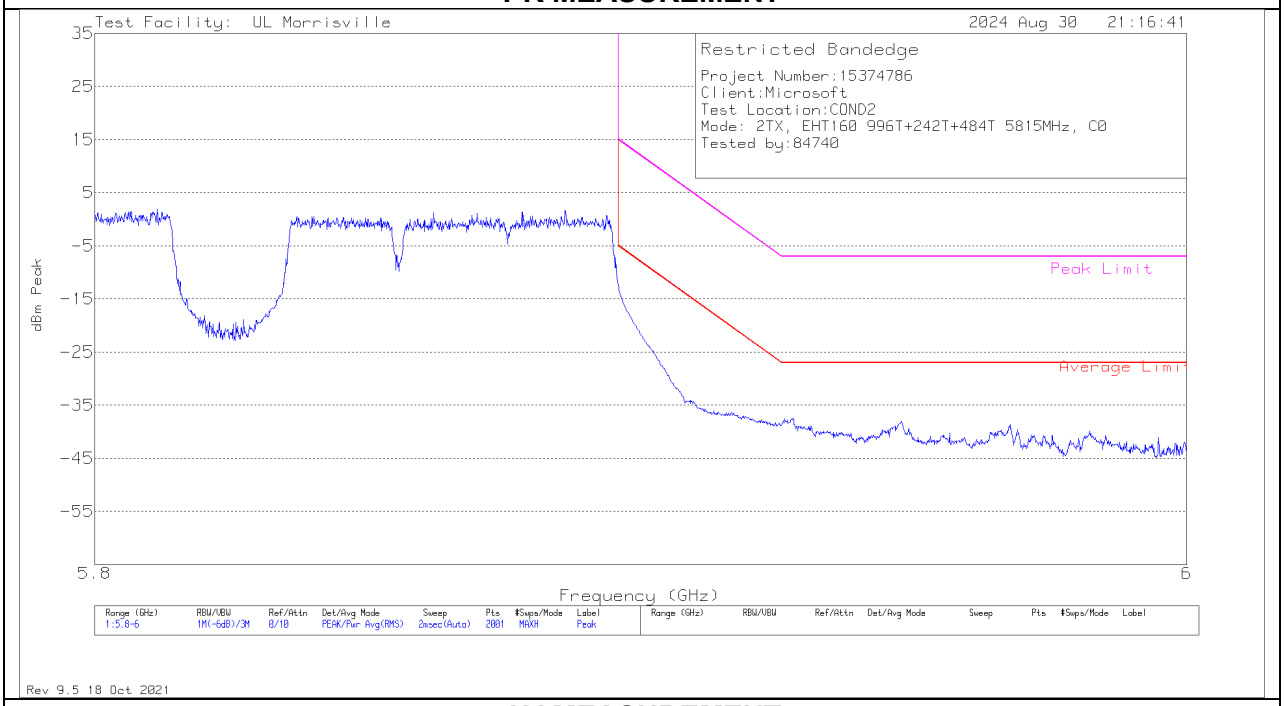

AV MEASUREMENT

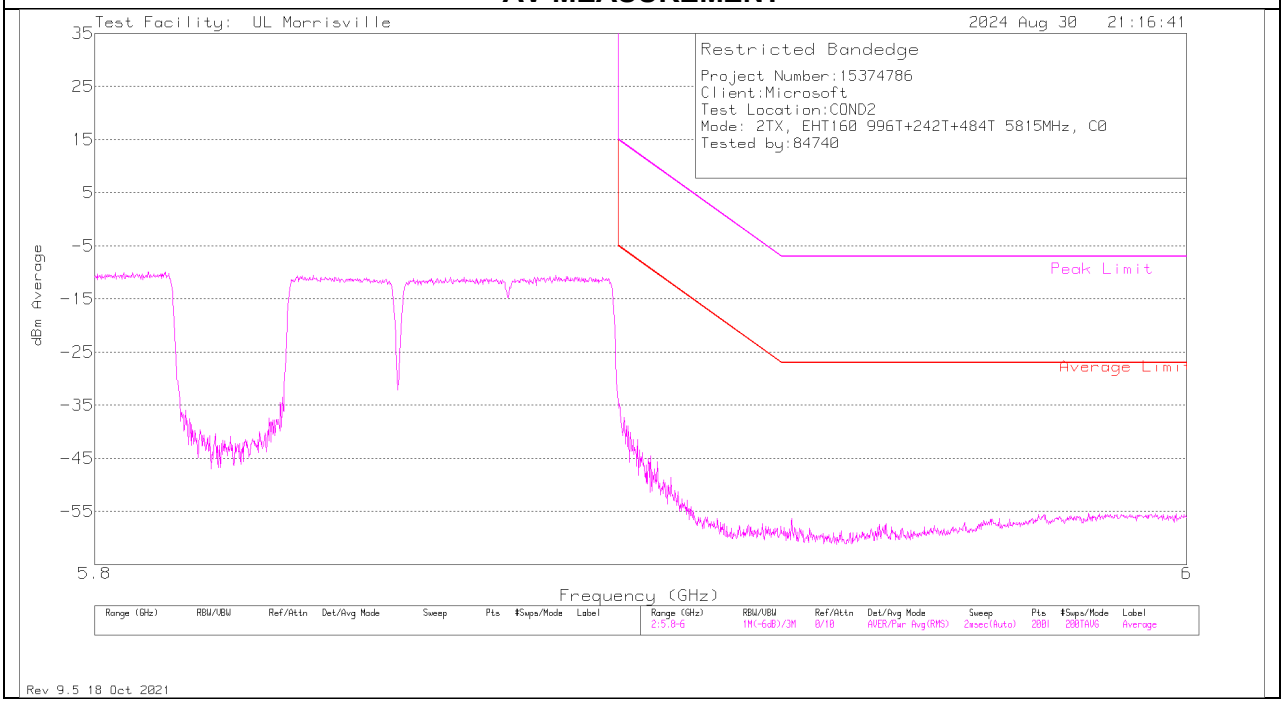

UL LLC
12 Laboratory Drive, Research Triangle Park, NC 27709; USA TEL:(919)549-1400
This report shall not be reproduced except in full, without the written approval of UL LLC

SUMMED BANDEDGE DATA (Pk)

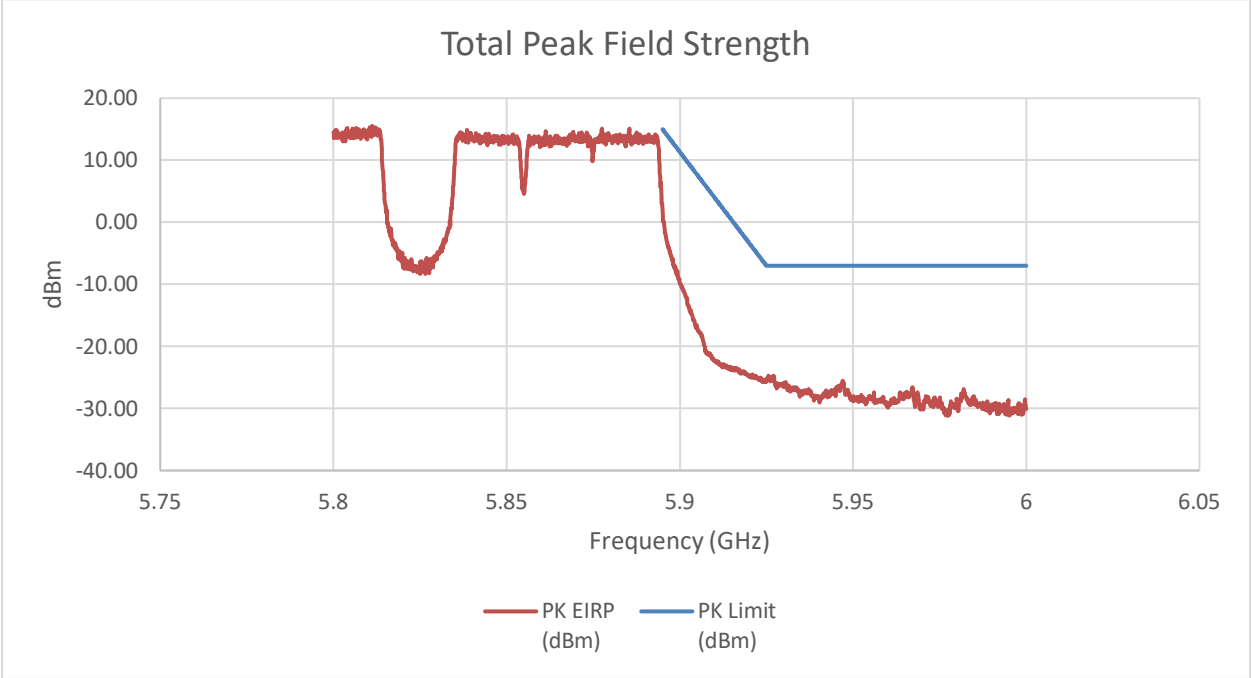

SUMMED BANDEDGE DATA (Av)

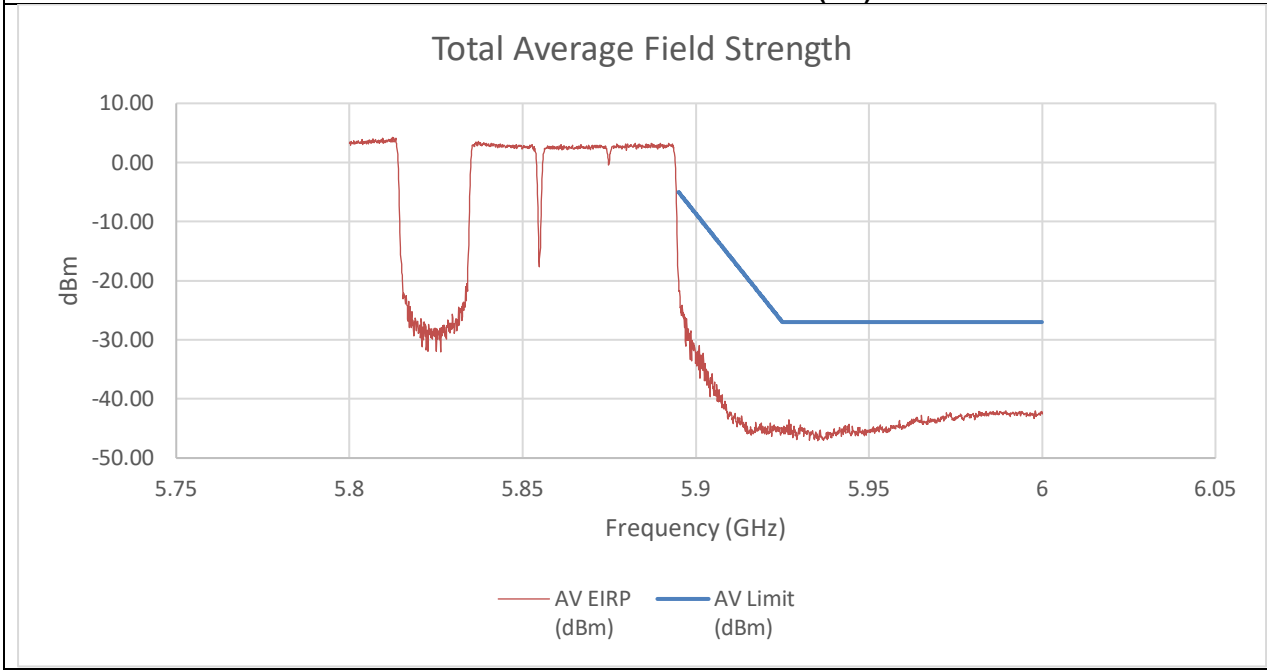

Summed Pk and Av Data at Restricted Band

Frequency (GHz)	PK Reading C1 (dBm)	PK Reading C2 (dBm)	PK EIRP (dBm)	PK EIRP Limit (dBm) (dBuV/m)	Margin (dB)
5.895	-12.42	-14.98	1.17	15.00	-13.83
Frequency (GHz)	**AV Reading C1 (dBm)**	**AV Reading C2 (dBm)**	**AV EIRP (dBm)**	**AV Limit (dBm)**	**Margin (dB)**
5.998	-55.48	-58.25	-41.97	-27.00	-14.97

An array gain of 11.67 dBi was used in the calculation of the summed data.

UL LLC
12 Laboratory Drive, Research Triangle Park, NC 27709; USA TEL:(919)549-1400
This report shall not be reproduced except in full, without the written approval of UL LLC

TX ABOVE 1 GHz 802.11be EHT160 996T+242T+484T (N) PUNCTURED 0x20 MODE IN THE 5.8/5.9 GHz BAND

2TX CHAIN 0 + CHAIN 1 MODE (Low Gain) 5815 MHz Low BE

SUMMED BANDEDGE DATA (Pk)

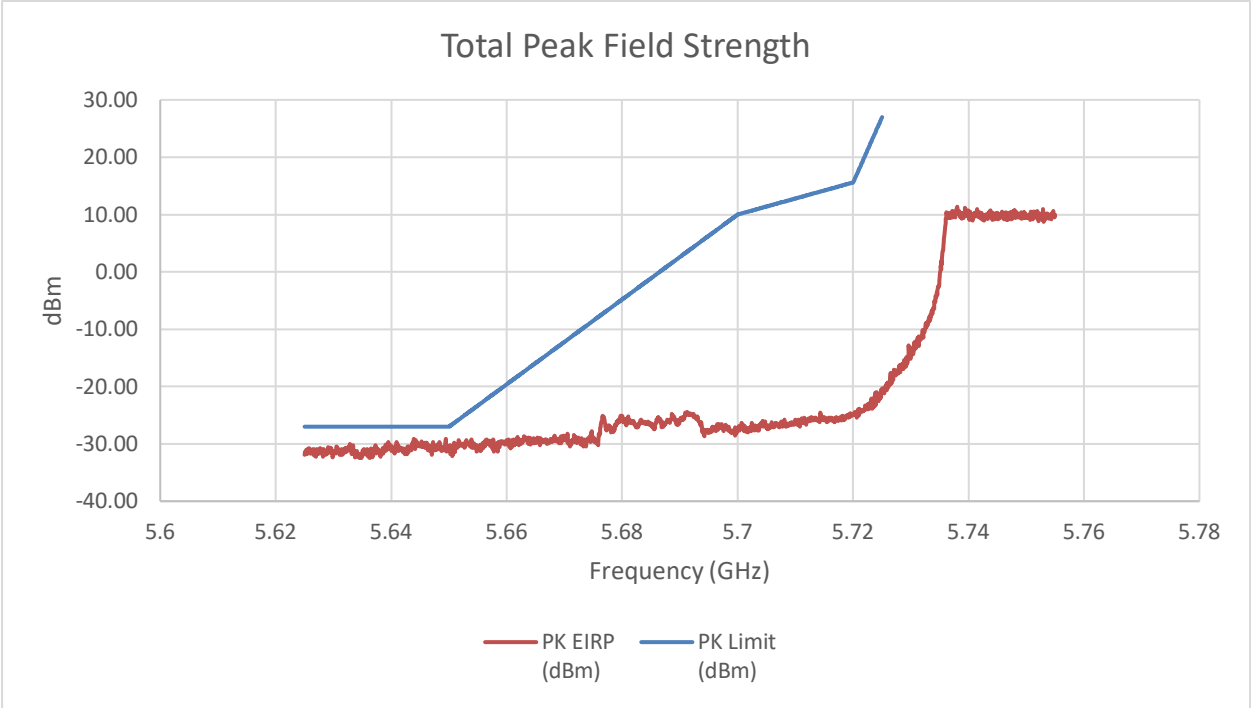

Summed Pk Data at Restricted Band

Frequency (GHz)	PK Reading C1 (dBm)	PK Reading C2 (dBm)	PK EIRP (dBm)	PK EIRP Limit (dBm) (dBuV/m)	Margin (dB)
5.65	-41.20	-39.53	-29.06	-27.00	-2.06

An array gain of 8.21 dBi was used in the calculation of the summed data.

UL LLC
12 Laboratory Drive, Research Triangle Park, NC 27709; USA TEL:(919)549-1400
This report shall not be reproduced except in full, without the written approval of UL LLC

2TX CHAIN 0 + CHAIN 1 MODE (Low Gain) 5815 MHz High BE

SUMMED BANDEDGE DATA (Pk)

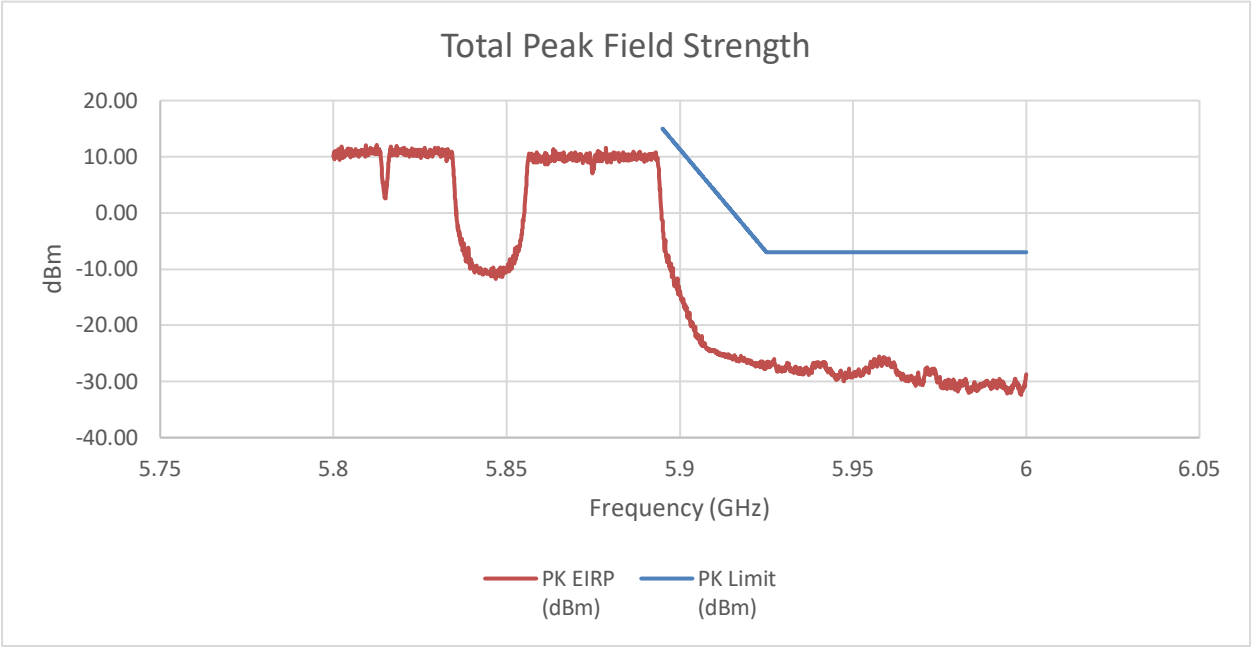

SUMMED BANDEDGE DATA (Av)

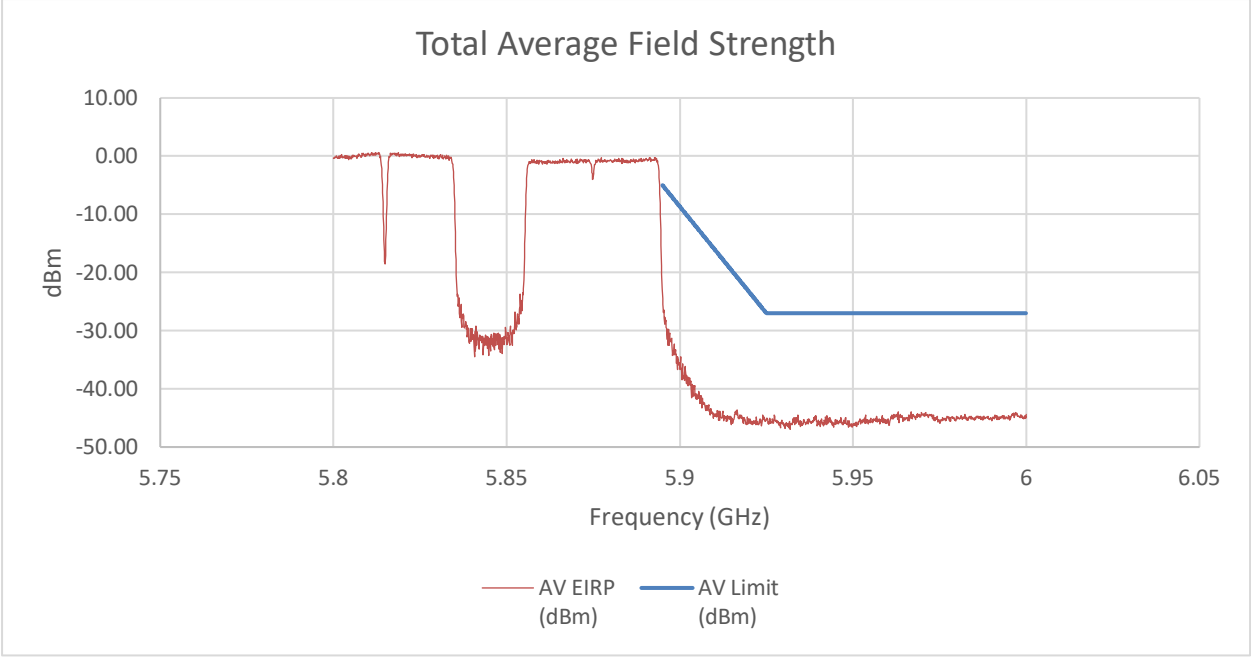

UL LLC
12 Laboratory Drive, Research Triangle Park, NC 27709; USA TEL:(919)549-1400
This report shall not be reproduced except in full, without the written approval of UL LLC

Summed Pk and Av Data at Restricted Band

Frequency (GHz)	PK Reading C1 (dBm)	PK Reading C2 (dBm)	PK EIRP (dBm)	PK EIRP Limit (dBm) (dBuV/m)	Margin (dB)
5.895	-11.73	-13.84	-1.44	15.00	-16.44
Frequency (GHz)	**AV Reading C1 (dBm)**	**AV Reading C2 (dBm)**	**AV EIRP (dBm)**	**AV Limit (dBm)**	**Margin (dB)**
5.963	-53.68	-57.47	-43.95	-27.00	-16.95

An array gain of 8.21 dBi was used in the calculation of the summed data.

UL LLC
12 Laboratory Drive, Research Triangle Park, NC 27709; USA TEL:(919)549-1400
This report shall not be reproduced except in full, without the written approval of UL LLC

2TX CHAIN 0 + CHAIN 1 MODE (Mid Gain) 5815 MHz Low BE

SUMMED BANDEDGE DATA (Pk)

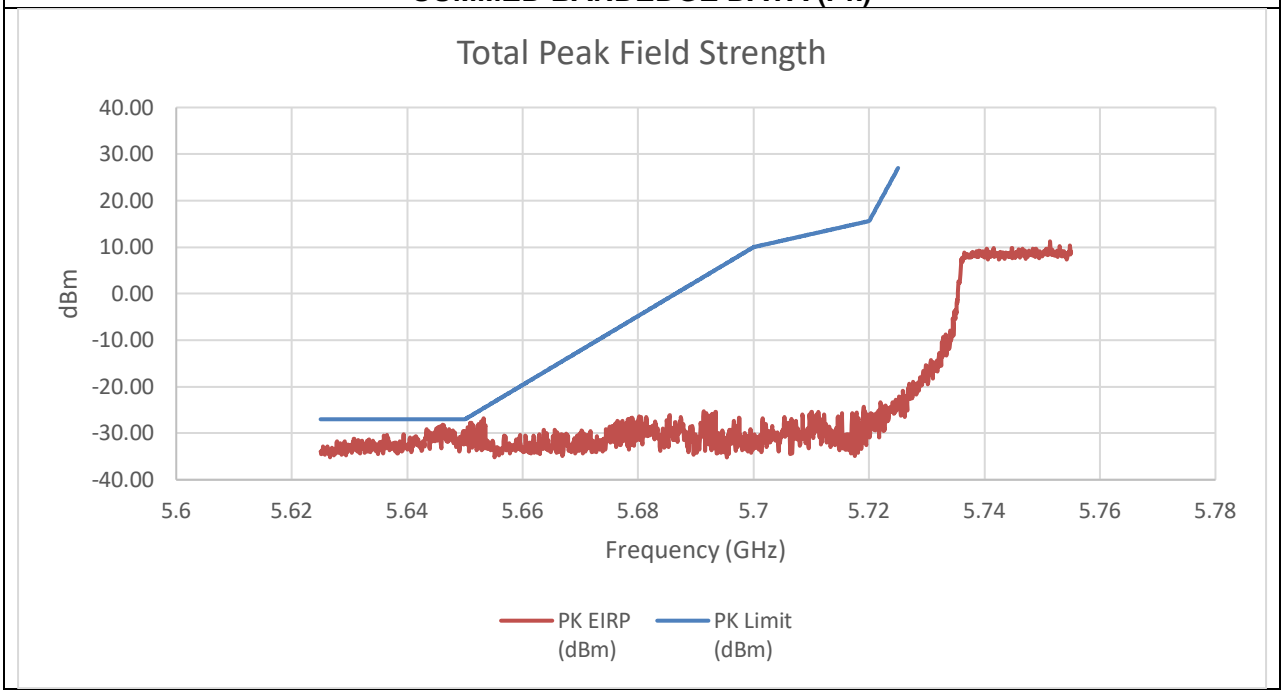

Summed Pk Data at Restricted Band

Frequency (GHz)	PK Reading C1 (dBm)	PK Reading C2 (dBm)	PK EIRP (dBm)	PK EIRP Limit (dBm) (dBuV/m)	Margin (dB)
5.65	-46.03	-39.23	-28.10	-27.00	-1.10

An array gain of 10.31 dBi was used in the calculation of the summed data.

UL LLC
12 Laboratory Drive, Research Triangle Park, NC 27709; USA TEL:(919)549-1400
This report shall not be reproduced except in full, without the written approval of UL LLC

2TX CHAIN 0 + CHAIN 1 MODE (Mid Gain) 5815 MHz High BE

SUMMED BANDEDGE DATA (Pk)

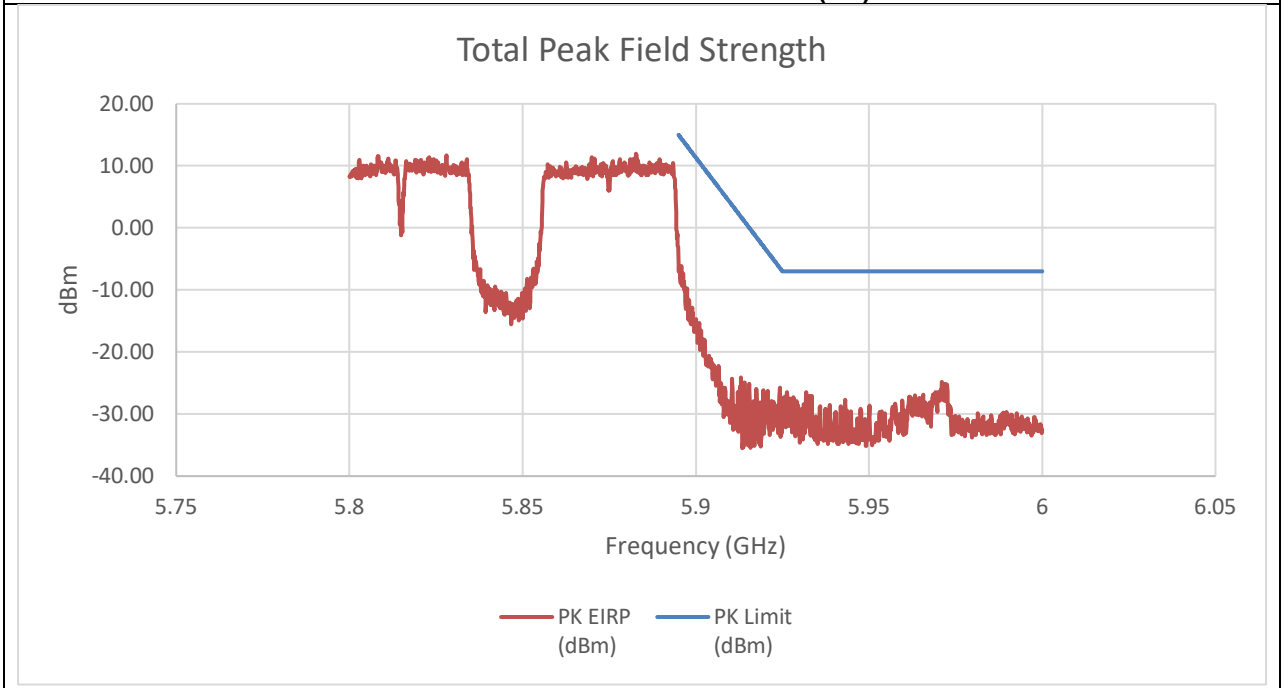

SUMMED BANDEDGE DATA (Av)

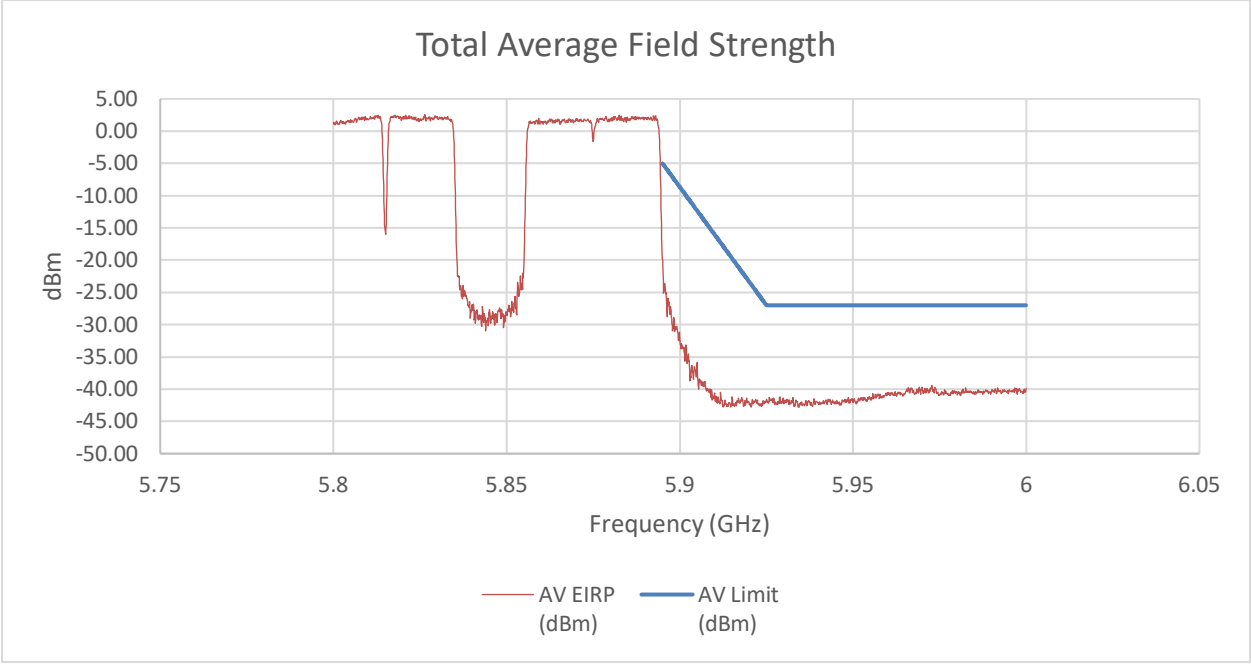

UL LLC
12 Laboratory Drive, Research Triangle Park, NC 27709; USA TEL:(919)549-1400
This report shall not be reproduced except in full, without the written approval of UL LLC

Summed Pk and Av Data at Restricted Band

Frequency (GHz)	PK Reading C1 (dBm)	PK Reading C2 (dBm)	PK EIRP (dBm)	PK EIRP Limit (dBm) (dBuV/m)	Margin (dB)
5.971	-43.39	-35.85	-24.84	-7.00	-17.84
Frequency (GHz)	**AV Reading C1 (dBm)**	**AV Reading C2 (dBm)**	**AV EIRP (dBm)**	**AV Limit (dBm)**	**Margin (dB)**
5.973	-53.57	-52.09	-39.45	-27.00	-12.45

An array gain of 10.31 dBi was used in the calculation of the summed data.

UL LLC
12 Laboratory Drive, Research Triangle Park, NC 27709; USA TEL:(919)549-1400
This report shall not be reproduced except in full, without the written approval of UL LLC

2TX CHAIN 0 + CHAIN 1 MODE (High Gain) 5815 MHz Low BE

PK MEASUREMENT

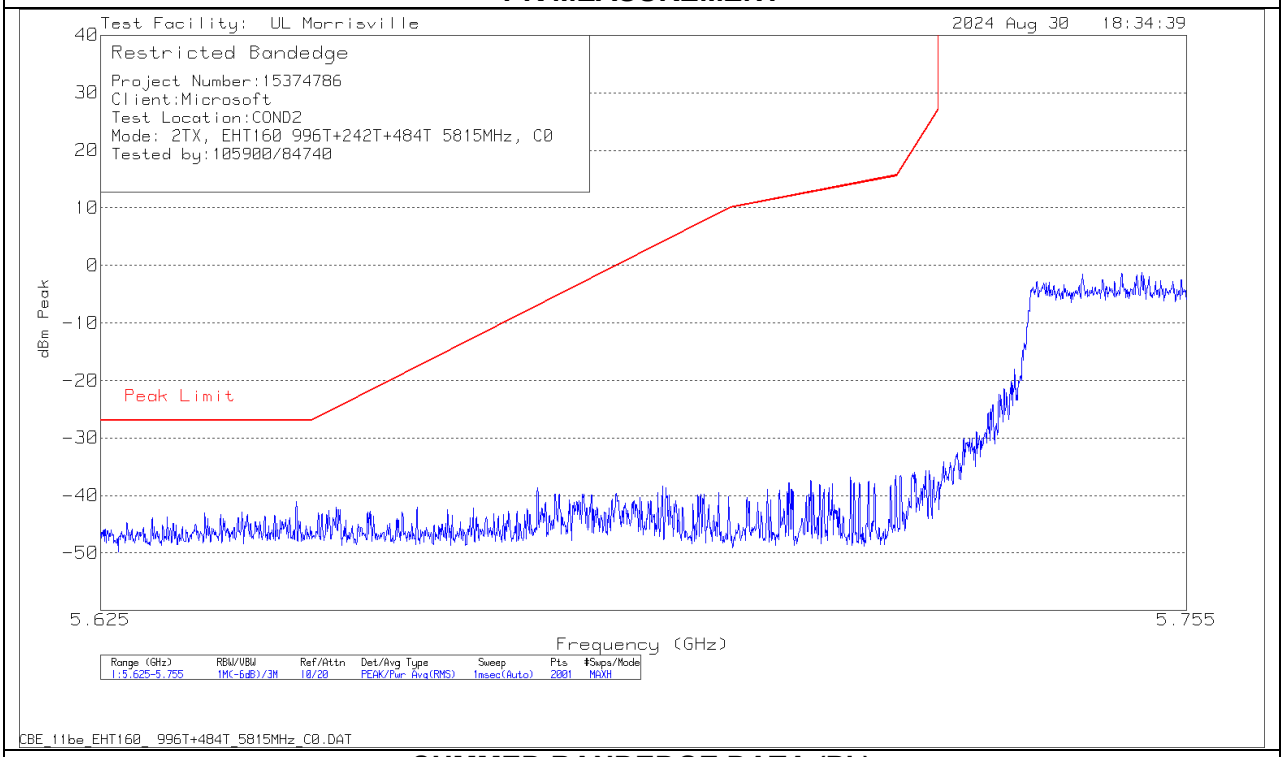

SUMMED BANDEDGE DATA (Pk)

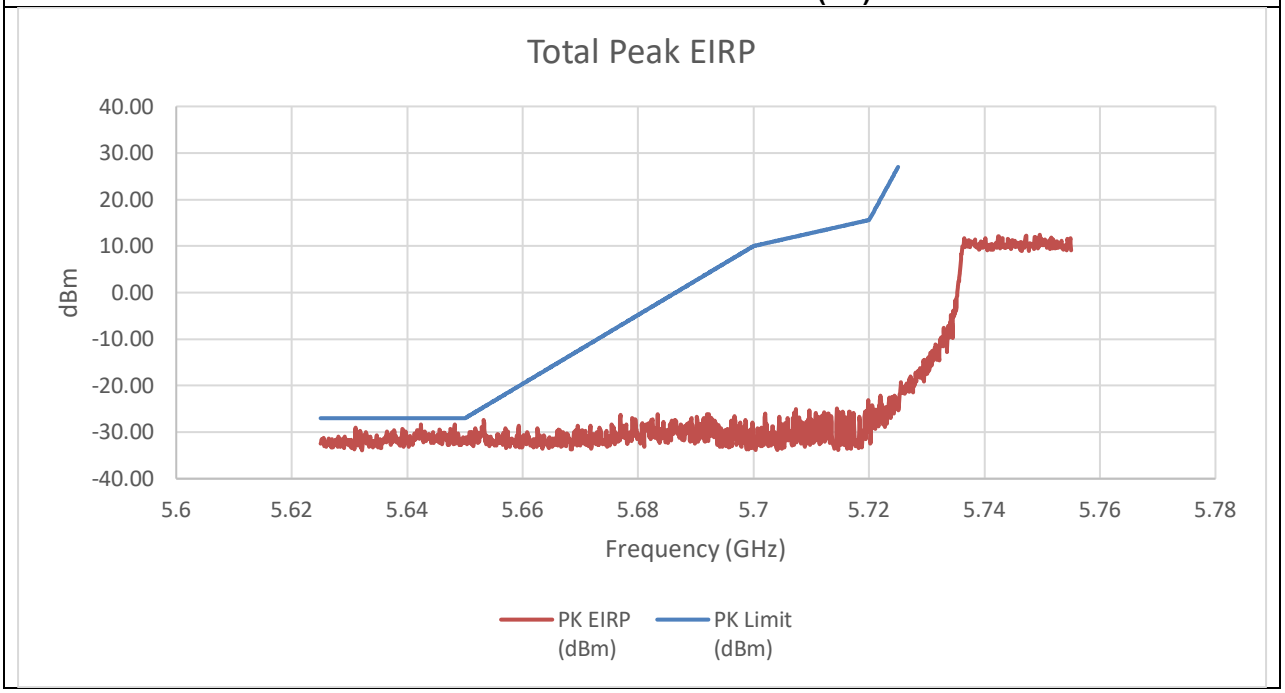

Summed Pk Data at Restricted Band

Frequency (GHz)	PK Reading C1 (dBm)	PK Reading C2 (dBm)	PK EIRP (dBm)	PK EIRP Limit (dBm) (dBuV/m)	Margin (dB)
5.64	-43.35	-42.77	-28.37	-27.00	-1.37

An array gain of 11.67 dBi was used in the calculation of the summed data.

UL LLC
12 Laboratory Drive, Research Triangle Park, NC 27709; USA TEL:(919)549-1400
This report shall not be reproduced except in full, without the written approval of UL LLC

2TX CHAIN 0 + CHAIN 1 MODE (High Gain) 5815 MHz High BE

PK MEASUREMENT

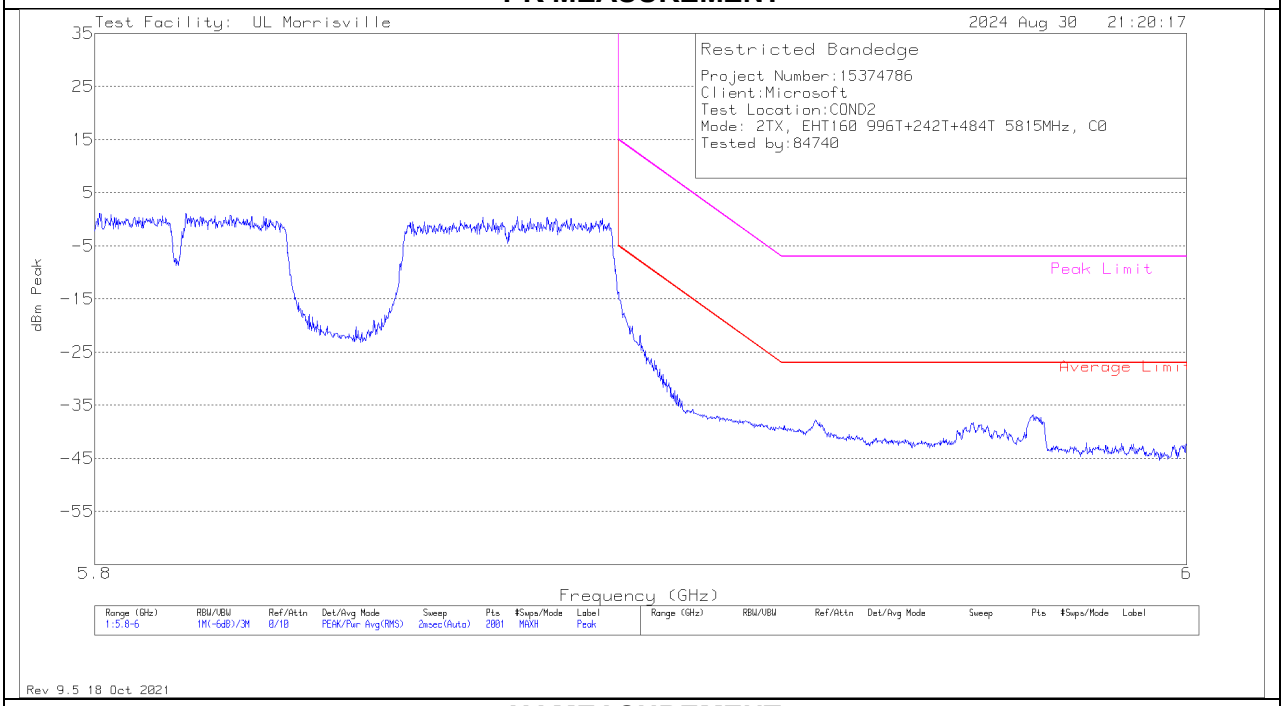

AV MEASUREMENT

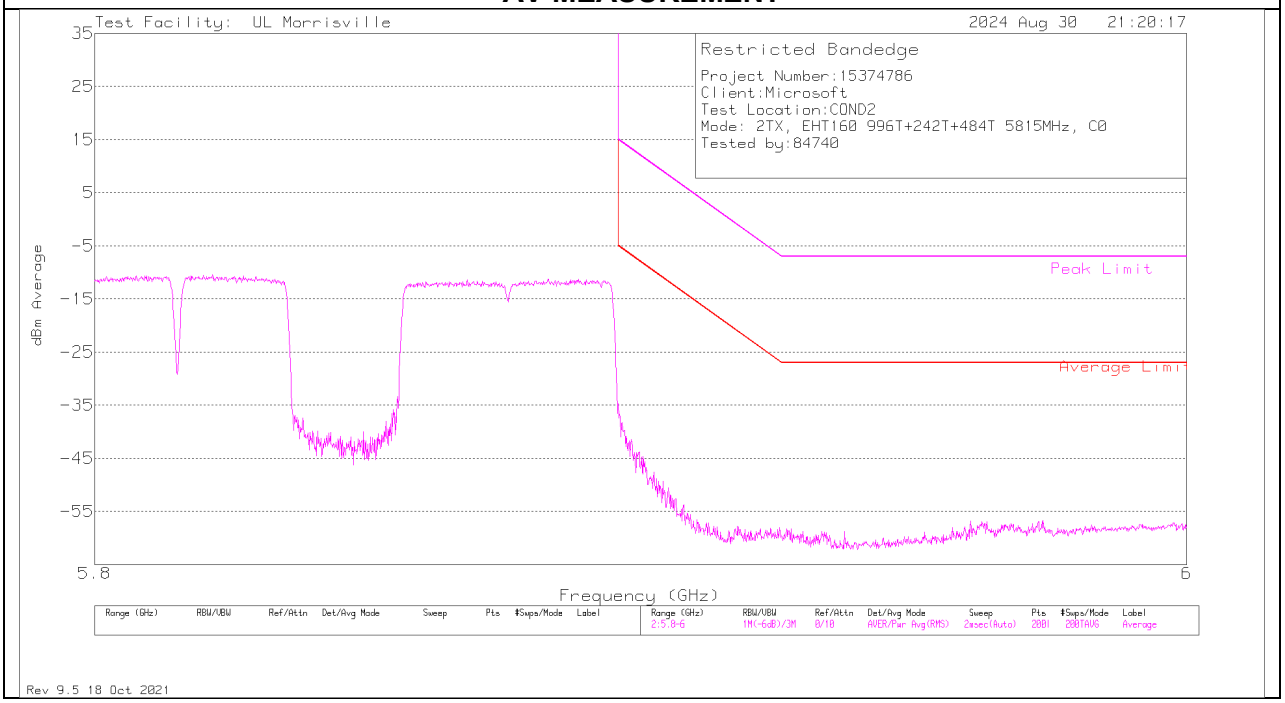

UL LLC
12 Laboratory Drive, Research Triangle Park, NC 27709; USA TEL:(919)549-1400
This report shall not be reproduced except in full, without the written approval of UL LLC

SUMMED BANDEDGE DATA (Pk)

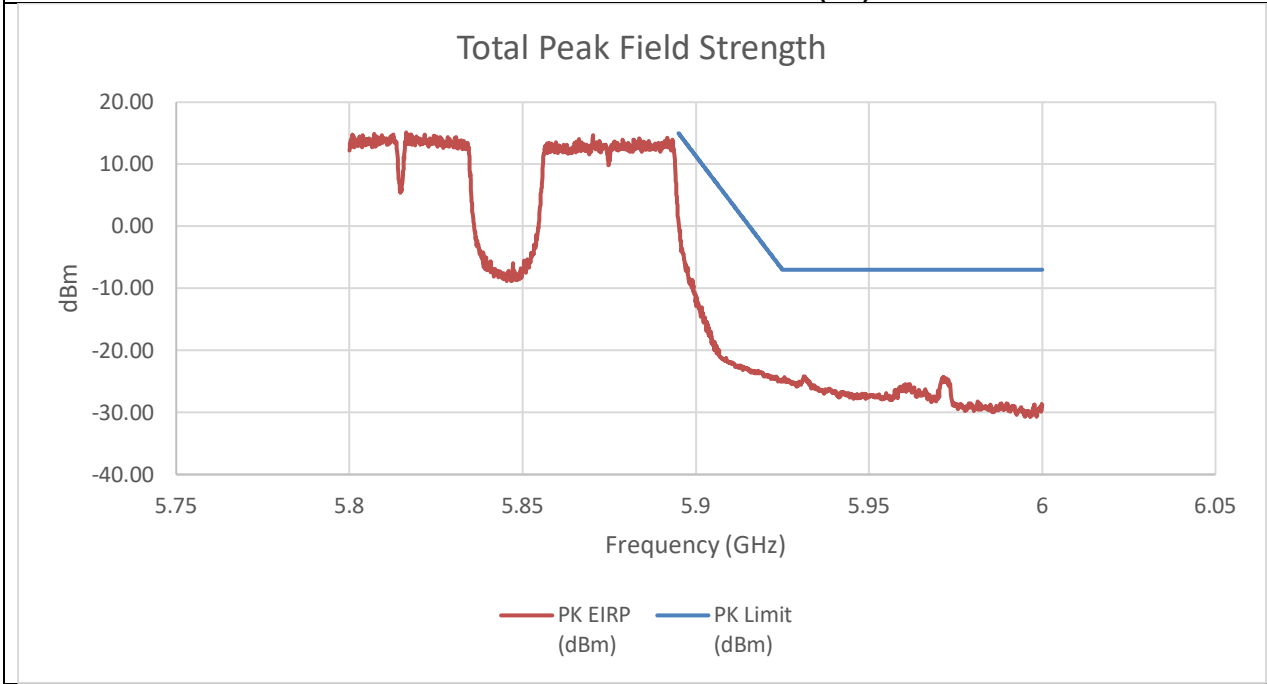

SUMMED BANDEDGE DATA (Av)

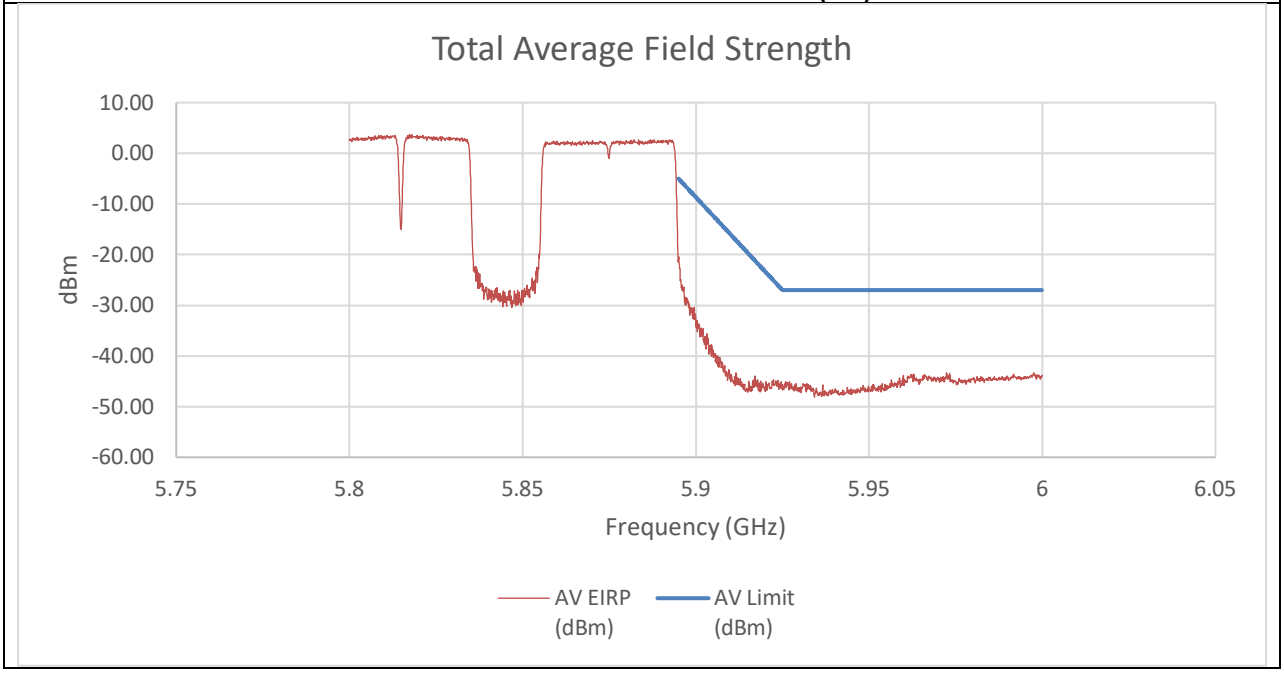

Summed Pk and Av Data at Restricted Band

Frequency (GHz)	PK Reading C1 (dBm)	PK Reading C2 (dBm)	PK EIRP (dBm)	PK EIRP Limit (dBm) (dBuV/m)	Margin (dB)
5.895	-13.74	-15.22	0.26	14.93	-14.66
Frequency (GHz)	**AV Reading C1 (dBm)**	**AV Reading C2 (dBm)**	**AV EIRP (dBm)**	**AV Limit (dBm)**	**Margin (dB)**
5.895	-34.74	-35.58	-20.46	-5.00	-15.46

An array gain of 11.67 dBi was used in the calculation of the summed data.

UL LLC
12 Laboratory Drive, Research Triangle Park, NC 27709; USA TEL:(919)549-1400
This report shall not be reproduced except in full, without the written approval of UL LLC

TX ABOVE 1 GHz 802.11be EHT160 996T+484T+242T (N) PUNCTURED MODE IN THE 5.8/5.9 GHz BAND

2TX CHAIN 0 + CHAIN 1 MODE (Low Gain) 5815 MHz Low BE

SUMMED BANDEDGE DATA (Pk)

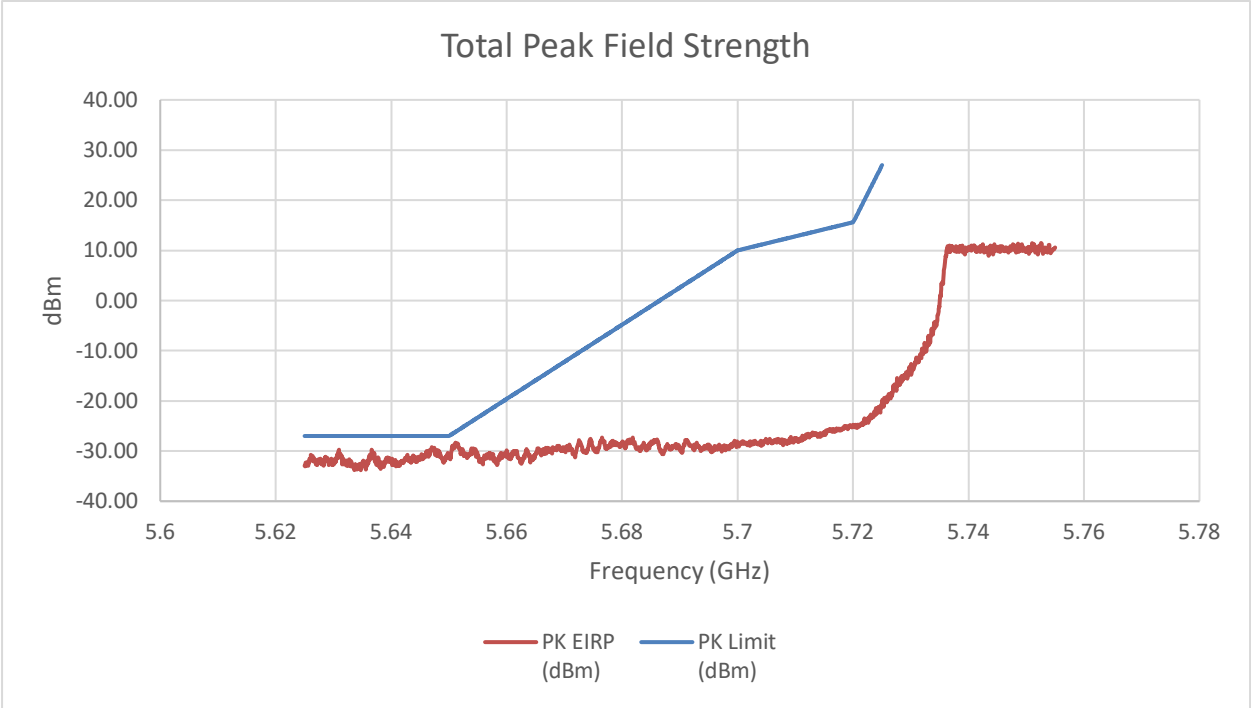

Summed Pk Data at Restricted Band

Frequency (GHz)	PK Reading C1 (dBm)	PK Reading C2 (dBm)	PK EIRP (dBm)	PK EIRP Limit (dBm) (dBuV/m)	Margin (dB)
5.65	-37.96	-42.14	-28.35	-26.18	-2.16

An array gain of 8.21 dBi was used in the calculation of the summed data.

UL LLC
12 Laboratory Drive, Research Triangle Park, NC 27709; USA TEL:(919)549-1400
This report shall not be reproduced except in full, without the written approval of UL LLC

2TX CHAIN 0 + CHAIN 1 MODE (Low Gain) 5815 MHz High BE

SUMMED BANDEDGE DATA (Pk)

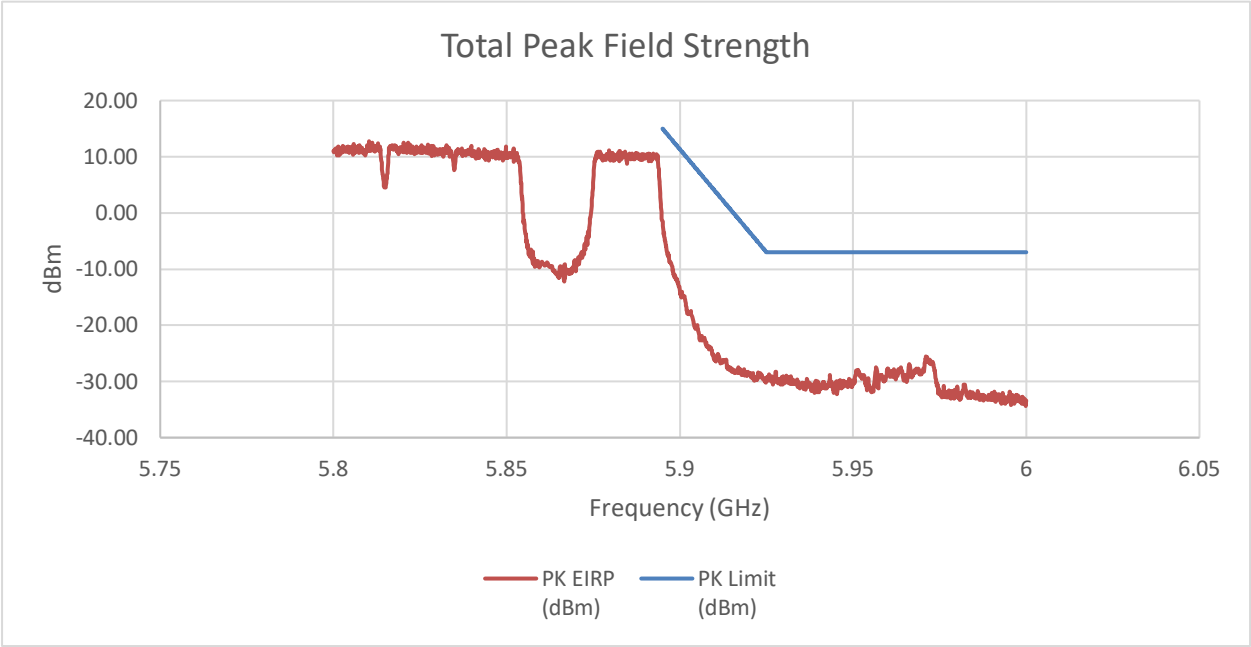

SUMMED BANDEDGE DATA (Av)

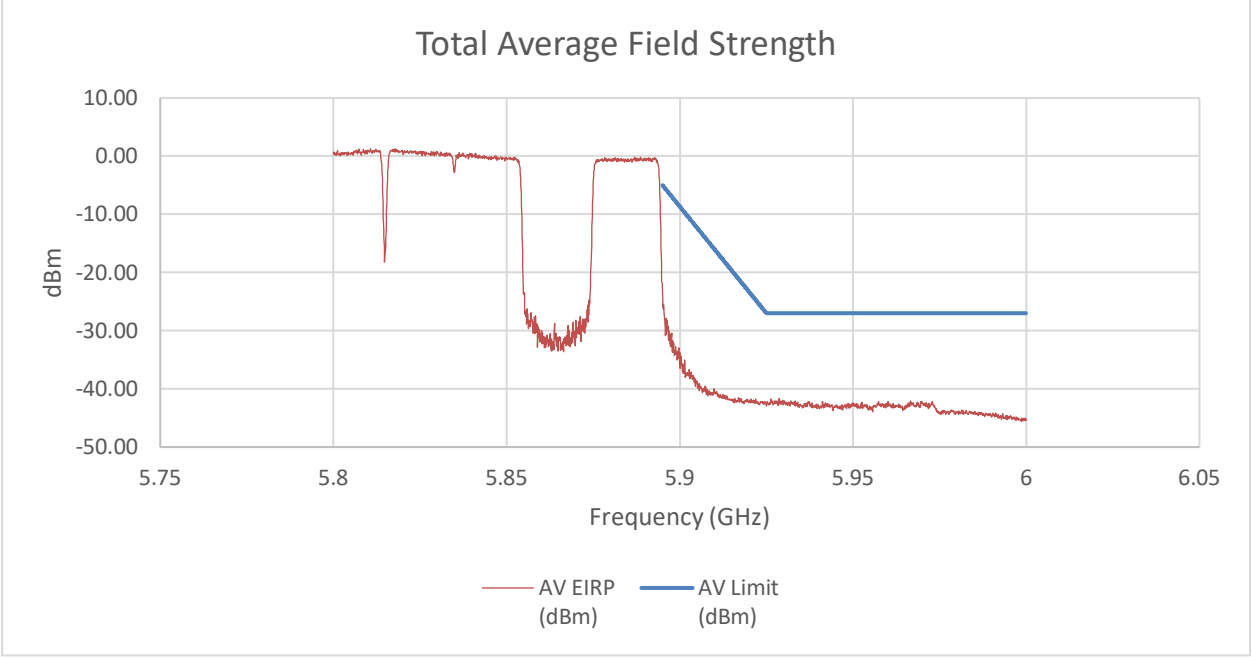

UL LLC
12 Laboratory Drive, Research Triangle Park, NC 27709; USA TEL:(919)549-1400
This report shall not be reproduced except in full, without the written approval of UL LLC

Summed Pk and Av Data at Restricted Band

Frequency (GHz)	PK Reading C1 (dBm)	PK Reading C2 (dBm)	PK EIRP (dBm)	PK EIRP Limit (dBm) (dBuV/m)	Margin (dB)
5.895	-12.18	-13.32	-1.49	15.00	-16.49
Frequency (GHz)	**AV Reading C1 (dBm)**	**AV Reading C2 (dBm)**	**AV EIRP (dBm)**	**AV Limit (dBm)**	**Margin (dB)**
5.929	-58.26	-50.56	-41.67	-27.00	-14.67

An array gain of 8.21 dBi was used in the calculation of the summed data.

UL LLC
12 Laboratory Drive, Research Triangle Park, NC 27709; USA TEL:(919)549-1400
This report shall not be reproduced except in full, without the written approval of UL LLC

2TX CHAIN 0 + CHAIN 1 MODE (Mid Gain) 5815 MHz Low BE

SUMMED BANDEDGE DATA (Pk)

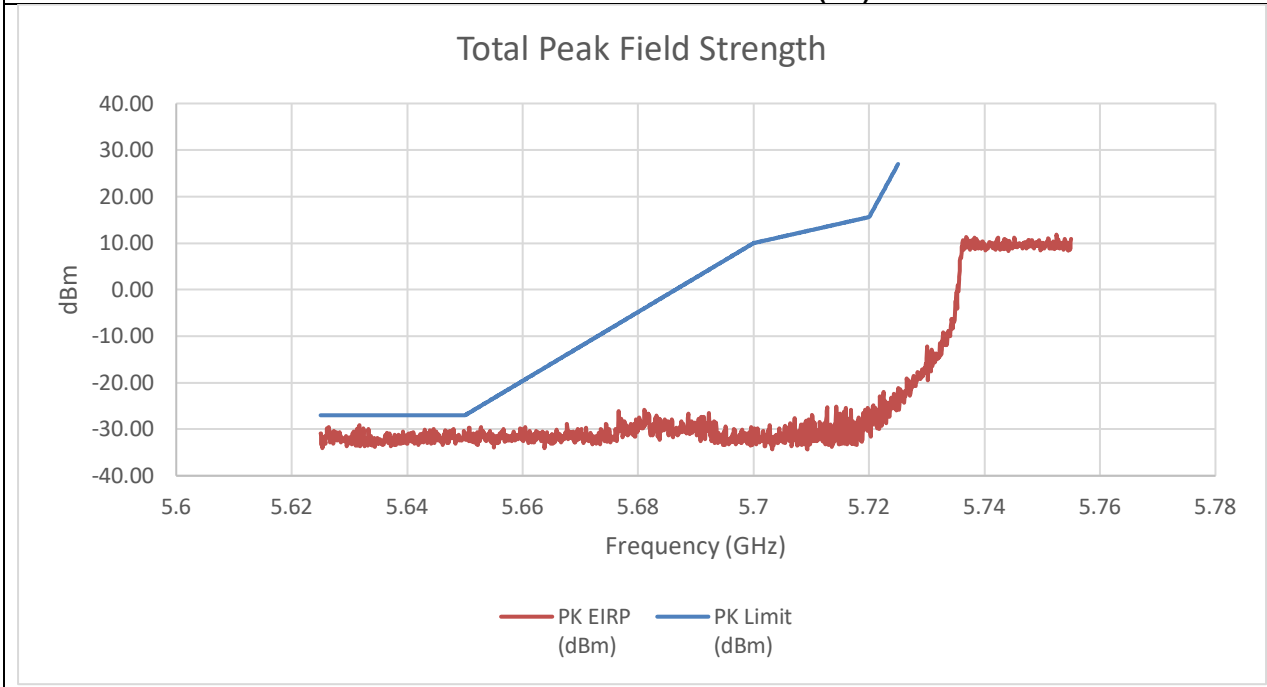

Summed Pk Data at Restricted Band

Frequency (GHz)	PK Reading C1 (dBm)	PK Reading C2 (dBm)	PK EIRP (dBm)	PK EIRP Limit (dBm) (dBuV/m)	Margin (dB)
5.63	-41.25	-44.24	-29.17	-27.00	-2.17

An array gain of 10.31 dBi was used in the calculation of the summed data.

UL LLC
12 Laboratory Drive, Research Triangle Park, NC 27709; USA TEL:(919)549-1400
This report shall not be reproduced except in full, without the written approval of UL LLC

2TX CHAIN 0 + CHAIN 1 MODE (Mid Gain) 5815 MHz High BE

SUMMED BANDEDGE DATA (Pk)

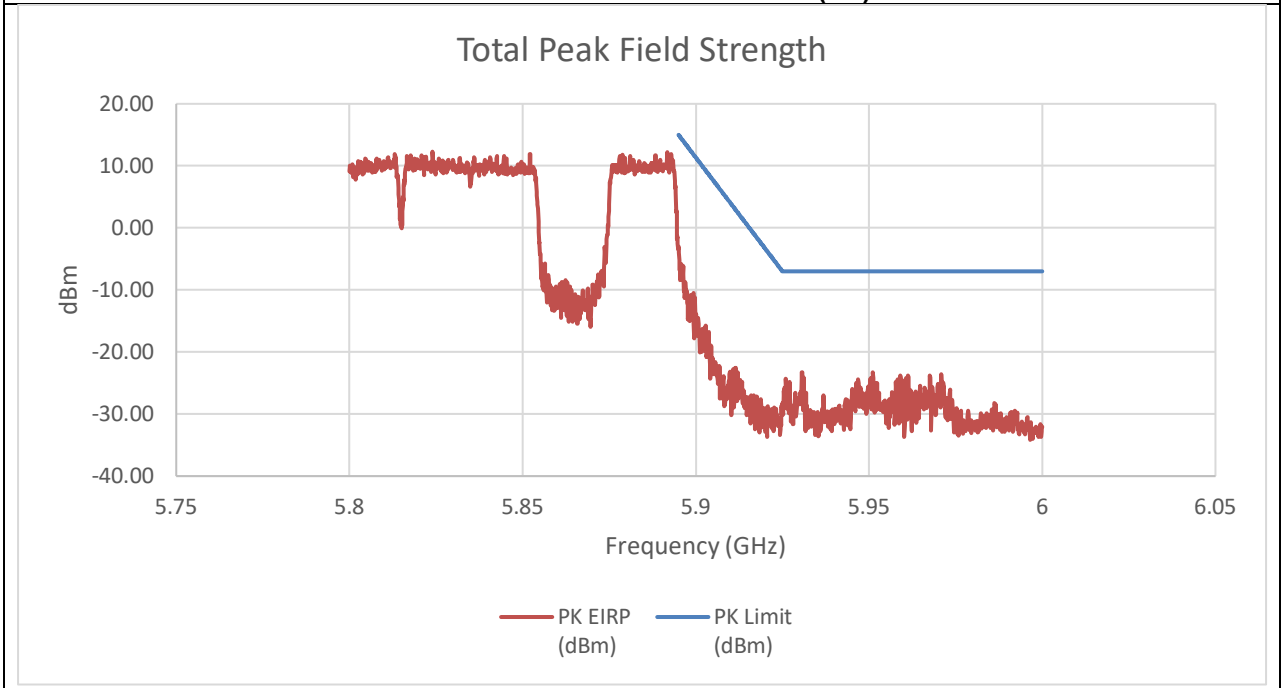

SUMMED BANDEDGE DATA (Av)

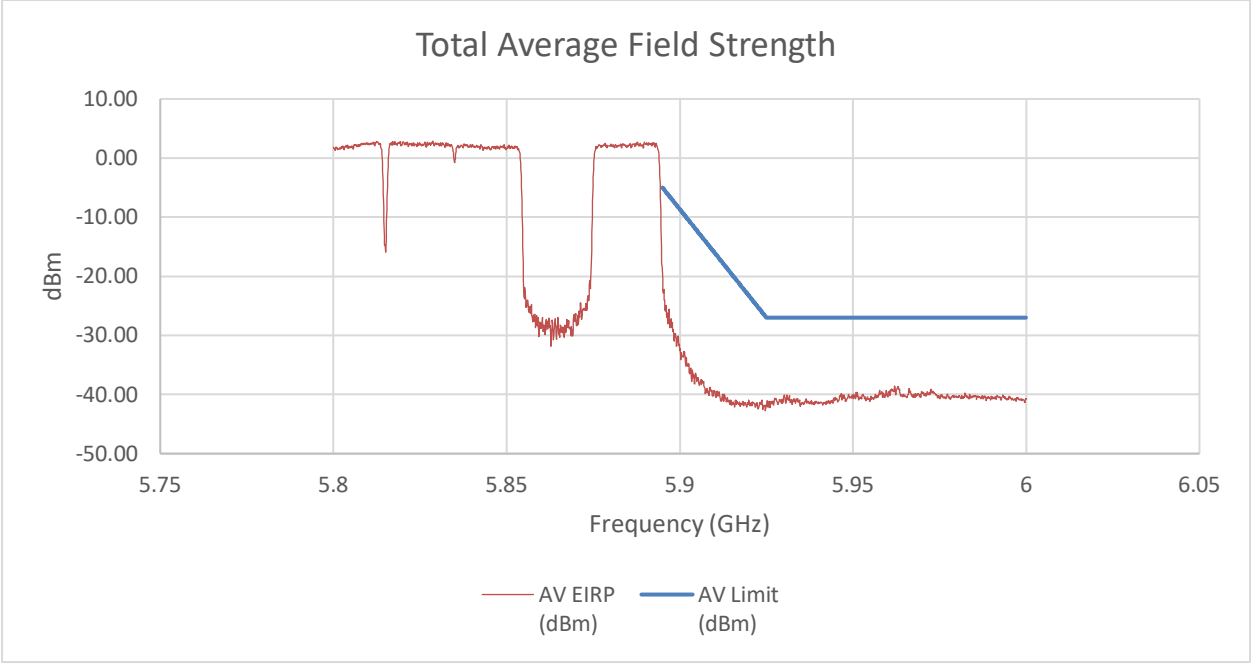

UL LLC
12 Laboratory Drive, Research Triangle Park, NC 27709; USA TEL:(919)549-1400
This report shall not be reproduced except in full, without the written approval of UL LLC

Summed Pk and Av Data at Restricted Band

Frequency (GHz)	PK Reading C1 (dBm)	PK Reading C2 (dBm)	PK EIRP (dBm)	PK EIRP Limit (dBm) (dBuV/m)	Margin (dB)
5.931	-41.53	-34.36	-23.29	-7.00	-16.29
Frequency (GHz)	**AV Reading C1 (dBm)**	**AV Reading C2 (dBm)**	**AV EIRP (dBm)**	**AV Limit (dBm)**	**Margin (dB)**
5.962	-53.85	-50.49	-38.53	-27.00	-11.53

An array gain of 10.31 dBi was used in the calculation of the summed data.

UL LLC
12 Laboratory Drive, Research Triangle Park, NC 27709; USA TEL:(919)549-1400
This report shall not be reproduced except in full, without the written approval of UL LLC

2TX CHAIN 0 + CHAIN 1 MODE (High Gain) 5815 MHz Low BE

PK MEASUREMENT

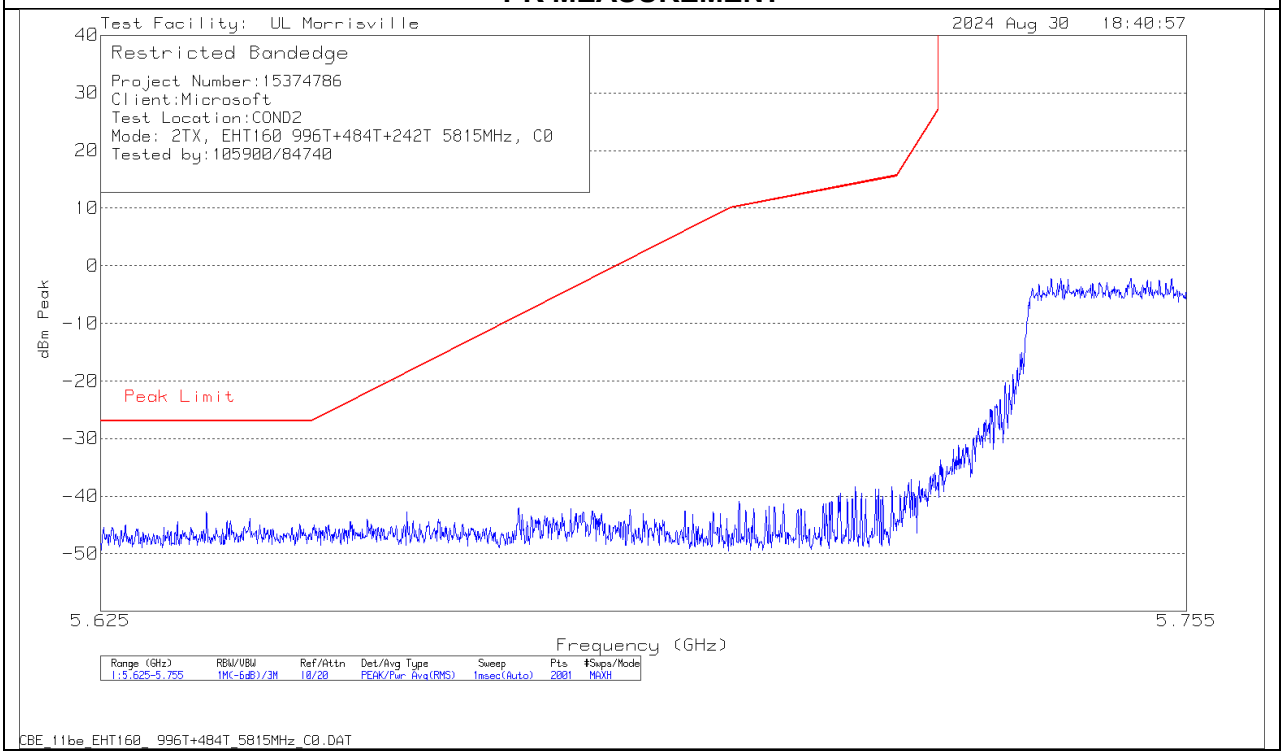

SUMMED BANDEDGE DATA (Pk)

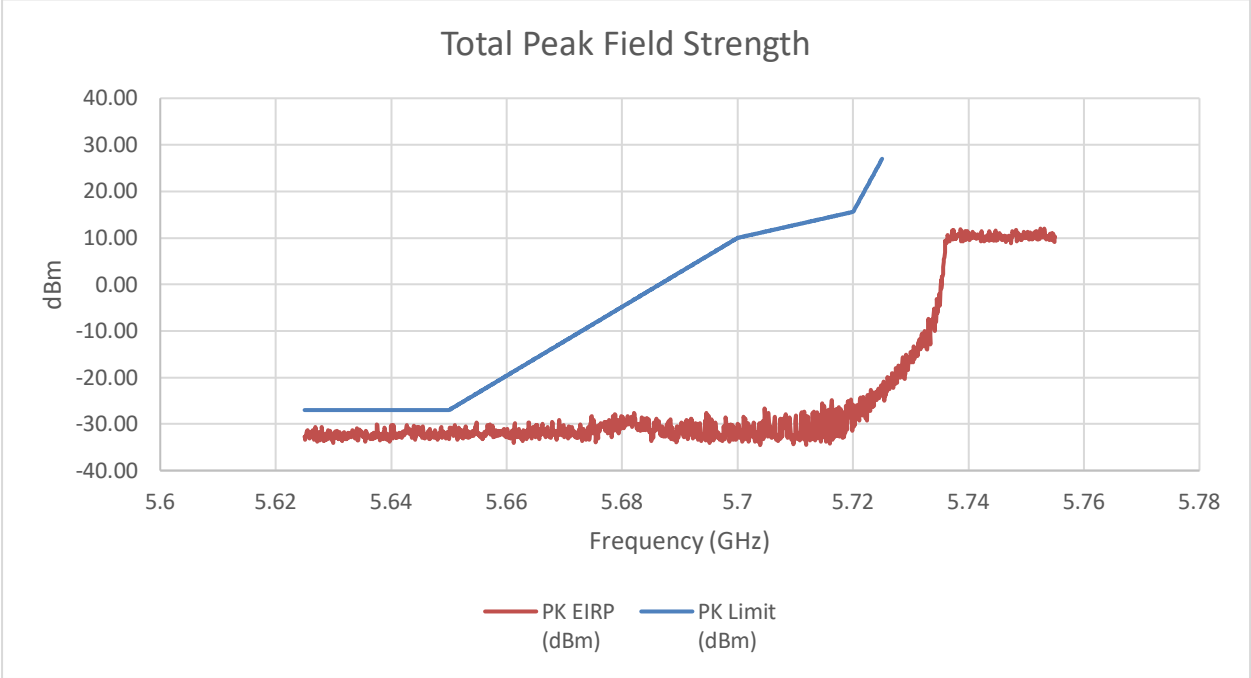

UL LLC
12 Laboratory Drive, Research Triangle Park, NC 27709; USA TEL:(919)549-1400
This report shall not be reproduced except in full, without the written approval of UL LLC

Summed Pk Data at Restricted Band

Frequency (GHz)	PK Reading C1 (dBm)	PK Reading C2 (dBm)	PK EIRP (dBm)	PK EIRP Limit (dBm) (dBuV/m)	Margin (dB)
5.64	-42.73	-48.42	-30.02	-27.00	-3.02

An array gain of 11.67 dBi was used in the calculation of the summed data.

UL LLC
12 Laboratory Drive, Research Triangle Park, NC 27709; USA TEL:(919)549-1400
This report shall not be reproduced except in full, without the written approval of UL LLC

2TX CHAIN 0 + CHAIN 1 MODE (High Gain) 5815 MHz High BE

PK MEASUREMENT

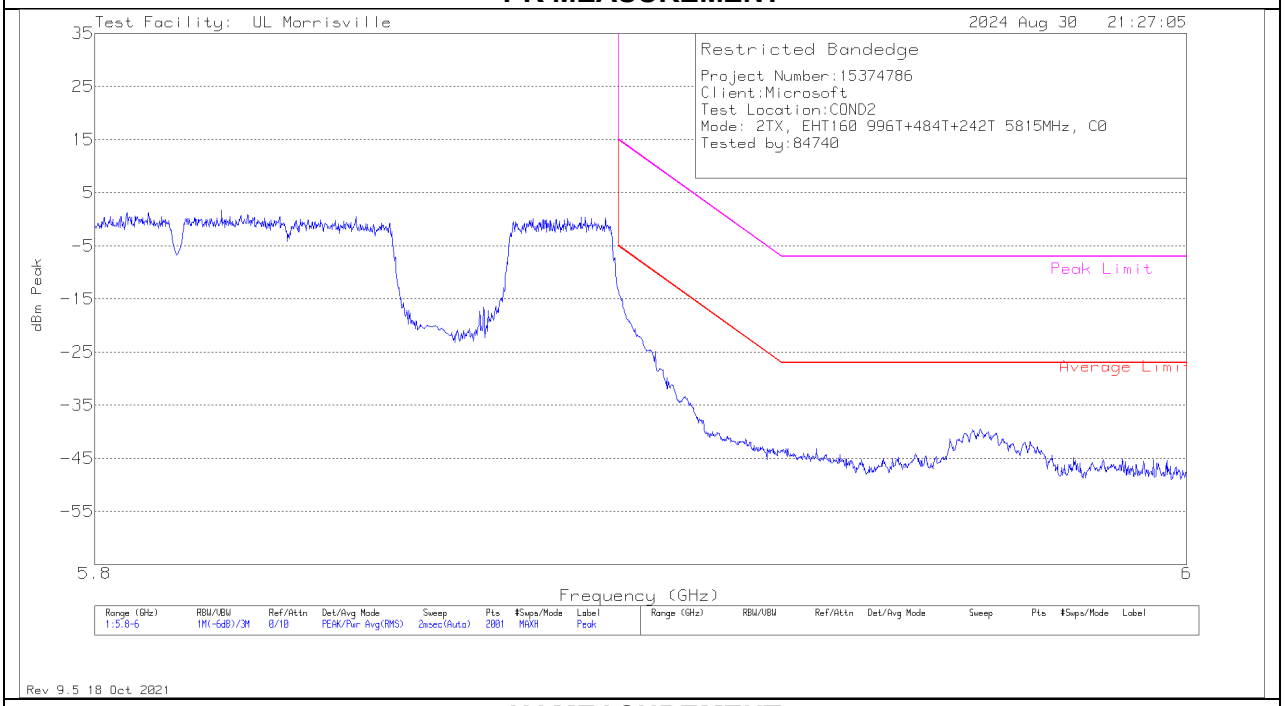

AV MEASUREMENT

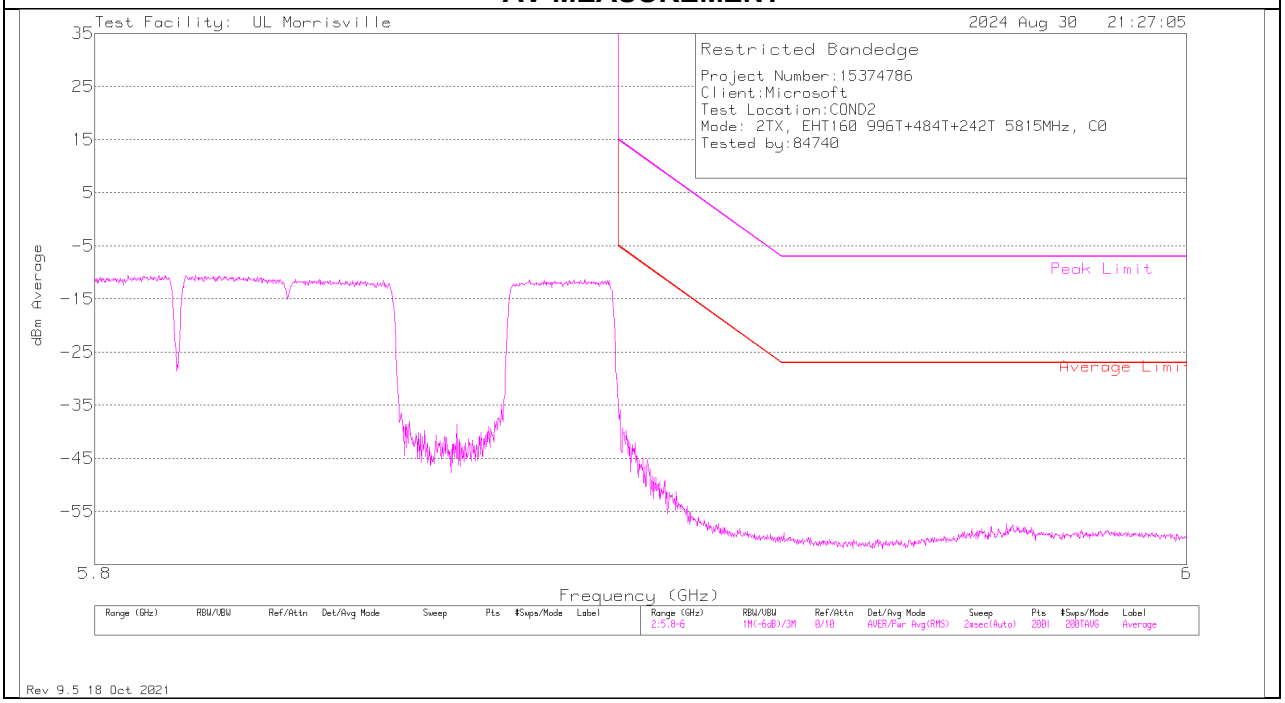

UL LLC
12 Laboratory Drive, Research Triangle Park, NC 27709; USA TEL:(919)549-1400
This report shall not be reproduced except in full, without the written approval of UL LLC

SUMMED BANDEDGE DATA (Pk)

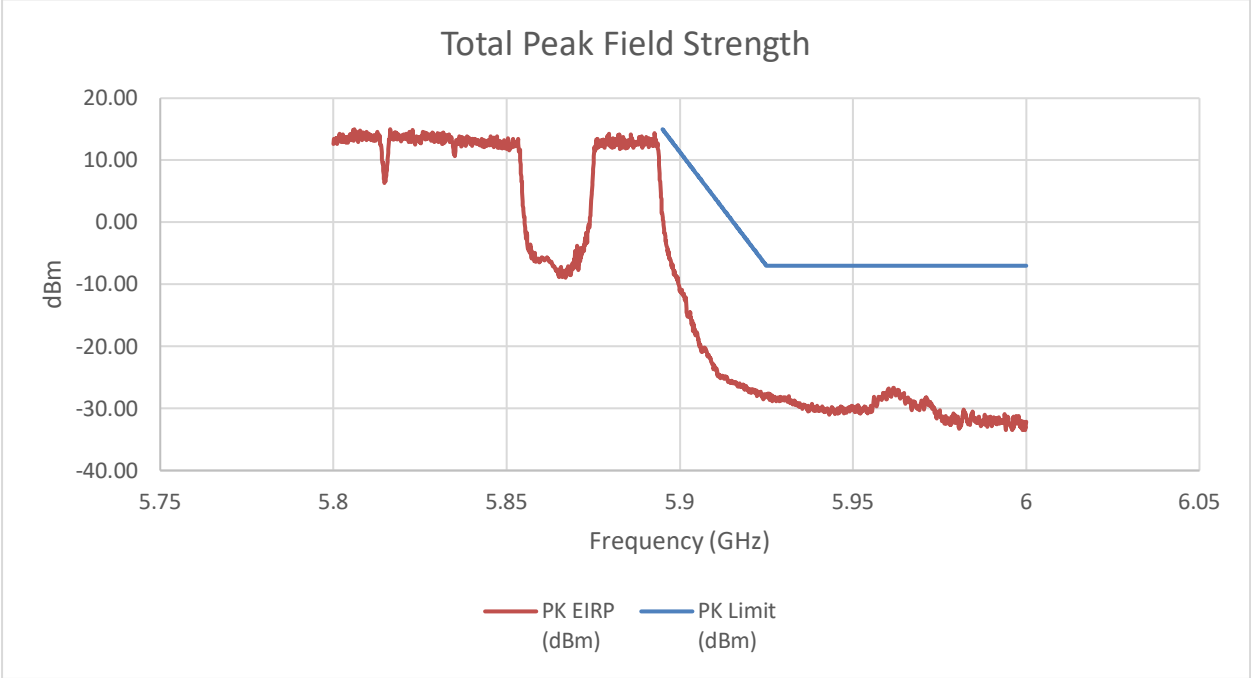

SUMMED BANDEDGE DATA (Av)

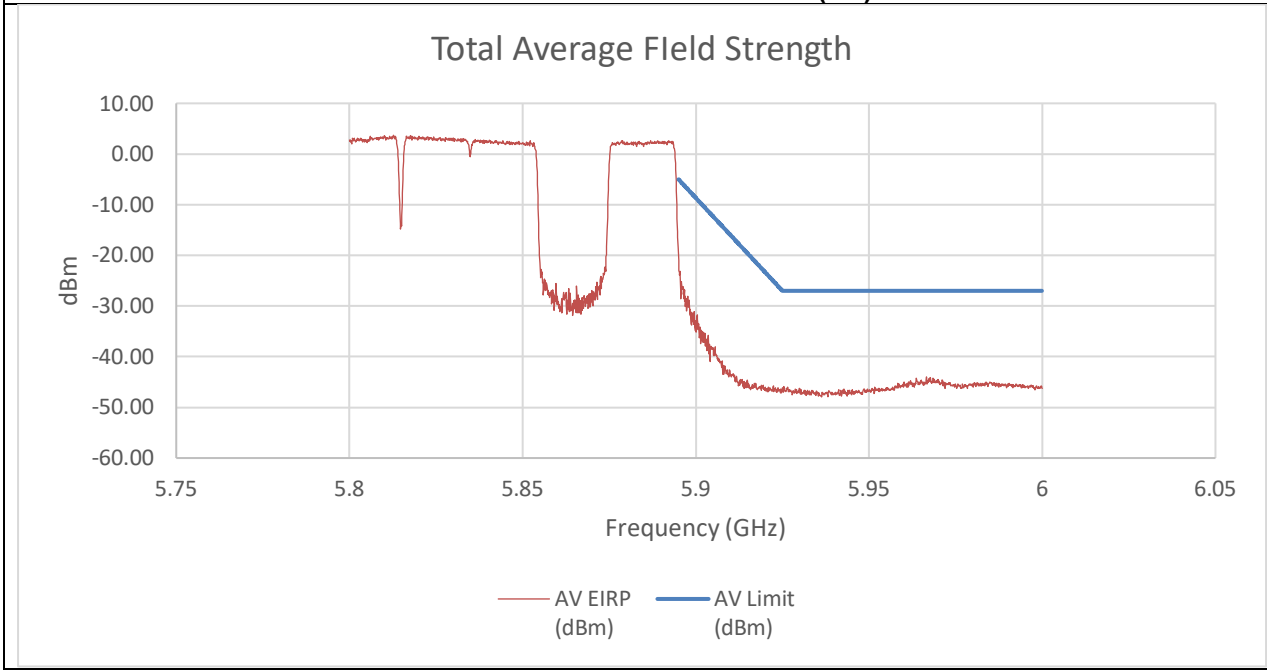

Summed Pk and Av Data at Restricted Band

Frequency (GHz)	PK Reading C1 (dBm)	PK Reading C2 (dBm)	PK EIRP (dBm)	PK EIRP Limit (dBm) (dBuV/m)	Margin (dB)
5.895	-13.32	-14.73	0.71	15.00	-14.29
Frequency (GHz)	**AV Reading C1 (dBm)**	**AV Reading C2 (dBm)**	**AV EIRP (dBm)**	**AV Limit (dBm)**	**Margin (dB)**
5.895	-35.26	-36.09	-20.97	-5.00	-15.97

An array gain of 11.67 dBi was used in the calculation of the summed data.

UL LLC
12 Laboratory Drive, Research Triangle Park, NC 27709; USA TEL:(919)549-1400
This report shall not be reproduced except in full, without the written approval of UL LLC

TX ABOVE 1 GHz 802.11be EHT160 2x996T MODE IN THE 5.8/5.9 GHz BAND

2TX CHAIN 0 + CHAIN 1 MODE (Low Gain) 5815 MHz Low BE

SUMMED BANDEDGE DATA (Pk)

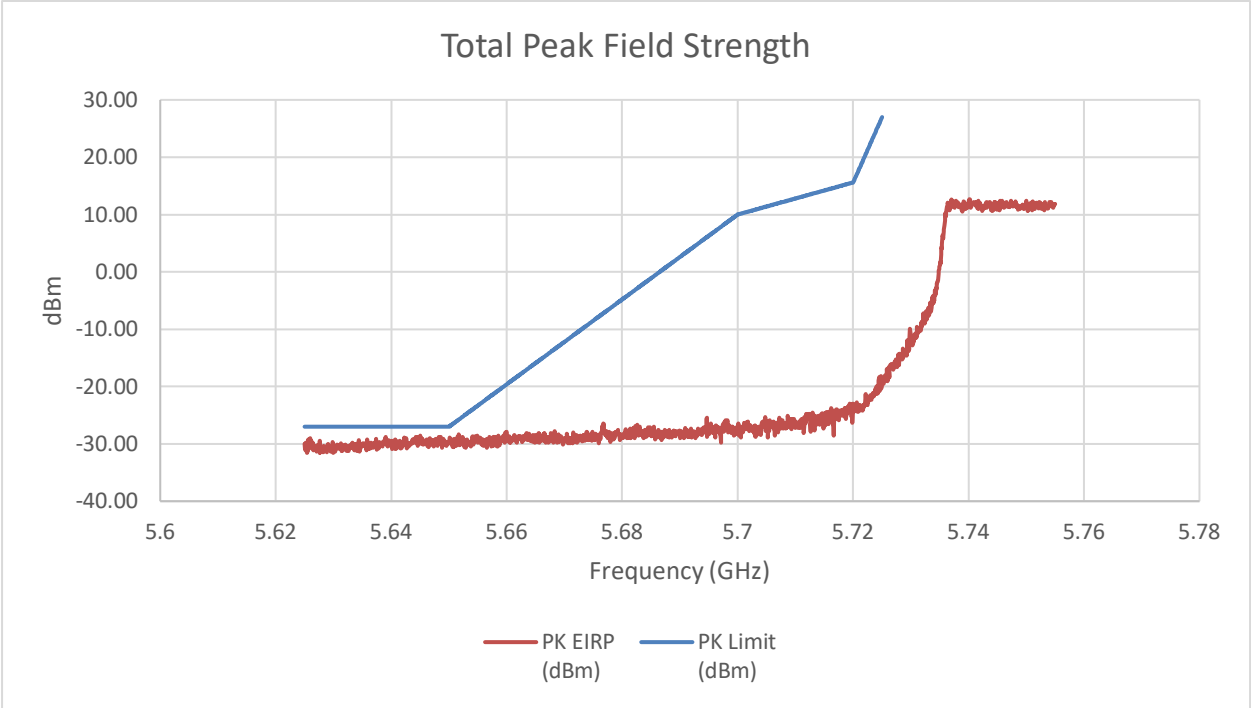

Summed Pk Data at Restricted Band

Frequency (GHz)	PK Reading C1 (dBm)	PK Reading C2 (dBm)	PK EIRP (dBm)	PK EIRP Limit (dBm) (dBuV/m)	Margin (dB)
5.65	-38.89	-40.86	-28.54	-27.00	-1.54

An array gain of 8.21 dBi was used in the calculation of the summed data.

UL LLC
12 Laboratory Drive, Research Triangle Park, NC 27709; USA TEL:(919)549-1400
This report shall not be reproduced except in full, without the written approval of UL LLC

2TX CHAIN 0 + CHAIN 1 MODE (Low Gain) 5815 MHz High BE

SUMMED BANDEDGE DATA (Pk)

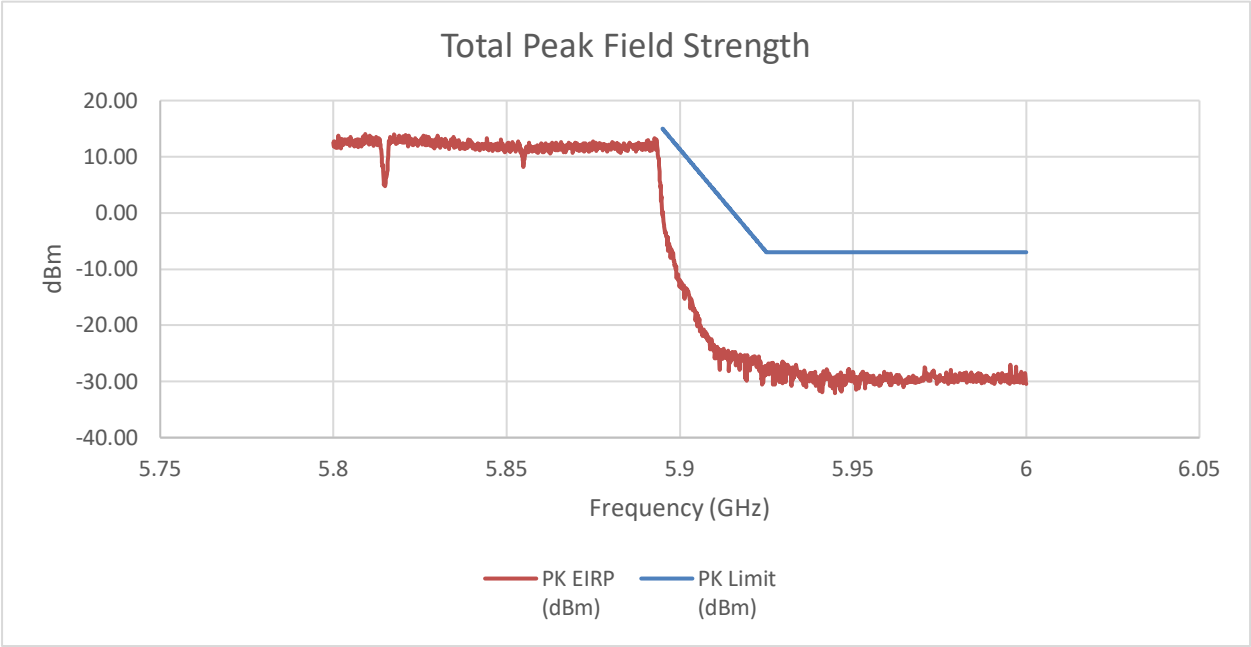

SUMMED BANDEDGE DATA (Av)

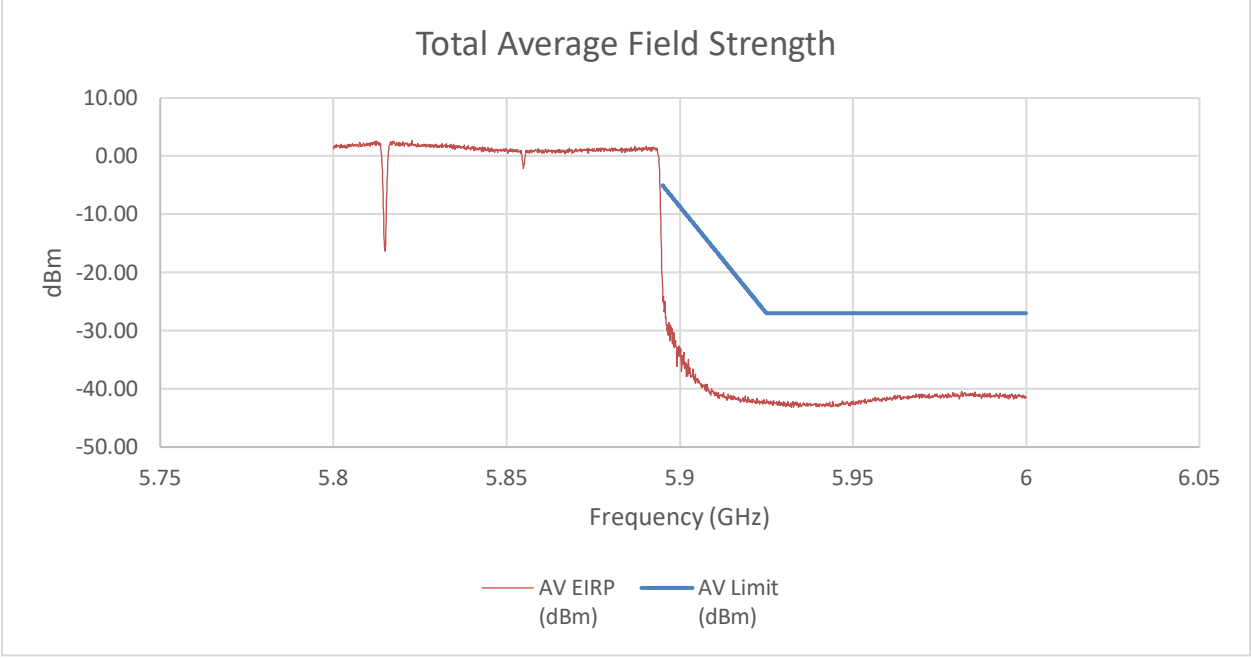

UL LLC
12 Laboratory Drive, Research Triangle Park, NC 27709; USA TEL:(919)549-1400
This report shall not be reproduced except in full, without the written approval of UL LLC

Summed Pk and Av Data at Restricted Band

Frequency (GHz)	PK Reading C1 (dBm)	PK Reading C2 (dBm)	PK EIRP (dBm)	PK EIRP Limit (dBm) (dBuV/m)	Margin (dB)
5.895	-10.23	-11.96	0.21	14.93	-14.72
Frequency (GHz)	**AV Reading C1 (dBm)**	**AV Reading C2 (dBm)**	**AV EIRP (dBm)**	**AV Limit (dBm)**	**Margin (dB)**
5.981	-51.07	-52.20	-40.38	-27.00	-13.38

An array gain of 8.21 dBi was used in the calculation of the summed data.

UL LLC
12 Laboratory Drive, Research Triangle Park, NC 27709; USA TEL:(919)549-1400
This report shall not be reproduced except in full, without the written approval of UL LLC

2TX CHAIN 0 + CHAIN 1 MODE (Mid Gain) 5815 MHz Low BE

SUMMED BANDEDGE DATA (Pk)

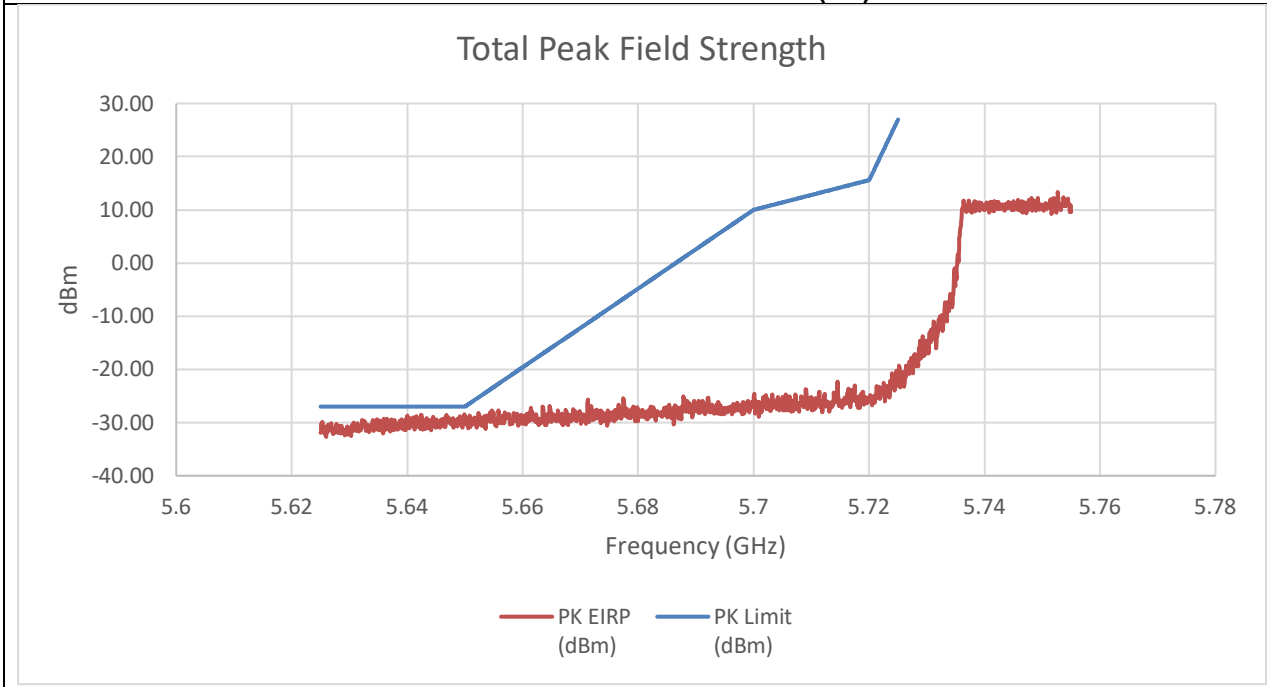

Summed Pk Data at Restricted Band

Frequency (GHz)	PK Reading C1 (dBm)	PK Reading C2 (dBm)	PK EIRP (dBm)	PK EIRP Limit (dBm) (dBuV/m)	Margin (dB)
5.65	-44.76	-40.07	-28.49	-27.00	-1.49

An array gain of 10.31 dBi was used in the calculation of the summed data.

UL LLC
12 Laboratory Drive, Research Triangle Park, NC 27709; USA TEL:(919)549-1400
This report shall not be reproduced except in full, without the written approval of UL LLC

2TX CHAIN 0 + CHAIN 1 MODE (Mid Gain) 5815 MHz High BE

SUMMED BANDEDGE DATA (Pk)

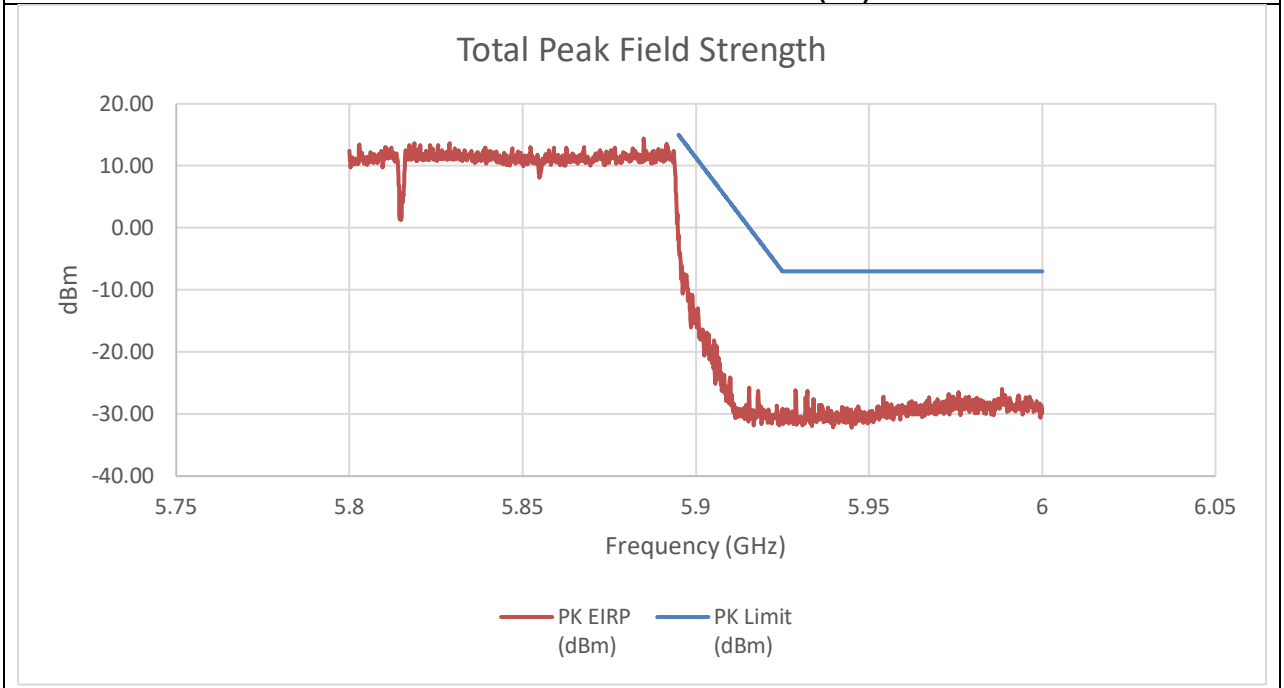

SUMMED BANDEDGE DATA (Av)

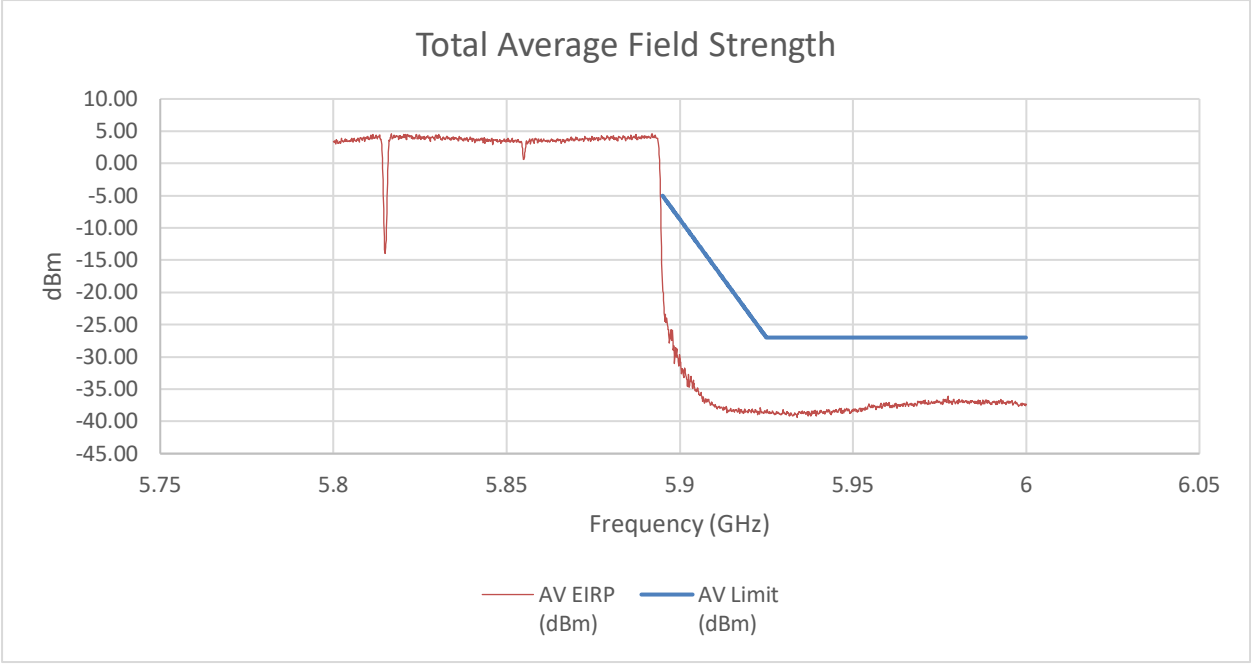

UL LLC
12 Laboratory Drive, Research Triangle Park, NC 27709; USA TEL:(919)549-1400
This report shall not be reproduced except in full, without the written approval of UL LLC

Summed Pk and Av Data at Restricted Band

Frequency (GHz)	PK Reading C1 (dBm)	PK Reading C2 (dBm)	PK EIRP (dBm)	PK EIRP Limit (dBm) (dBuV/m)	Margin (dB)
5.895	-16.11	-13.29	-1.15	15.00	-16.15
Frequency (GHz)	**AV Reading C1 (dBm)**	**AV Reading C2 (dBm)**	**AV EIRP (dBm)**	**AV Limit (dBm)**	**Margin (dB)**
5.977	-50.26	-48.76	-36.13	-27.00	-9.13

An array gain of 10.31 dBi was used in the calculation of the summed data.

UL LLC
12 Laboratory Drive, Research Triangle Park, NC 27709; USA TEL:(919)549-1400
This report shall not be reproduced except in full, without the written approval of UL LLC

2TX CHAIN 0 + CHAIN 1 MODE (High Gain) 5815 MHz Low BE

PK MEASUREMENT

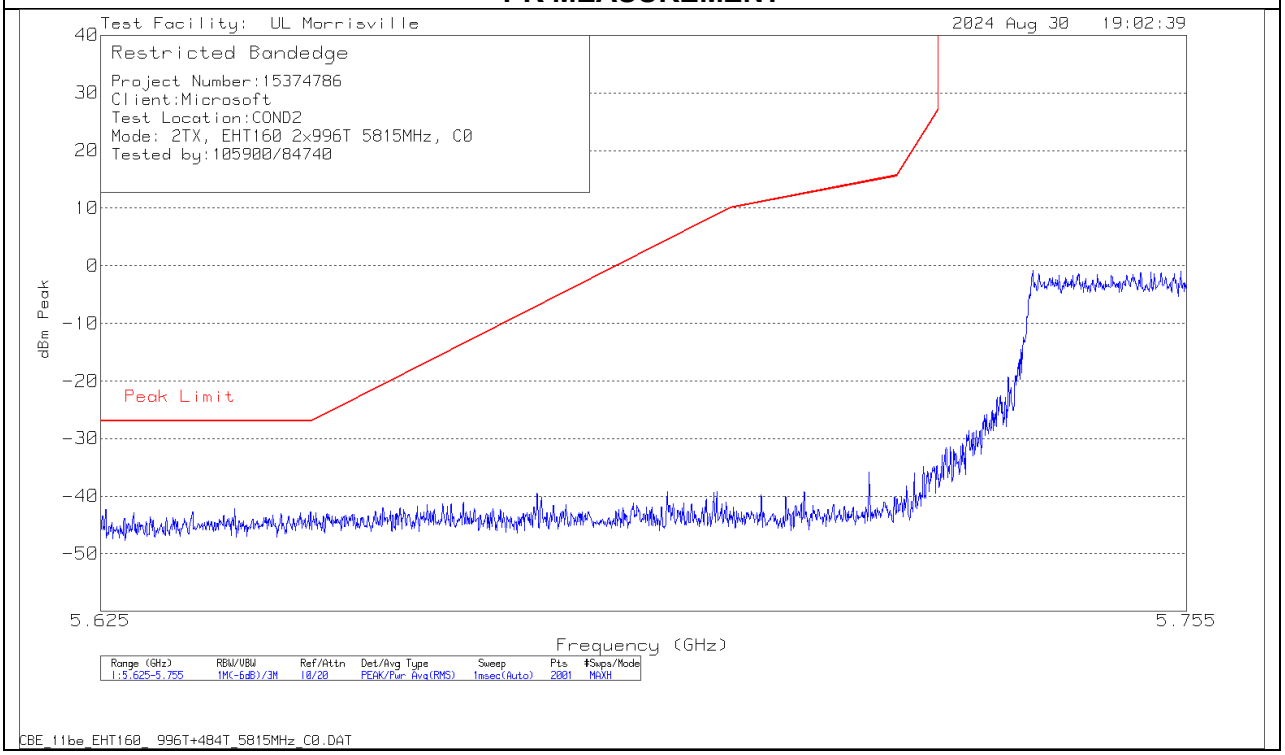

SUMMED BANDEDGE DATA (Pk)

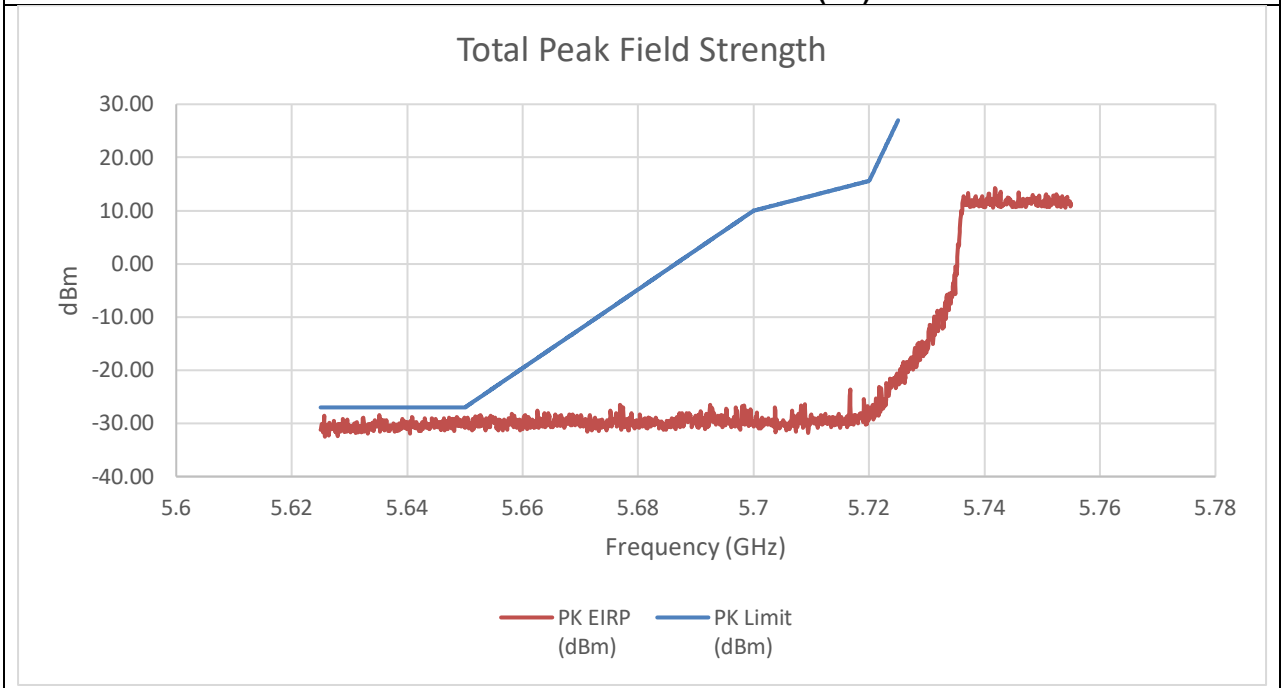

UL LLC
12 Laboratory Drive, Research Triangle Park, NC 27709; USA TEL:(919)549-1400
This report shall not be reproduced except in full, without the written approval of UL LLC

Summed Pk Data at Restricted Band

Frequency (GHz)	PK Reading C1 (dBm)	PK Reading C2 (dBm)	PK EIRP (dBm)	PK EIRP Limit (dBm) (dBuV/m)	Margin (dB)
5.64	-44.57	-42.08	-28.47	-27.00	-1.47

An array gain of 11.67 dBi was used in the calculation of the summed data.

UL LLC
12 Laboratory Drive, Research Triangle Park, NC 27709; USA TEL:(919)549-1400
This report shall not be reproduced except in full, without the written approval of UL LLC

2TX CHAIN 0 + CHAIN 1 MODE (High Gain) 5815 MHz High BE

PK MEASUREMENT

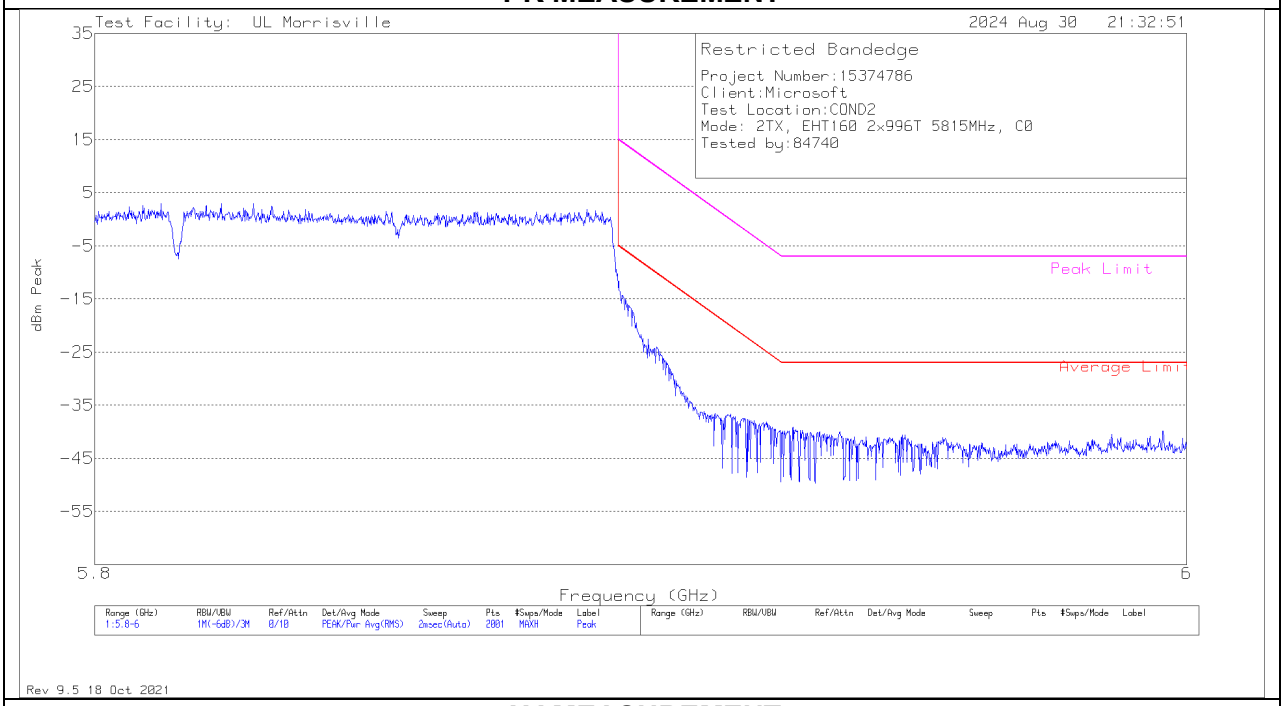

AV MEASUREMENT

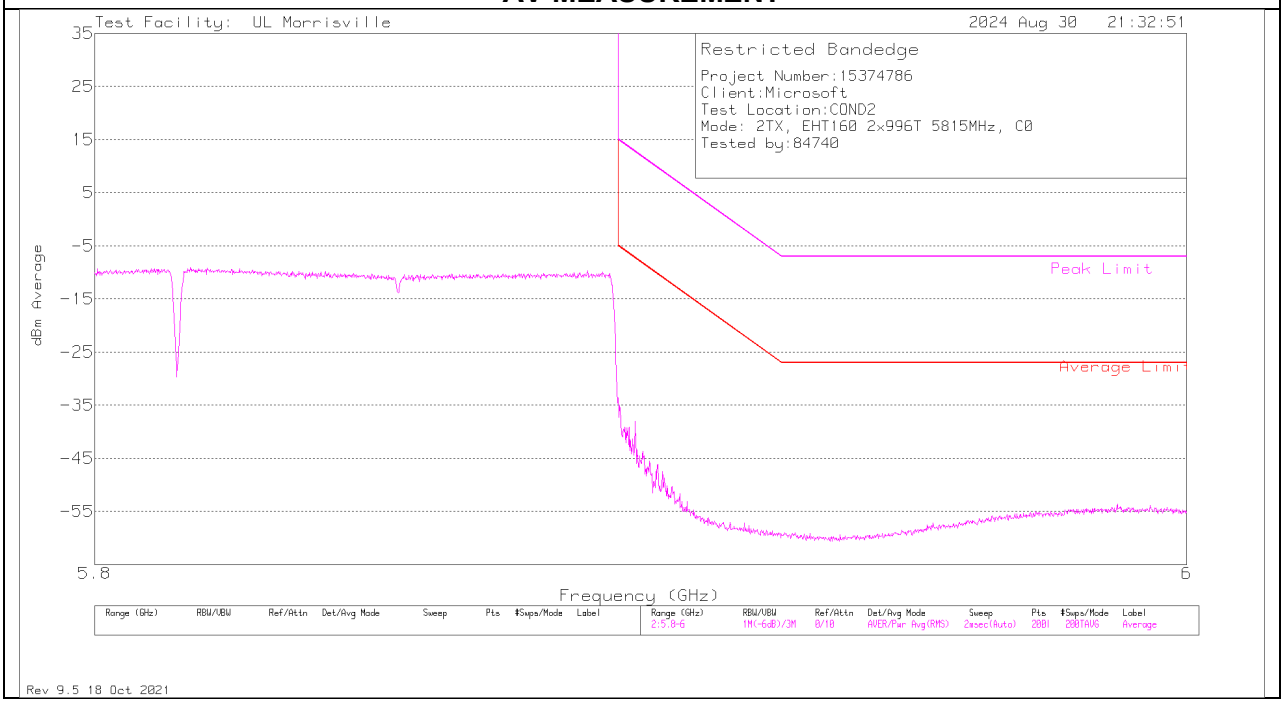

UL LLC
12 Laboratory Drive, Research Triangle Park, NC 27709; USA TEL:(919)549-1400
This report shall not be reproduced except in full, without the written approval of UL LLC

SUMMED BANDEDGE DATA (Pk)

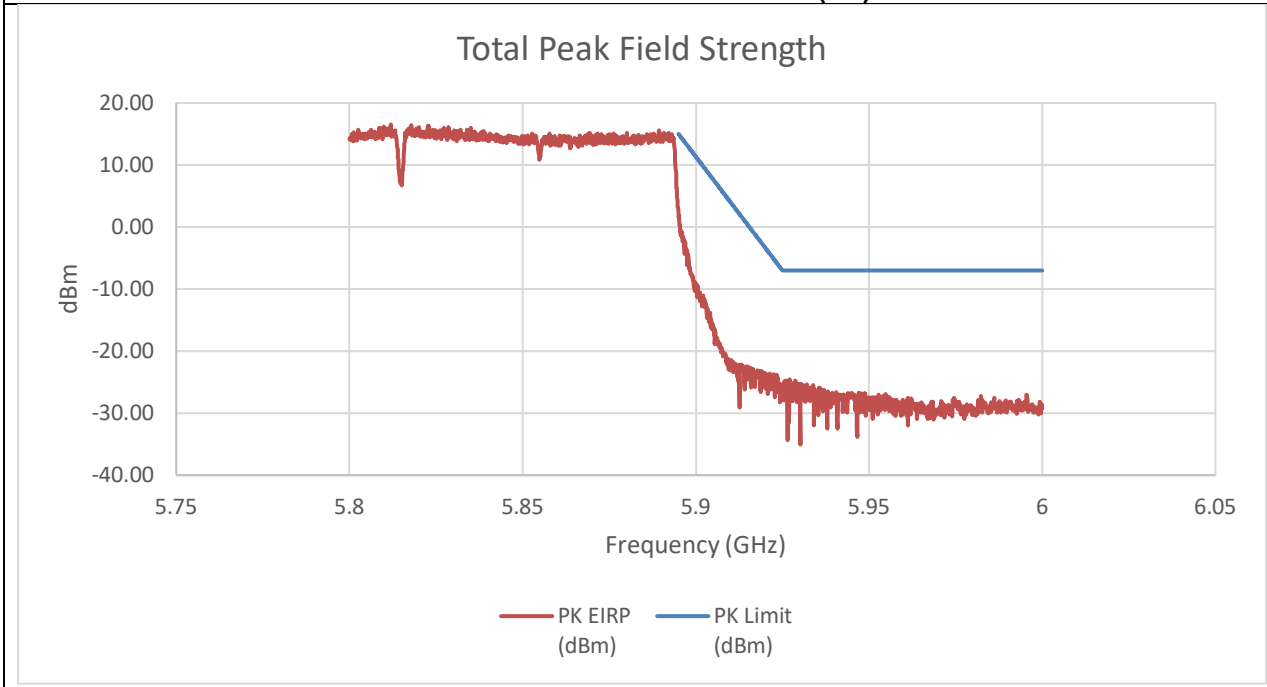

SUMMED BANDEDGE DATA (Av)

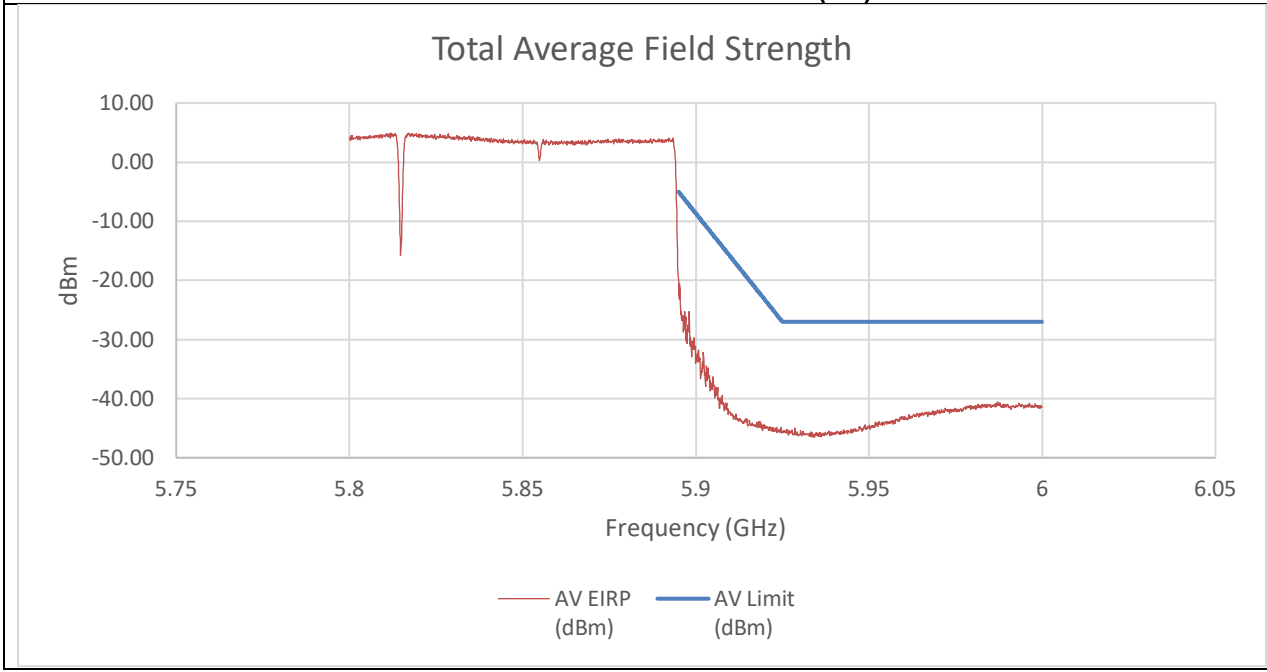

UL LLC
12 Laboratory Drive, Research Triangle Park, NC 27709; USA TEL:(919)549-1400

This report shall not be reproduced except in full, without the written approval of UL LLC

Summed Pk and Av Data at Restricted Band

Frequency (GHz)	PK Reading C1 (dBm)	PK Reading C2 (dBm)	PK EIRP (dBm)	PK EIRP Limit (dBm) (dBuV/m)	Margin (dB)
5.895	-11.67	-14.25	1.91	14.93	-13.02
Frequency (GHz)	**AV Reading C1 (dBm)**	**AV Reading C2 (dBm)**	**AV EIRP (dBm)**	**AV Limit (dBm)**	**Margin (dB)**
5.987	-53.65	-57.69	-40.54	-27.00	-13.54

An array gain of 11.67 dBi was used in the calculation of the summed data.

UL LLC
12 Laboratory Drive, Research Triangle Park, NC 27709; USA TEL:(919)549-1400
This report shall not be reproduced except in full, without the written approval of UL LLC

10.2. TRANSMITTER WORST CASE

10.2.1. SPURIOUS BELOW 30MHz

Note: All measurements were made at a test distance of 3 m. The measured data was extrapolated from the test distance (3m) to the specification distance (300 m from 9-490 kHz and 30 m from 490 kHz – 30 MHz) to clearly show the relative levels of fundamental and spurious emissions and demonstrate compliance with the requirement that the level of any spurious emissions be below the level of the intentionally transmitted signal. The extrapolation factor for the limits were 40*Log (test distance / specification distance).

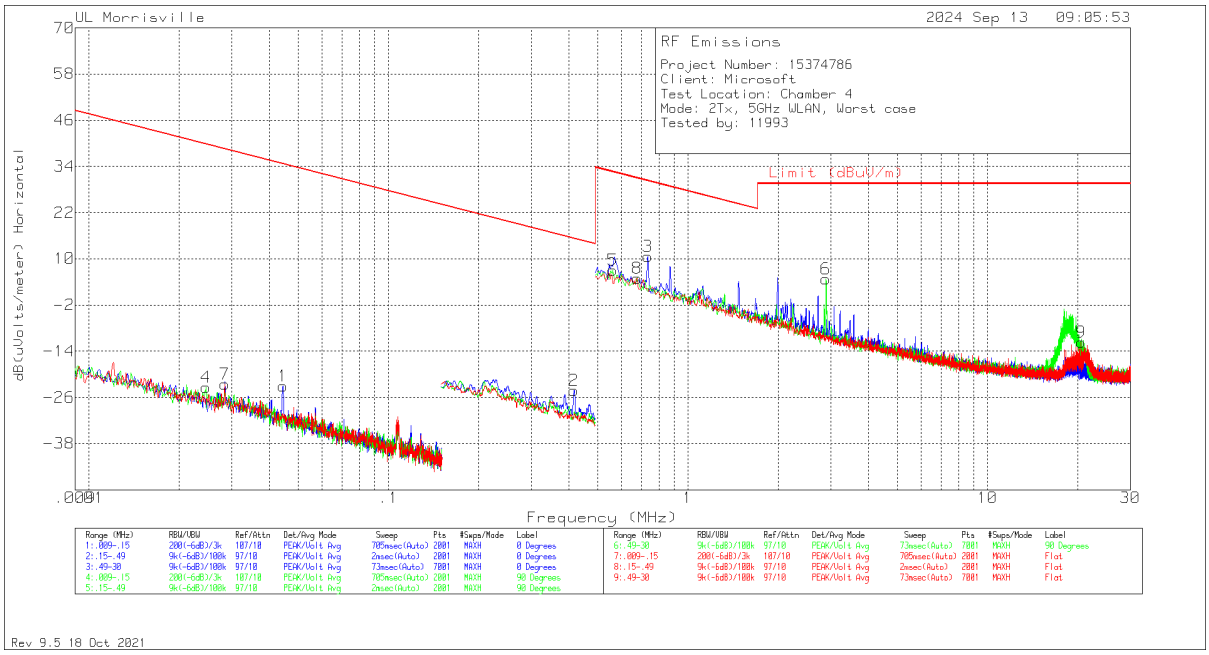

ANTENNA- THREE ORIENTATIONS (E-FIELD)

Marker	Frequency (MHz)	Meter Reading (dBuV)	Det	135144 (dBuV/m)	Gain/Loss (dB)	Dist. Corr. Factor (dB)	Corrected Reading dB(uVolts/meter)	QP/AV Limit (dBuV/m)	PK Limit (dBuV/m)	Margin (dB)	Azimuth (Degs)	Loop Angle
4	.02462	42.8	Pk	13.7	.1	-80	-23.4	39.78	59.78	-63.18	0-360	90 degs
7	.02838	43.75	Pk	13.6	.1	-80	-22.55	38.54	58.54	-61.09	0-360	Flat
1	.04443	44.72	Pk	12.1	.1	-80	-23.08	34.65	54.65	-57.73	0-360	0 degs
2	.41673	44.87	Pk	10.9	.1	-80	-24.13	15.21	35.21	-39.34	0-360	0 degs
5	.56167	35.86	Pk	11.1	.1	-40	7.06	32.61	-	-25.55	0-360	90 degs
8	.6755	33.49	Pk	11.2	.2	-40	4.89	31.01	-	-26.12	0-360	Flat
3	.73453	39.28	Pk	11.2	.2	-40	10.68	30.28	-	-19.6	0-360	0 degs
6	2.8889	33.24	Pk	11.4	.2	-40	4.84	29.54	-	-24.7	0-360	90 degs
9	20.54551	17.63	Pk	10.1	.6	-40	-11.67	29.54	-	-41.21	0-360	Flat

Pk - Peak detector

UL LLC
12 Laboratory Drive, Research Triangle Park, NC 27709; USA TEL:(919)549-1400
This report shall not be reproduced except in full, without the written approval of UL LLC

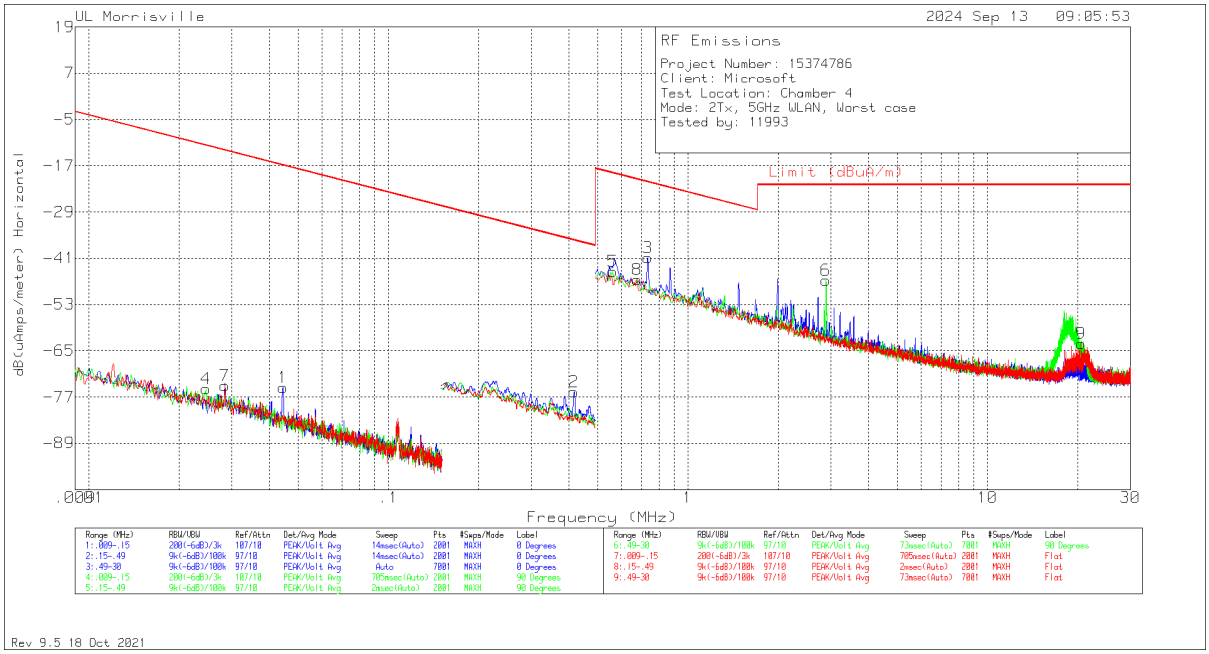

ANTENNA- THREE ORIENTATIONS (H-FIELD)

Marker	Frequency (MHz)	Meter Reading (dBuV)	Det	135144 (dBuV/m)	Gain/Loss (dB)	Dist. Corr. Factor (dB)	Corrected Reading dB(uAmps/meter)	QP/AV Limit (dBuA/m)	PK Limit (dBuA/m)	Margin (dB)	Azimuth (Degs)	Loop Angle
4	.02462	42.8	Pk	-37.8	.1	-80	-74.9	-11.72	8.28	-63.18	0-360	90 degs
7	.02838	43.75	Pk	-37.9	.1	-80	-74.05	-12.96	7.04	-61.09	0-360	Flat
1	.04443	44.72	Pk	-39.4	.1	-80	-74.58	-16.85	3.15	-57.73	0-360	0 degs
2	.41673	44.87	Pk	-40.6	.1	-80	-75.63	-36.29	-16.29	-39.34	0-360	0 degs
5	.56167	35.86	Pk	-40.4	.1	-40	-44.44	-18.89	-	-25.55	0-360	90 degs
8	.6755	33.49	Pk	-40.3	.2	-40	-46.61	-20.49	-	-26.12	0-360	Flat
3	.73453	39.28	Pk	-40.3	.2	-40	-40.82	-21.22	-	-19.6	0-360	0 degs
6	2.8889	33.24	Pk	-40.1	.2	-40	-46.66	-21.96	-	-24.7	0-360	90 degs
9	20.54551	17.63	Pk	-41.4	.6	-40	-63.17	-21.96	-	-41.21	0-360	Flat

Pk - Peak detector

UL LLC
12 Laboratory Drive, Research Triangle Park, NC 27709; USA TEL:(919)549-1400
This report shall not be reproduced except in full, without the written approval of UL LLC

10.2.2. SPURIOUS 30-1000MHz

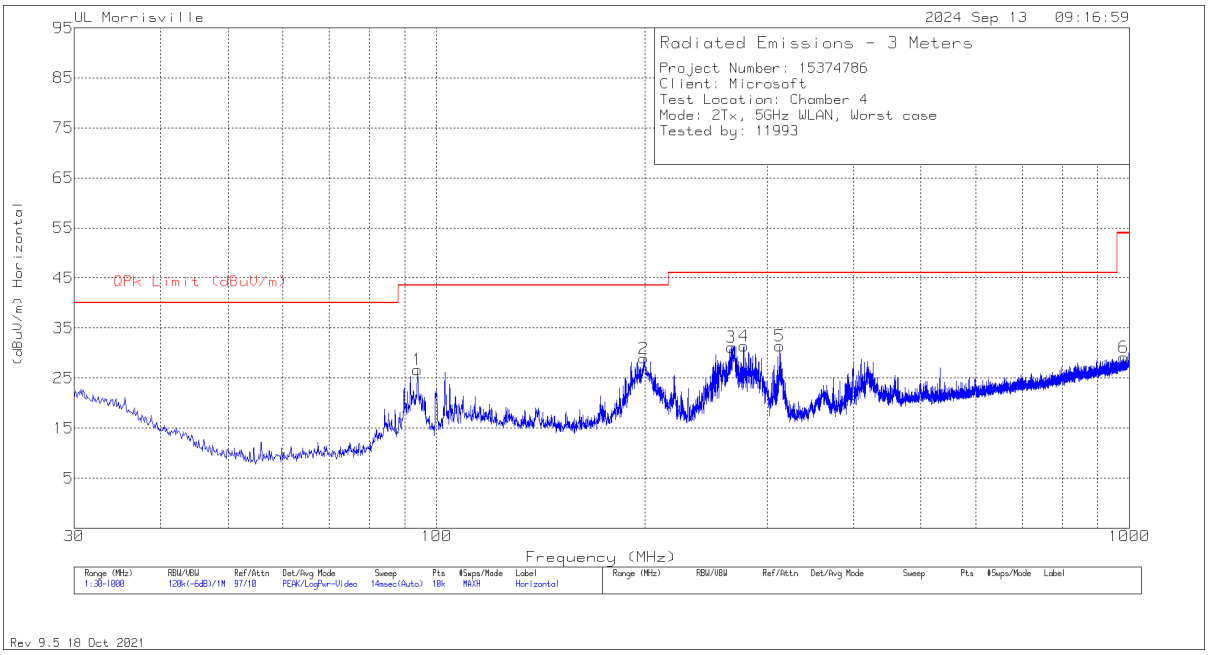

HORIZONTAL

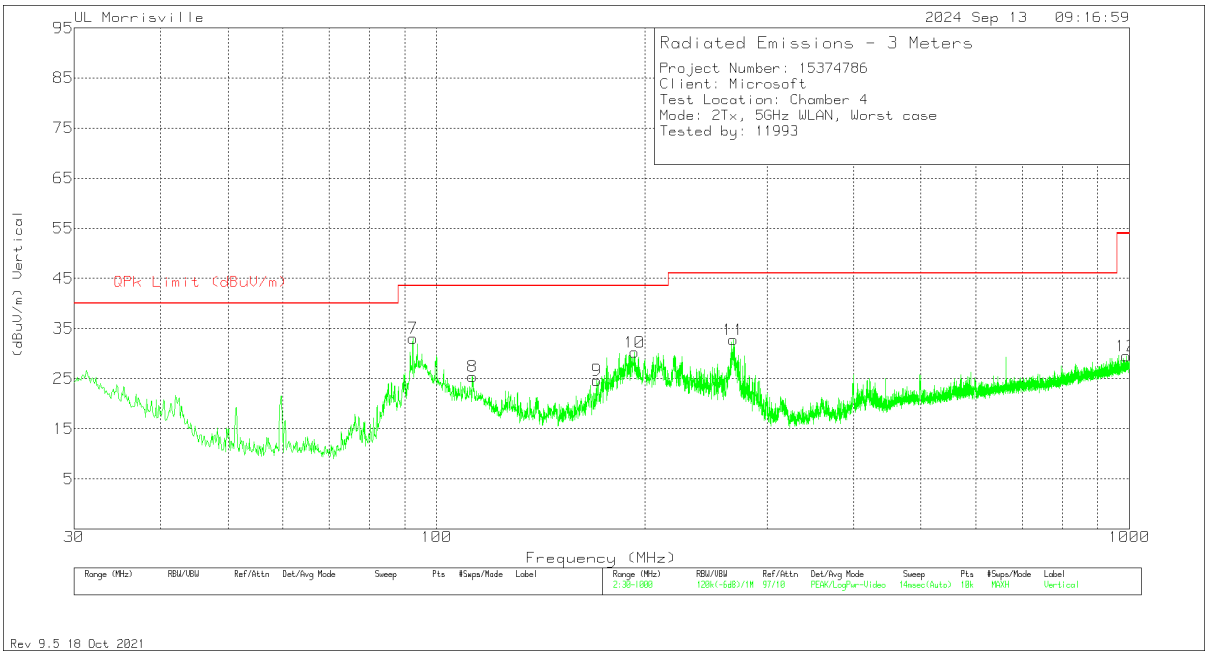

VERTICAL

UL LLC
12 Laboratory Drive, Research Triangle Park, NC 27709; USA TEL:(919)549-1400
This report shall not be reproduced except in full, without the written approval of UL LLC

Marker	Frequency (MHz)	Meter Reading (dBuV)	Det	90628 (dB/m)	Gain/Loss (dB)	Corrected Reading (dBuV/m)	QPk Limit (dBuV/m)	Margin (dB)	Azimuth (Degs)	Height (cm)	Polarity
3	* ** 266.195	42.48	Pk	19.1	-30.4	31.18	46.02	-14.84	0-360	100	H
4	* ** 277.835	42.41	Pk	19.5	-30.5	31.41	46.02	-14.61	0-360	100	H
6	* ** 981.667	26.38	Pk	29.1	-26.3	29.18	53.97	-24.79	0-360	100	H
8	* ** 112.644	37.54	Pk	19.2	-31.3	25.44	43.52	-18.08	0-360	100	V
9	* ** 170.456	37.63	Pk	18	-31	24.63	43.52	-18.89	0-360	100	V
11	* ** 268.038	43.94	Pk	19.2	-30.4	32.74	46.02	-13.28	0-360	100	V
12	* ** 989.33	26.49	Pk	29.2	-26.2	29.49	53.97	-24.48	0-360	100	V
7	92.468	50.23	Pk	14.3	-31.5	33.03	-	-	0-360	100	V
1	93.923	43.15	Pk	14.9	-31.4	26.65	-	-	0-360	200	H
10	193.154	43.33	Pk	17.7	-30.8	30.23	-	-	0-360	100	V
2	199.168	40.87	Pk	18.9	-30.8	28.97	-	-	0-360	100	H
5	313.046	41.75	Pk	19.9	-30.2	31.45	-	-	0-360	100	H

* - indicates frequency in CFR47 Pt 15 / IC RSS-Restricted Band
** - indicates frequency in Taiwan NCC LP0002 Restricted Band
Pk - Peak detector

UL LLC
12 Laboratory Drive, Research Triangle Park, NC 27709; USA TEL:(919)549-1400
This report shall not be reproduced except in full, without the written approval of UL LLC

10.2.3. SPURIOUS 18-26 GHz

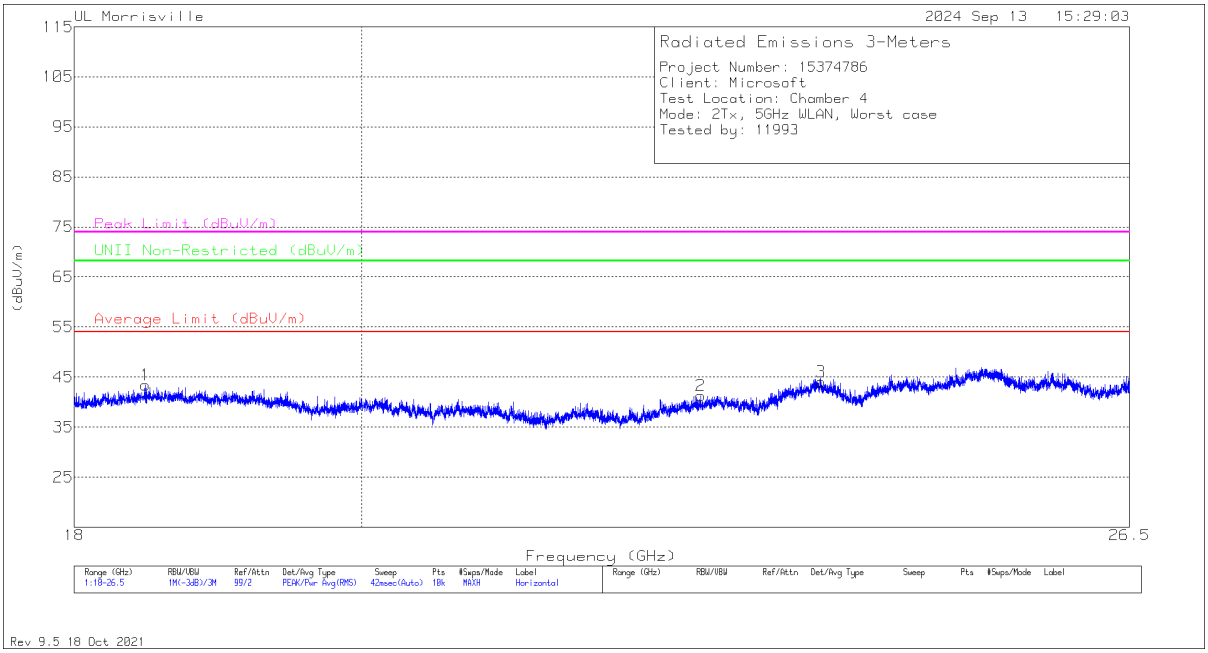

HORIZONTAL

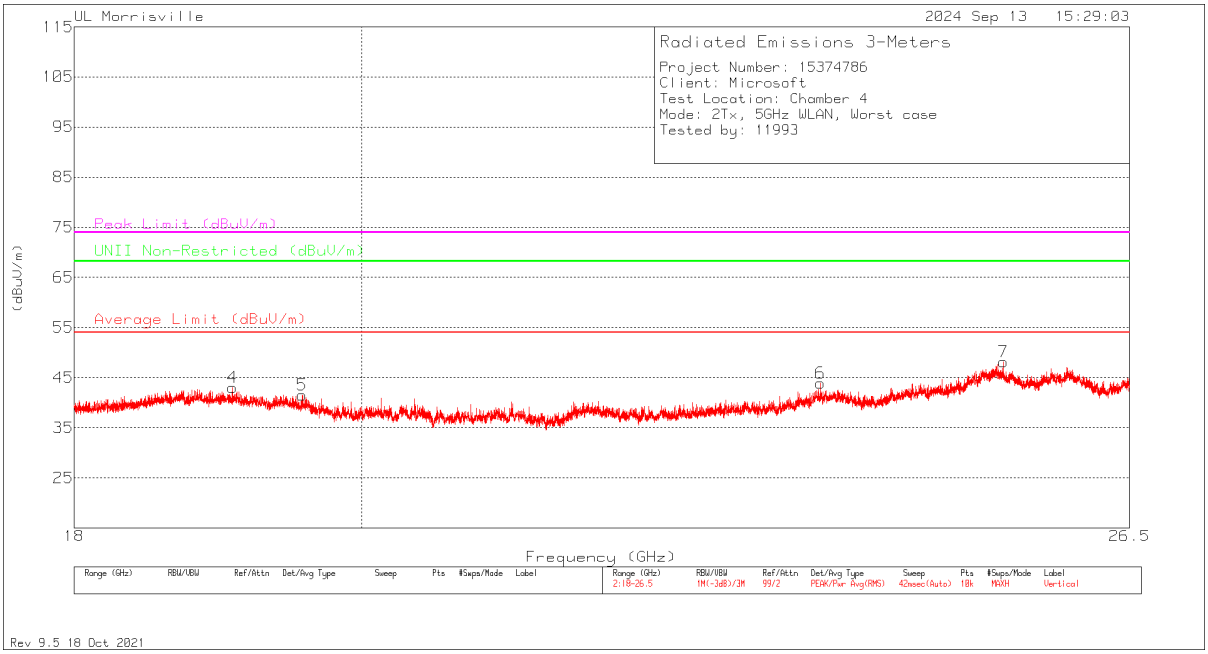

VERTICAL

UL LLC
12 Laboratory Drive, Research Triangle Park, NC 27709; USA TEL:(919)549-1400
This report shall not be reproduced except in full, without the written approval of UL LLC

Marker	Frequency (GHz)	Meter Reading (dBuV)	Det	204704 (dB/m)	Gain/Loss (dB)	Corrected Reading (dBuV/m)	Average Limit (dBuV/m)	Margin (dB)	Peak Limit (dBuV/m)	Margin (dB)	UNII Non-Restricted (dBuV/m)	PK Margin (dB)	Azimuth (Degs)	Height (cm)	Polarity
1	* ** 18.47595	51.41	Pk	33	-41	43.41	54	-10.59	74	-30.59	-	-	0-360	100	H
2	* ** 22.64649	46.85	Pk	34.2	-39.8	41.25	54	-12.75	74	-32.75	-	-	0-360	100	H
3	* ** 23.66723	47.87	Pk	34.5	-38.3	44.07	54	-9.93	74	-29.93	-	-	0-360	100	H
4	* ** 19.07599	50.17	Pk	33.7	-40.8	43.07	54	-10.93	74	-30.93	-	-	0-360	150	V
5	* ** 19.56894	49.02	Pk	33.2	-40.7	41.52	54	-12.48	74	-32.48	-	-	0-360	250	V
6	* ** 23.66468	47.61	Pk	34.5	-38.2	43.91	54	-10.09	74	-30.09	-	-	0-360	250	V
7	25.30247	48.65	Pk	35.7	-36.2	48.15	-	-	-	-	68.2	-20.05	0-360	300	V

* - indicates frequency in CFR47 Pt 15 / IC RSS-Restricted Band
** - indicates frequency in Taiwan NCC LP0002 Restricted Band
Pk - Peak detector

UL LLC
12 Laboratory Drive, Research Triangle Park, NC 27709; USA TEL:(919)549-1400
This report shall not be reproduced except in full, without the written approval of UL LLC

10.2.4. SPURIOUS 26-40 GHz

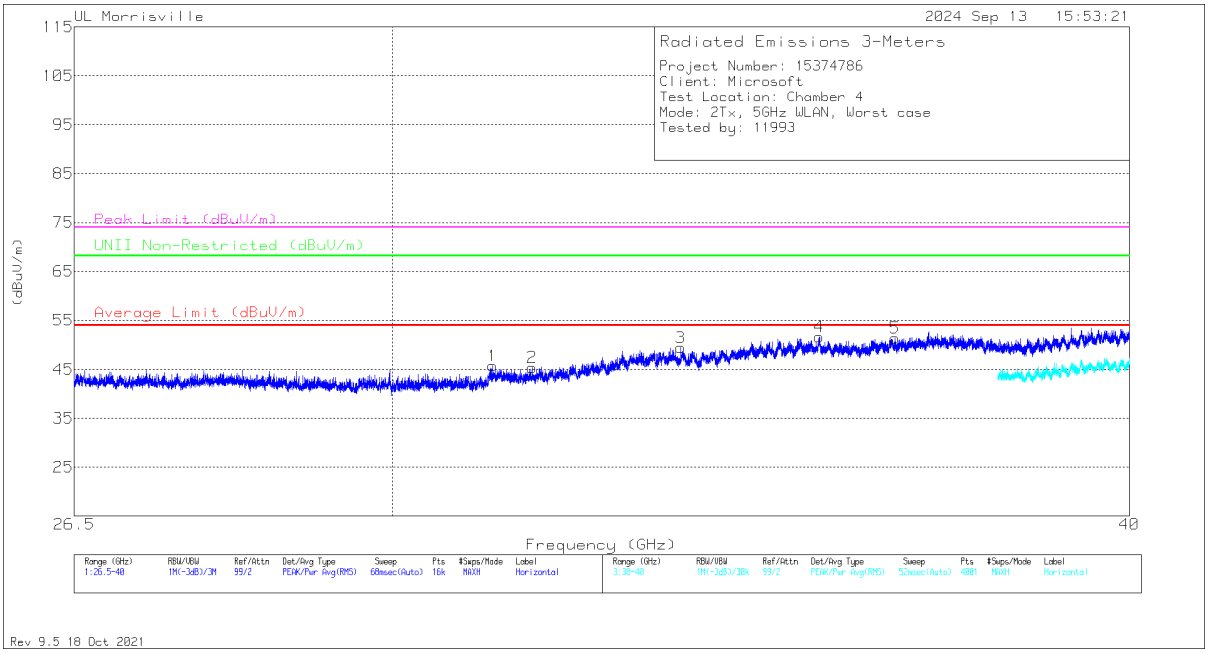

HORIZONTAL

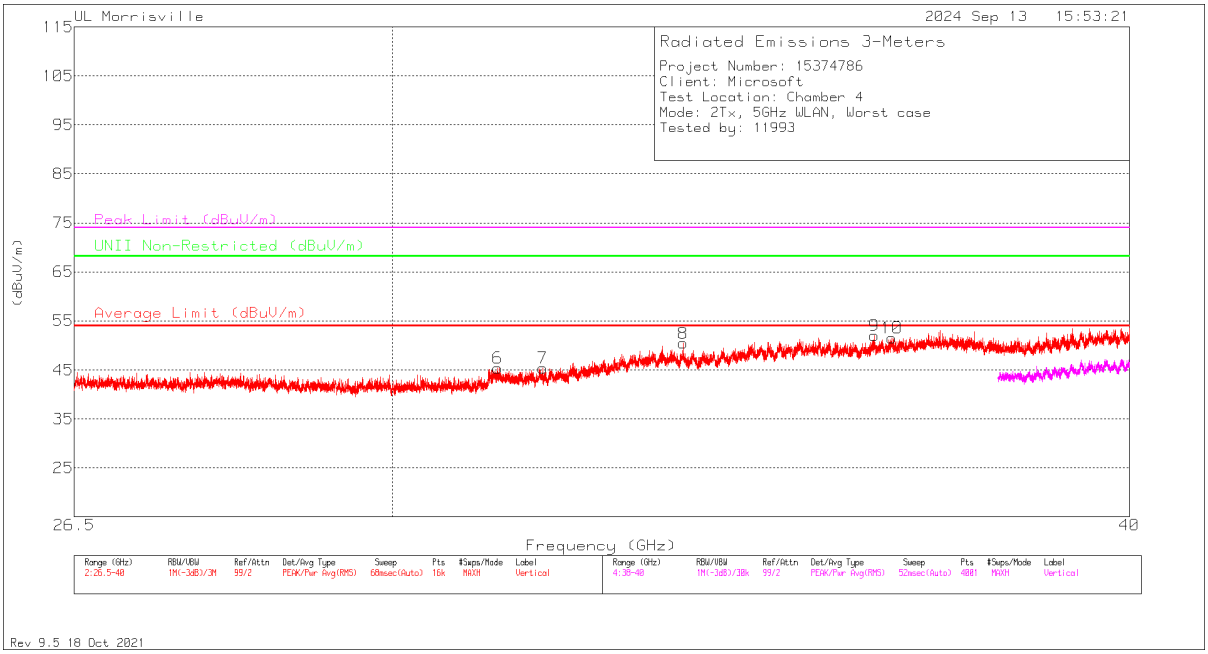

VERTICAL

UL LLC
12 Laboratory Drive, Research Triangle Park, NC 27709; USA TEL:(919)549-1400
This report shall not be reproduced except in full, without the written approval of UL LLC

Marker	Frequency (GHz)	Meter Reading (dBuV)	Det	204705 (dB/m)	Gain/Loss (dB)	Corrected Reading (dBuV/m)	Average Limit (dBuV/m)	Margin (dB)	Peak Limit (dBuV/m)	Margin (dB)	UNII Non-Restricted (dBuV/m)	PK Margin (dB)	Azimuth (Degs)	Height (cm)	Polarity
1	* ** 31.20108	41.91	Pk	36.9	-33.1	45.71	54	-8.29	74	-28.29	-	-	0-360	100	H
2	* ** 31.68621	41.65	Pk	37	-33.3	45.35	54	-8.65	74	-28.65	-	-	0-360	100	H
6	* ** 31.26351	41.58	Pk	37	-33.2	45.38	54	-8.62	74	-28.62	-	-	0-360	150	V
10	* ** 36.45706	48.83	PK-U	37.9	-34.2	52.53	-	-	74	-21.47	-	-	253	132	V
	* ** 36.46036	35.43	ADV	37.9	-34.2	39.13	54	-14.87	-	-	-	-	253	132	V
7	31.81529	42.02	Pk	37.1	-33.7	45.42	54	-8.58	74	-28.58	68.2	-22.78	0-360	150	V
3	33.57562	44.93	PK-U	37.3	-32.8	-	-	-	-	-	68.2	-18.77	45	146	H
8	33.60702	44.74	PK-U	37.3	-31.7	-	-	-	-	-	68.2	-17.86	182	136	V
4	35.44053	47.62	PK-U	37.7	-33	-	-	-	-	-	68.2	-15.88	106	150	H
9	36.20565	48.31	PK-U	37.7	-34.2	-	-	-	-	-	68.2	-16.39	187	106	V
5	36.50698	49.32	PK-U	37.9	-34.9	-	-	-	-	-	68.2	-15.88	178	331	H

* - indicates frequency in CFR47 Pt 15 / IC RSS-Restricted Band
** - indicates frequency in Taiwan NCC LP0002 Restricted Band
Pk - Peak detector
PK-U - Maximum Peak
ADV - Linear Voltage Average

UL LLC
12 Laboratory Drive, Research Triangle Park, NC 27709; USA TEL:(919)549-1400
This report shall not be reproduced except in full, without the written approval of UL LLC

11. SETUP PHOTOS

Please refer to R15374786-EP1 for setup photos

END OF TEST REPORT

UL LLC
12 Laboratory Drive, Research Triangle Park, NC 27709; USA TEL:(919)549-1400
This report shall not be reproduced except in full, without the written approval of UL LLC