SUMMED BANDEDGE DATA (Pk) Slow Sweep

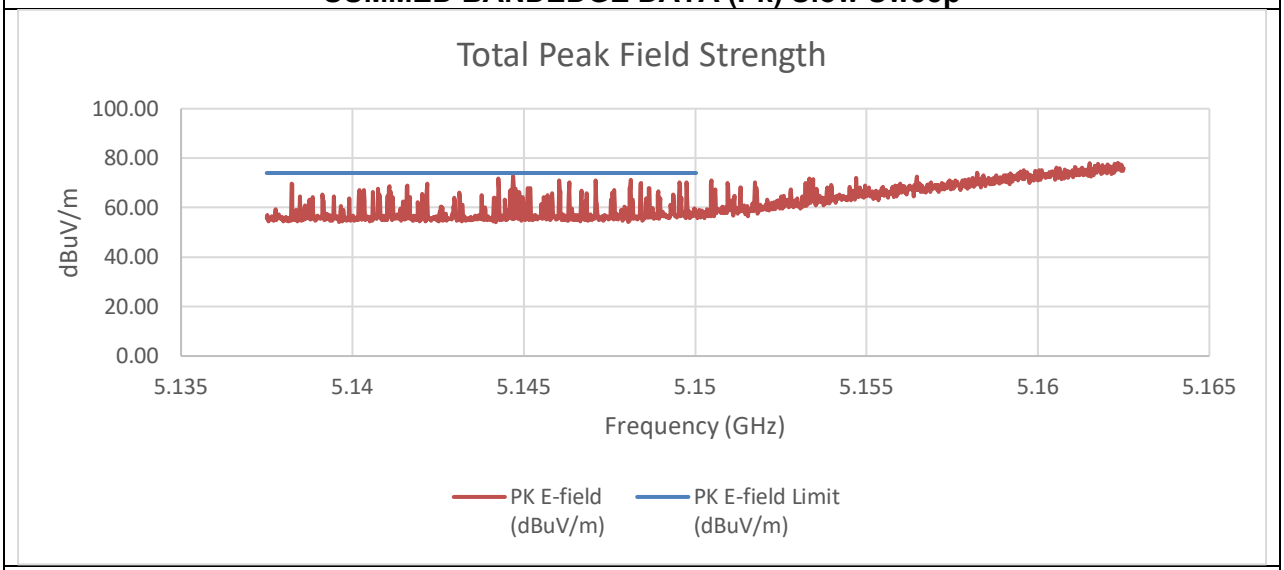

SUMMED BANDEDGE DATA (Av) Slow Sweep

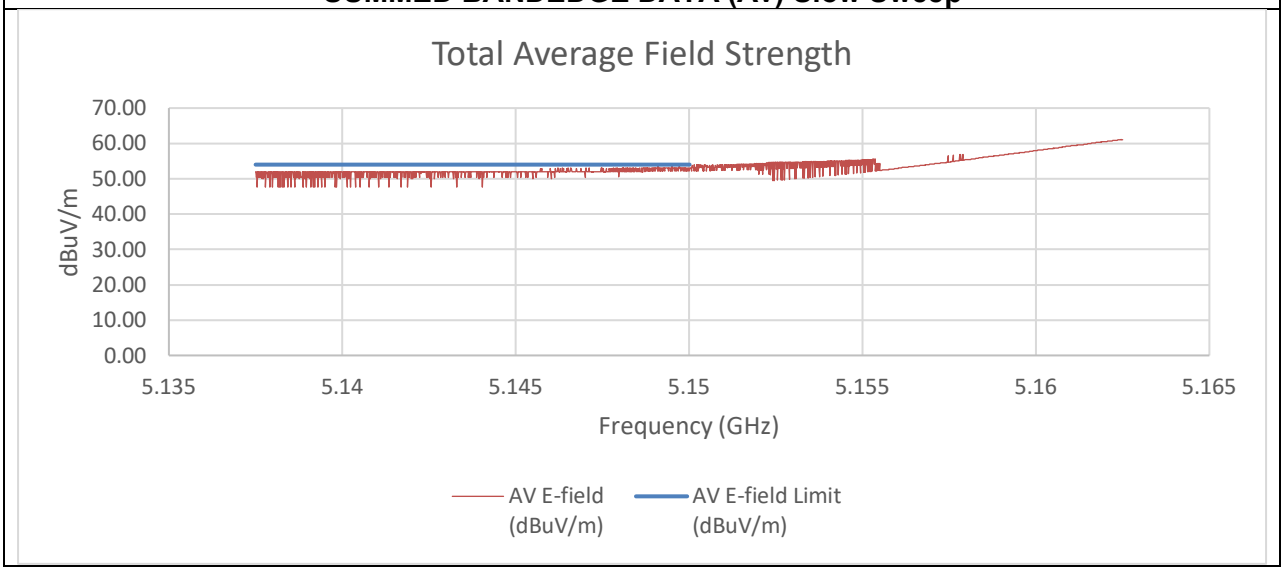

Summed Pk and Av Data at Restricted Band

Frequency (GHz)	PK Reading C1 (dBm)	PK Reading C2 (dBm)	PK EIRP (dBm)	PK E-field (dBuV/m)	PK E-field Limit (dBuV/m)	Margin (dB)
5.15	-52.11	-50.66	-38.00	57.25	74.00	-16.75
Frequency (GHz)	**AV Reading C1 (dBm)**	**AV Reading C2 (dBm)**	**AV EIRP (dBm)**	**AV E-field (dBuV/m)**	**AV E-field Limit (dBuV/m)**	**Margin (dB)**
5.15	-56.36	-56.45	-43.08	52.17	54.00	-1.83

An array gain of 8.21 dBi was used in the calculation of the summed data. Fast sweep was performed just to show that no other emissions existed outside of the frequencies observed by the slow sweep measurement.

UL LLC
12 Laboratory Drive, Research Triangle Park, NC 27709; USA TEL:(919)549-1400
This report shall not be reproduced except in full, without the written approval of UL LLC

2TX CHAIN 0 + CHAIN 1 MODE (Mid Gain) High BE 5250 MHz

SUMMED BANDEDGE DATA (Pk) Fast Method

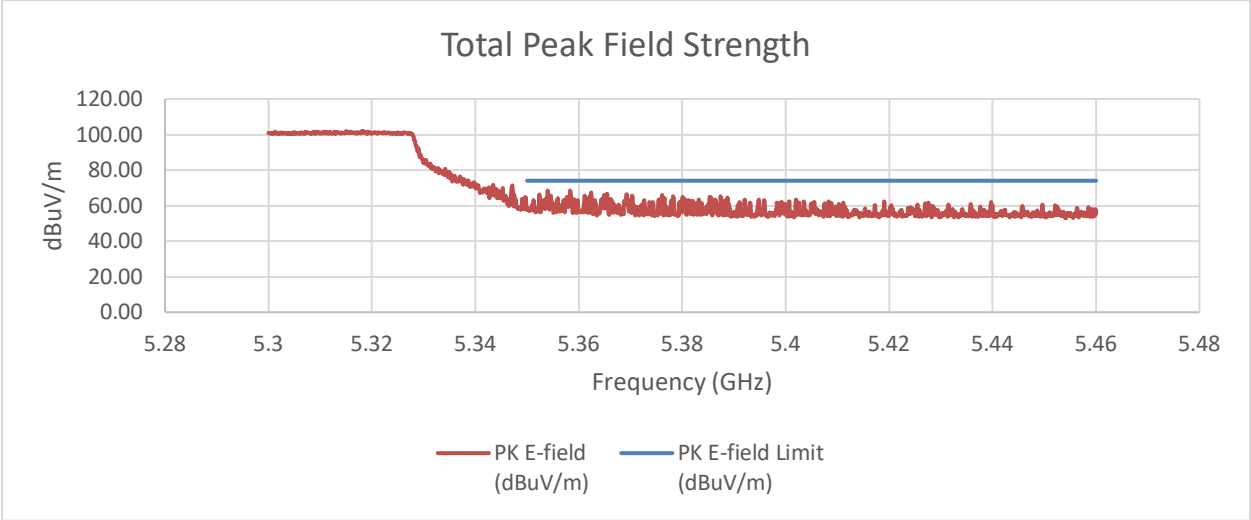

SUMMED BANDEDGE DATA (Av) Fast Method

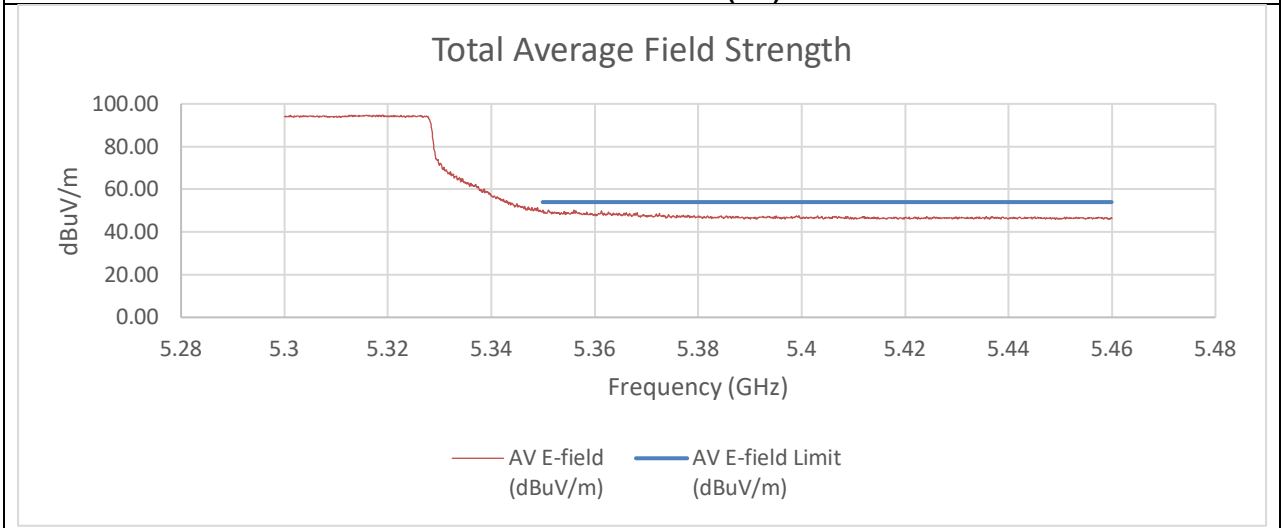

UL LLC
12 Laboratory Drive, Research Triangle Park, NC 27709; USA TEL:(919)549-1400
This report shall not be reproduced except in full, without the written approval of UL LLC

SUMMED BANDEDGE DATA (Pk) Slow Sweep

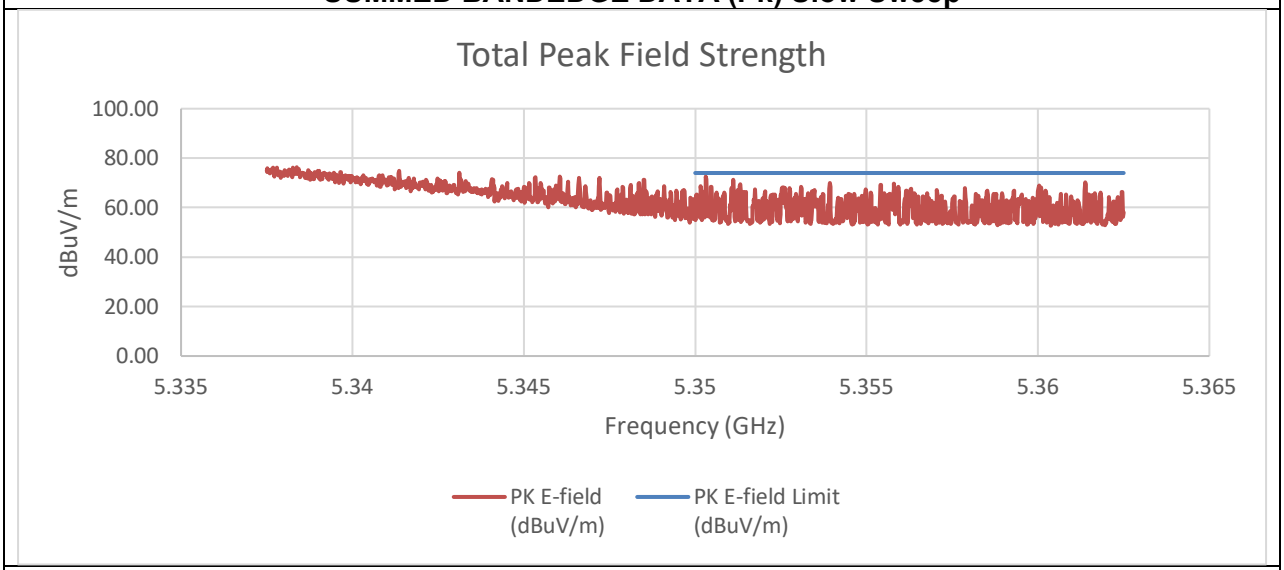

SUMMED BANDEDGE DATA (Av) Slow Sweep

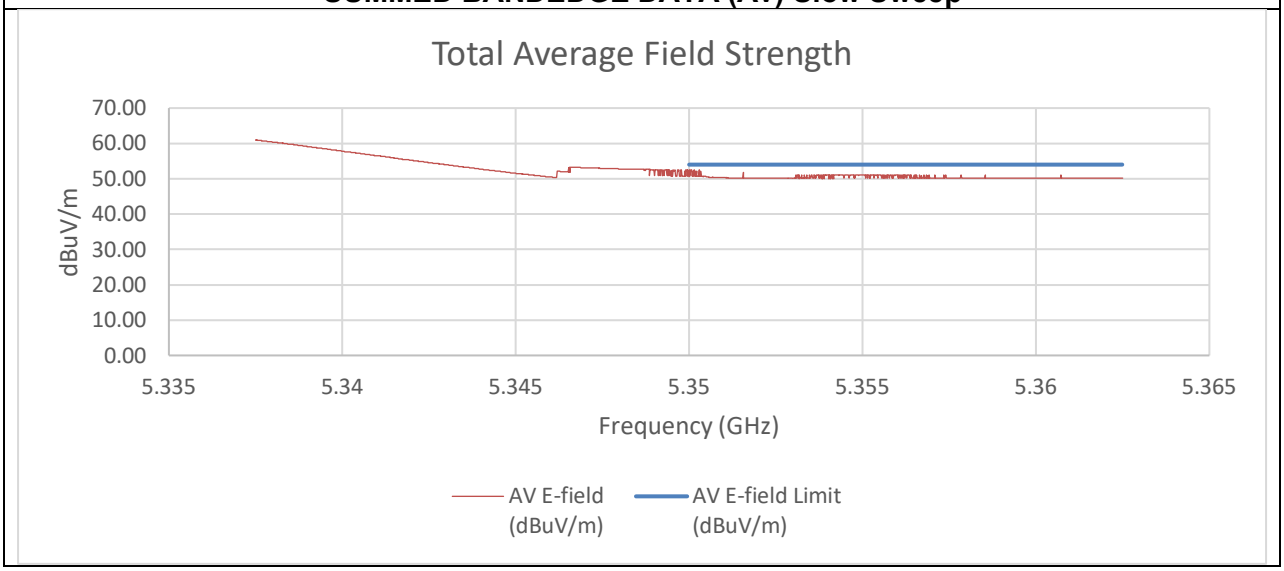

Summed Pk and Av Data at Restricted Band

Frequency (GHz)	PK Reading C1 (dBm)	PK Reading C2 (dBm)	PK EIRP (dBm)	PK E-field (dBuV/m)	PK E-field Limit (dBuV/m)	Margin (dB)
5.35	-52.82	-54.45	-40.24	55.02	74.00	-18.98
Frequency (GHz)	**AV Reading C1 (dBm)**	**AV Reading C2 (dBm)**	**AV EIRP (dBm)**	**AV E-field (dBuV/m)**	**AV E-field Limit (dBuV/m)**	**Margin (dB)**
5.35	-60.64	-56.18	-44.54	50.72	54.00	-3.28

An array gain of 10.31 dBi was used in the calculation of the summed data. Fast sweep was performed just to show that no other emissions existed outside of the frequencies observed by the slow sweep measurement.

UL LLC
12 Laboratory Drive, Research Triangle Park, NC 27709; USA TEL:(919)549-1400
This report shall not be reproduced except in full, without the written approval of UL LLC

2TX CHAIN 0 + CHAIN 1 MODE (High Gain) Low BE 5250 MHz

PK MEASUREMENT

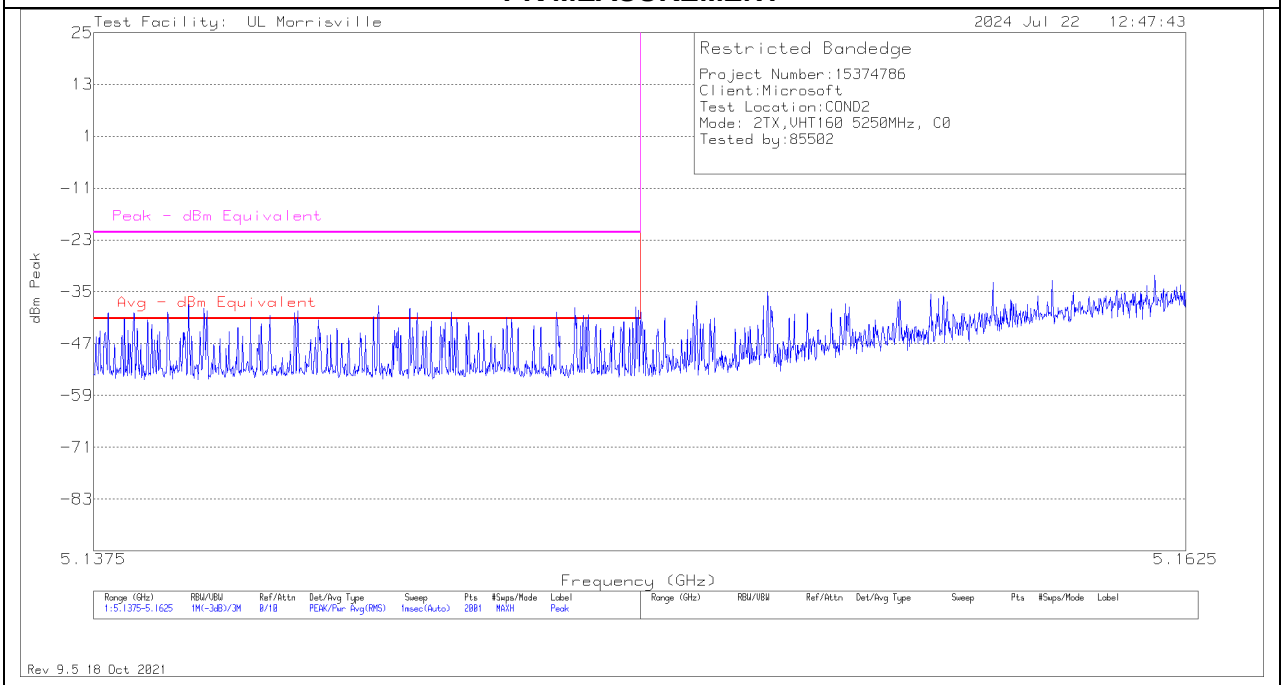

AVERAGE MEASUREMENT

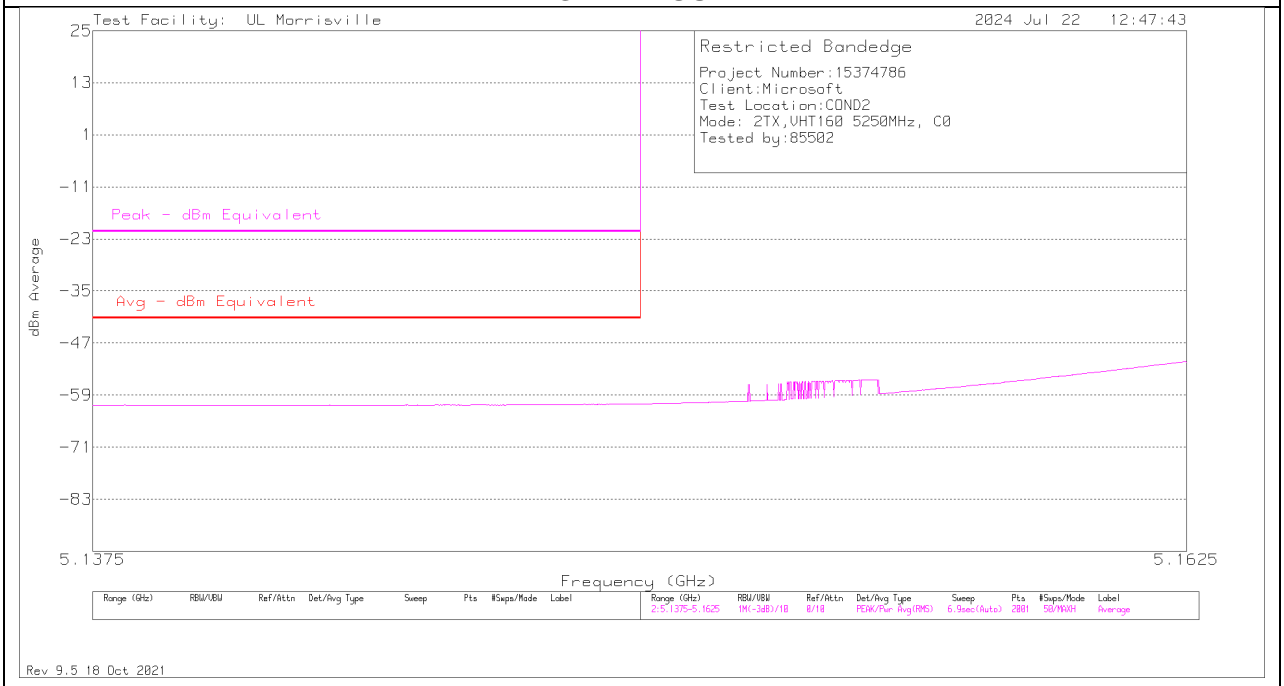

UL LLC
12 Laboratory Drive, Research Triangle Park, NC 27709; USA TEL:(919)549-1400
This report shall not be reproduced except in full, without the written approval of UL LLC

SUMMED BANDEDGE DATA (Pk) Fast Method

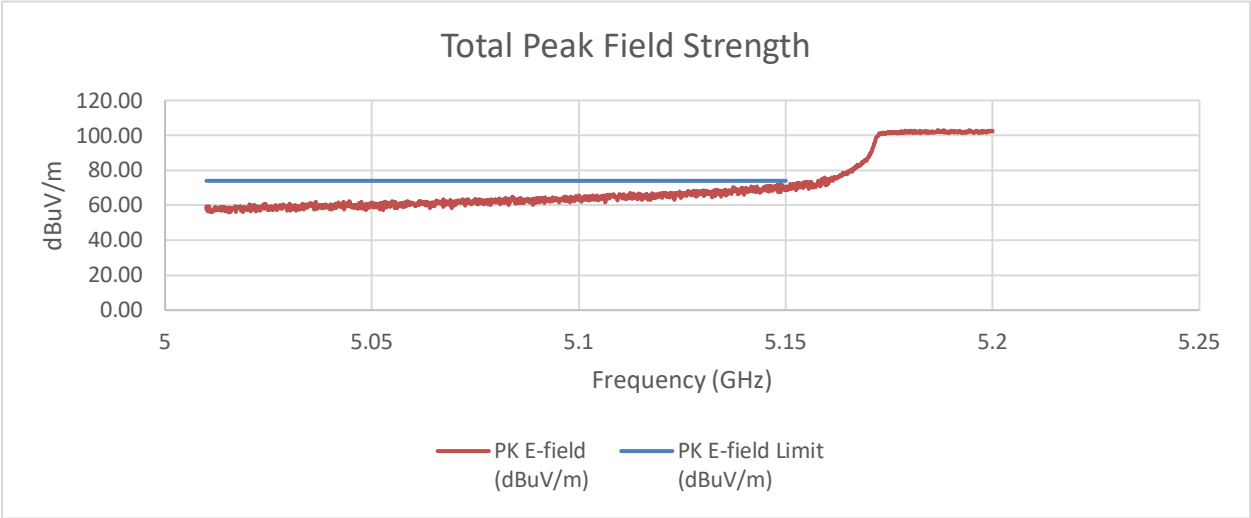

SUMMED BANDEDGE DATA (Av) Fast Method

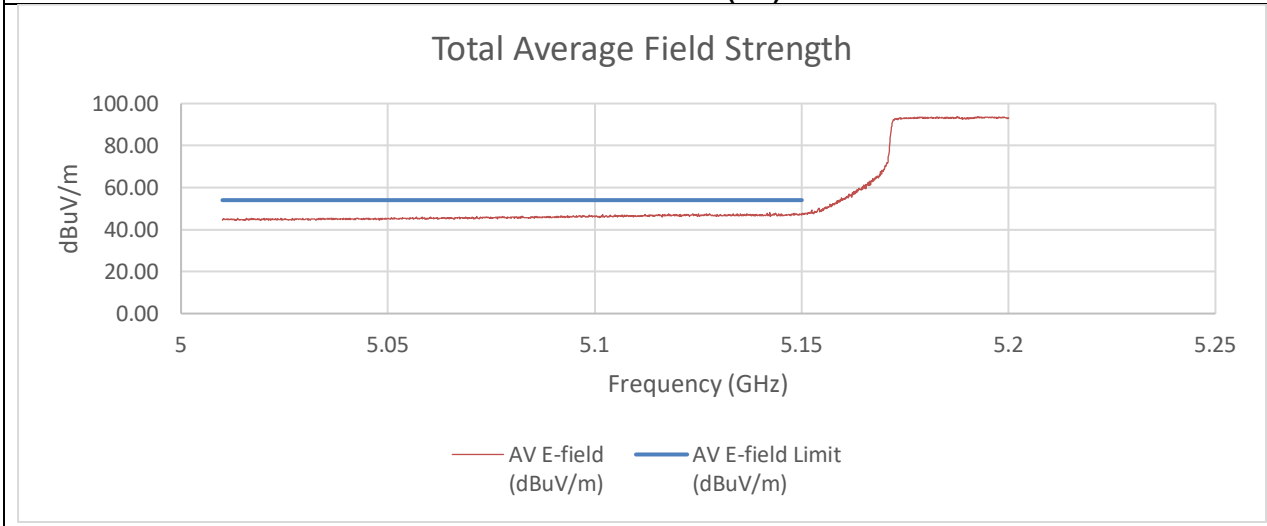

UL LLC
12 Laboratory Drive, Research Triangle Park, NC 27709; USA TEL:(919)549-1400

This report shall not be reproduced except in full, without the written approval of UL LLC

SUMMED BANDEDGE DATA (Pk) Slow Sweep

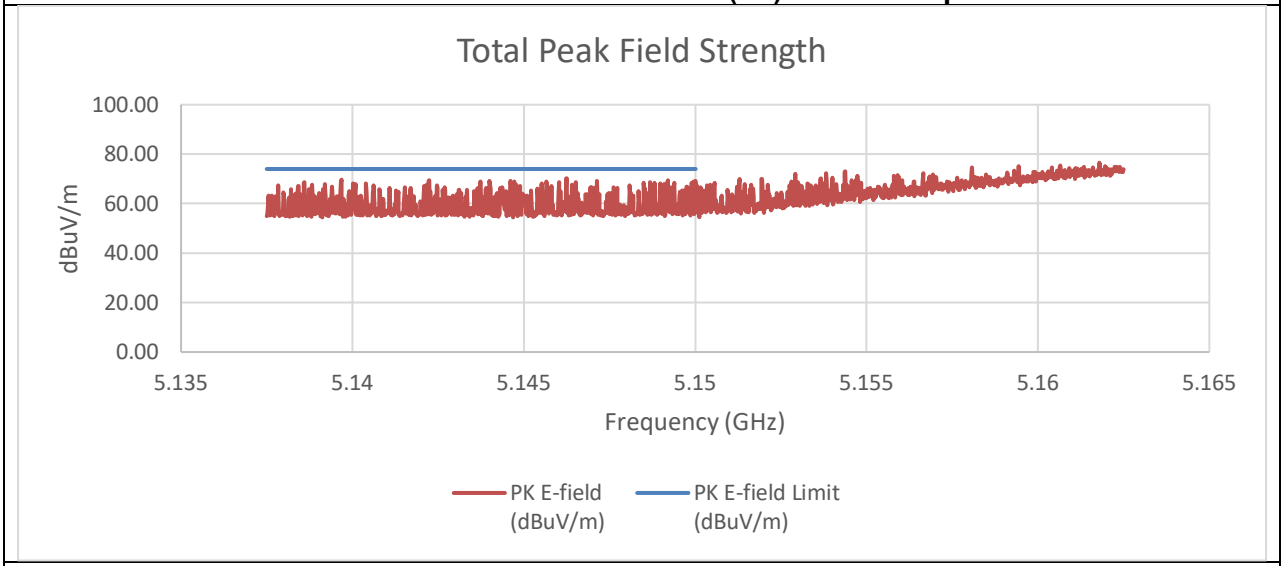

SUMMED BANDEDGE DATA (Av) Slow Sweep

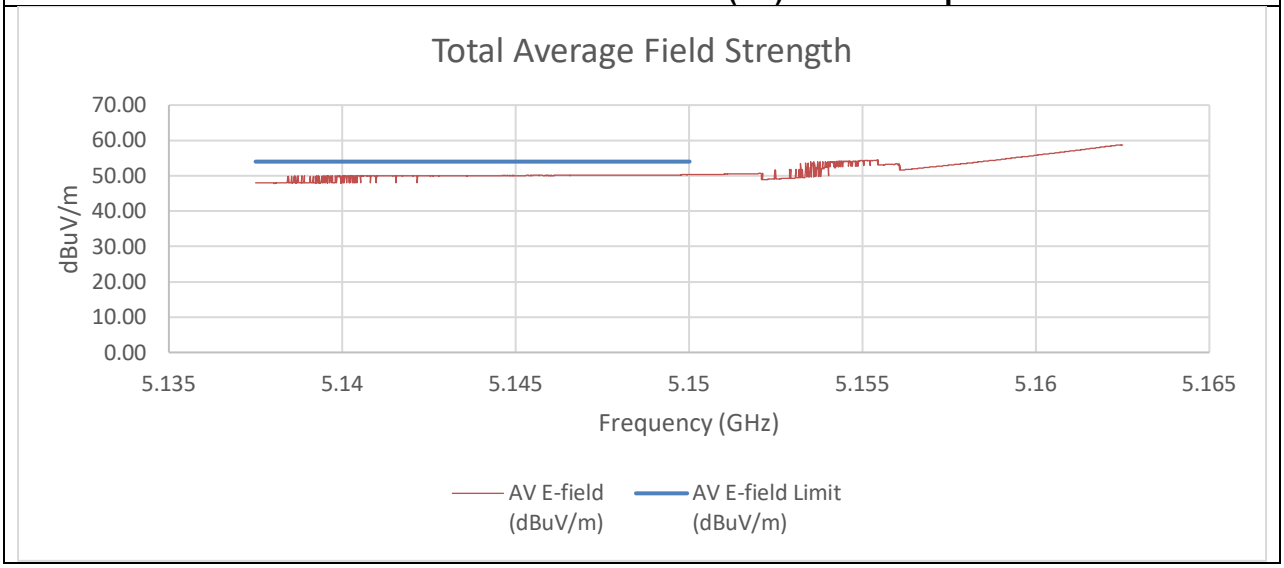

Summed Pk and Av Data at Restricted Band

Frequency (GHz)	PK Reading C1 (dBm)	PK Reading C2 (dBm)	PK EIRP (dBm)	PK E-field (dBuV/m)	PK E-field Limit (dBuV/m)	Margin (dB)
5.15	-43.50	-39.06	-26.06	69.20	74.00	-4.80
Frequency (GHz)	**AV Reading C1 (dBm)**	**AV Reading C2 (dBm)**	**AV EIRP (dBm)**	**AV E-field (dBuV/m)**	**AV E-field Limit (dBuV/m)**	**Margin (dB)**
5.15	-61.04	-58.70	-45.03	50.22	54.00	-3.78

An array gain of 11.67 dBi was used in the calculation of the summed data. Fast sweep was performed just to show that no other emissions existed outside of the frequencies observed by the slow sweep measurement.

UL LLC
12 Laboratory Drive, Research Triangle Park, NC 27709; USA TEL:(919)549-1400
This report shall not be reproduced except in full, without the written approval of UL LLC

2TX CHAIN 0 + CHAIN 1 MODE (High Gain) High BE 5250 MHz

PK MEASUREMENT

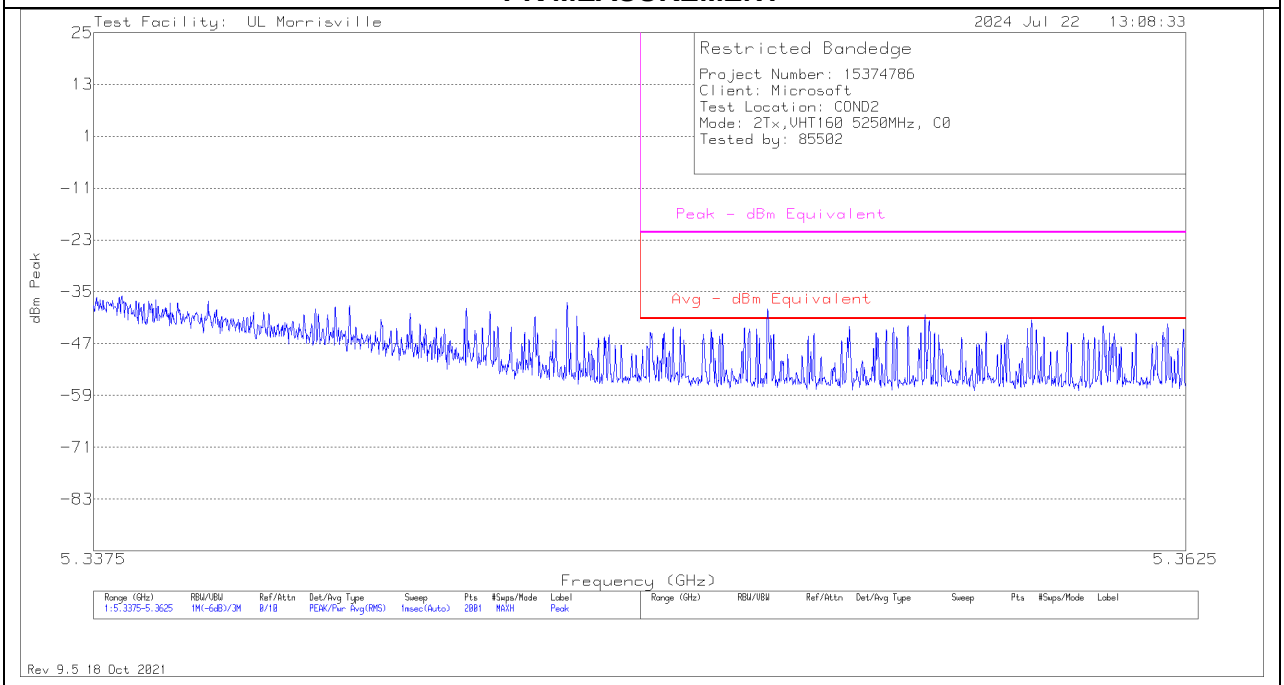

AVERAGE MEASUREMENT

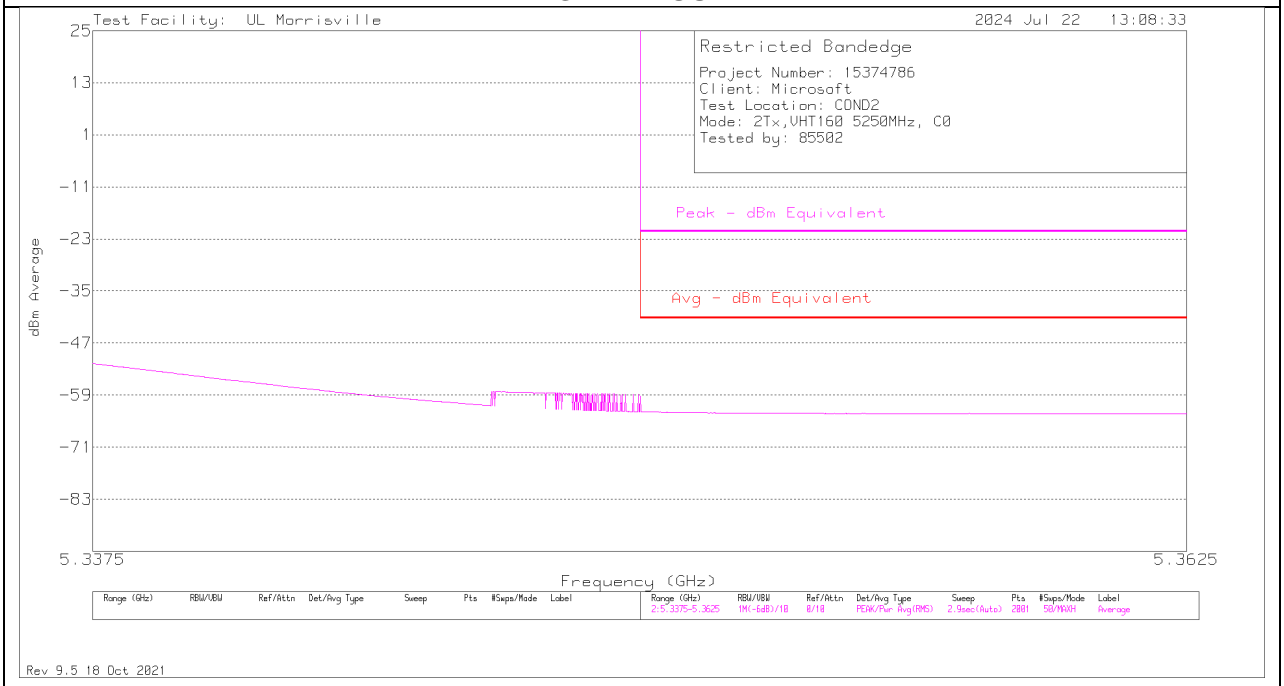

UL LLC
12 Laboratory Drive, Research Triangle Park, NC 27709; USA TEL:(919)549-1400
This report shall not be reproduced except in full, without the written approval of UL LLC

SUMMED BANDEDGE DATA (Pk) Fast Method

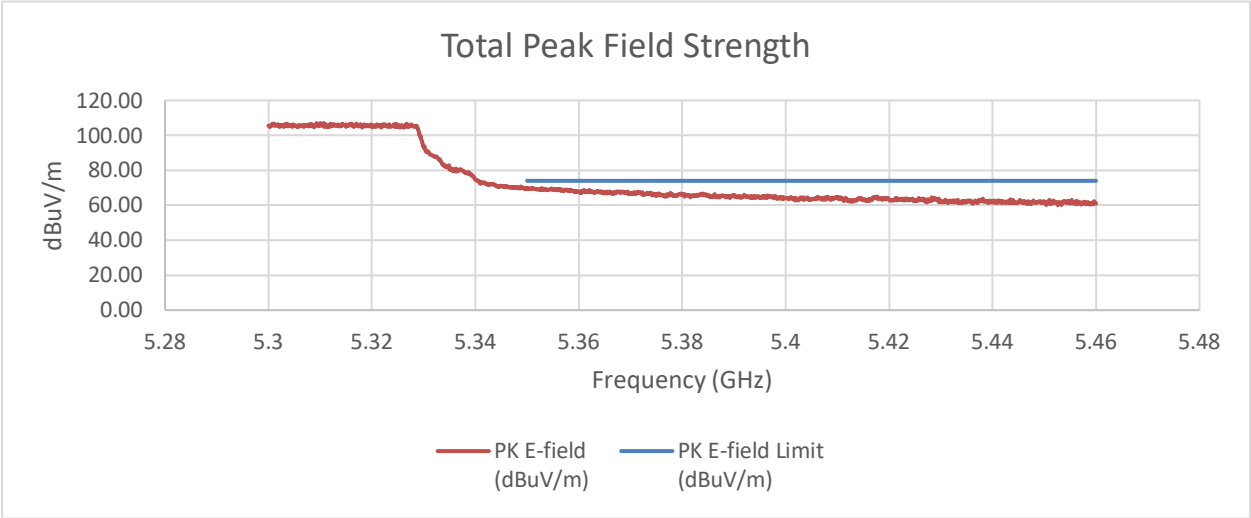

SUMMED BANDEDGE DATA (Av) Fast Method

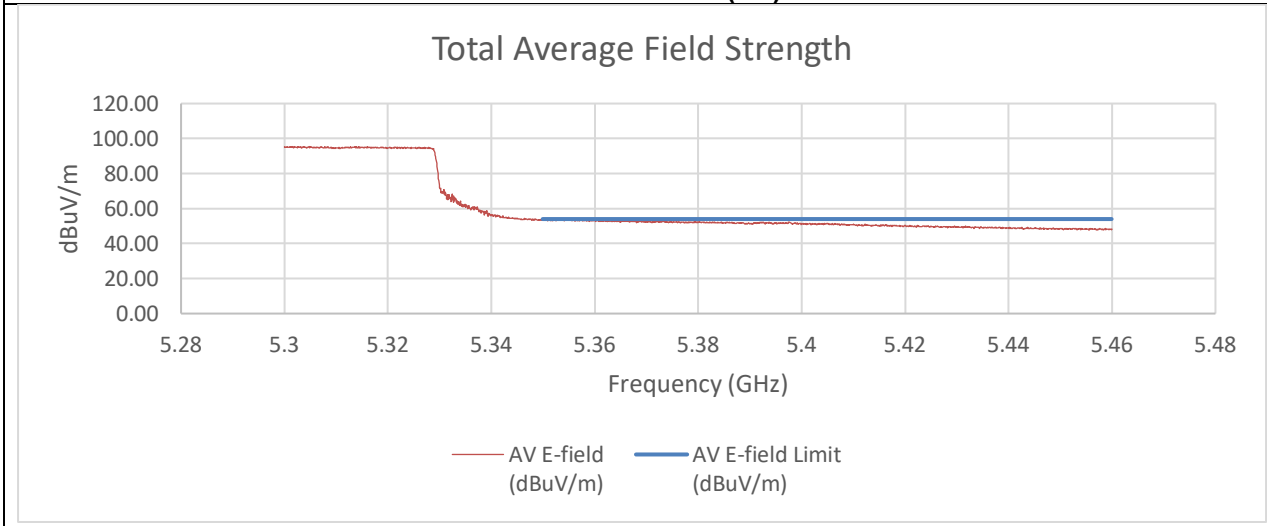

UL LLC
12 Laboratory Drive, Research Triangle Park, NC 27709; USA TEL:(919)549-1400

This report shall not be reproduced except in full, without the written approval of UL LLC

SUMMED BANDEDGE DATA (Pk) Slow Sweep

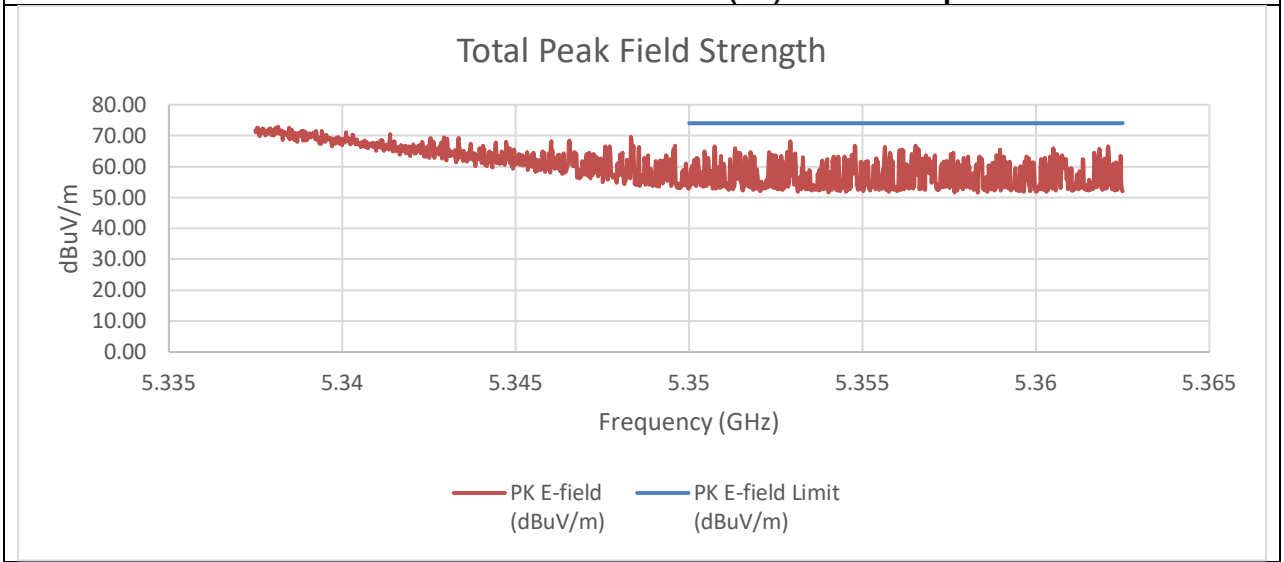

SUMMED BANDEDGE DATA (Av) Slow Sweep

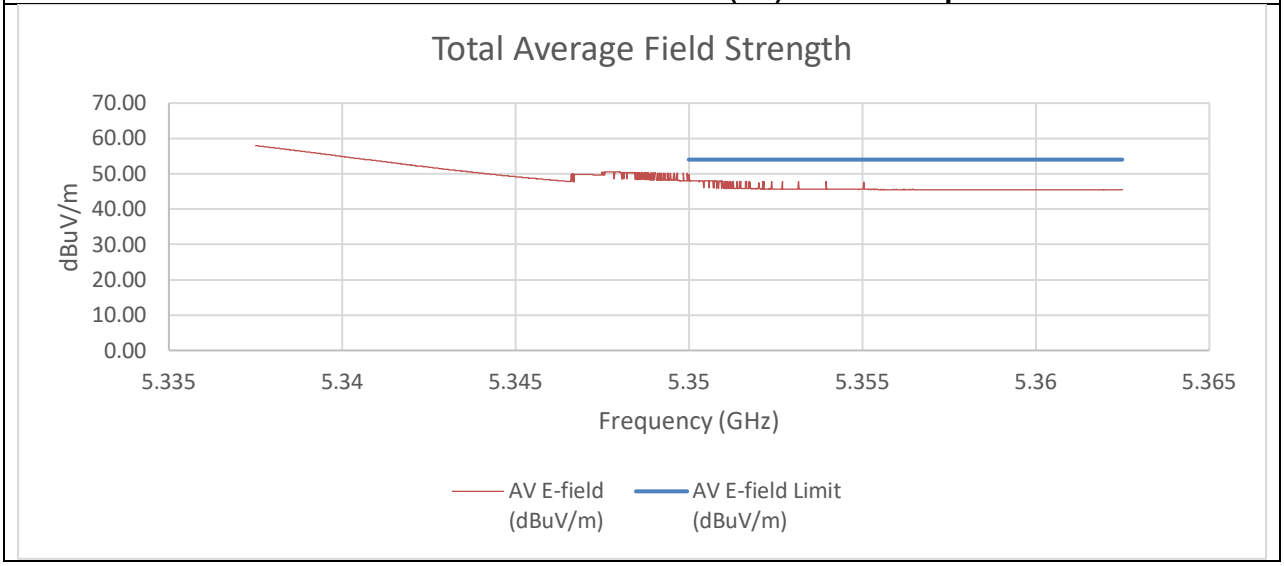

Summed Pk and Av Data at Restricted Band

Frequency (GHz)	PK Reading C1 (dBm)	PK Reading C2 (dBm)	PK EIRP (dBm)	PK E-field (dBuV/m)	PK E-field Limit (dBuV/m)	Margin (dB)
5.35	-55.22	-57.78	-41.63	53.62	74.00	-20.38
Frequency (GHz)	**AV Reading C1 (dBm)**	**AV Reading C2 (dBm)**	**AV EIRP (dBm)**	**AV E-field (dBuV/m)**	**AV E-field Limit (dBuV/m)**	**Margin (dB)**
5.35	-59.24	-61.11	-45.39	49.86	54.00	-4.14

An array gain of 11.67 dBi was used in the calculation of the summed data. Fast sweep was performed just to show that no other emissions existed outside of the frequencies observed by the slow sweep measurement.

UL LLC
12 Laboratory Drive, Research Triangle Park, NC 27709; USA TEL:(919)549-1400
This report shall not be reproduced except in full, without the written approval of UL LLC

10.1.6. TX ABOVE 1 GHz 802.11BE EHT20 MODE IN THE 5.2 GHz BAND

TX ABOVE 1 GHz 802.11be EHT20 26T MODE IN THE 5.2 GHz BAND

2TX CHAIN 0 + CHAIN 1 MODE (Low Gain) 5180 MHz

SUMMED BANDEDGE DATA (Pk)

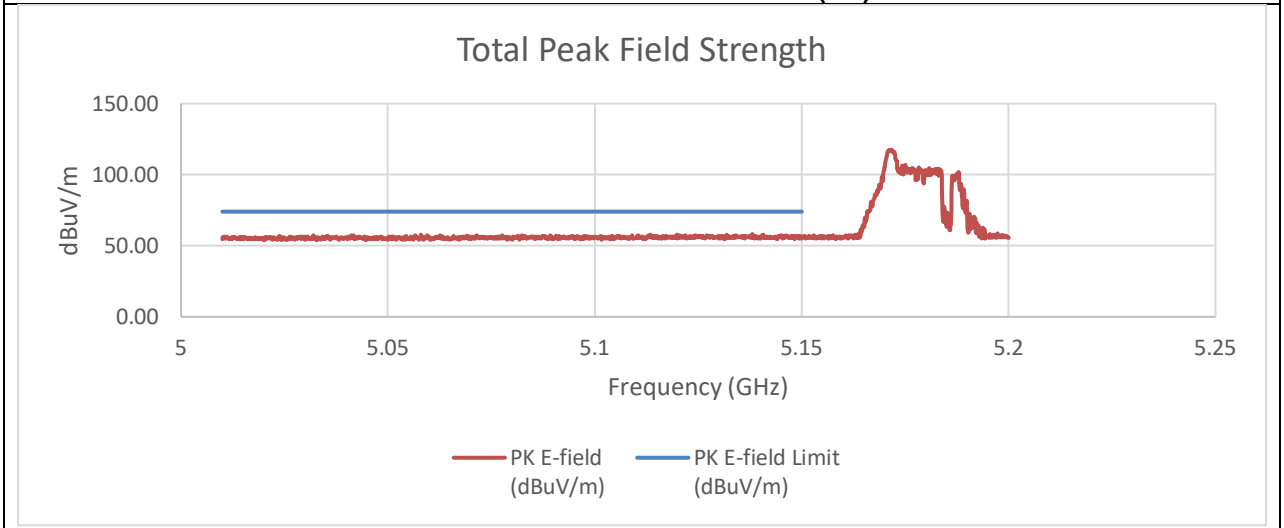

SUMMED BANDEDGE DATA (Av)

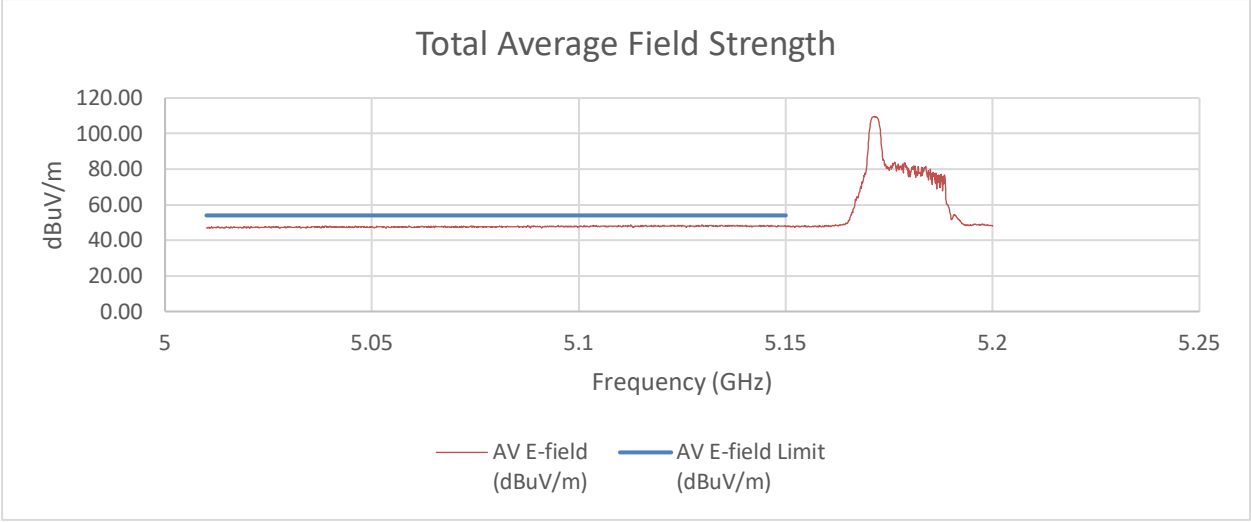

Summed Pk and Av Data at Restricted Band

Frequency (GHz)	PK Reading C1 (dBm)	PK Reading C2 (dBm)	PK EIRP (dBm)	PK E-field (dBuV/m)	PK E-field Limit (dBuV/m)	Margin (dB)
5.15	-51.10	-51.26	-39.96	55.30	74.00	-18.70
Frequency (GHz)	**AV Reading C1 (dBm)**	**AV Reading C2 (dBm)**	**AV EIRP (dBm)**	**AV E-field (dBuV/m)**	**AV E-field Limit (dBuV/m)**	**Margin (dB)**
5.15	-58.56	-58.47	-47.29	47.96	54.00	-6.04

An array gain of 8.21 dBi was used in the calculation of the summed data.

UL LLC
12 Laboratory Drive, Research Triangle Park, NC 27709; USA TEL:(919)549-1400
This report shall not be reproduced except in full, without the written approval of UL LLC

2TX CHAIN 0 + CHAIN 1 MODE (Mid Gain) 5180 MHz

SUMMED BANDEDGE DATA (Pk)

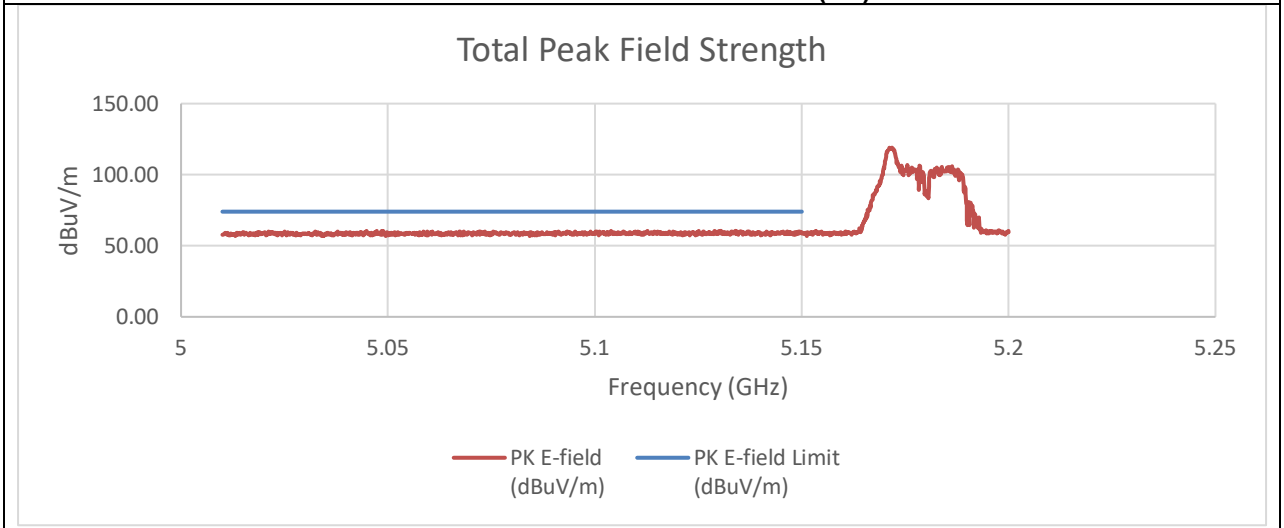

SUMMED BANDEDGE DATA (Av)

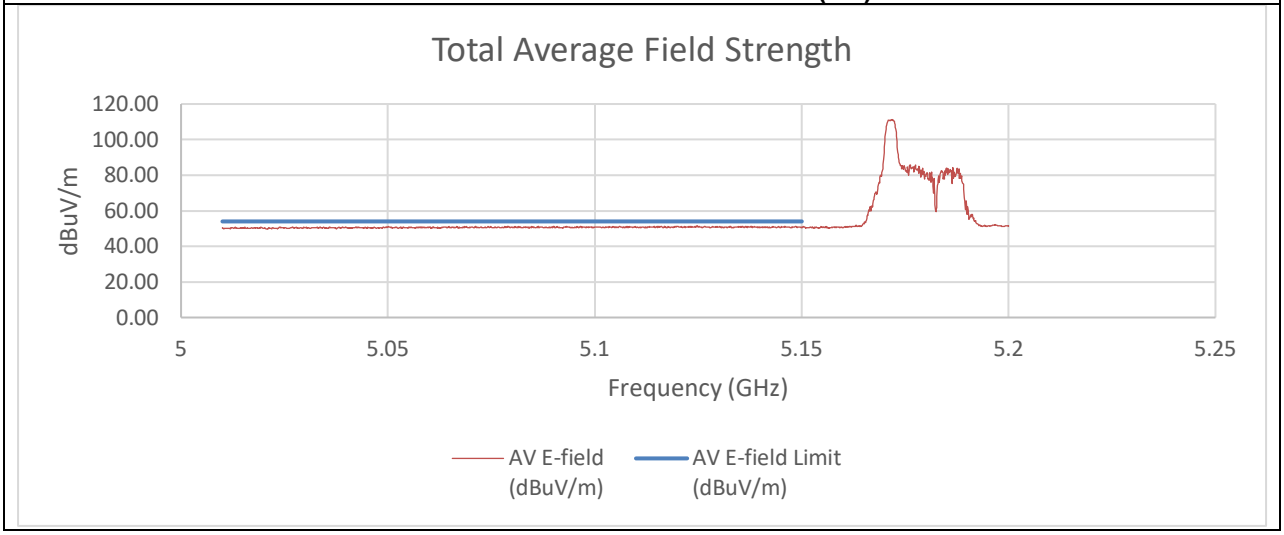

Summed Pk and Av Data at Restricted Band

Frequency (GHz)	PK Reading C1 (dBm)	PK Reading C2 (dBm)	PK EIRP (dBm)	PK E-field (dBuV/m)	PK E-field Limit (dBuV/m)	Margin (dB)
5.15	-49.30	-49.20	-35.93	59.33	74.00	-14.67
Frequency (GHz)	**AV Reading C1 (dBm)**	**AV Reading C2 (dBm)**	**AV EIRP (dBm)**	**AV E-field (dBuV/m)**	**AV E-field Limit (dBuV/m)**	**Margin (dB)**
5.15	-58.38	-57.79	-44.75	50.50	54.00	-3.50

An array gain of 10.31 dBi was used in the calculation of the summed data.

UL LLC
12 Laboratory Drive, Research Triangle Park, NC 27709; USA TEL:(919)549-1400
This report shall not be reproduced except in full, without the written approval of UL LLC

2TX CHAIN 0 + CHAIN 1 MODE (High Gain) 5180 MHz

PK MEASUREMENT

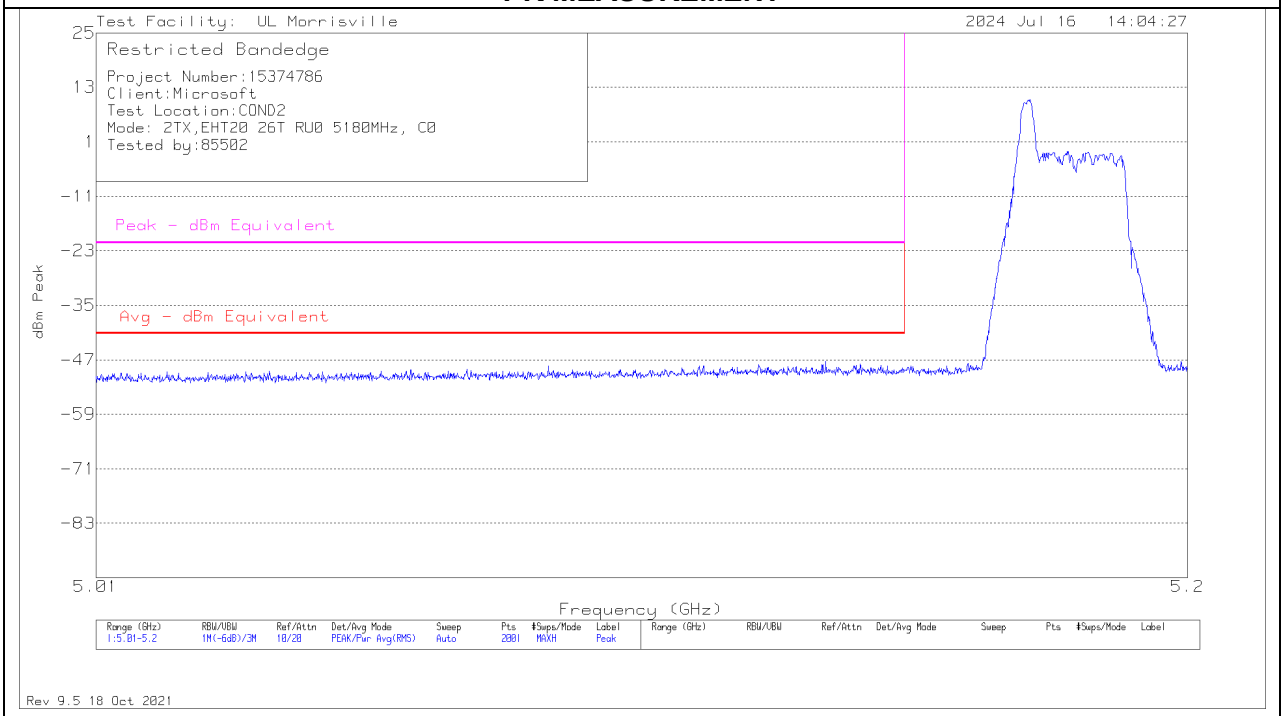

AVERAGE MEASUREMENT

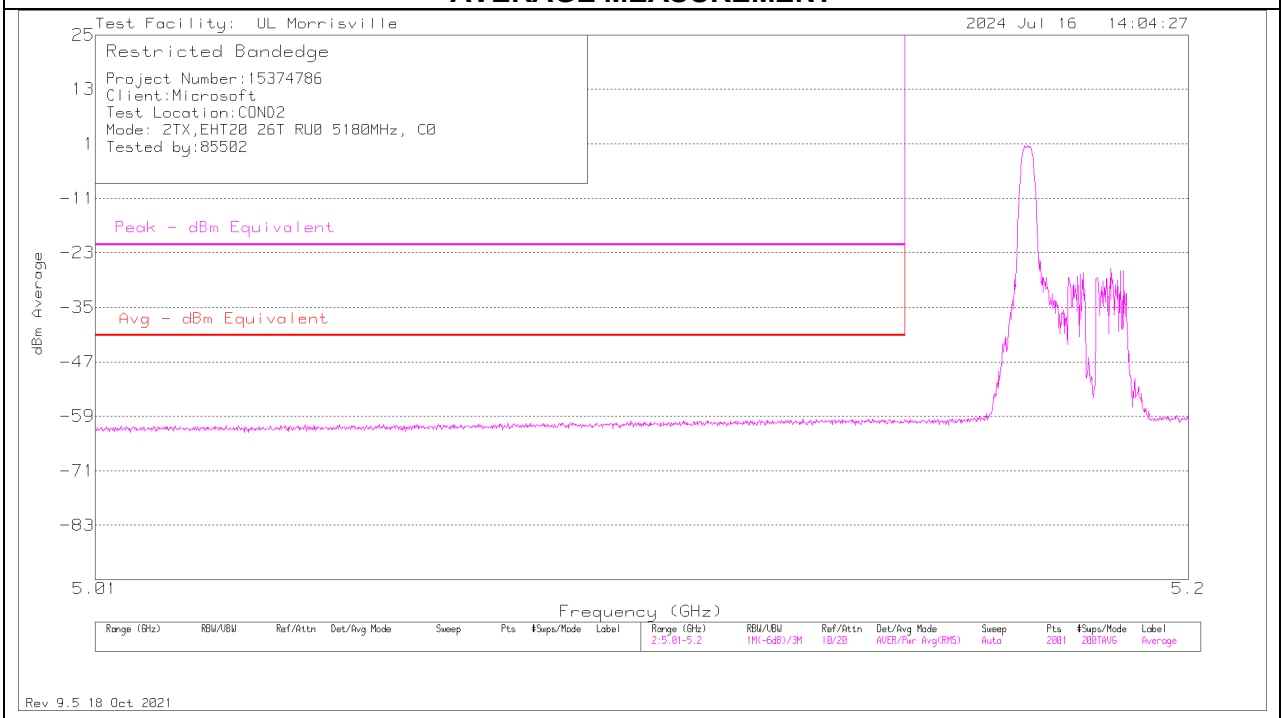

UL LLC
12 Laboratory Drive, Research Triangle Park, NC 27709; USA TEL:(919)549-1400
This report shall not be reproduced except in full, without the written approval of UL LLC

SUMMED BANDEDGE DATA (Pk)

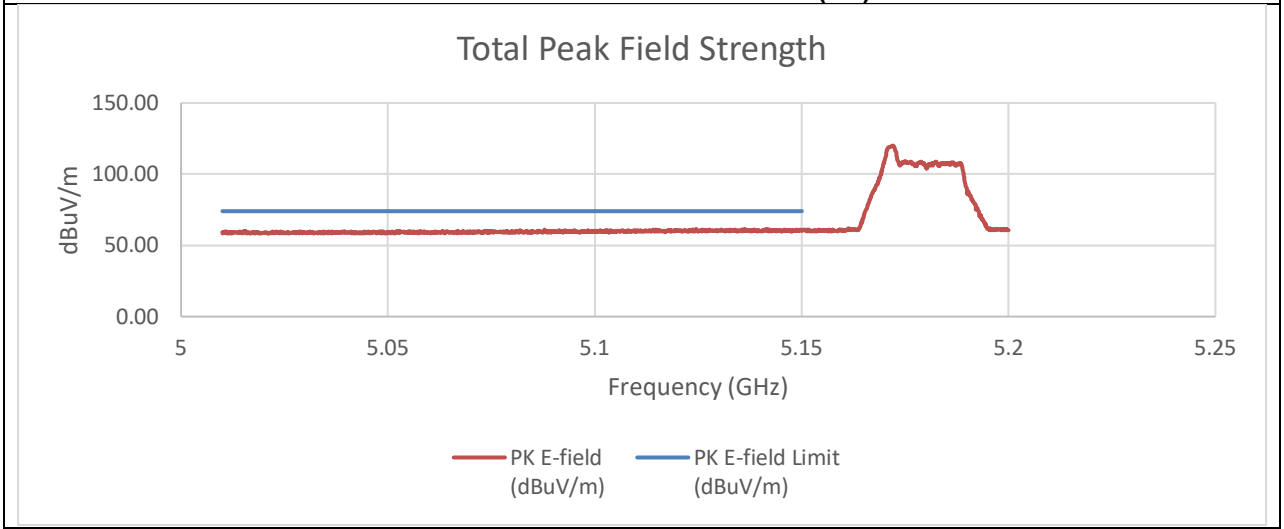

SUMMED BANDEDGE DATA (Av)

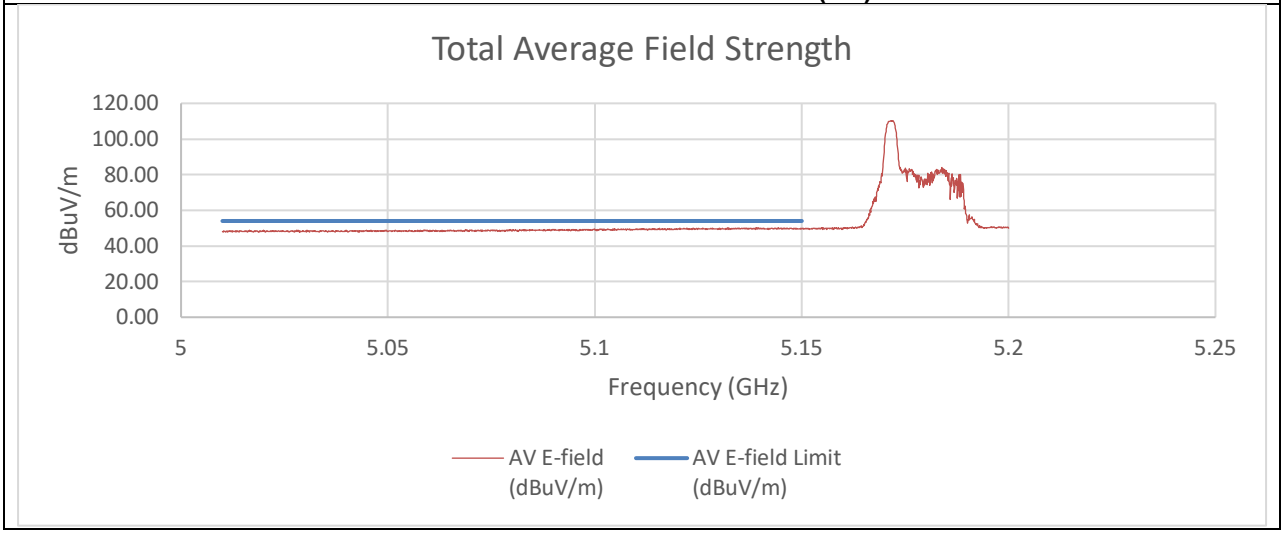

Summed Pk and Av Data at Restricted Band

Frequency (GHz)	PK Reading C1 (dBm)	PK Reading C2 (dBm)	PK EIRP (dBm)	PK E-field (dBuV/m)	PK E-field Limit (dBuV/m)	Margin (dB)
5.15	-49.14	-50.25	-34.98	60.28	74.00	-13.72
Frequency (GHz)	**AV Reading C1 (dBm)**	**AV Reading C2 (dBm)**	**AV EIRP (dBm)**	**AV E-field (dBuV/m)**	**AV E-field Limit (dBuV/m)**	**Margin (dB)**
5.15	-60.15	-60.32	-45.55	49.70	54.00	-4.30

An array gain of 11.67 dBi was used in the calculation of the summed data.

UL LLC
12 Laboratory Drive, Research Triangle Park, NC 27709; USA TEL:(919)549-1400
This report shall not be reproduced except in full, without the written approval of UL LLC

TX ABOVE 1 GHz 802.11be EHT20 52T MODE IN THE 5.2 GHz BAND

2TX CHAIN 0 + CHAIN 1 MODE (Low Gain) 5180 MHz

SUMMED BANDEDGE DATA (Pk)

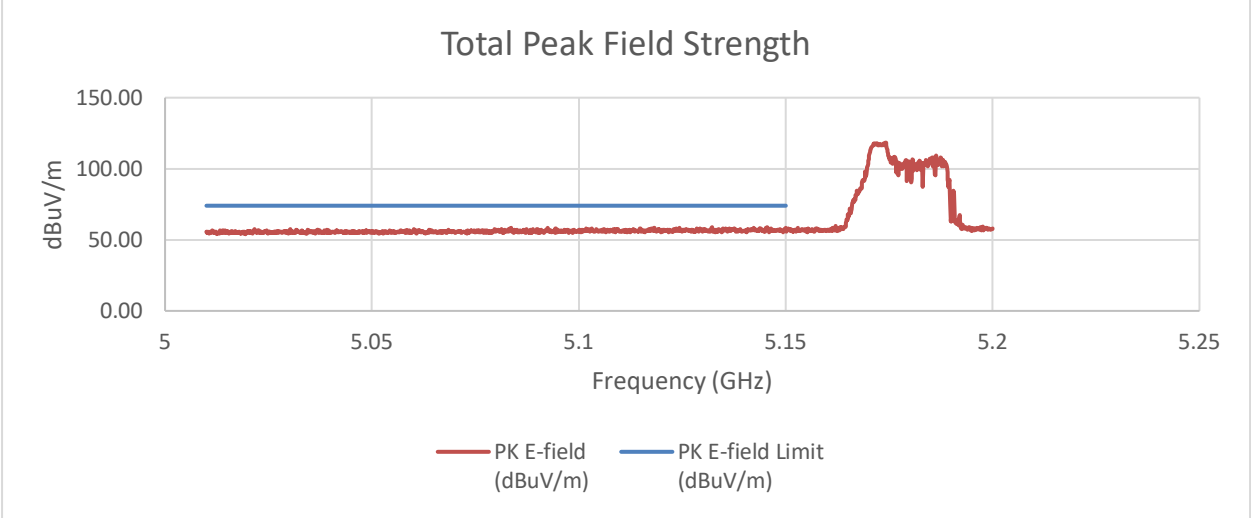

SUMMED BANDEDGE DATA (Av)

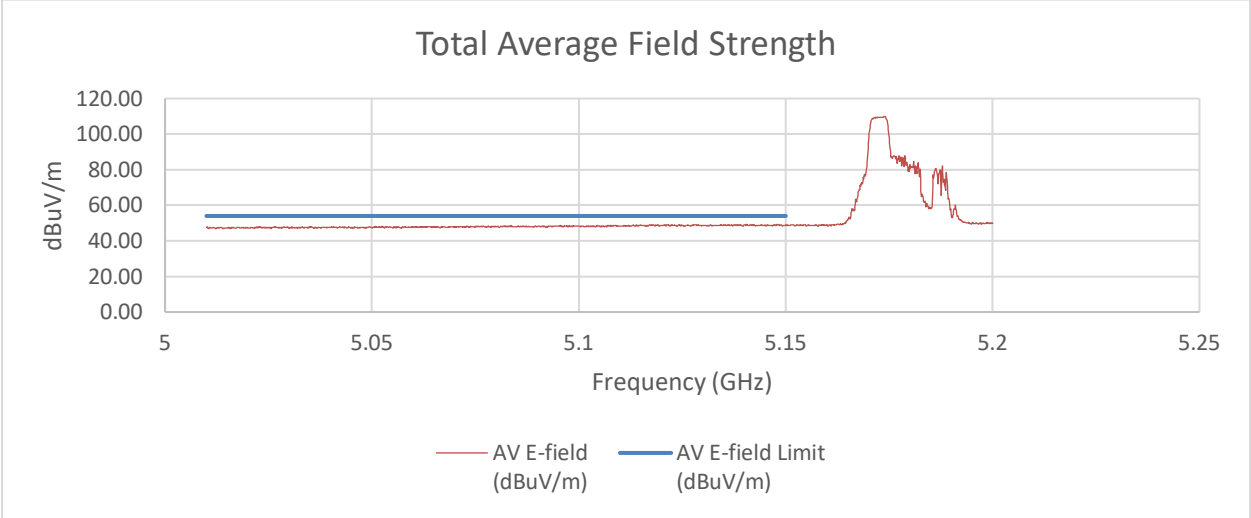

Summed Pk and Av Data at Restricted Band

Frequency (GHz)	PK Reading C1 (dBm)	PK Reading C2 (dBm)	PK EIRP (dBm)	PK E-field (dBuV/m)	PK E-field Limit (dBuV/m)	Margin (dB)
5.15	-48.30	-48.30	-37.08	58.18	74.00	-15.82
Frequency (GHz)	**AV Reading C1 (dBm)**	**AV Reading C2 (dBm)**	**AV EIRP (dBm)**	**AV E-field (dBuV/m)**	**AV E-field Limit (dBuV/m)**	**Margin (dB)**
5.15	-57.53	-57.49	-46.29	48.97	54.00	-5.03

An array gain of 8.21 dBi was used in the calculation of the summed data.

UL LLC
12 Laboratory Drive, Research Triangle Park, NC 27709; USA TEL:(919)549-1400
This report shall not be reproduced except in full, without the written approval of UL LLC

2TX CHAIN 0 + CHAIN 1 MODE (Mid Gain) 5180 MHz

SUMMED BANDEDGE DATA (Pk)

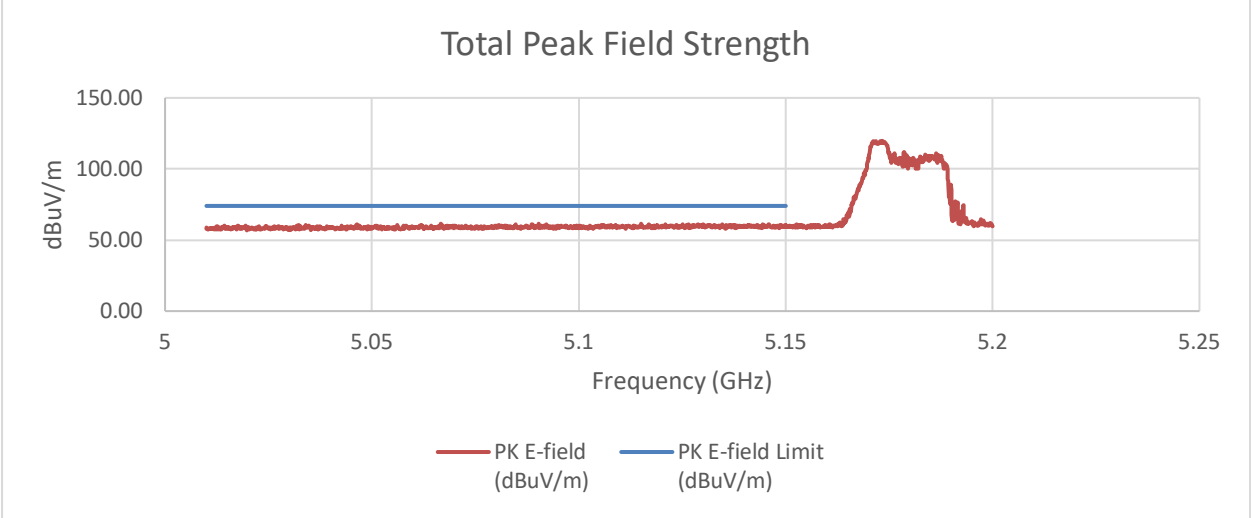

SUMMED BANDEDGE DATA (Av)

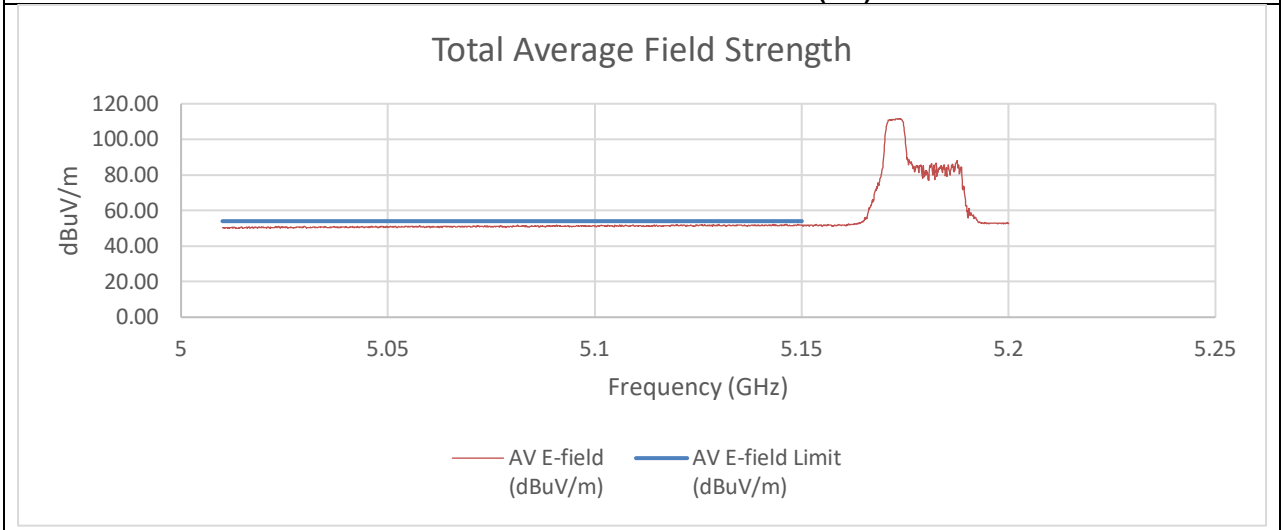

Summed Pk and Av Data at Restricted Band

Frequency (GHz)	PK Reading C1 (dBm)	PK Reading C2 (dBm)	PK EIRP (dBm)	PK E-field (dBuV/m)	PK E-field Limit (dBuV/m)	Margin (dB)
5.15	-51.00	-46.00	-34.50	60.76	74.00	-13.24
Frequency (GHz)	**AV Reading C1 (dBm)**	**AV Reading C2 (dBm)**	**AV EIRP (dBm)**	**AV E-field (dBuV/m)**	**AV E-field Limit (dBuV/m)**	**Margin (dB)**
5.15	-56.95	-56.47	-43.38	51.87	54.00	-2.13

An array gain of 10.31 dBi was used in the calculation of the summed data.

UL LLC
12 Laboratory Drive, Research Triangle Park, NC 27709; USA TEL:(919)549-1400
This report shall not be reproduced except in full, without the written approval of UL LLC

2TX CHAIN 0 + CHAIN 1 MODE (High Gain) 5180 MHz

PK MEASUREMENT

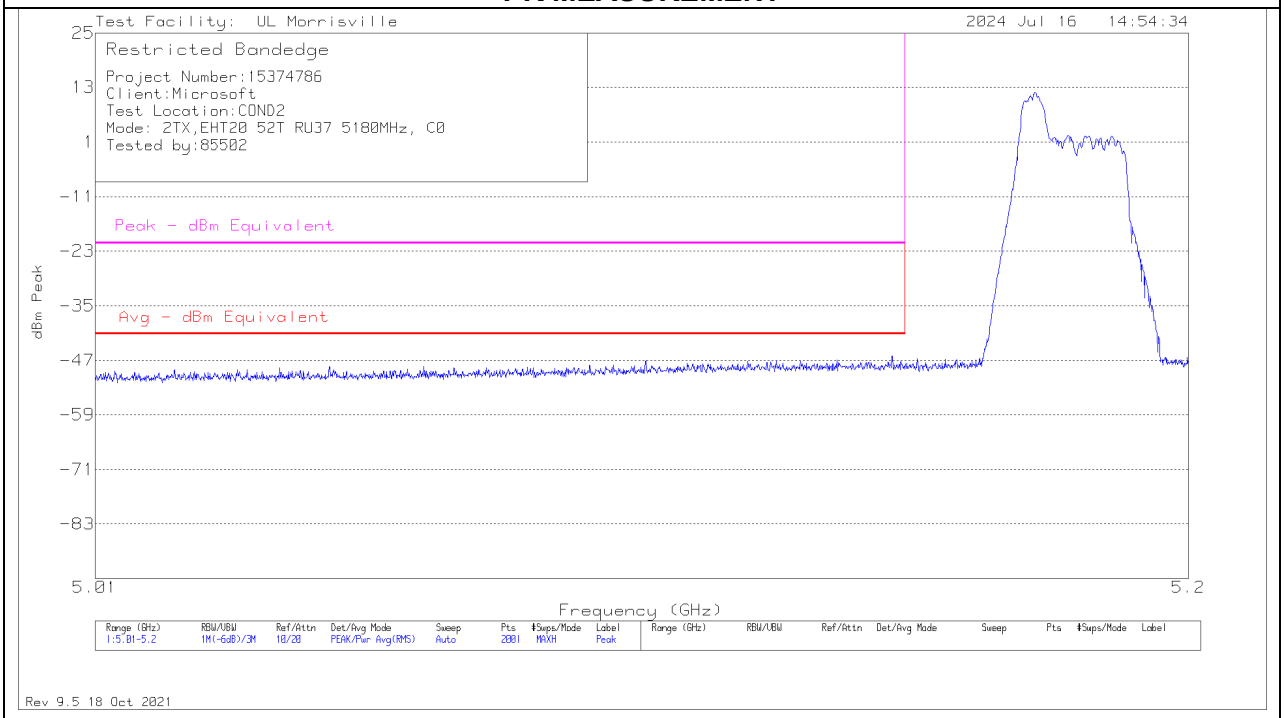

AVERAGE MEASUREMENT

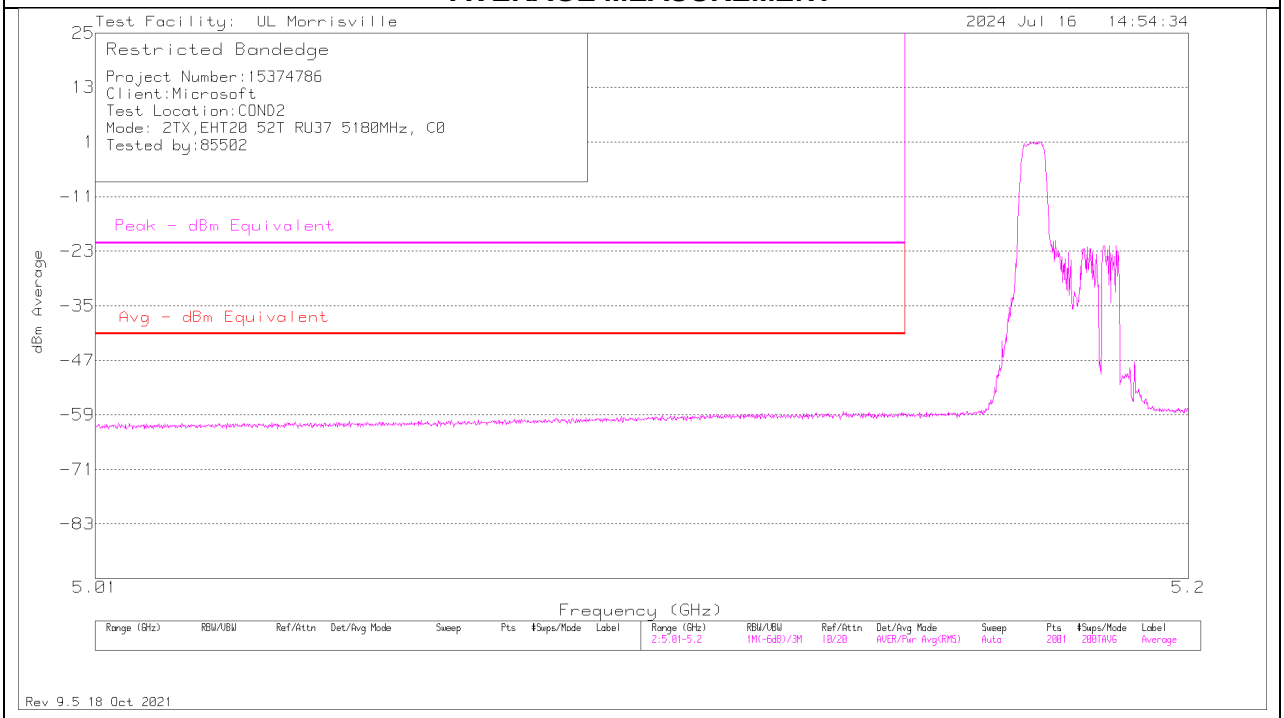

UL LLC
12 Laboratory Drive, Research Triangle Park, NC 27709; USA TEL:(919)549-1400
This report shall not be reproduced except in full, without the written approval of UL LLC

SUMMED BANDEDGE DATA (Pk)

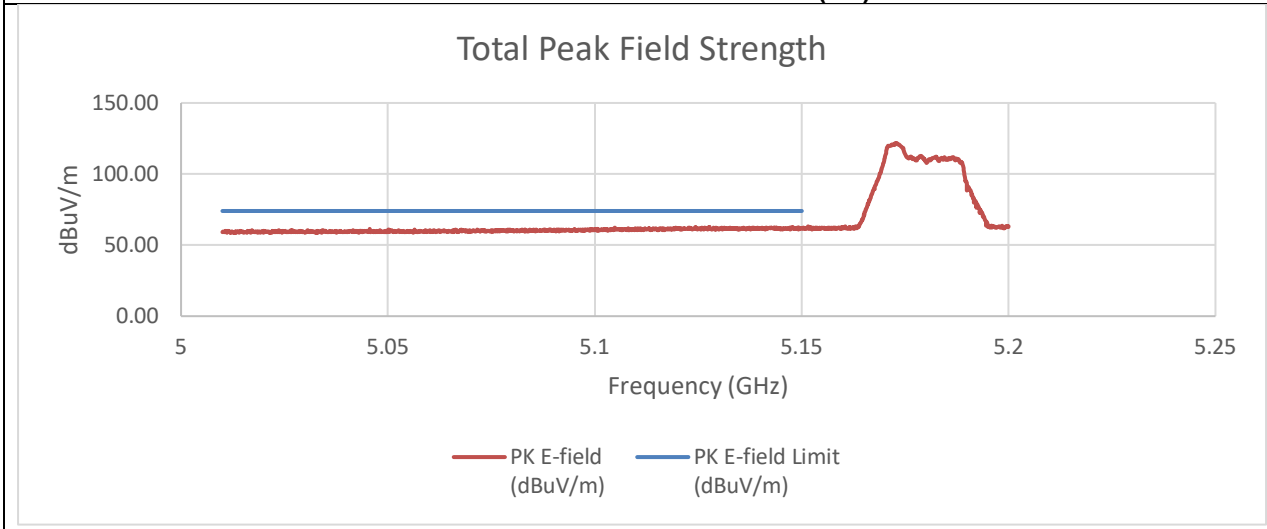

SUMMED BANDEDGE DATA (Av)

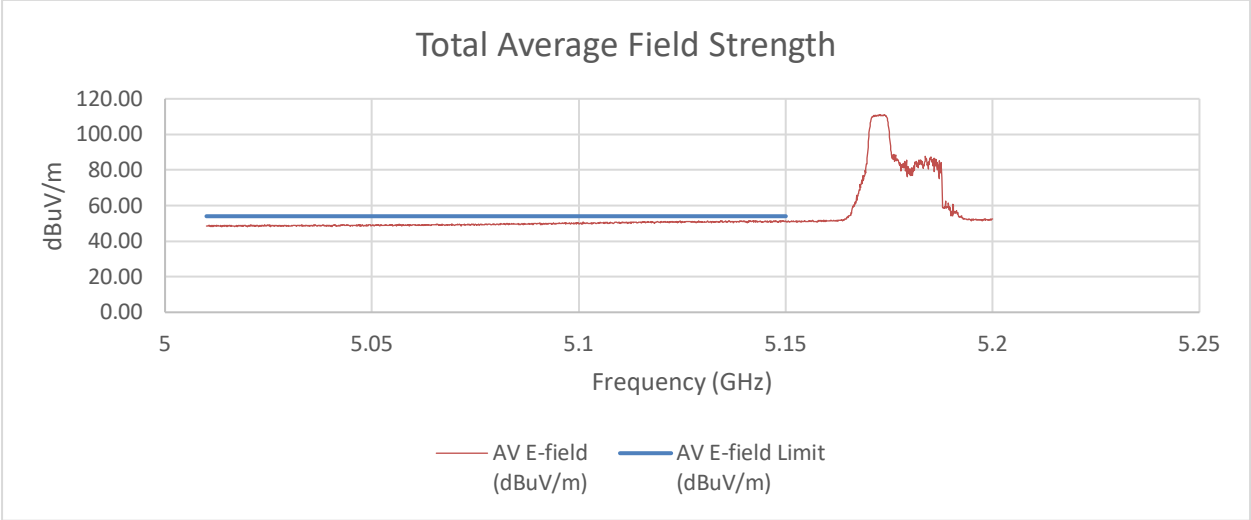

Summed Pk and Av Data at Restricted Band

Frequency (GHz)	PK Reading C1 (dBm)	PK Reading C2 (dBm)	PK EIRP (dBm)	PK E-field (dBuV/m)	PK E-field Limit (dBuV/m)	Margin (dB)
5.15	-48.20	-48.00	-33.42	61.84	74.00	-12.16
Frequency (GHz)	**AV Reading C1 (dBm)**	**AV Reading C2 (dBm)**	**AV EIRP (dBm)**	**AV E-field (dBuV/m)**	**AV E-field Limit (dBuV/m)**	**Margin (dB)**
5.15	-58.87	-58.54	-44.02	51.24	54.00	-2.76

An array gain of 11.67 dBi was used in the calculation of the summed data.

UL LLC
12 Laboratory Drive, Research Triangle Park, NC 27709; USA TEL:(919)549-1400
This report shall not be reproduced except in full, without the written approval of UL LLC

HARMONICS AND SPURIOUS EMISSIONS

LOW CHANNEL RESULTS

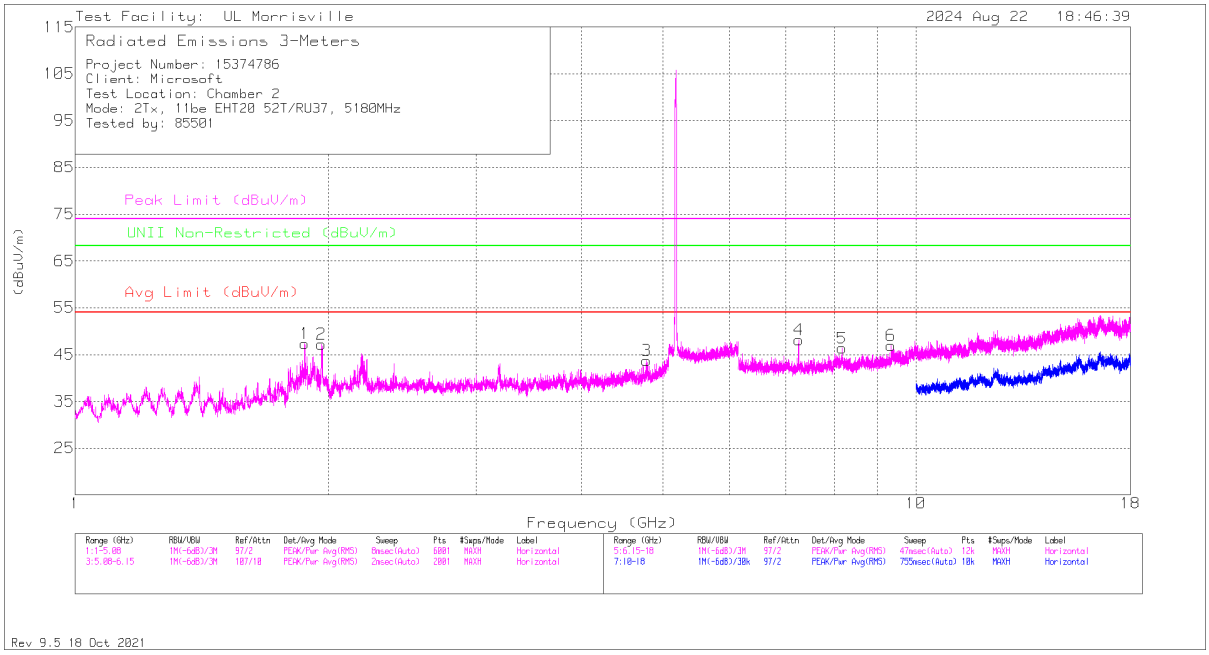

HORIZONTAL

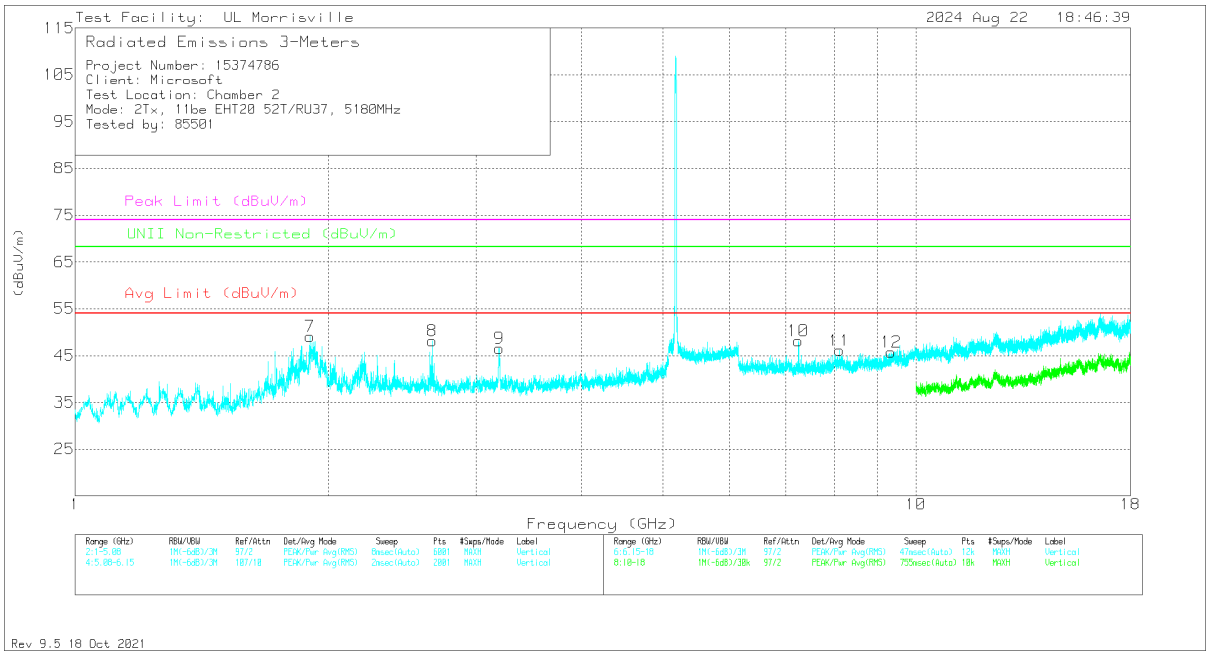

VERTICAL

UL LLC
12 Laboratory Drive, Research Triangle Park, NC 27709; USA TEL:(919)549-1400

This report shall not be reproduced except in full, without the written approval of UL LLC

RADIATED EMISSIONS

Marker	Frequency (GHz)	Meter Reading (dBuV)	Det	86408 (dB/m)	Gain/Loss (dB)	Corrected Reading (dBuV/m)	Avg Limit (dBuV/m)	Margin (dB)	Peak Limit (dBuV/m)	PK Margin (dB)	UNII Non-Restricted (dBuV/m)	PK Margin (dB)	Azimuth (Degs)	Height (cm)	Polarity
1	** 1.87516	64.59	Pk	30.9	-48.1	47.39	54	-6.61	74	-26.61	68.2	-20.81	0-360	200	H
2	** 1.96356	63.47	Pk	31.3	-47.5	47.27	54	-6.73	74	-26.73	68.2	-20.93	0-360	200	H
3	* ** 4.78148	53.29	Pk	34.2	-43.8	43.69	54	-10.31	74	-30.31	-	-	0-360	101	H
8	* ** 2.65804	65.49	PK-U	32.3	-45.8	51.99	-	-	74	-22.01	-	-	129	361	V
	* ** 2.65619	43	ADV	32.3	-45.8	29.5	54	-24.5	-	-	-	-	129	361	V
4	* ** 7.25649	59.96	PK-U	35.6	-41.7	53.86	-	-	74	-20.14	-	-	330	394	H
	* ** 7.25663	47.72	ADV	35.6	-41.7	41.62	54	-12.38	-	-	-	-	330	394	H
5	* ** 8.1724	51.05	Pk	35.8	-40.5	46.35	54	-7.65	74	-27.65	-	-	0-360	101	H
6	* ** 9.33666	51.5	Pk	36.1	-40.7	46.9	54	-7.1	74	-27.1	-	-	0-360	200	H
10	* ** 7.35652	51.4	PK-U	35.6	-41.8	45.2	-	-	74	-28.8	-	-	303	350	V
	* ** 7.38312	39.08	ADV	35.6	-41.7	32.98	54	-21.02	-	-	-	-	303	350	V
11	* ** 8.11513	51.48	Pk	35.8	-41.2	46.08	54	-7.92	74	-27.92	-	-	0-360	101	V
12	* ** 9.3495	49.81	Pk	36.1	-40.2	45.71	54	-8.29	74	-28.29	-	-	0-360	200	V
7	1.90139	74.65	PK-U	31	-47.9	57.75	-	-	74	-16.25	68.2	-10.45	28	332	V
9	3.19572	57.68	Pk	33.1	-44.2	46.58	54	-7.42	74	-27.42	68.2	-21.62	0-360	200	V

* - indicates frequency in CFR47 Pt 15 / IC RSS-Restricted Band
** - indicates frequency in Taiwan NCC LP0002 Restricted Band
Pk - Peak detector
PK-U - Maximum Peak
ADV - Linear Voltage Average

UL LLC
12 Laboratory Drive, Research Triangle Park, NC 27709; USA TEL:(919)549-1400
This report shall not be reproduced except in full, without the written approval of UL LLC

MID CHANNEL RESULTS

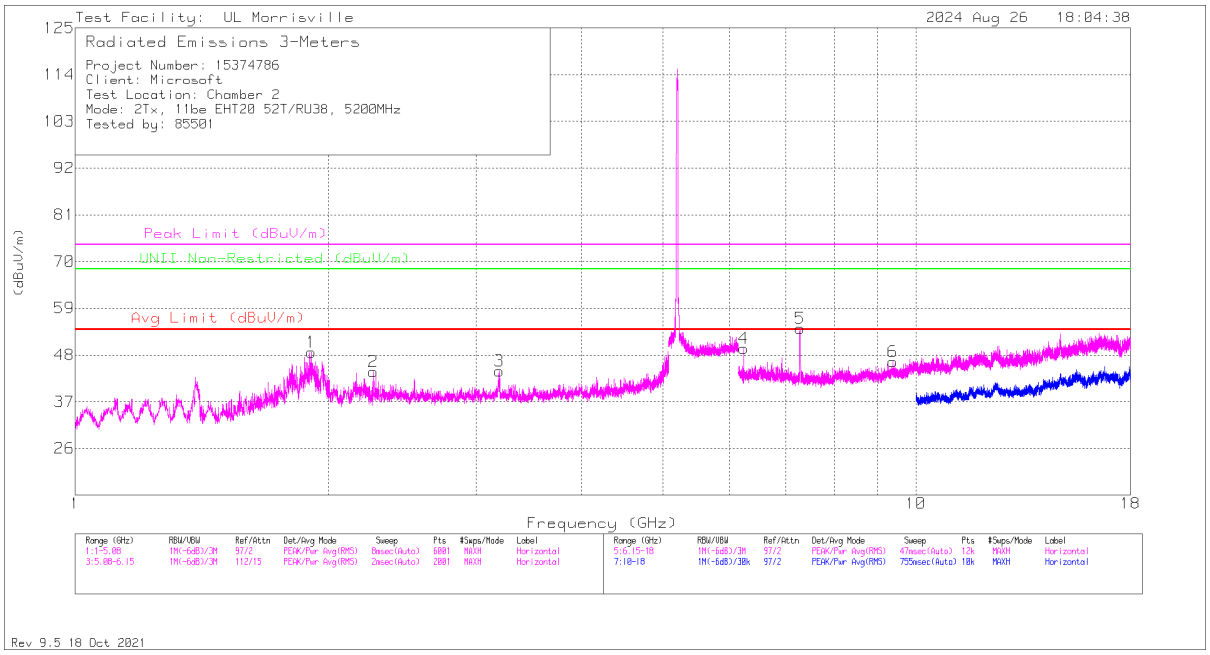

HORIZONTAL

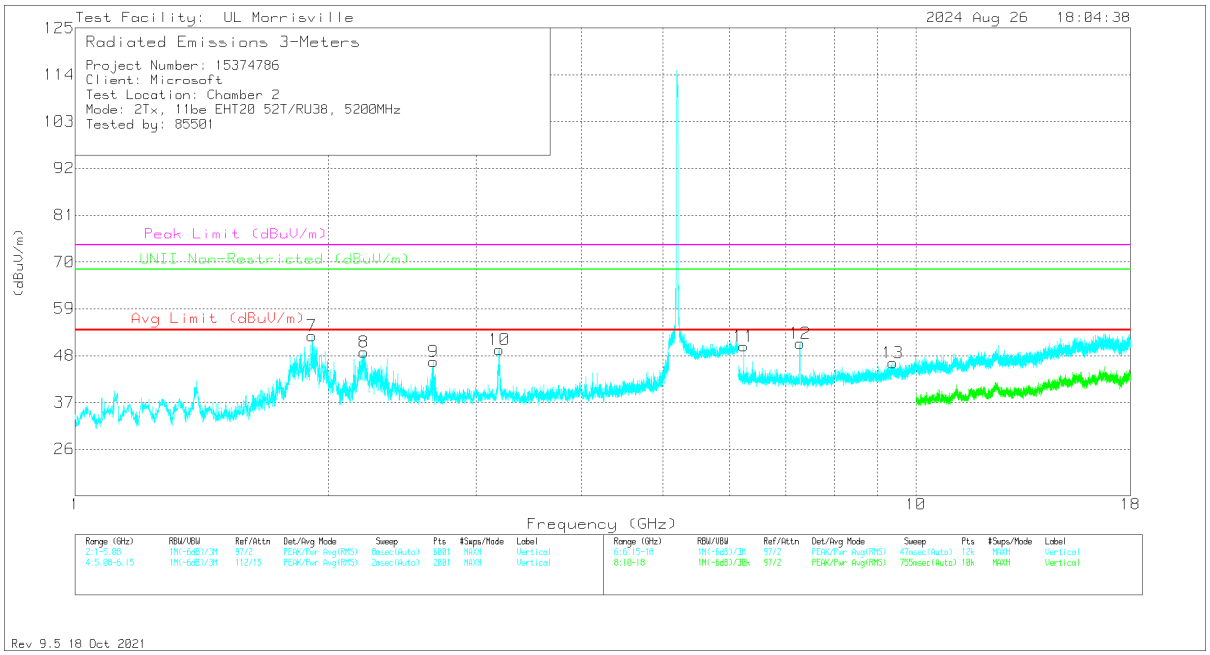

VERTICAL

UL LLC
12 Laboratory Drive, Research Triangle Park, NC 27709; USA TEL:(919)549-1400

This report shall not be reproduced except in full, without the written approval of UL LLC

RADIATED EMISSIONS

Marker	Frequency (GHz)	Meter Reading (dBuV)	Det	86408 (dB/m)	Gain/Loss (dB)	Corrected Reading (dBuV/m)	Avg Limit (dBuV/m)	Margin (dB)	Peak Limit (dBuV/m)	PK Margin (dB)	UNII Non-Restricted (dBuV/m)	PK Margin (dB)	Azimuth (Degs)	Height (cm)	Polarity
1	** 1.9092	72.1	PK-U	31	-47.9	55.2	-	-	74	-18.8	68.2	-13	18	305	H
	** 1.91051	48.53	ADV	31	-47.9	31.63	54	-22.37	-	-	-	-	18	305	H
2	* ** 2.2614	59.99	Pk	32	-47.9	44.09	54	-9.91	74	-29.91	-	-	0-360	200	H
7	** 1.91219	71.79	PK-U	31	-47.8	54.99	-	-	74	-19.01	68.2	-13.21	318	105	V
	** 1.91569	48.38	ADV	31.1	-47.7	31.78	54	-22.22	-	-	-	-	318	105	V
8	* ** 2.20778	66.79	PK-U	32	-47.7	51.09	-	-	74	-22.91	-	-	187	195	V
	* ** 2.20607	45.98	ADV	32	-47.7	30.28	54	-23.72	-	-	-	-	187	195	V
9	* ** 2.66804	60.15	Pk	32.3	-45.9	46.55	54	-7.45	74	-27.45	-	-	0-360	101	V
5	* ** 7.28207	62.87	PK-U	35.6	-41.3	57.17	-	-	74	-16.83	-	-	259	106	H
	* ** 7.28253	49.15	ADV	35.6	-41.3	43.45	54	-10.55	-	-	-	-	259	106	H
6	* ** 9.38703	50.31	Pk	36.2	-40.1	46.41	54	-7.59	74	-27.59	-	-	0-360	200	H
12	* ** 7.28078	54.08	PK-U	35.6	-41.3	48.38	-	-	74	-25.62	-	-	0	102	V
	* ** 7.281	41.82	ADV	35.6	-41.3	36.12	54	-17.88	-	-	-	-	0	102	V
13	* ** 9.38604	50.32	Pk	36.2	-40.2	46.32	54	-7.68	74	-27.68	-	-	0-360	101	V
10	3.19538	65.33	PK-U	33.1	-44.2	54.23	-	-	74	-19.77	68.2	-13.97	194	177	V
3	3.19708	55.37	Pk	33.1	-44.2	44.27	54	-9.73	74	-29.73	68.2	-23.93	0-360	200	H
4	6.23994	58	PK-U	35.6	-42.1	51.5	-	-	74	-22.5	68.2	-16.7	246	227	H
11	6.24007	56.43	PK-U	35.6	-42.1	49.93	-	-	74	-24.07	68.2	-18.27	347	104	V

* - indicates frequency in CFR47 Pt 15 / IC RSS-Restricted Band
** - indicates frequency in Taiwan NCC LP0002 Restricted Band
Pk - Peak detector
PK-U - Maximum Peak
ADV - Linear Voltage Average

UL LLC
12 Laboratory Drive, Research Triangle Park, NC 27709; USA TEL:(919)549-1400
This report shall not be reproduced except in full, without the written approval of UL LLC

HIGH CHANNEL RESULTS

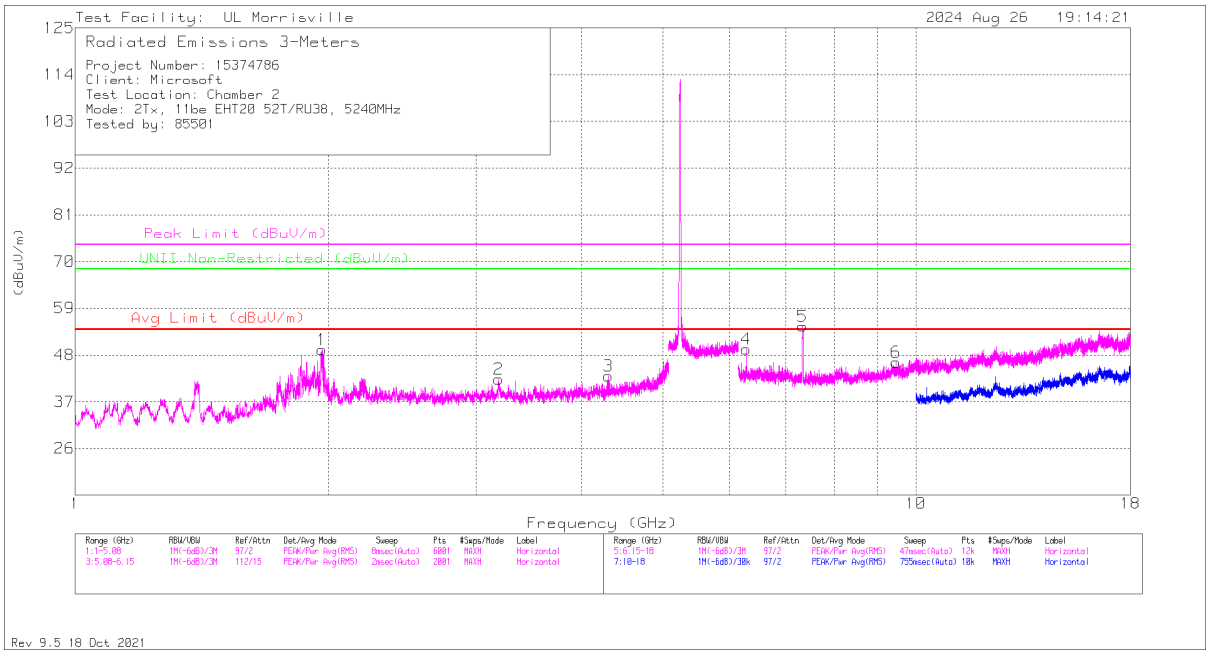

HORIZONTAL

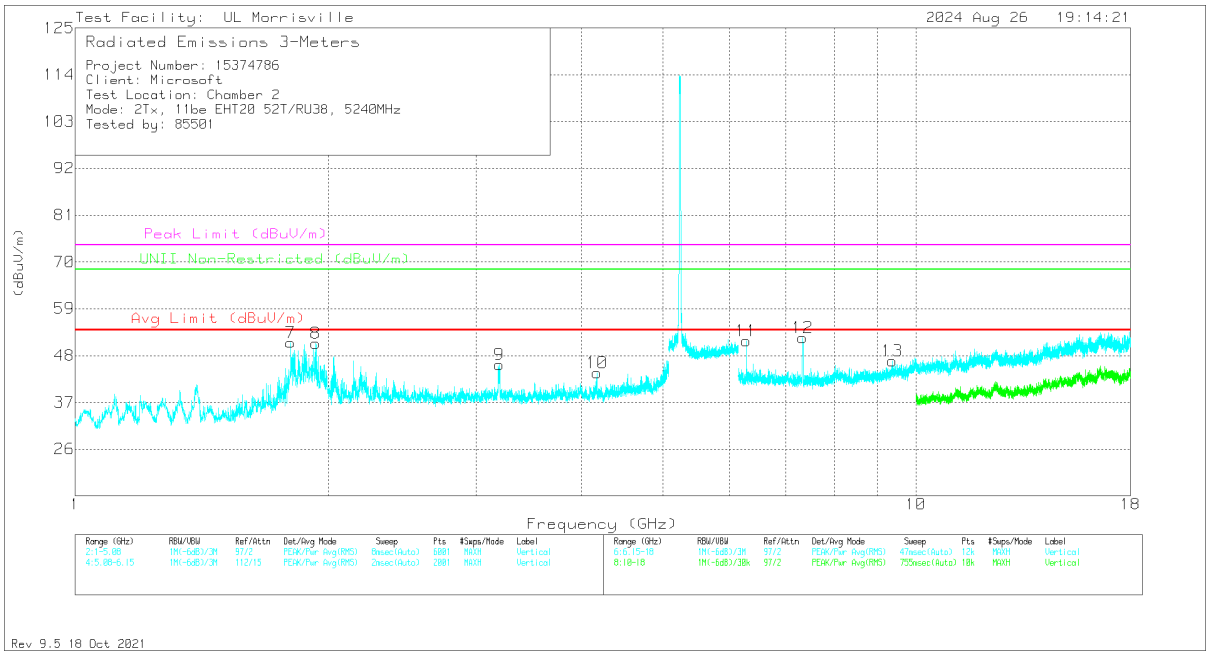

VERTICAL

UL LLC
12 Laboratory Drive, Research Triangle Park, NC 27709; USA TEL:(919)549-1400

This report shall not be reproduced except in full, without the written approval of UL LLC

RADIATED EMISSIONS

Marker	Frequency (GHz)	Meter Reading (dBuV)	Det	86408 (dB/m)	Gain/Loss (dB)	Corrected Reading (dBuV/m)	Avg Limit (dBuV/m)	Margin (dB)	Peak Limit (dBuV/m)	PK Margin (dB)	UNII Non-Restricted (dBuV/m)	PK Margin (dB)	Azimuth (Degs)	Height (cm)	Polarity
1	** 1.96599	69.57	PK-U	31.3	-47.6	53.27	-	-	74	-20.73	68.2	-14.93	11	127	H
	** 1.96578	49.38	ADV	31.3	-47.6	33.08	54	-20.92	-	-	-	-	11	127	H
3	* ** 4.30548	54.37	Pk	33.5	-44.8	43.07	54	-10.93	74	-30.93	-	-	0-360	101	H
8	** 1.93405	71.83	PK-U	31.1	-47.4	55.53	-	-	74	-18.47	68.2	-12.67	308	278	V
	** 1.93364	48.4	ADV	31.1	-47.4	32.1	54	-21.9	-	-	-	-	308	278	V
10	* ** 4.17492	55.57	Pk	33.4	-45	43.97	54	-10.03	74	-30.03	-	-	0-360	101	V
5	* ** 7.33984	62.49	PK-U	35.6	-41.4	56.69	-	-	74	-17.31	-	-	269	110	H
	* ** 7.33967	52.26	ADV	35.6	-41.4	46.46	54	-7.54	-	-	-	-	269	110	H
6	* ** 9.46701	50.38	Pk	36.3	-40.4	46.28	54	-7.72	74	-27.72	-	-	0-360	200	H
12	* ** 7.3302	60.71	PK-U	35.6	-41.5	54.81	-	-	74	-19.19	-	-	227	352	V
	* ** 7.33092	50.06	ADV	35.6	-41.5	44.16	54	-9.84	-	-	-	-	227	352	V
13	* ** 9.37419	50.79	Pk	36.1	-40.1	46.79	54	-7.21	74	-27.21	-	-	0-360	101	V
7	1.80444	72.7	PK-U	30.5	-47.6	55.6	-	-	74	-18.4	68.2	-12.6	310	233	V
2	3.19232	53.35	Pk	33.1	-44.1	42.35	54	-11.65	74	-31.65	68.2	-25.85	0-360	101	H
9	3.19368	57.03	Pk	33.1	-44.2	45.93	54	-8.07	74	-28.07	68.2	-22.27	0-360	101	V
4	6.28799	55.94	PK-U	35.6	-41.6	49.94	-	-	74	-24.06	68.2	-18.26	346	105	V
11	6.28808	56.83	PK-U	35.6	-41.6	50.83	-	-	74	-23.17	68.2	-17.37	250	264	H

* - indicates frequency in CFR47 Pt 15 / IC RSS-Restricted Band
** - indicates frequency in Taiwan NCC LP0002 Restricted Band
Pk - Peak detector
PK-U - Maximum Peak
ADV - Linear Voltage Average

UL LLC
12 Laboratory Drive, Research Triangle Park, NC 27709; USA TEL:(919)549-1400
This report shall not be reproduced except in full, without the written approval of UL LLC

TX ABOVE 1 GHz 802.11be EHT20 52+26T MODE IN THE 5.2 GHz BAND

2TX CHAIN 0 + CHAIN 1 MODE (Low Gain) 5180 MHz

SUMMED BANDEDGE DATA (Pk)

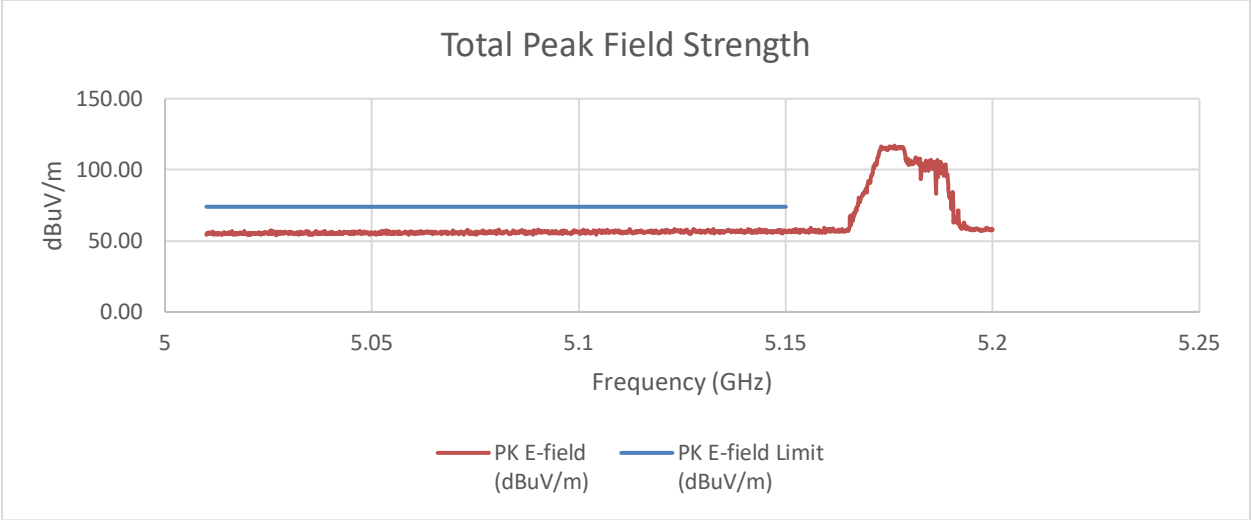

SUMMED BANDEDGE DATA (Av)

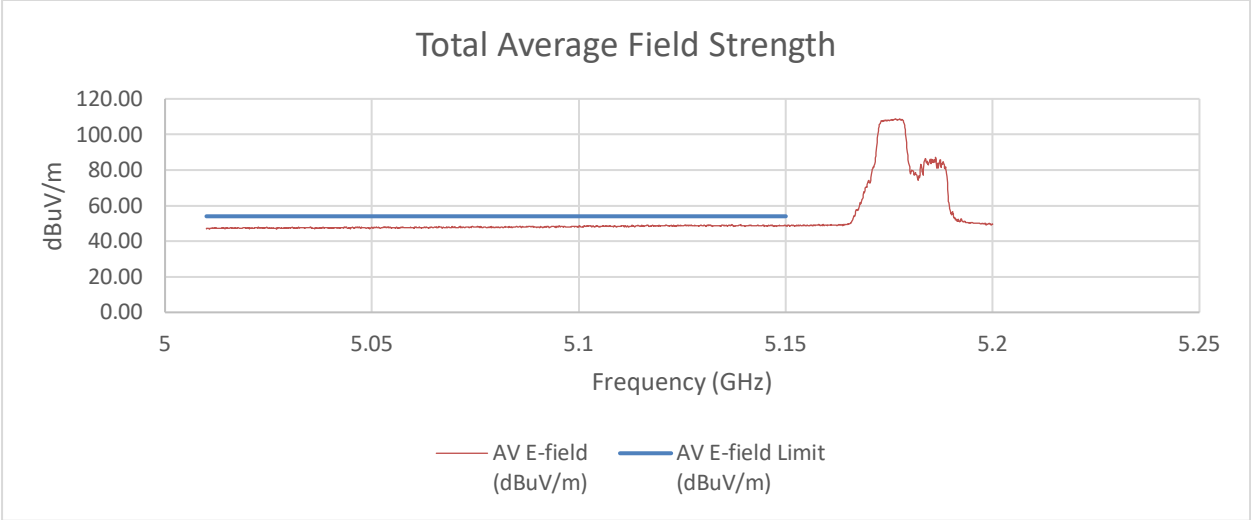

Summed Pk and Av Data at Restricted Band

Frequency (GHz)	PK Reading C1 (dBm)	PK Reading C2 (dBm)	PK EIRP (dBm)	PK E-field (dBuV/m)	PK E-field Limit (dBuV/m)	Margin (dB)
5.15	-49.31	-49.62	-38.24	57.02	74.00	-16.98
Frequency (GHz)	**PK Reading C1 (dBm)**	**PK Reading C2 (dBm)**	**PK EIRP (dBm)**	**PK E-field (dBuV/m)**	**PK E-field Limit (dBuV/m)**	**Margin (dB)**
5.15	-57.79	-57.75	-46.55	48.71	54.00	-5.29

An array gain of 8.21 dBi was used in the calculation of the summed data.

UL LLC
12 Laboratory Drive, Research Triangle Park, NC 27709; USA TEL:(919)549-1400
This report shall not be reproduced except in full, without the written approval of UL LLC

2TX CHAIN 0 + CHAIN 1 MODE (Mid Gain) 5180 MHz

SUMMED BANDEDGE DATA (Pk)

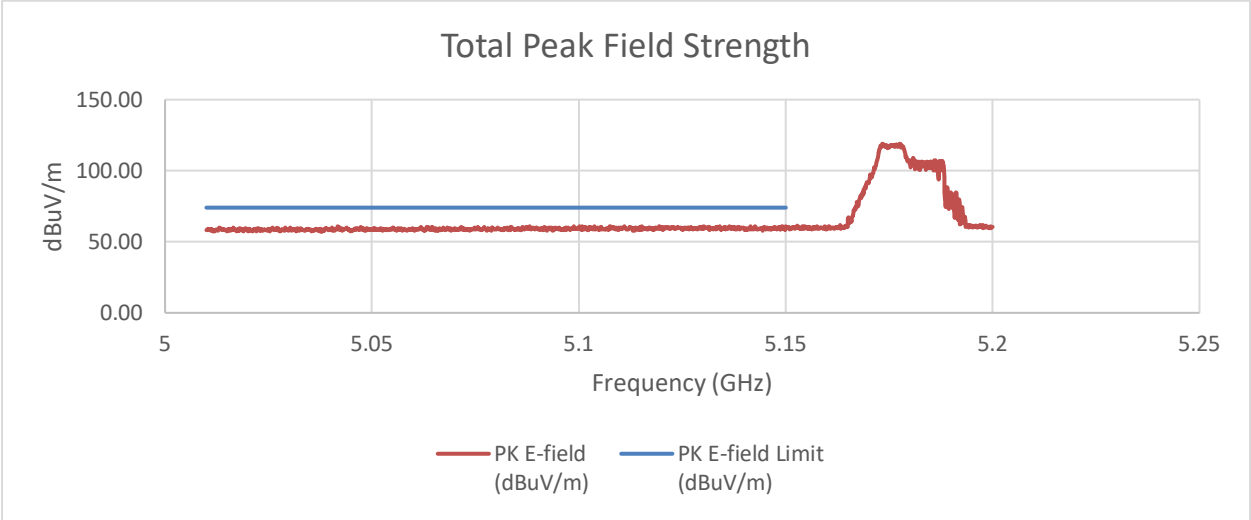

SUMMED BANDEDGE DATA (Av)

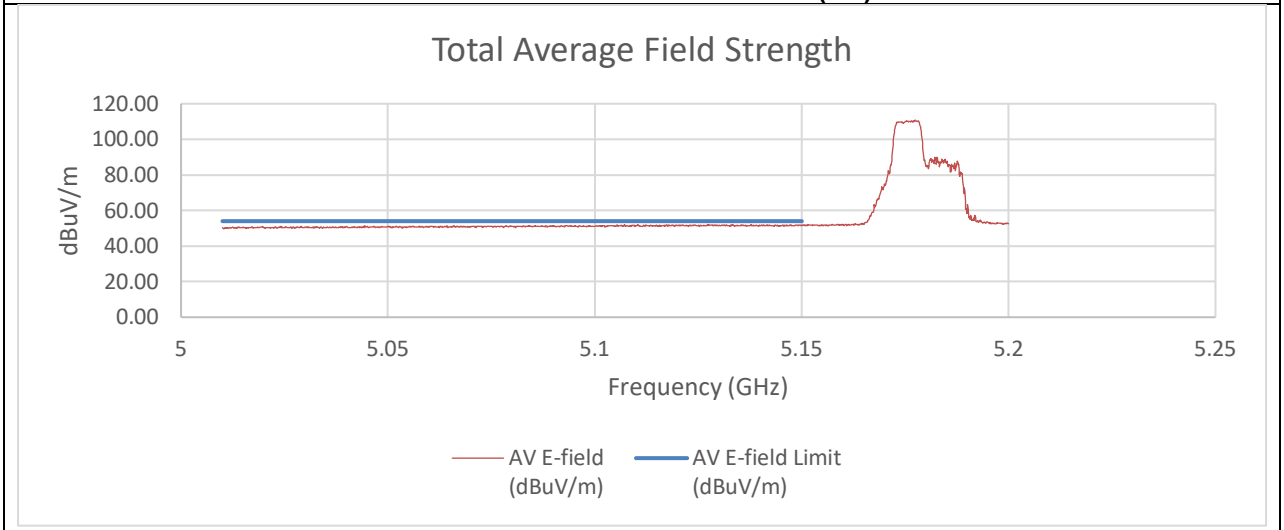

Summed Pk and Av Data at Restricted Band

Frequency (GHz)	PK Reading C1 (dBm)	PK Reading C2 (dBm)	PK EIRP (dBm)	PK E-field (dBuV/m)	PK E-field Limit (dBuV/m)	Margin (dB)
5.15	-48.95	-48.36	-35.32	59.93	74.00	-14.07
Frequency (GHz)	**PK Reading C1 (dBm)**	**PK Reading C2 (dBm)**	**PK EIRP (dBm)**	**PK E-field (dBuV/m)**	**PK E-field Limit (dBuV/m)**	**Margin (dB)**
5.15	-56.92	-57.03	-43.65	51.60	54.00	-2.40

An array gain of 10.32 dBi was used in the calculation of the summed data.

UL LLC
12 Laboratory Drive, Research Triangle Park, NC 27709; USA TEL:(919)549-1400
This report shall not be reproduced except in full, without the written approval of UL LLC

2TX CHAIN 0 + CHAIN 1 MODE (High Gain) 5180 MHz

PK MEASUREMENT

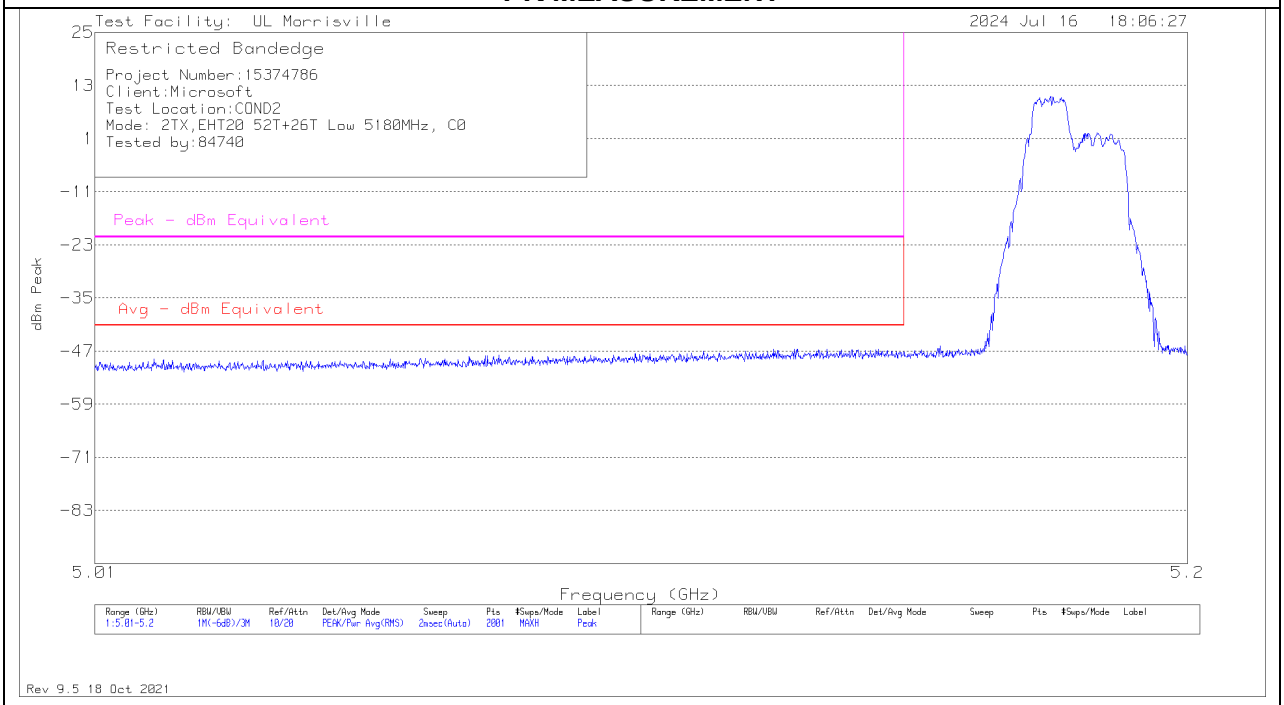

AVERAGE MEASUREMENT

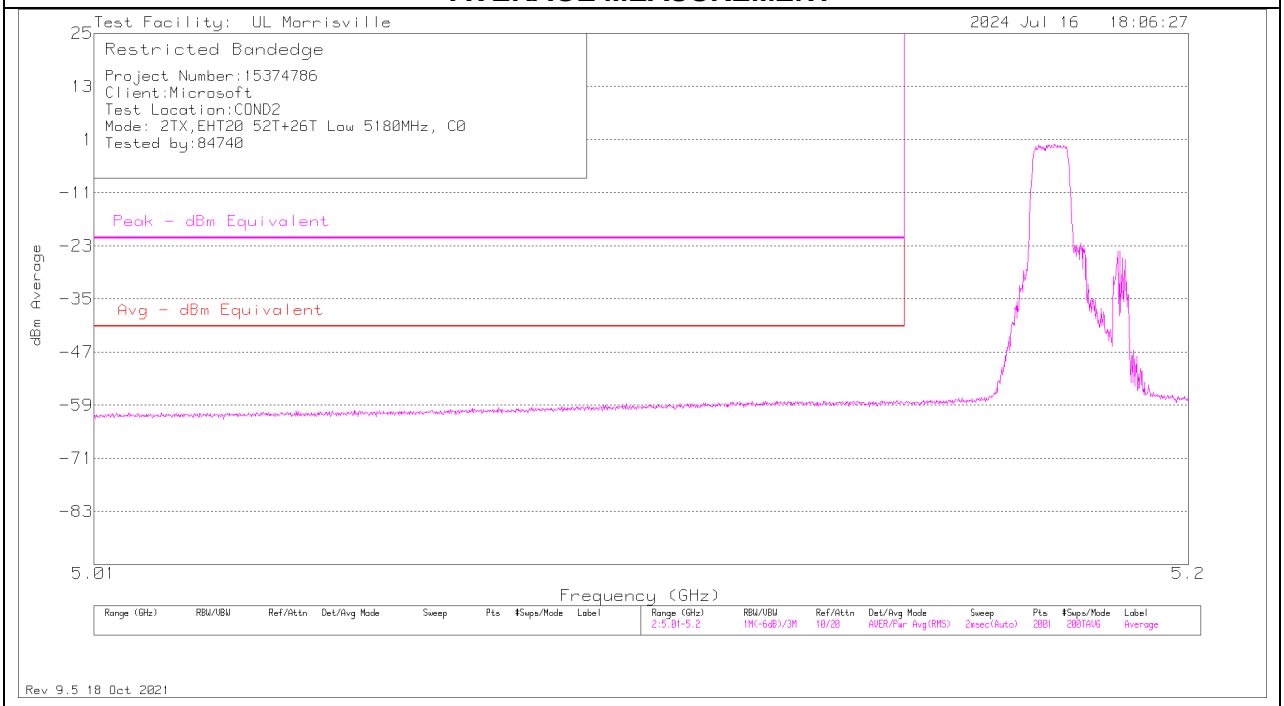

UL LLC
12 Laboratory Drive, Research Triangle Park, NC 27709; USA TEL:(919)549-1400

This report shall not be reproduced except in full, without the written approval of UL LLC

SUMMED BANDEDGE DATA (Pk)

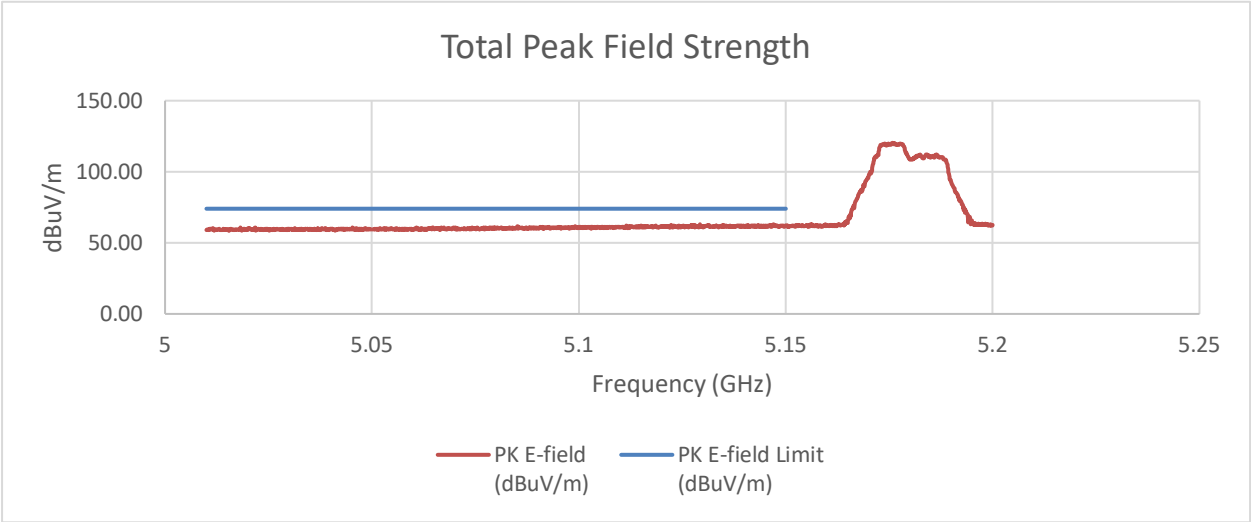

SUMMED BANDEDGE DATA (Av)

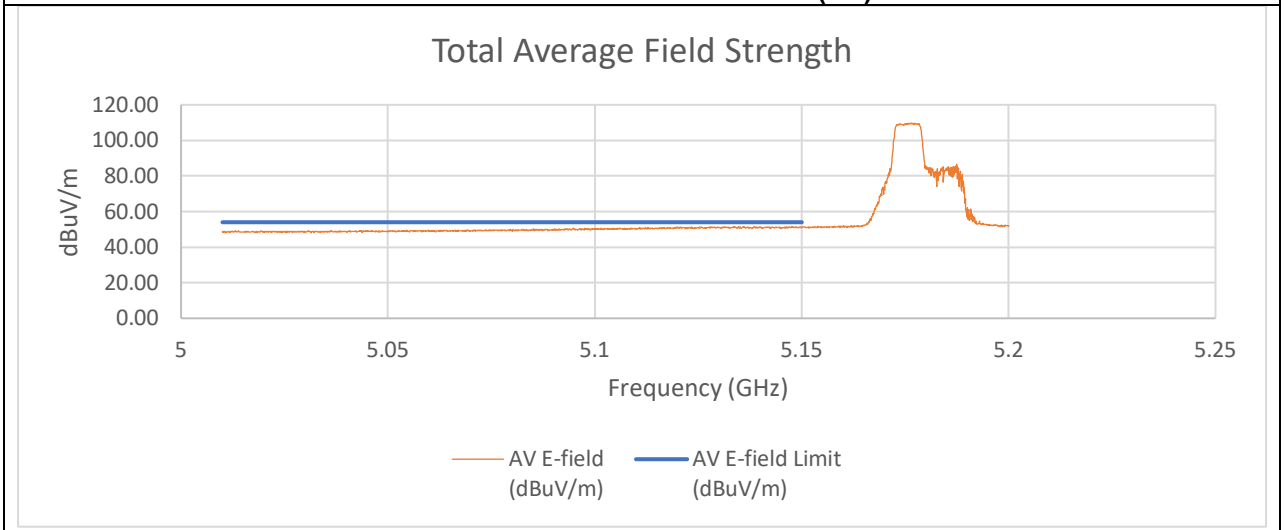

Summed Pk and Av Data at Restricted Band

Frequency (GHz)	PK Reading C1 (dBm)	PK Reading C2 (dBm)	PK EIRP (dBm)	PK E-field (dBuV/m)	PK E-field Limit (dBuV/m)	Margin (dB)
5.15	-47.23	-48.65	-33.20	62.06	74.00	-11.94
Frequency (GHz)	**PK Reading C1 (dBm)**	**PK Reading C2 (dBm)**	**PK EIRP (dBm)**	**PK E-field (dBuV/m)**	**PK E-field Limit (dBuV/m)**	**Margin (dB)**
5.15	-58.91	-58.70	-44.12	51.13	54.00	-2.87

An array gain of 11.67 dBi was used in the calculation of the summed data.

UL LLC
12 Laboratory Drive, Research Triangle Park, NC 27709; USA TEL:(919)549-1400
This report shall not be reproduced except in full, without the written approval of UL LLC

TX ABOVE 1 GHz 802.11be EHT20 106T MODE IN THE 5.2 GHz BAND

2TX CHAIN 0 + CHAIN 1 MODE (Low Gain) 5180 MHz

SUMMED BANDEDGE DATA (Pk)

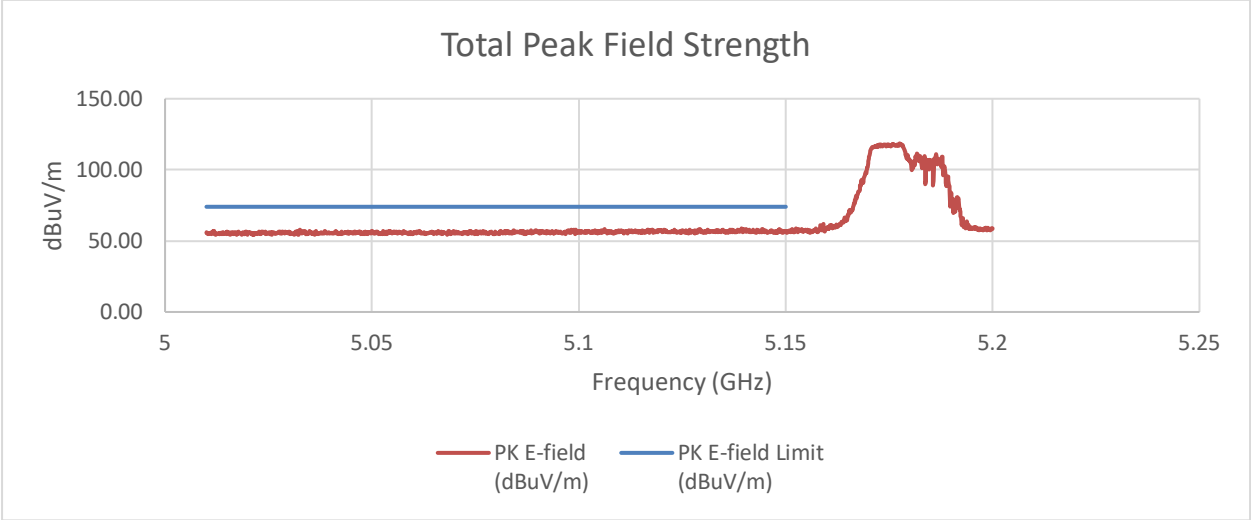

SUMMED BANDEDGE DATA (Av)

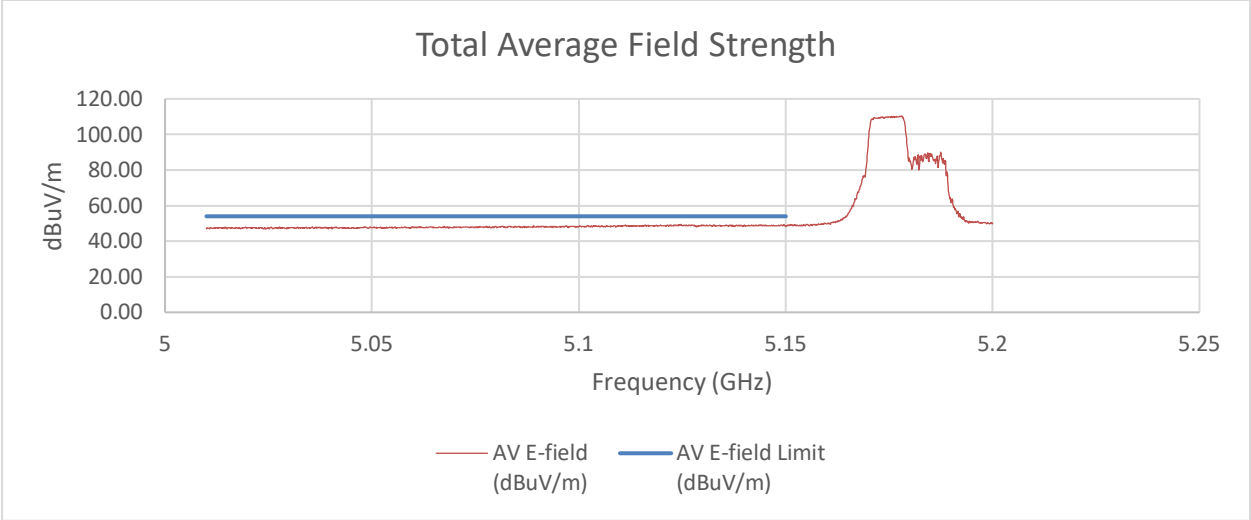

Summed Pk and Av Data at Restricted Band

Frequency (GHz)	PK Reading C1 (dBm)	PK Reading C2 (dBm)	PK EIRP (dBm)	PK E-field (dBuV/m)	PK E-field Limit (dBuV/m)	Margin (dB)
5.15	-50.56	-50.21	-39.16	56.10	74.00	-17.90
Frequency (GHz)	**AV Reading C1 (dBm)**	**AV Reading C2 (dBm)**	**AV EIRP (dBm)**	**AV E-field (dBuV/m)**	**AV E-field Limit (dBuV/m)**	**Margin (dB)**
5.15	-57.76	-57.96	-46.64	48.62	54.00	-5.38

An array gain of 8.21 dBi was used in the calculation of the summed data.

UL LLC
12 Laboratory Drive, Research Triangle Park, NC 27709; USA TEL:(919)549-1400
This report shall not be reproduced except in full, without the written approval of UL LLC

2TX CHAIN 0 + CHAIN 1 MODE (Mid Gain) 5180 MHz

SUMMED BANDEDGE DATA (Pk)

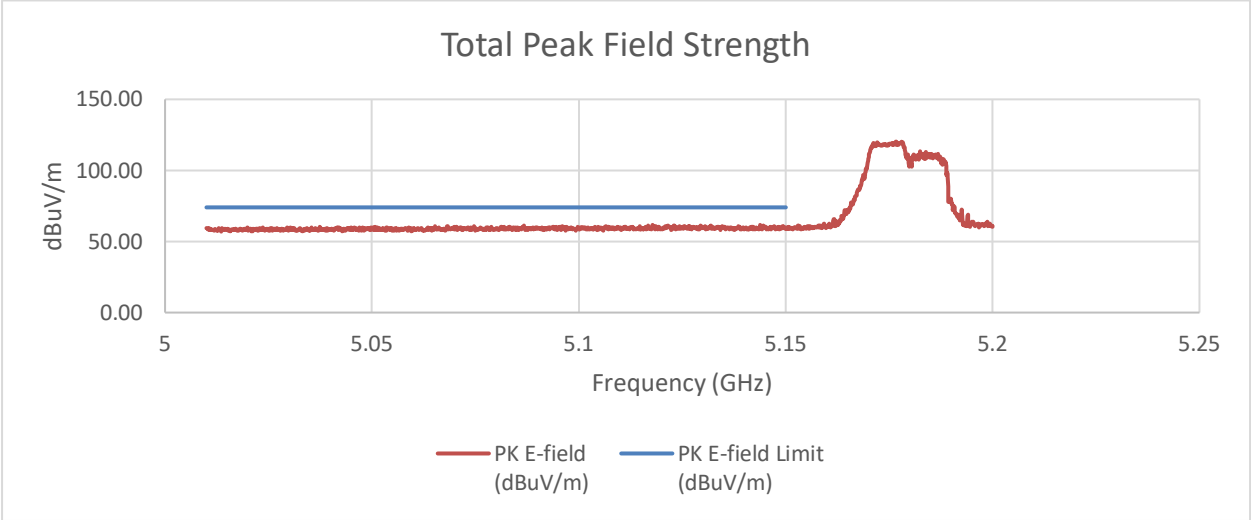

SUMMED BANDEDGE DATA (Av)

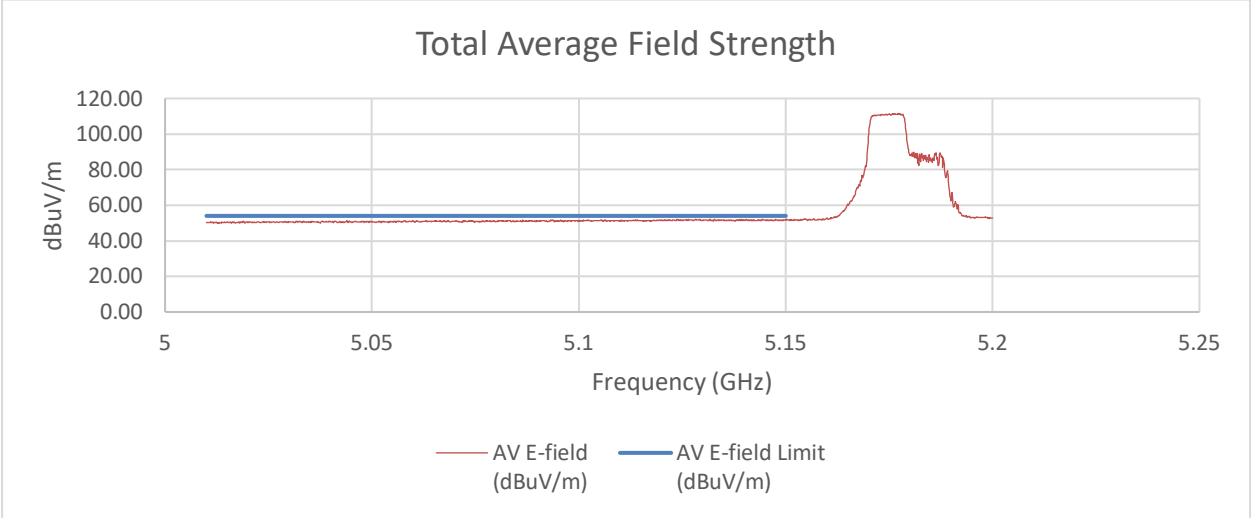

Summed Pk and Av Data at Restricted Band

Frequency (GHz)	PK Reading C1 (dBm)	PK Reading C2 (dBm)	PK EIRP (dBm)	PK E-field (dBuV/m)	PK E-field Limit (dBuV/m)	Margin (dB)
5.15	-49.91	-48.33	-35.73	59.53	74.00	-14.47
Frequency (GHz)	**AV Reading C1 (dBm)**	**AV Reading C2 (dBm)**	**AV EIRP (dBm)**	**AV E-field (dBuV/m)**	**AV E-field Limit (dBuV/m)**	**Margin (dB)**
5.15	-56.47	-56.83	-43.33	51.93	54.00	-2.07

An array gain of 10.31 dBi was used in the calculation of the summed data.

UL LLC
12 Laboratory Drive, Research Triangle Park, NC 27709; USA TEL:(919)549-1400
This report shall not be reproduced except in full, without the written approval of UL LLC

2TX CHAIN 0 + CHAIN 1 MODE (High Gain) 5180 MHz

PK MEASUREMENT

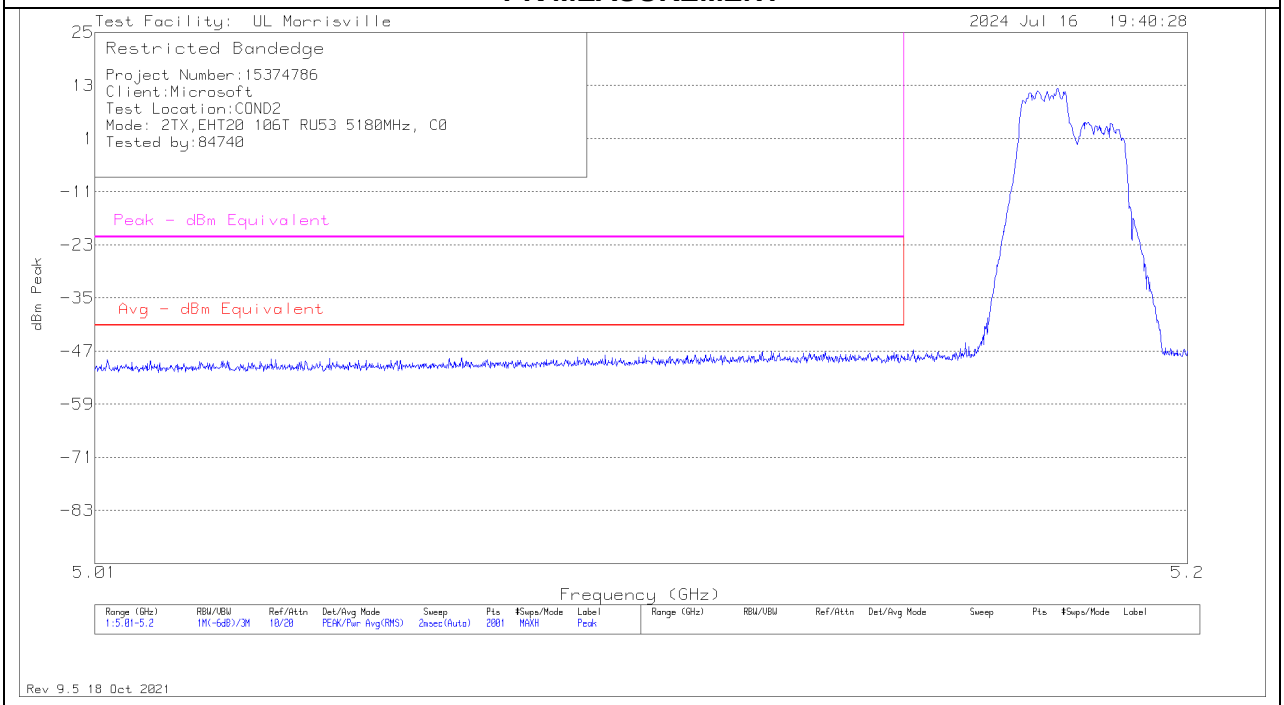

AVERAGE MEASUREMENT

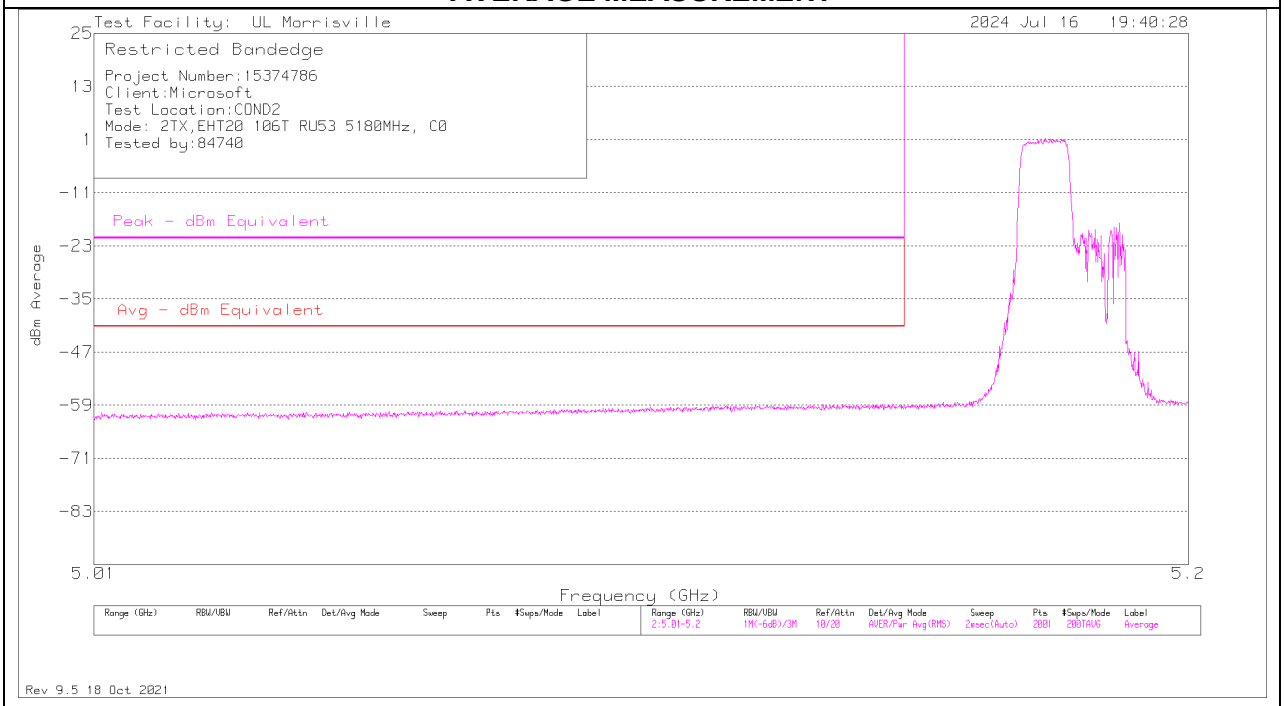

UL LLC
12 Laboratory Drive, Research Triangle Park, NC 27709; USA TEL:(919)549-1400

This report shall not be reproduced except in full, without the written approval of UL LLC

SUMMED BANDEDGE DATA (Pk)

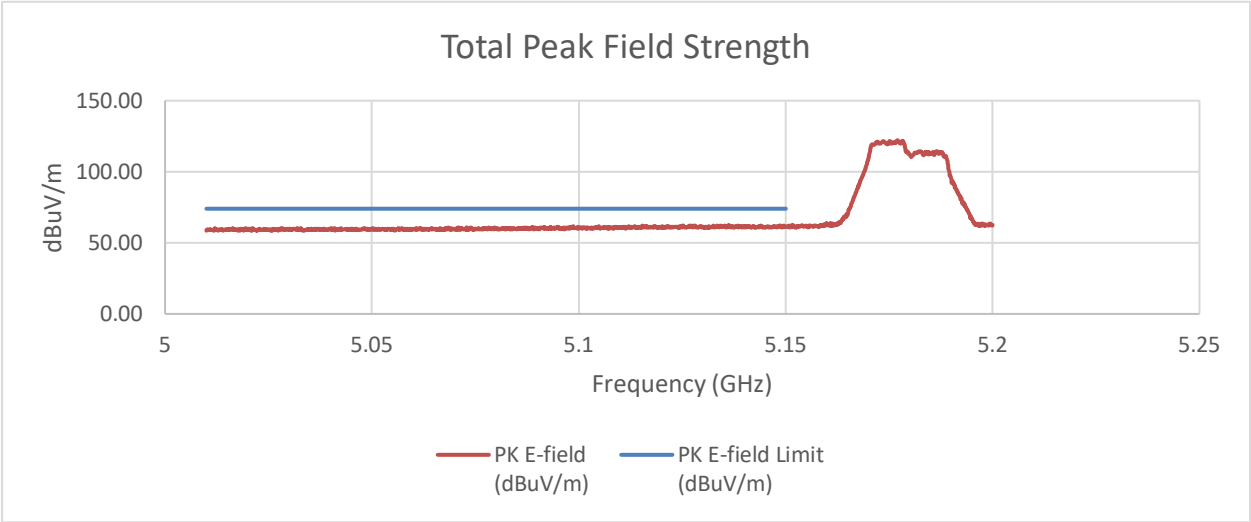

SUMMED BANDEDGE DATA (Av)

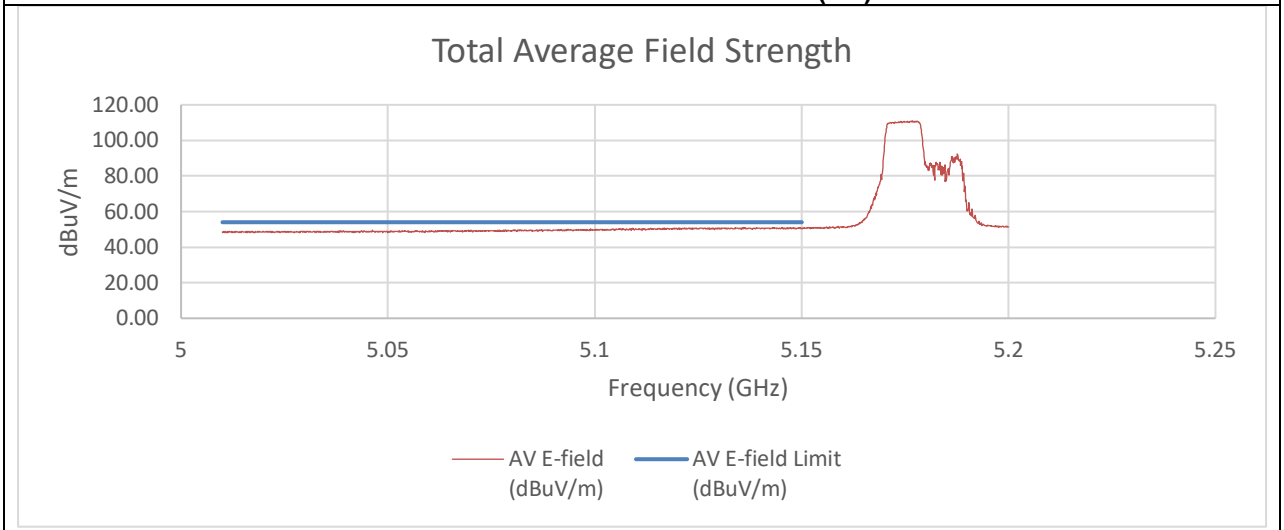

Summed Pk and Av Data at Restricted Band

Frequency (GHz)	PK Reading C1 (dBm)	PK Reading C2 (dBm)	PK EIRP (dBm)	PK E-field (dBuV/m)	PK E-field Limit (dBuV/m)	Margin (dB)
5.15	-48.72	-49.10	-34.23	61.03	74.00	-12.97
Frequency (GHz)	**AV Reading C1 (dBm)**	**AV Reading C2 (dBm)**	**AV EIRP (dBm)**	**AV E-field (dBuV/m)**	**AV E-field Limit (dBuV/m)**	**Margin (dB)**
5.15	-59.60	-59.07	-44.65	50.61	54.00	-3.39

An array gain of 11.67 dBi was used in the calculation of the summed data.

UL LLC
12 Laboratory Drive, Research Triangle Park, NC 27709; USA TEL:(919)549-1400
This report shall not be reproduced except in full, without the written approval of UL LLC

TX ABOVE 1 GHz 802.11be EHT20 106T+26T MODE IN THE 5.2 GHz BAND

2TX CHAIN 0 + CHAIN 1 MODE (Low Gain) 5180 MHz

SUMMED BANDEDGE DATA (Pk)

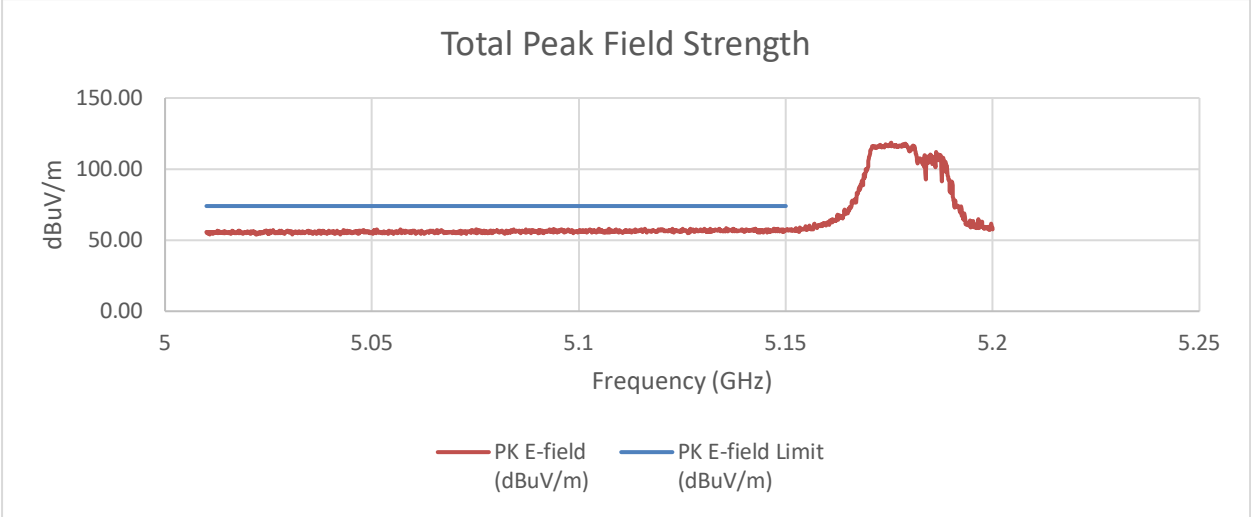

SUMMED BANDEDGE DATA (Av)

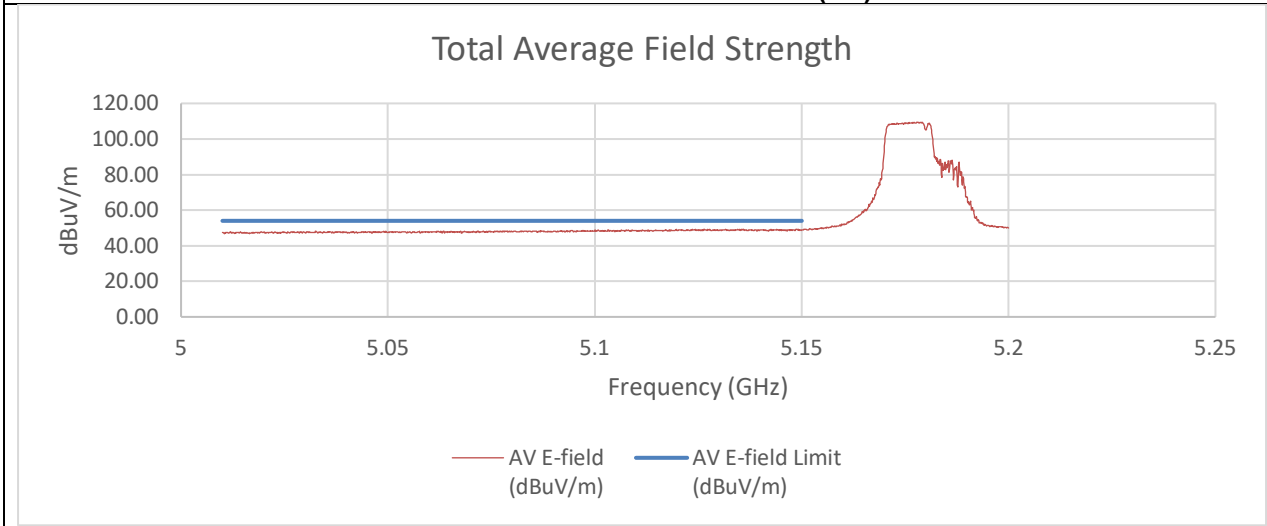

Summed Pk and Av Data at Restricted Band

Frequency (GHz)	PK Reading C1 (dBm)	PK Reading C2 (dBm)	PK EIRP (dBm)	PK E-field (dBuV/m)	PK E-field Limit (dBuV/m)	Margin (dB)
5.15	-50.96	-48.55	-38.37	56.89	74.00	-17.11
Frequency (GHz)	**AV Reading C1 (dBm)**	**AV Reading C2 (dBm)**	**AV EIRP (dBm)**	**AV E-field (dBuV/m)**	**AV E-field Limit (dBuV/m)**	**Margin (dB)**
5.15	-57.54	-57.65	-46.37	48.88	54.00	-5.12

An array gain of 8.21 dBi was used in the calculation of the summed data.

UL LLC
12 Laboratory Drive, Research Triangle Park, NC 27709; USA TEL:(919)549-1400
This report shall not be reproduced except in full, without the written approval of UL LLC

2TX CHAIN 0 + CHAIN 1 MODE (Mid Gain) 5180 MHz

SUMMED BANDEDGE DATA (Pk)

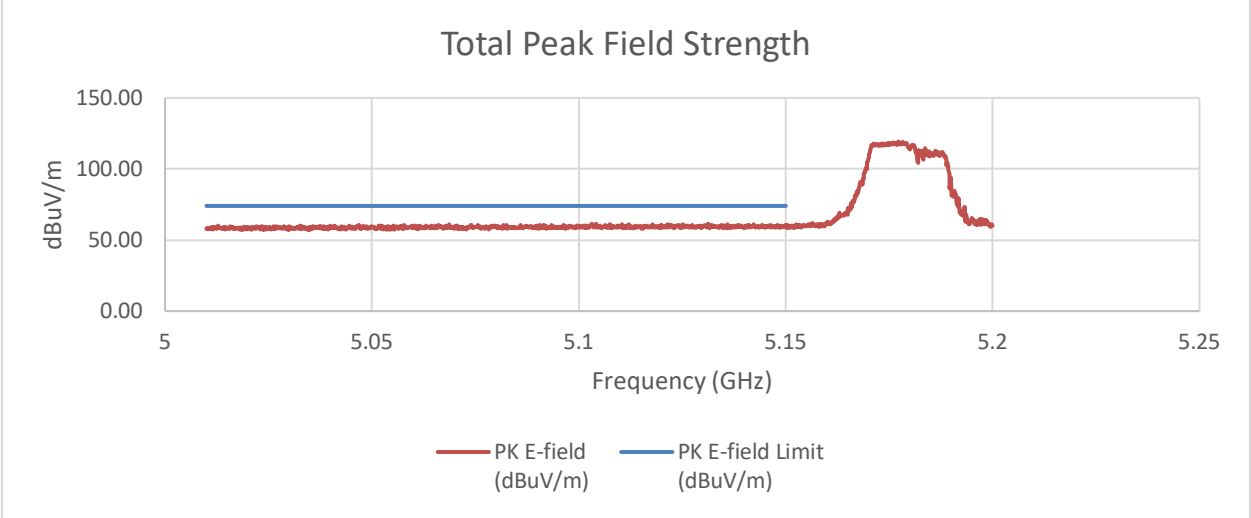

SUMMED BANDEDGE DATA (Av)

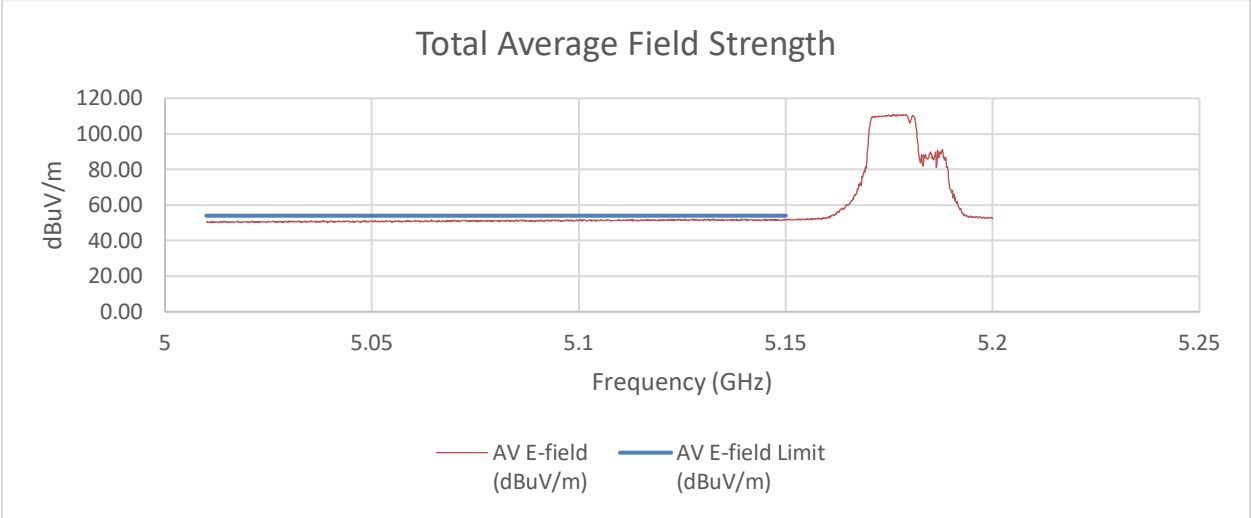

Summed Pk and Av Data at Restricted Band

Frequency (GHz)	PK Reading C1 (dBm)	PK Reading C2 (dBm)	PK EIRP (dBm)	PK E-field (dBuV/m)	PK E-field Limit (dBuV/m)	Margin (dB)
5.15	-47.70	-48.23	-34.64	60.62	74.00	-13.38
Frequency (GHz)	**AV Reading C1 (dBm)**	**AV Reading C2 (dBm)**	**AV EIRP (dBm)**	**AV E-field (dBuV/m)**	**AV E-field Limit (dBuV/m)**	**Margin (dB)**
5.15	-56.90	-57.03	-43.63	51.63	54.00	-2.37

An array gain of 10.31 dBi was used in the calculation of the summed data.

UL LLC
12 Laboratory Drive, Research Triangle Park, NC 27709; USA TEL:(919)549-1400
This report shall not be reproduced except in full, without the written approval of UL LLC

2TX CHAIN 0 + CHAIN 1 MODE (High Gain) 5180 MHz

PK MEASUREMENT

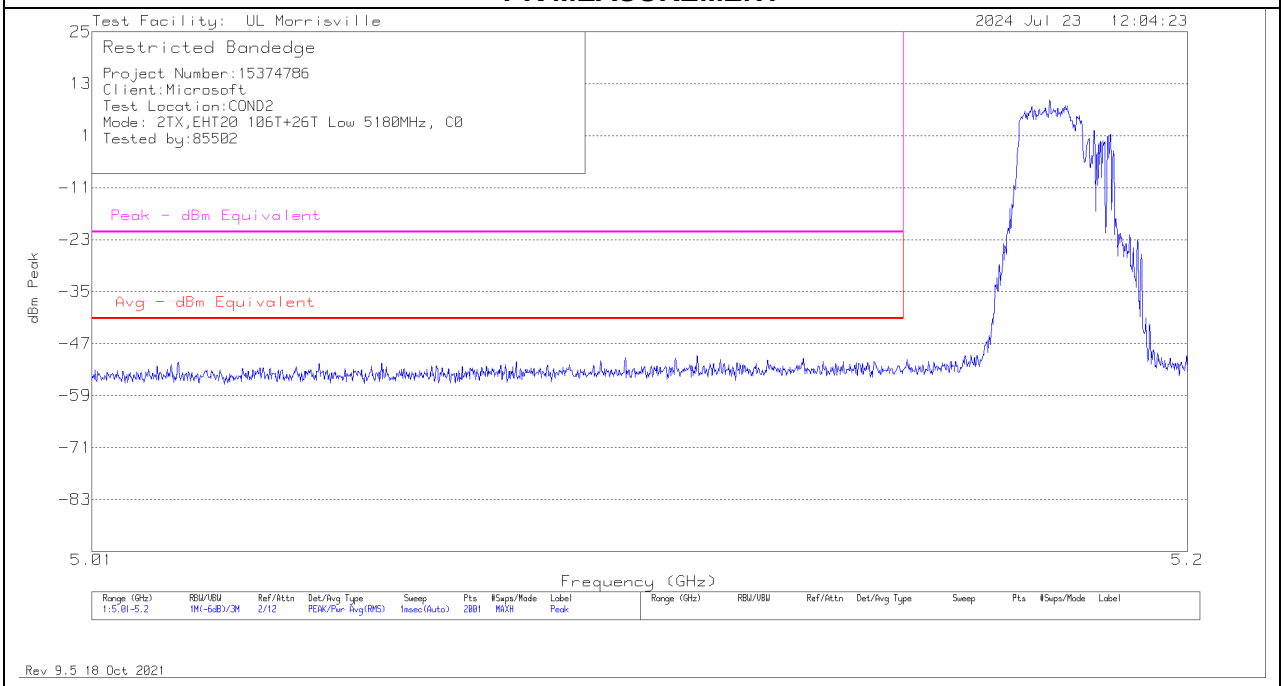

AVERAGE MEASUREMENT

UL LLC
12 Laboratory Drive, Research Triangle Park, NC 27709; USA TEL:(919)549-1400
This report shall not be reproduced except in full, without the written approval of UL LLC

SUMMED BANDEDGE DATA (Pk)

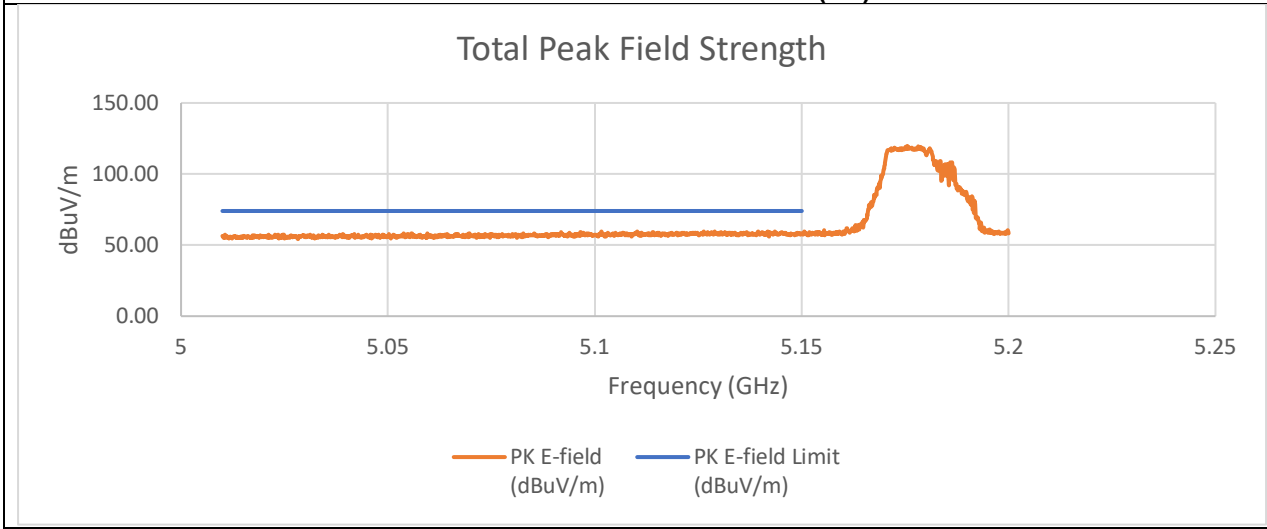

SUMMED BANDEDGE DATA (Av)

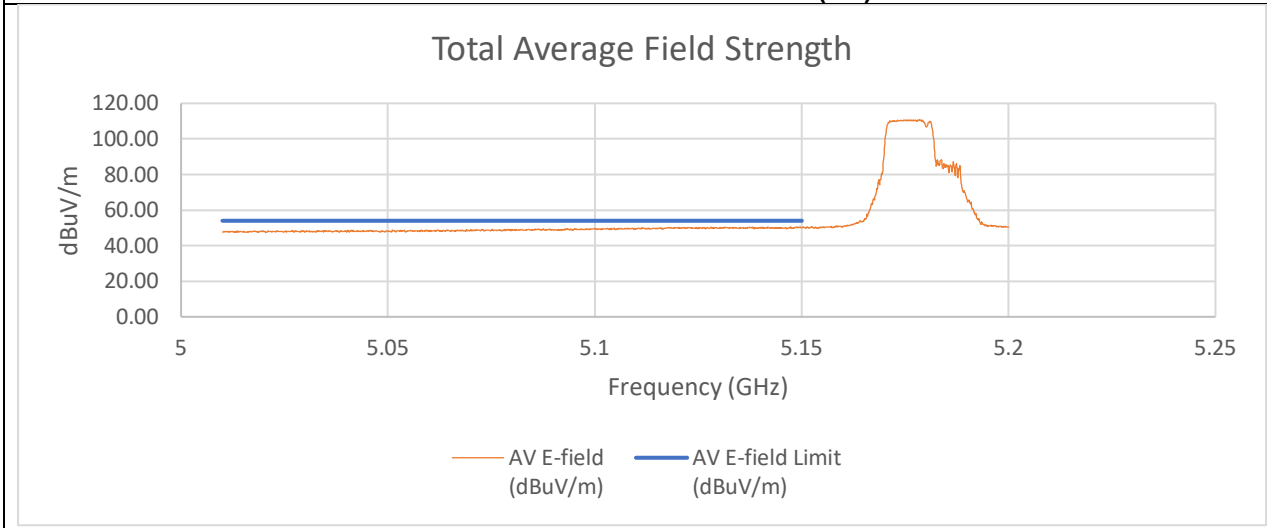

Summed Pk and Av Data at Restricted Band

Frequency (GHz)	PK Reading C1 (dBm)	PK Reading C2 (dBm)	PK EIRP (dBm)	PK E-field (dBuV/m)	PK E-field Limit (dBuV/m)	Margin (dB)
5.15	-53.39	-50.64	-37.12	58.14	74.00	-15.86
Frequency (GHz)	**AV Reading C1 (dBm)**	**AV Reading C2 (dBm)**	**AV EIRP (dBm)**	**AV E-field (dBuV/m)**	**AV E-field Limit (dBuV/m)**	**Margin (dB)**
5.15	-61.18	-58.77	-45.13	50.13	54.00	-3.87

An array gain of 11.67 dBi was used in the calculation of the summed data.

UL LLC
12 Laboratory Drive, Research Triangle Park, NC 27709; USA TEL:(919)549-1400
This report shall not be reproduced except in full, without the written approval of UL LLC

TX ABOVE 1 GHz 802.11be EHT20 242T MODE IN THE 5.2 GHz BAND

2TX CHAIN 0 + CHAIN 1 MODE (Low Gain) 5180 MHz

SUMMED BANDEDGE DATA (Pk)

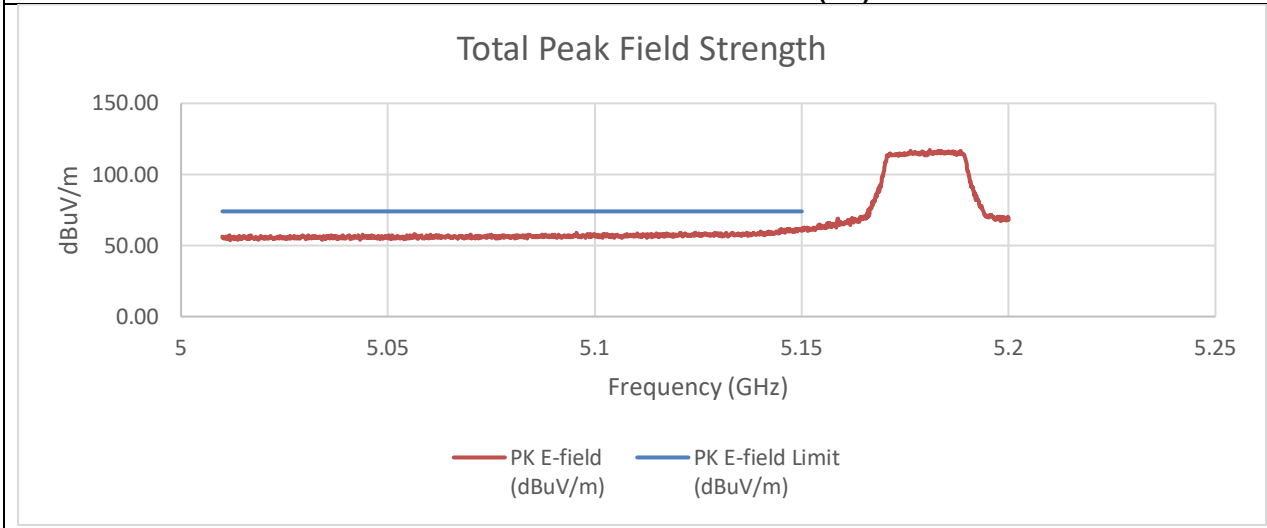

SUMMED BANDEDGE DATA (Av)

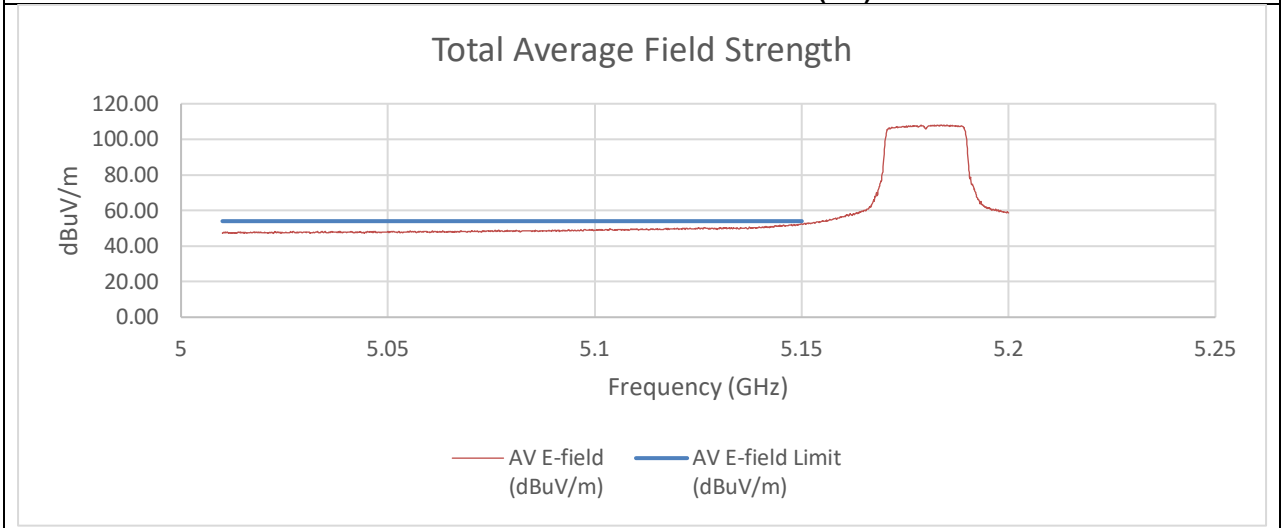

Summed Pk and Av Data at Restricted Band

Frequency (GHz)	PK Reading C1 (dBm)	PK Reading C2 (dBm)	PK EIRP (dBm)	PK E-field (dBuV/m)	PK E-field Limit (dBuV/m)	Margin (dB)
5.15	-46.97	-45.54	-34.98	60.28	74.00	-13.72
Frequency (GHz)	**AV Reading C1 (dBm)**	**AV Reading C2 (dBm)**	**AV EIRP (dBm)**	**AV E-field (dBuV/m)**	**AV E-field Limit (dBuV/m)**	**Margin (dB)**
5.15	-54.26	-53.70	-42.75	52.51	54.00	-1.49

An array gain of 8.21 dBi was used in the calculation of the summed data.

UL LLC
12 Laboratory Drive, Research Triangle Park, NC 27709; USA TEL:(919)549-1400
This report shall not be reproduced except in full, without the written approval of UL LLC

2TX CHAIN 0 + CHAIN 1 MODE (Low Gain) 5200 MHz

SUMMED BANDEDGE DATA (Pk)

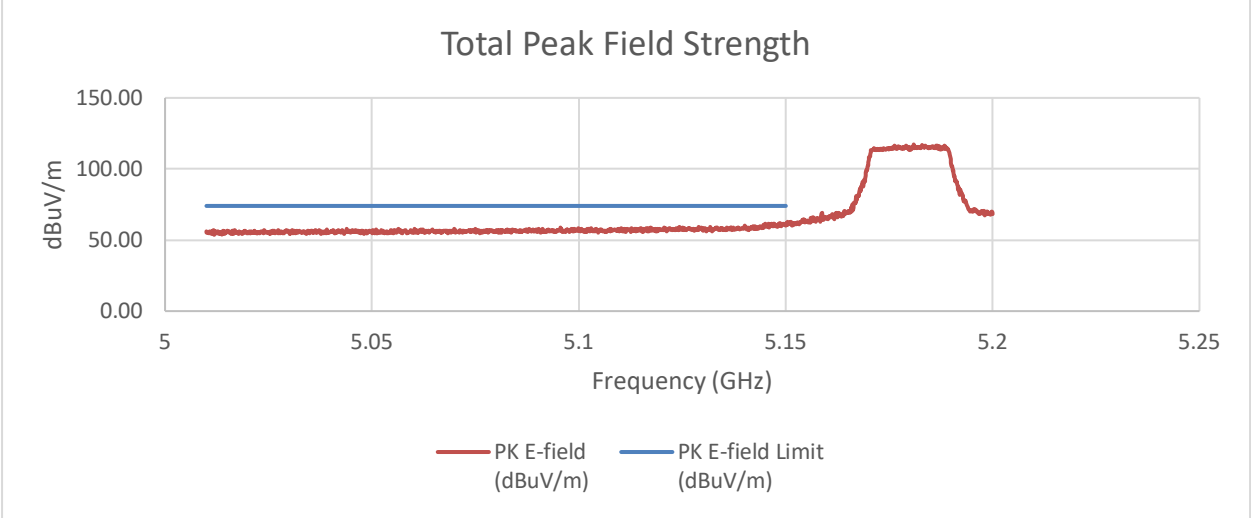

SUMMED BANDEDGE DATA (Av)

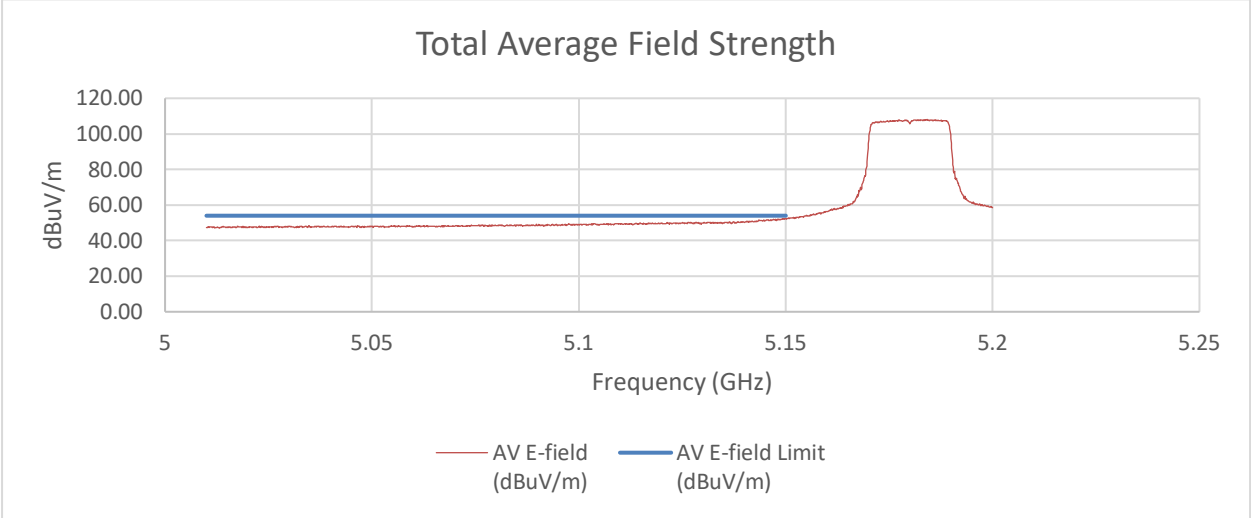

Summed Pk and Av Data at Restricted Band

Frequency (GHz)	PK Reading C1 (dBm)	PK Reading C2 (dBm)	PK EIRP (dBm)	PK E-field (dBuV/m)	PK E-field Limit (dBuV/m)	Margin (dB)
5.15	-45.62	-46.41	-34.78	60.48	74.00	-13.52
Frequency (GHz)	**AV Reading C1 (dBm)**	**AV Reading C2 (dBm)**	**AV EIRP (dBm)**	**AV E-field (dBuV/m)**	**AV E-field Limit (dBuV/m)**	**Margin (dB)**
5.15	-56.84	-56.65	-45.52	49.73	54.00	-4.27

An array gain of 8.21 dBi was used in the calculation of the summed data.

UL LLC
12 Laboratory Drive, Research Triangle Park, NC 27709; USA TEL:(919)549-1400
This report shall not be reproduced except in full, without the written approval of UL LLC

2TX CHAIN 0 + CHAIN 1 MODE (Mid Gain) 5180 MHz

SUMMED BANDEDGE DATA (Pk)

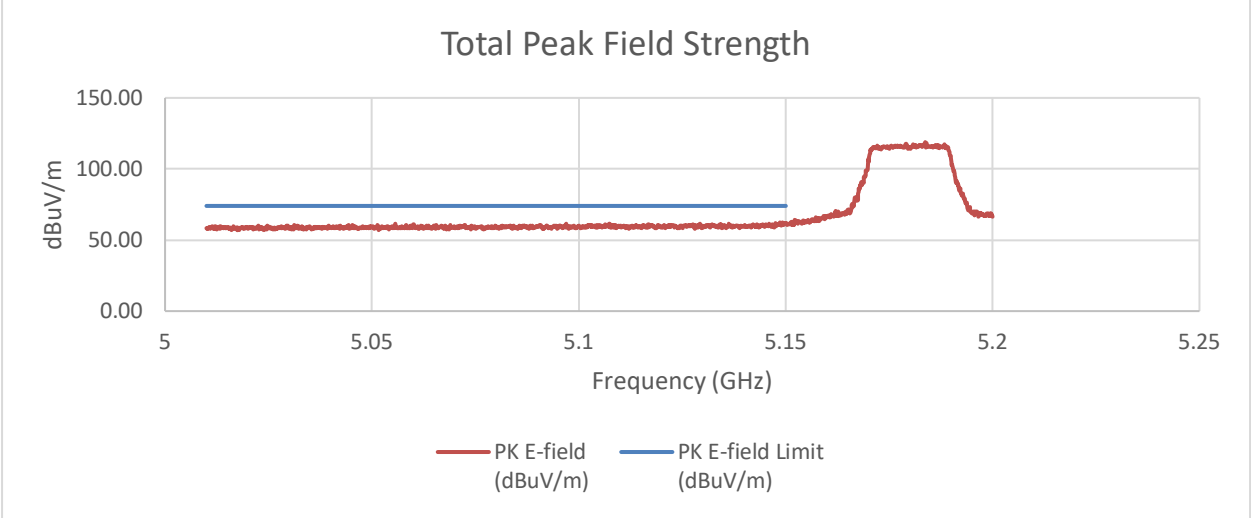

SUMMED BANDEDGE DATA (Av)

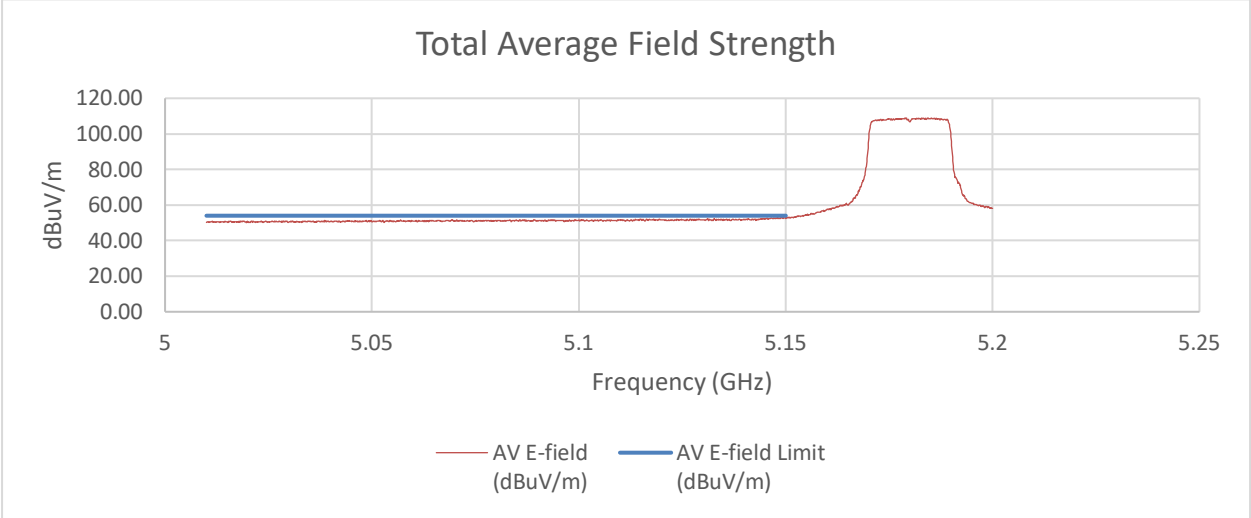

Summed Pk and Av Data at Restricted Band

Frequency (GHz)	PK Reading C1 (dBm)	PK Reading C2 (dBm)	PK EIRP (dBm)	PK E-field (dBuV/m)	PK E-field Limit (dBuV/m)	Margin (dB)
5.15	-46.46	-46.46	-33.14	62.12	74.00	-11.88
Frequency (GHz)	**AV Reading C1 (dBm)**	**AV Reading C2 (dBm)**	**AV EIRP (dBm)**	**AV E-field (dBuV/m)**	**AV E-field Limit (dBuV/m)**	**Margin (dB)**
5.15	-55.89	-55.81	-42.53	52.73	54.00	-1.27

An array gain of 10.31 dBi was used in the calculation of the summed data.

UL LLC
12 Laboratory Drive, Research Triangle Park, NC 27709; USA TEL:(919)549-1400
This report shall not be reproduced except in full, without the written approval of UL LLC

2TX CHAIN 0 + CHAIN 1 MODE (Mid Gain) 5200 MHz

SUMMED BANDEDGE DATA (Pk)

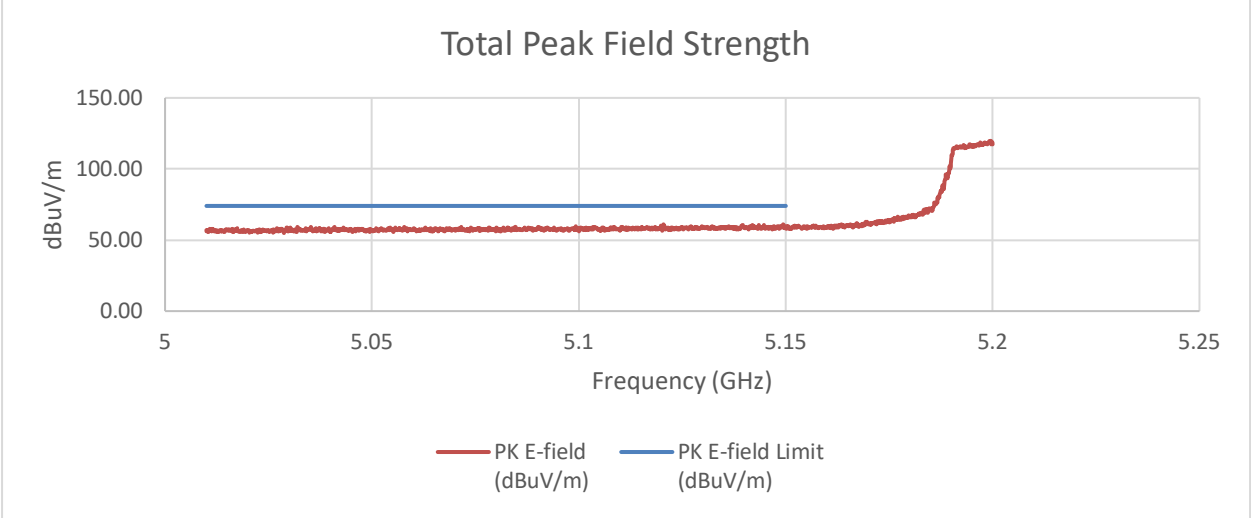

SUMMED BANDEDGE DATA (Av)

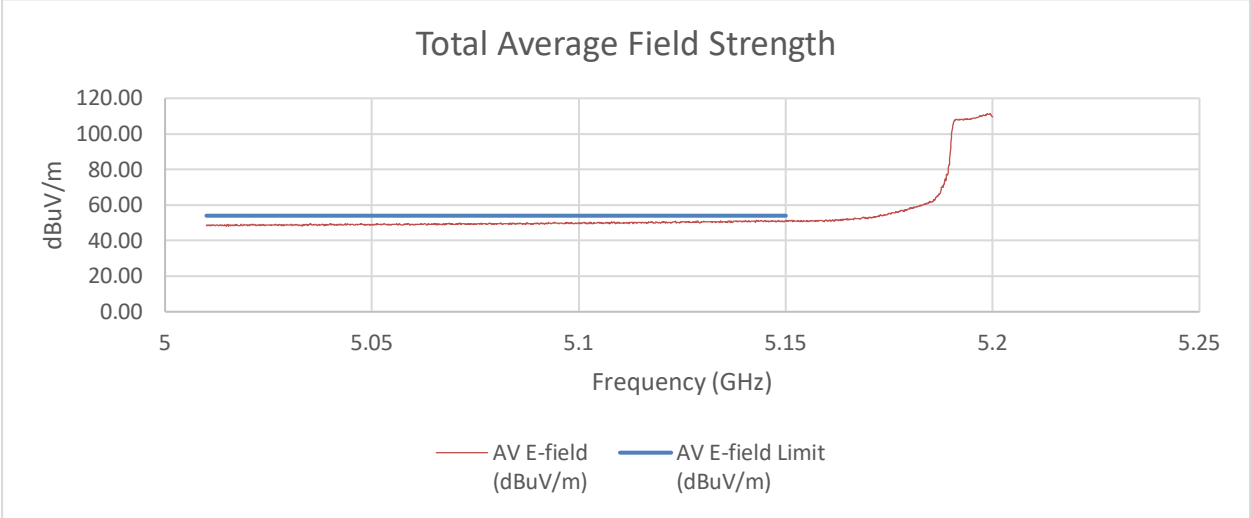

Summed Pk and Av Data at Restricted Band

Frequency (GHz)	PK Reading C1 (dBm)	PK Reading C2 (dBm)	PK EIRP (dBm)	PK E-field (dBuV/m)	PK E-field Limit (dBuV/m)	Margin (dB)
5.15	-50.75	-48.77	-36.33	58.93	74.00	-15.07
Frequency (GHz)	**AV Reading C1 (dBm)**	**AV Reading C2 (dBm)**	**AV EIRP (dBm)**	**AV E-field (dBuV/m)**	**AV E-field Limit (dBuV/m)**	**Margin (dB)**
5.15	-58.43	-56.62	-44.11	51.15	54.00	-2.85

An array gain of 10.31 dBi was used in the calculation of the summed data.

UL LLC
12 Laboratory Drive, Research Triangle Park, NC 27709; USA TEL:(919)549-1400
This report shall not be reproduced except in full, without the written approval of UL LLC

2TX CHAIN 0 + CHAIN 1 MODE (High Gain) 5180 MHz

PK MEASUREMENT

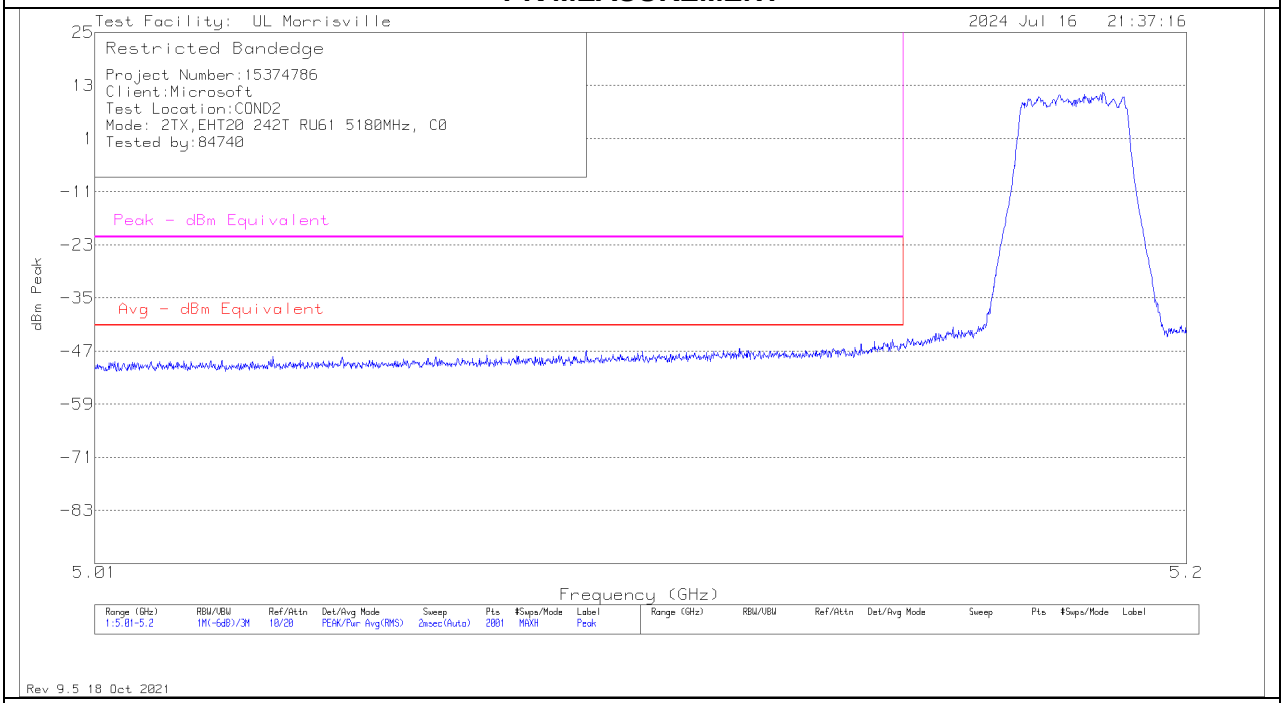

AVERAGE MEASUREMENT

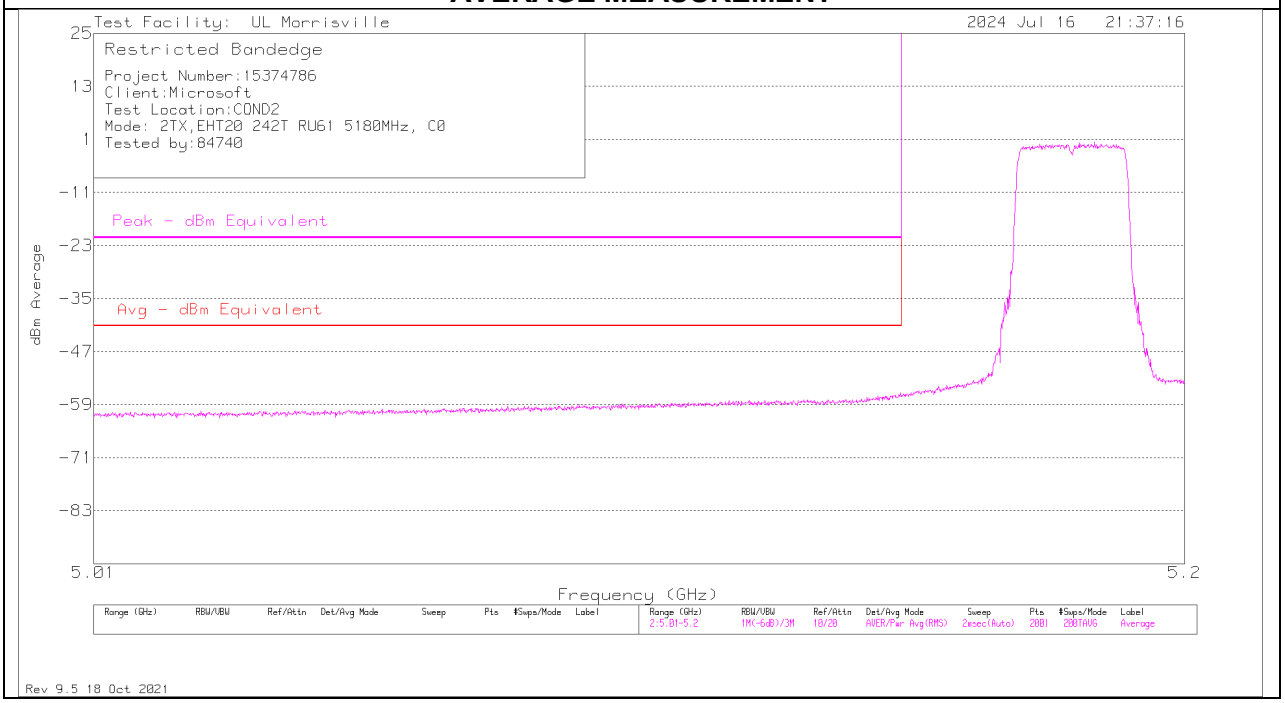

UL LLC
12 Laboratory Drive, Research Triangle Park, NC 27709; USA TEL:(919)549-1400

This report shall not be reproduced except in full, without the written approval of UL LLC

SUMMED BANDEDGE DATA (Pk)

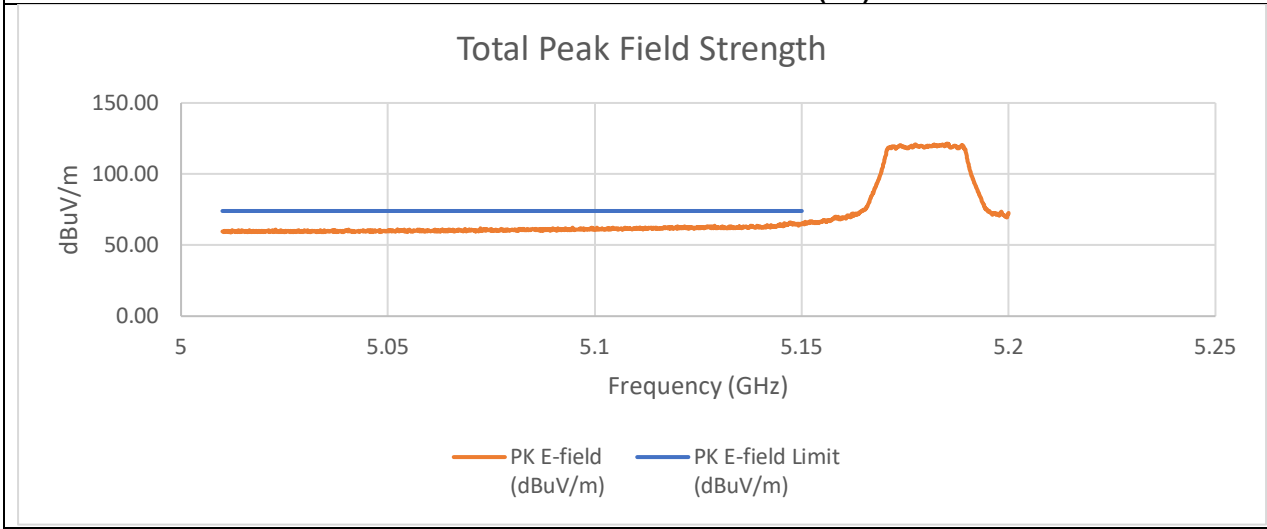

SUMMED BANDEDGE DATA (Av)

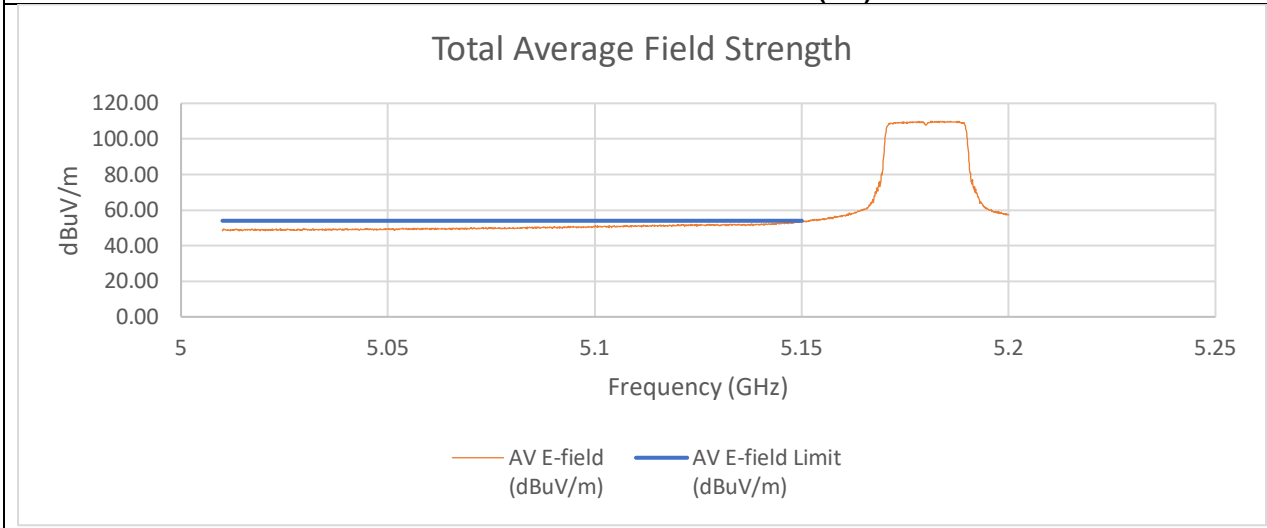

Summed Pk and Av Data at Restricted Band

Frequency (GHz)	PK Reading C1 (dBm)	PK Reading C2 (dBm)	PK EIRP (dBm)	PK E-field (dBuV/m)	PK E-field Limit (dBuV/m)	Margin (dB)
5.15	-45.67	-44.91	-30.59	64.66	74.00	-9.34
Frequency (GHz)	**AV Reading C1 (dBm)**	**AV Reading C2 (dBm)**	**AV EIRP (dBm)**	**AV E-field (dBuV/m)**	**AV E-field Limit (dBuV/m)**	**Margin (dB)**
5.15	-57.18	-56.15	-41.95	53.30	54.00	-0.70

An array gain of 11.67 dBi was used in the calculation of the summed data.

UL LLC
12 Laboratory Drive, Research Triangle Park, NC 27709; USA TEL:(919)549-1400
This report shall not be reproduced except in full, without the written approval of UL LLC

HARMONICS AND SPURIOUS EMISSIONS

LOW CHANNEL RESULTS

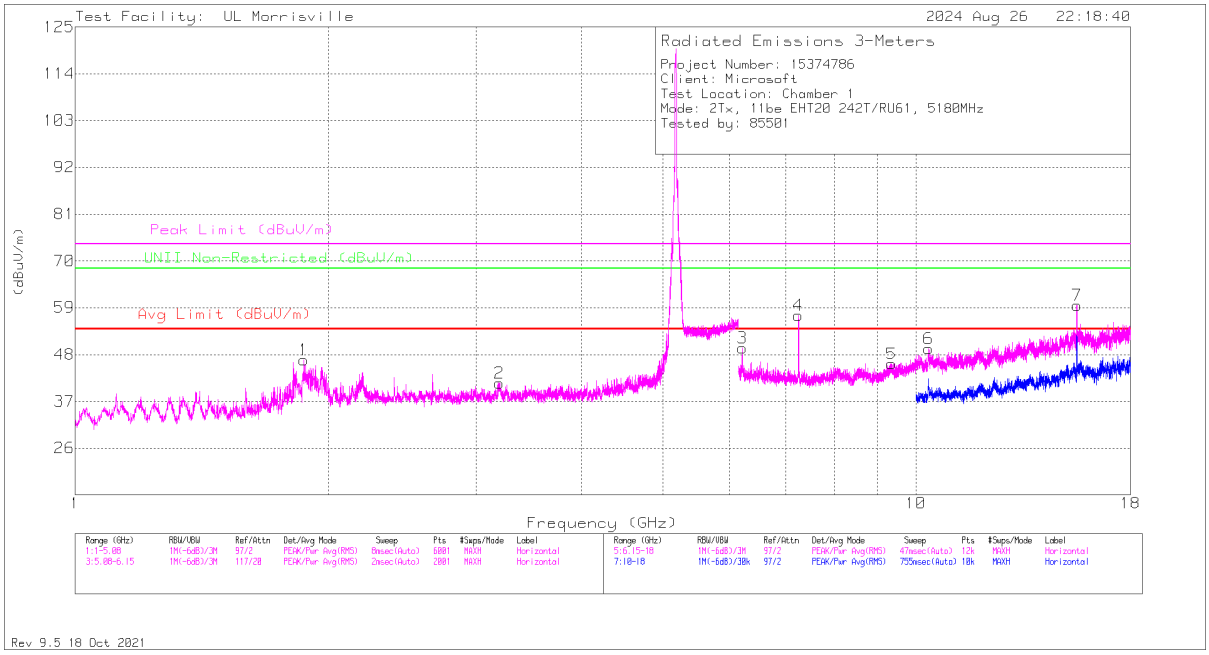

HORIZONTAL

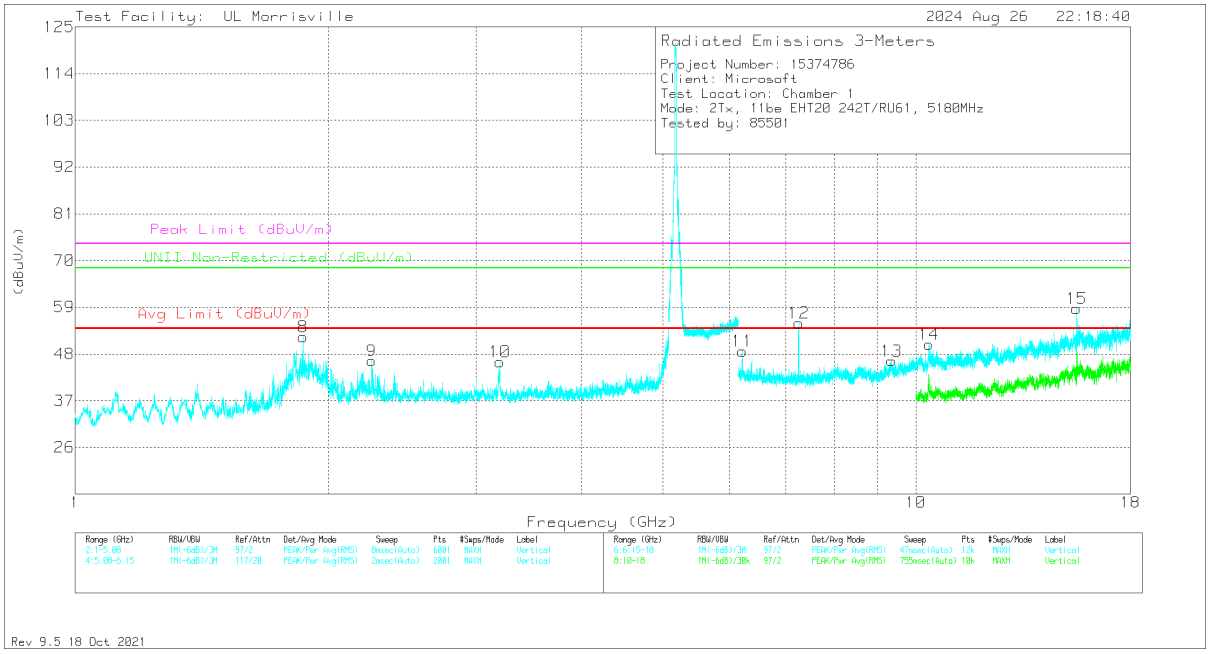

VERTICAL

UL LLC
12 Laboratory Drive, Research Triangle Park, NC 27709; USA TEL:(919)549-1400

This report shall not be reproduced except in full, without the written approval of UL LLC

RADIATED EMISSIONS

Marker	Frequency (GHz)	Meter Reading (dBuV)	Det	135143 (dB/m)	Gain/Loss (dB)	Corrected Reading (dBuV/m)	Avg Limit (dBuV/m)	Margin (dB)	Peak Limit (dBuV/m)	PK Margin (dB)	UNII Non-Restricted (dBuV/m)	PK Margin (dB)	Azimuth (Degs)	Height (cm)	Polarity
1	** 1.86972	63.62	Pk	31.1	-48	46.72	54	-7.28	-	-	68.2	-21.48	0-360	199	H
8	** 1.86379	72.72	PK-U	31	-48	55.72	-	-	74	-18.28	68.2	-12.48	255	253	V
	** 1.8653	47.38	ADV	31.1	-48	30.48	54	-23.52	-	-	-	-	255	253	V
9	* ** 2.25324	62.69	Pk	31.6	-47.9	46.39	54	-7.61	74	-27.61	-	-	0-360	200	V
4	* ** 7.25019	67.21	PK-U	35.4	-42.5	60.11	-	-	74	-13.89	-	-	206	132	H
	* ** 7.25058	54.88	ADV	35.4	-42.4	47.88	54	-6.12	-	-	-	-	206	132	H
5	* ** 9.35641	49.4	Pk	36.2	-39.8	45.8	54	-8.2	74	-28.2	-	-	0-360	101	H
7	* ** 15.5448	55.66	PK-U	40.8	-35.3	61.16	-	-	74	-12.84	-	-	139	206	H
	* ** 15.5459	41.25	ADV	40.8	-35.3	46.75	54	-7.25	-	-	-	-	139	206	H
12	* ** 7.25787	62.78	PK-U	35.4	-41.8	56.38	-	-	74	-17.62	-	-	198	262	V
	* ** 7.25797	49.41	ADV	35.4	-41.8	43.01	54	-10.99	-	-	-	-	198	262	V
13	* ** 9.35246	49.98	Pk	36.2	-39.8	46.38	54	-7.62	74	-27.62	-	-	0-360	101	V
15	* ** 15.5402	55.52	PK-U	40.7	-35	61.22	-	-	74	-12.78	-	-	177	274	V
	* ** 15.5382	40.74	ADV	40.7	-34.9	46.54	54	-7.46	-	-	-	-	177	274	V
2	3.19776	53.42	Pk	32.6	-44.7	41.32	54	-12.68	-	-	68.2	-26.88	0-360	199	H
10	3.1998	58.3	Pk	32.6	-44.7	46.2	54	-7.8	-	-	68.2	-22	0-360	200	V
3	6.21592	59.34	PK-U	35.4	-42.4	52.34	-	-	-	-	68.2	-15.86	182	264	H
11	6.2159	60.62	PK-U	35.4	-42.4	53.62	-	-	-	-	68.2	-14.58	198	233	V
6	10.364	52.68	PK-U	38	-39	51.68	-	-	-	-	68.2	-16.52	195	362	H
14	10.36622	55.25	PK-U	38	-39	54.25	-	-	-	-	68.2	-13.95	137	272	V

* - indicates frequency in CFR47 Pt 15 / IC RSS-Restricted Band
** - indicates frequency in Taiwan NCC LP0002 Restricted Band
Pk - Peak detector
PK-U - Maximum Peak
ADV - Linear Voltage Average

UL LLC
12 Laboratory Drive, Research Triangle Park, NC 27709; USA TEL:(919)549-1400
This report shall not be reproduced except in full, without the written approval of UL LLC

MID CHANNEL RESULTS

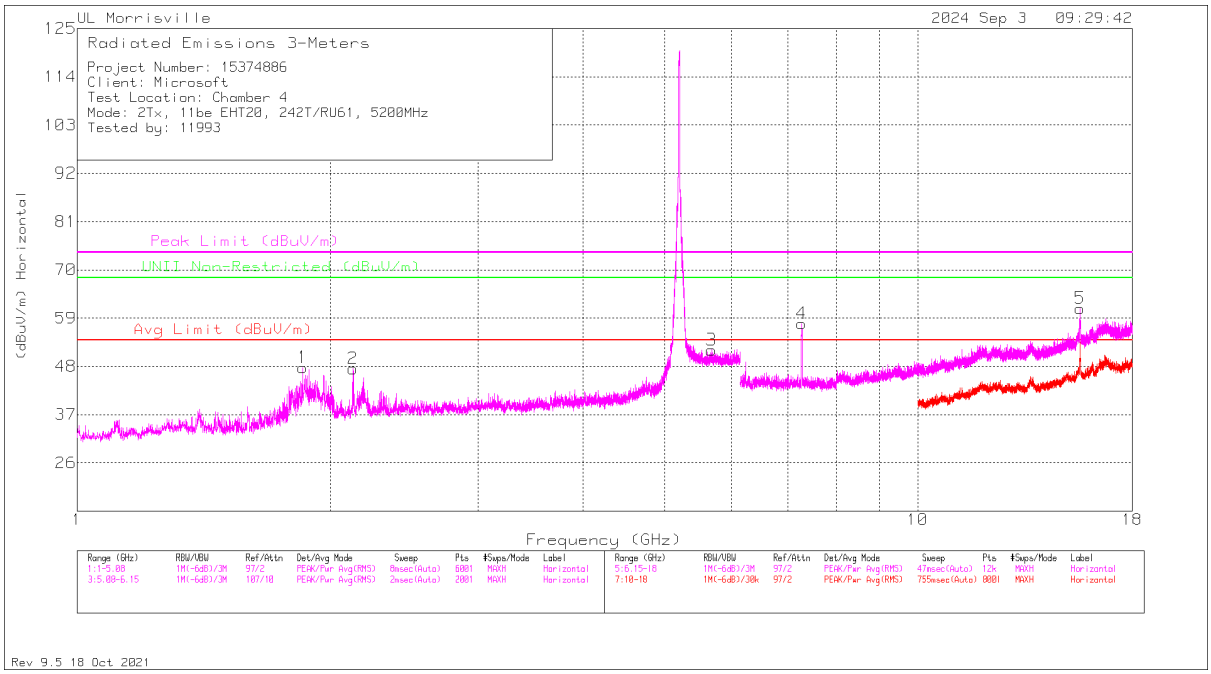

HORIZONTAL

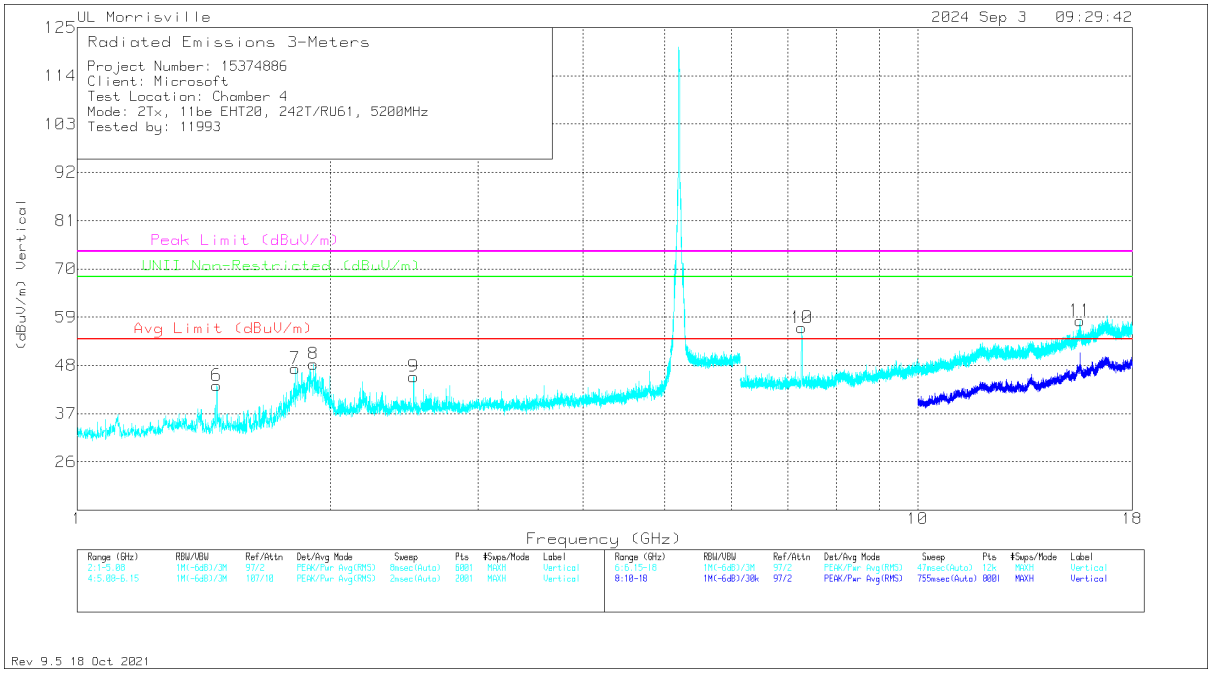

VERTICAL

UL LLC
12 Laboratory Drive, Research Triangle Park, NC 27709; USA TEL:(919)549-1400

This report shall not be reproduced except in full, without the written approval of UL LLC

RADIATED EMISSIONS

Marker	Frequency (GHz)	Meter Reading (dBuV)	Det	89509 ACF (dB/m)	Gain/Loss (dB)	Corrected Reading (dBuV/m)	Avg Limit (dBuV/m)	Margin (dB)	Peak Limit (dBuV/m)	PK Margin (dB)	UNII Non-Restricted (dBuV/m)	PK Margin (dB)	Azimuth (Degs)	Height (cm)	Polarity
1	** 1.85408	52.93	Pk	30.5	-35.7	47.73	54	-6.27	74	-26.27	68.2	-20.47	0-360	100	H
2	** 2.12948	51.6	Pk	31.6	-35.7	47.5	54	-6.5	74	-26.5	68.2	-20.7	0-360	100	H
6	* ** 1.4658	50.83	Pk	28.1	-35.5	43.43	54	-10.57	74	-30.57	-	-	0-360	200	V
7	** 1.816	52.91	Pk	30.1	-35.7	47.31	54	-6.69	74	-26.69	68.2	-20.89	0-360	200	V
8	** 1.90939	59.83	PK-U	30.7	-35.7	54.83	-	-	74	-19.17	-	-	269	159	V
	** 1.90906	34.77	ADV	30.7	-35.7	29.77	54	-24.23	-	-	-	-	269	159	V
9	** 2.513	48.57	Pk	32.3	-35.4	45.47	54	-8.53	74	-28.53	68.2	-22.73	0-360	200	V
4	* ** 7.27734	52.39	PK-U	35.7	-27.6	60.49	-	-	74	-13.51	-	-	262	148	H
	* ** 7.27684	40.68	ADV	35.7	-27.6	48.78	54	-5.22	-	-	-	-	262	148	H
5	* ** 15.6058	43.03	PK-U	40.2	-18.5	64.73	-	-	74	-9.27	-	-	267	127	H
	* ** 15.6079	29.39	ADV	40.2	-18.5	51.09	54	-2.91	-	-	-	-	267	127	H
10	* ** 7.28082	51.44	PK-U	35.7	-27.7	59.44	-	-	74	-14.56	-	-	268	236	V
	* ** 7.27935	39.32	ADV	35.7	-27.6	47.42	54	-6.58	-	-	-	-	268	236	V
11	* ** 15.6011	40.82	PK-U	40.2	-18.5	62.52	-	-	74	-11.48	-	-	250	160	V
	* ** 15.6007	27.59	ADV	40.2	-18.5	49.29	54	-4.71	-	-	-	-	250	160	V
3	5.68455	34.82	Pk	34.7	-17.8	51.72	-	-	-	-	68.2	-16.48	0-360	100	H

* - indicates frequency in CFR47 Pt 15 / IC RSS-Restricted Band
** - indicates frequency in Taiwan NCC LP0002 Restricted Band
Pk - Peak detector
PK-U - Maximum Peak
ADV - Linear Voltage Average

UL LLC
12 Laboratory Drive, Research Triangle Park, NC 27709; USA TEL:(919)549-1400
This report shall not be reproduced except in full, without the written approval of UL LLC

HIGH CHANNEL RESULTS

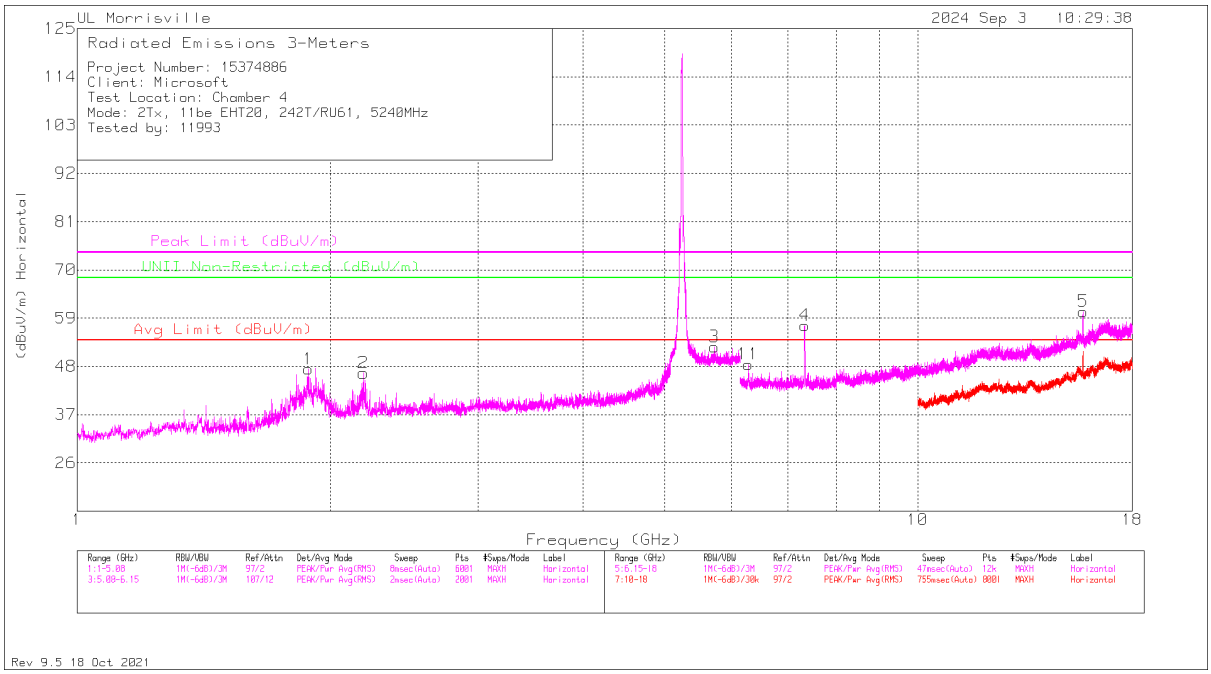

HORIZONTAL

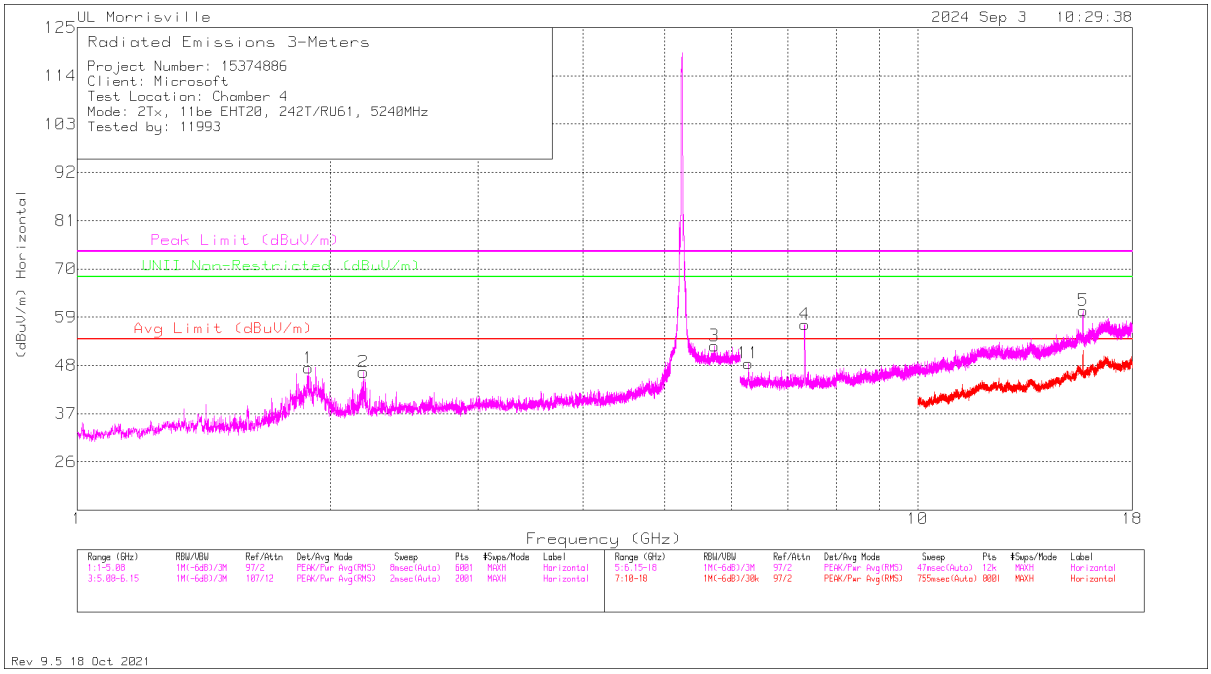

VERTICAL

UL LLC
12 Laboratory Drive, Research Triangle Park, NC 27709; USA TEL:(919)549-1400

This report shall not be reproduced except in full, without the written approval of UL LLC

RADIATED EMISSIONS

Marker	Frequency (GHz)	Meter Reading (dBuV)	Det	89509 ACF (dB/m)	Gain/Loss (dB)	Corrected Reading (dBuV/m)	Avg Limit (dBuV/m)	Margin (dB)	Peak Limit (dBuV/m)	PK Margin (dB)	UNII Non-Restricted (dBuV/m)	PK Margin (dB)	Azimuth (Degs)	Height (cm)	Polarity
6	** 1.9248	52.78	Pk	30.6	-35.7	47.68	54	-6.32	74	-26.32	68.2	-20.52	0-360	200	V
4	* ** 7.33345	52.17	PK-U	35.6	-27	60.77	-	-	74	-13.23	-	-	258	133	H
	* ** 7.3316	40.68	ADV	35.6	-27.1	49.18	54	-4.82	-	-	-	-	258	133	H
5	* ** 15.72567	40.29	PK-U	40.4	-18.3	62.39	-	-	74	-11.61	-	-	246	117	H
	* ** 15.72652	26.43	ADV	40.4	-18.2	48.63	54	-5.37	-	-	-	-	246	117	H
9	* ** 7.33408	49.96	PK-U	35.6	-27	58.56	-	-	74	-15.44	-	-	266	215	V
	* ** 7.33707	38.35	ADV	35.6	-27	46.95	54	-7.05	-	-	-	-	266	215	V
10	* ** 15.71716	38.76	PK-U	40.3	-18.6	60.46	-	-	74	-13.54	-	-	202	199	V
	* ** 15.71885	25.92	ADV	40.3	-18.6	47.62	54	-6.38	-	-	-	-	202	199	V
1	1.88264	52.31	Pk	30.7	-35.6	47.41	-	-	-	-	68.2	-20.79	0-360	100	H
2	2.19	50.5	Pk	31.6	-35.6	46.5	-	-	-	-	68.2	-21.7	0-360	100	H
7	3.06856	46.23	Pk	33.1	-34.7	44.63	-	-	-	-	68.2	-23.57	0-360	200	V
3	5.72842	35.85	Pk	34.7	-18.1	52.45	-	-	-	-	68.2	-15.75	0-360	100	H
11	6.28331	40.68	Pk	35.4	-27.6	48.48	-	-	-	-	68.2	-19.72	0-360	100	H
8	6.28726	41.26	Pk	35.4	-27.7	48.96	-	-	-	-	68.2	-19.24	0-360	200	V

* - indicates frequency in CFR47 Pt 15 / IC RSS-Restricted Band
** - indicates frequency in Taiwan NCC LP0002 Restricted Band
Pk - Peak detector
PK-U - Maximum Peak
ADV - Linear Voltage Average

UL LLC
12 Laboratory Drive, Research Triangle Park, NC 27709; USA TEL:(919)549-1400
This report shall not be reproduced except in full, without the written approval of UL LLC

10.1.7. TX ABOVE 1 GHz 802.11BE EHT40 MODE IN THE 5.2 GHz BAND

TX ABOVE 1 GHz 802.11be EHT40 484T MODE IN THE 5.2 GHz BAND

2TX CHAIN 0 + CHAIN 1 MODE (Low Gain) 5190 MHz

SUMMED BANDEDGE DATA (Pk)

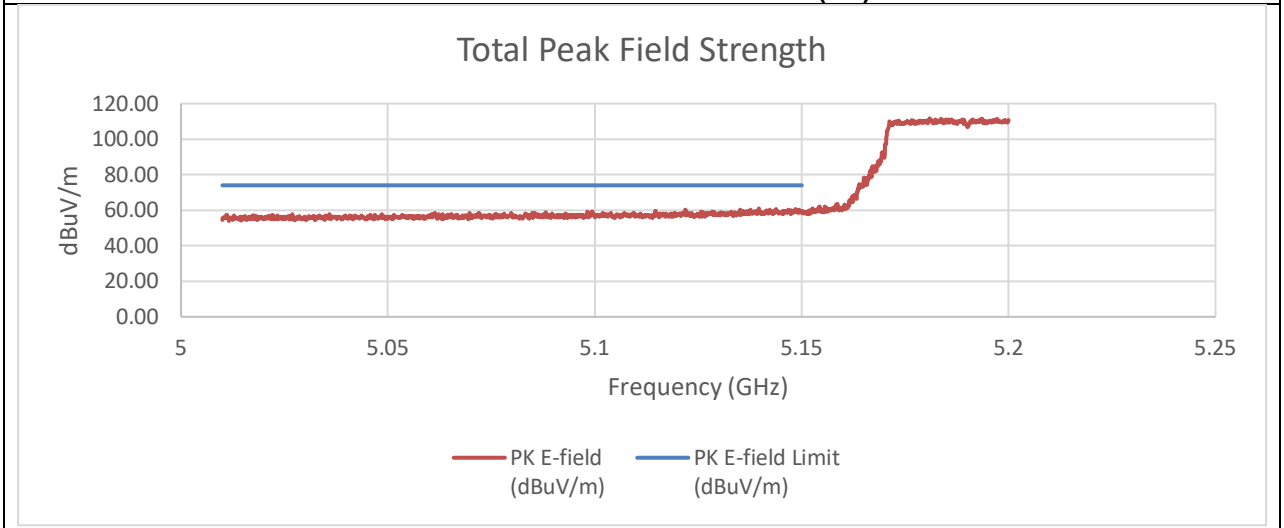

SUMMED BANDEDGE DATA (Av)

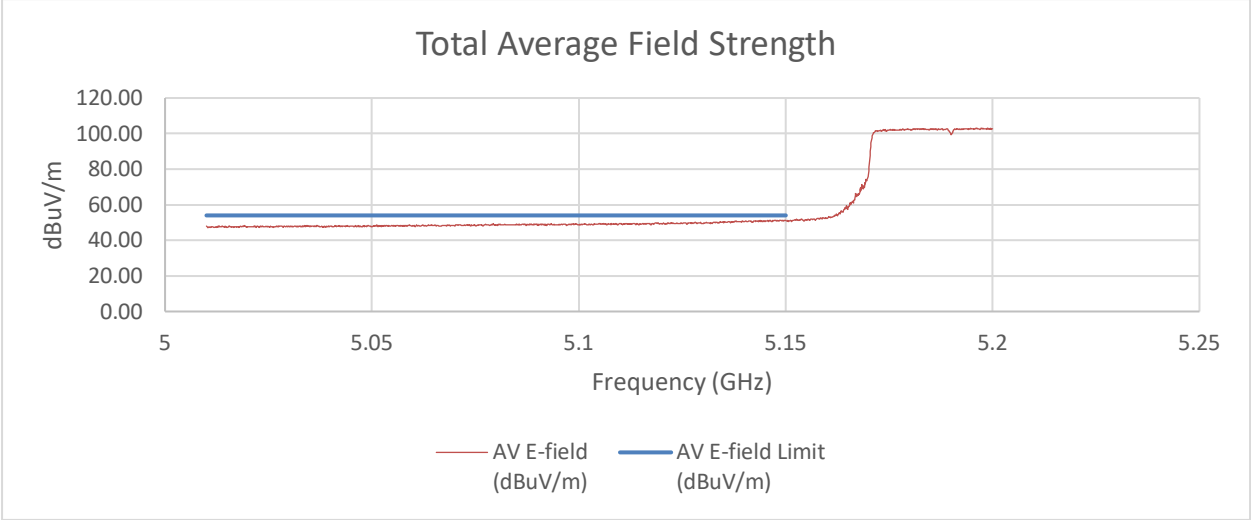

Summed Pk and Av Data at Restricted Band

Frequency (GHz)	PK Reading C1 (dBm)	PK Reading C2 (dBm)	PK EIRP (dBm)	PK E-field (dBuV/m)	PK E-field Limit (dBuV/m)	Margin (dB)
5.15	-46.45	-48.95	-36.30	58.96	74.00	-15.04
Frequency (GHz)	**AV Reading C1 (dBm)**	**AV Reading C2 (dBm)**	**AV EIRP (dBm)**	**AV E-field (dBuV/m)**	**AV E-field Limit (dBuV/m)**	**Margin (dB)**
5.15	-54.27	-56.91	-44.17	51.09	54.00	-2.91

An array gain of 8.21 dBi was used in the calculation of the summed data.

UL LLC
12 Laboratory Drive, Research Triangle Park, NC 27709; USA TEL:(919)549-1400
This report shall not be reproduced except in full, without the written approval of UL LLC

2TX CHAIN 0 + CHAIN 1 MODE (Low Gain) 5230 MHz

SUMMED BANDEDGE DATA (Pk)

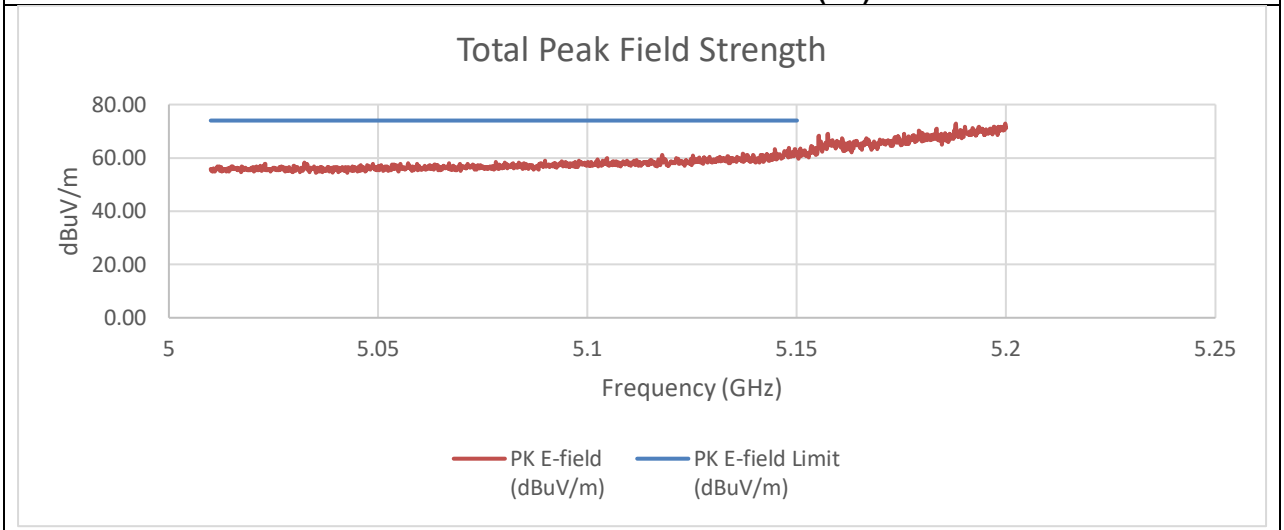

SUMMED BANDEDGE DATA (Av)

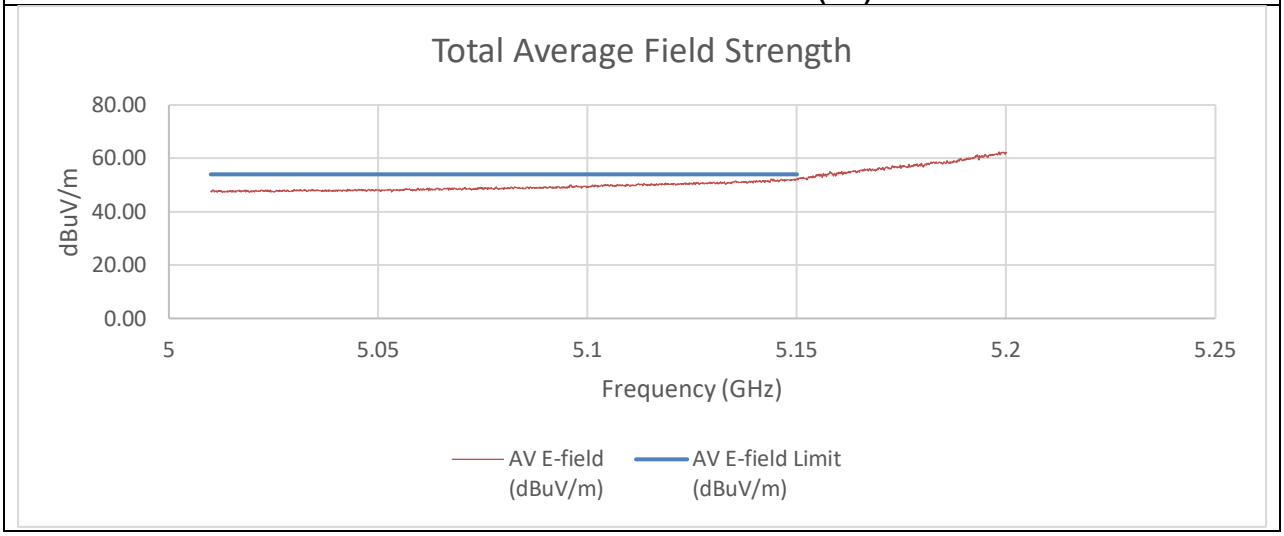

Summed Pk and Av Data at Restricted Band

Frequency (GHz)	PK Reading C1 (dBm)	PK Reading C2 (dBm)	PK EIRP (dBm)	PK E-field (dBuV/m)	PK E-field Limit (dBuV/m)	Margin (dB)
5.15	-42.62	-47.43	-33.17	62.09	74.00	-11.91
Frequency (GHz)	**AV Reading C1 (dBm)**	**AV Reading C2 (dBm)**	**AV EIRP (dBm)**	**AV E-field (dBuV/m)**	**AV E-field Limit (dBuV/m)**	**Margin (dB)**
5.15	-54.02	-54.68	-43.12	52.14	54.00	-1.86

An array gain of 8.21 dBi was used in the calculation of the summed data.

UL LLC
12 Laboratory Drive, Research Triangle Park, NC 27709; USA TEL:(919)549-1400
This report shall not be reproduced except in full, without the written approval of UL LLC

2TX CHAIN 0 + CHAIN 1 MODE (Mid Gain) 5190 MHz

SUMMED BANDEDGE DATA (Pk)

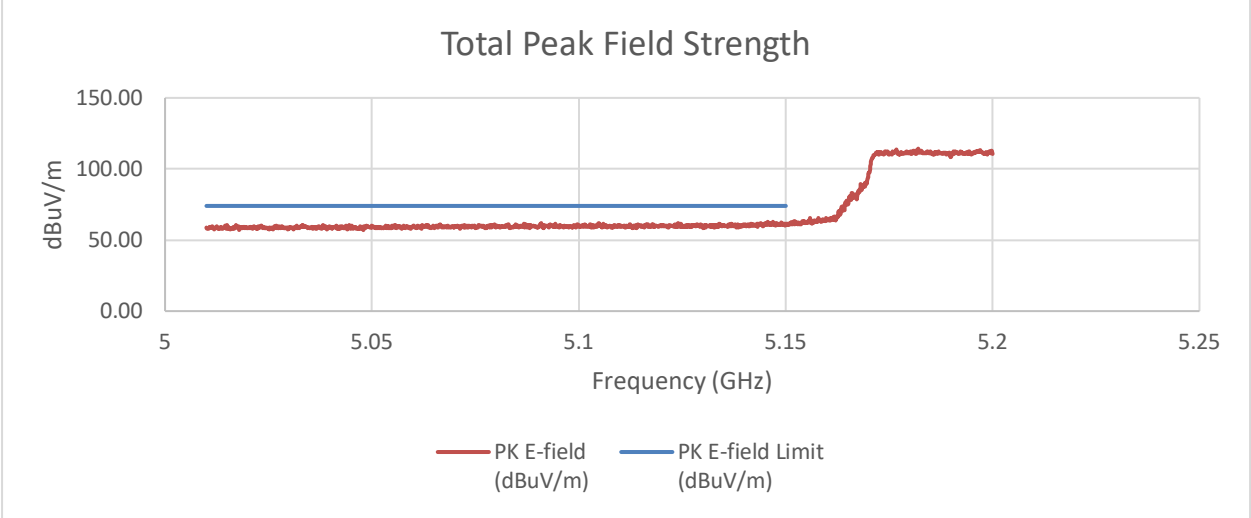

SUMMED BANDEDGE DATA (Av)

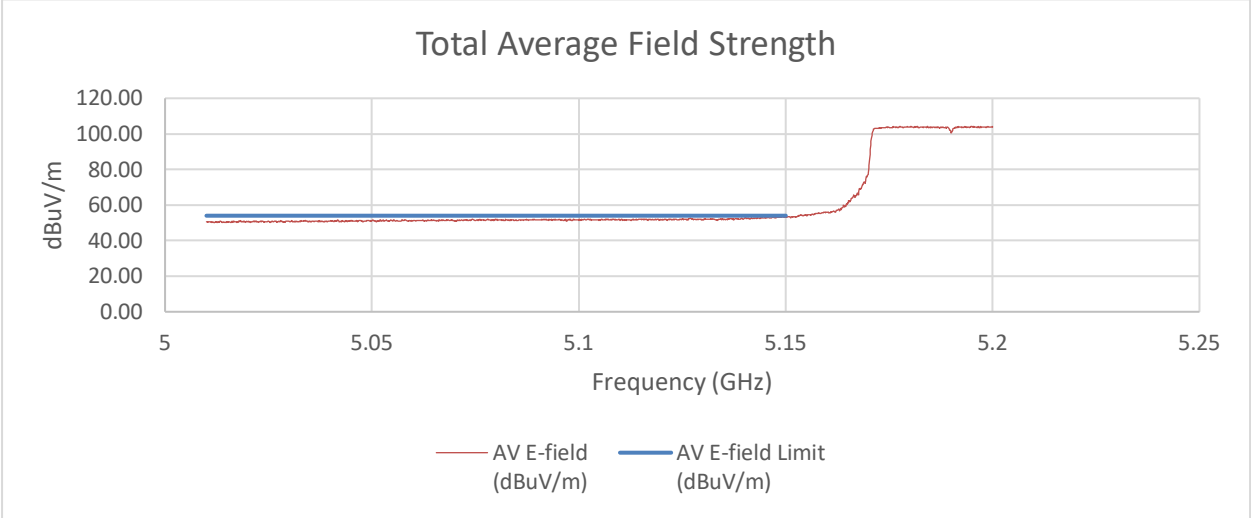

Summed Pk and Av Data at Restricted Band

Frequency (GHz)	PK Reading C1 (dBm)	PK Reading C2 (dBm)	PK EIRP (dBm)	PK E-field (dBuV/m)	PK E-field Limit (dBuV/m)	Margin (dB)
5.15	-49.94	-46.76	-34.74	60.51	74.00	-13.49
Frequency (GHz)	**AV Reading C1 (dBm)**	**AV Reading C2 (dBm)**	**AV EIRP (dBm)**	**AV E-field (dBuV/m)**	**AV E-field Limit (dBuV/m)**	**Margin (dB)**
5.15	-57.37	-54.01	-42.05	53.21	54.00	-0.79

An array gain of 10.31 dBi was used in the calculation of the summed data.

UL LLC
12 Laboratory Drive, Research Triangle Park, NC 27709; USA TEL:(919)549-1400
This report shall not be reproduced except in full, without the written approval of UL LLC

2TX CHAIN 0 + CHAIN 1 MODE (Mid Gain) 5230 MHz

SUMMED BANDEDGE DATA (Pk)

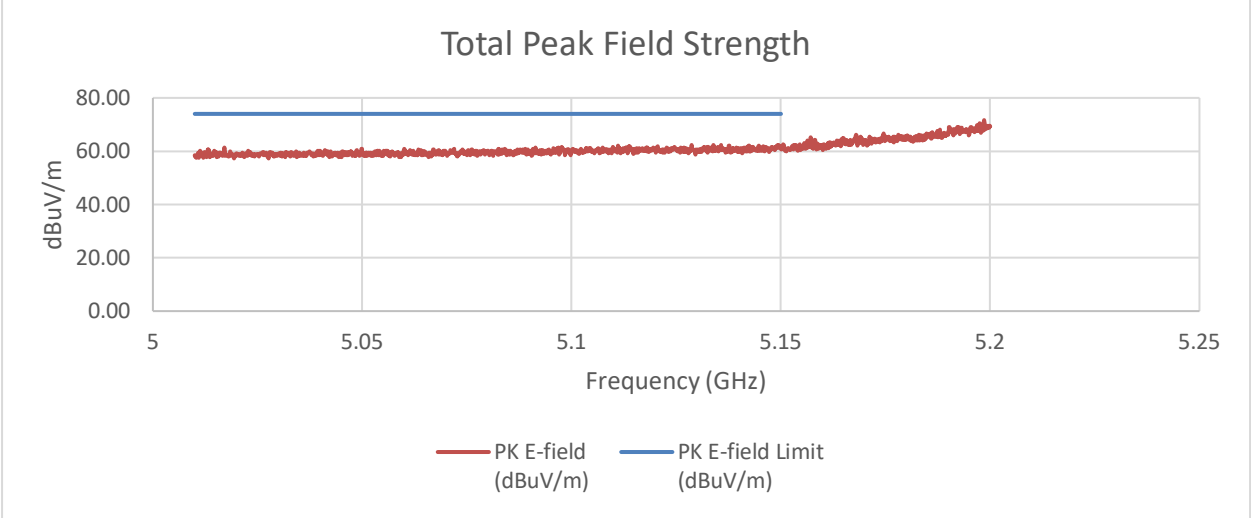

SUMMED BANDEDGE DATA (Av)

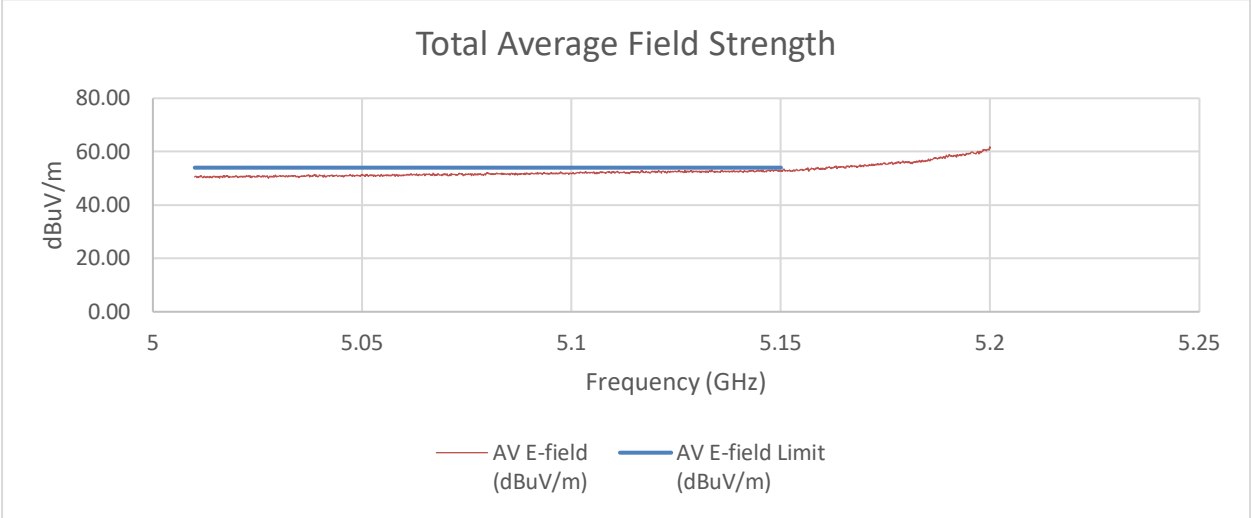

Summed Pk and Av Data at Restricted Band

Frequency (GHz)	PK Reading C1 (dBm)	PK Reading C2 (dBm)	PK EIRP (dBm)	PK E-field (dBuV/m)	PK E-field Limit (dBuV/m)	Margin (dB)
5.15	-46.02	-47.46	-33.36	61.90	74.00	-12.10
Frequency (GHz)	**AV Reading C1 (dBm)**	**AV Reading C2 (dBm)**	**AV EIRP (dBm)**	**AV E-field (dBuV/m)**	**AV E-field Limit (dBuV/m)**	**Margin (dB)**
5.15	-56.23	-55.16	-42.34	52.92	54.00	-1.08

An array gain of 10.31 dBi was used in the calculation of the summed data.

UL LLC
12 Laboratory Drive, Research Triangle Park, NC 27709; USA TEL:(919)549-1400
This report shall not be reproduced except in full, without the written approval of UL LLC

2TX CHAIN 0 + CHAIN 1 MODE (High Gain) 5190 MHz

PK MEASUREMENT

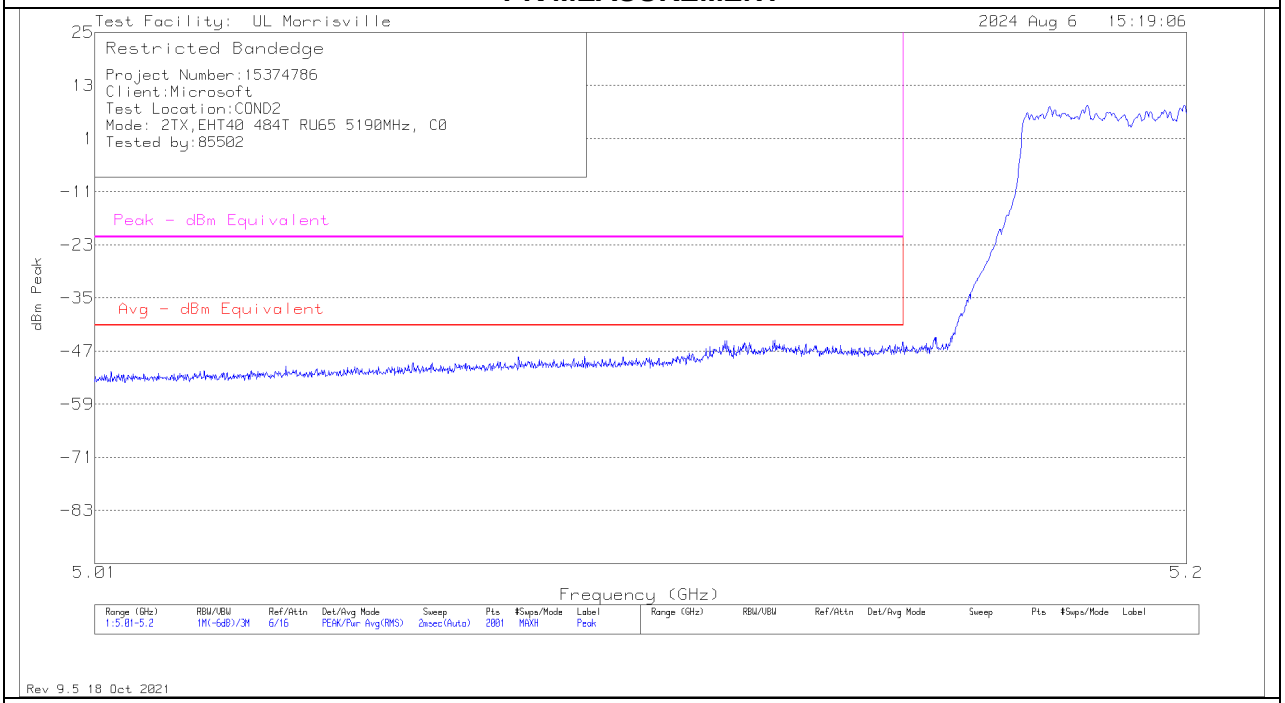

AVERAGE MEASUREMENT

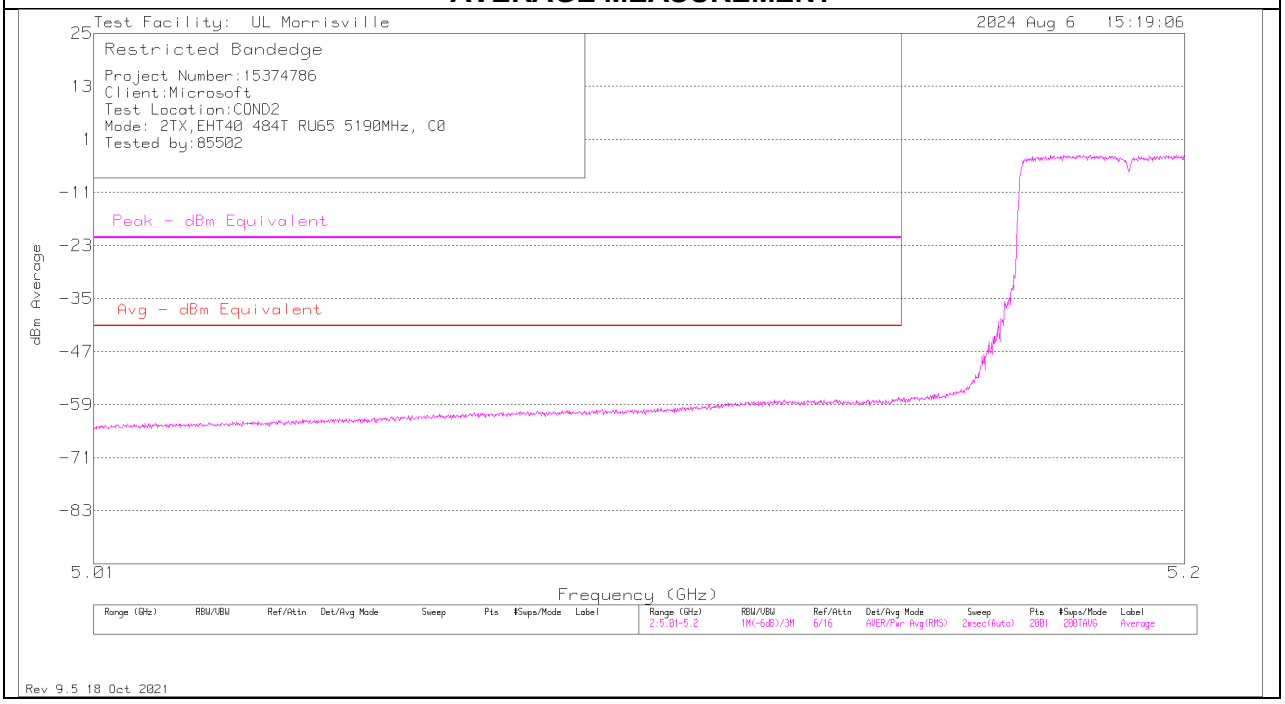

UL LLC
12 Laboratory Drive, Research Triangle Park, NC 27709; USA TEL:(919)549-1400

This report shall not be reproduced except in full, without the written approval of UL LLC

SUMMED BANDEDGE DATA (Pk)

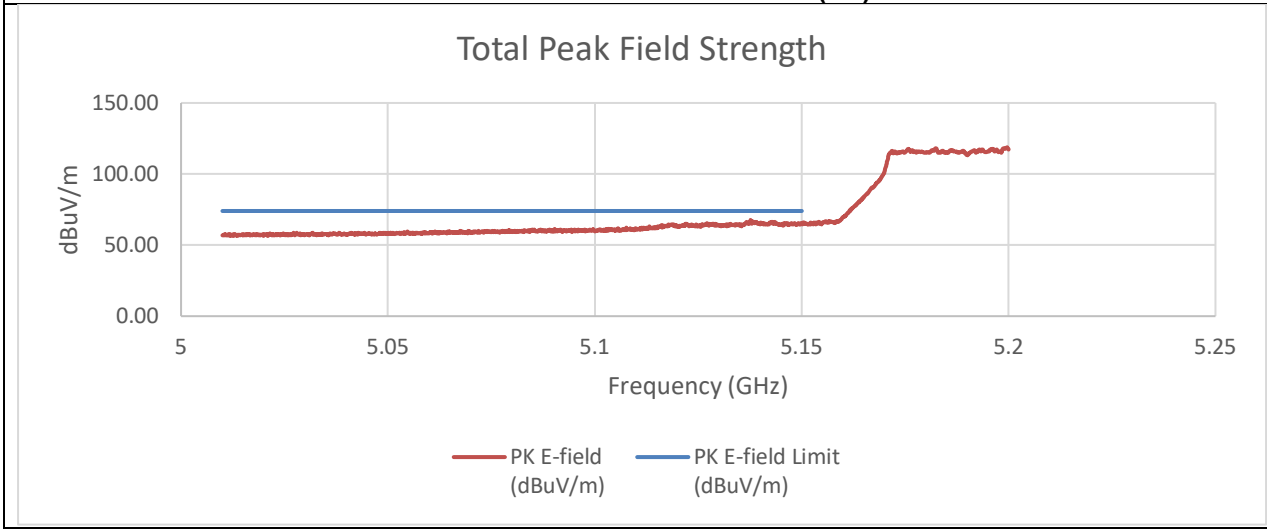

SUMMED BANDEDGE DATA (Av)

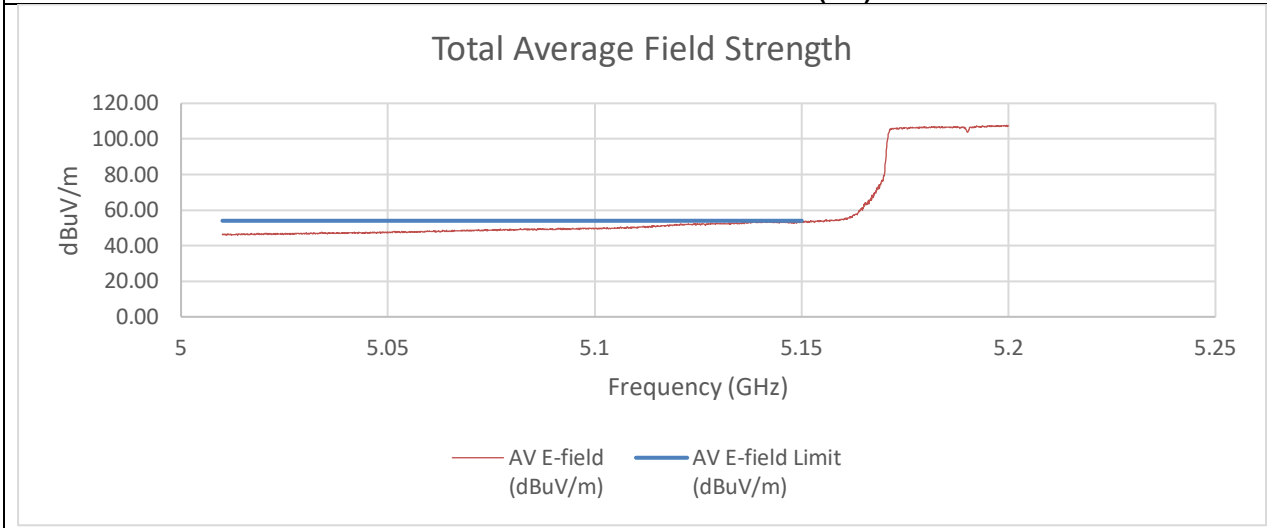

Summed Pk and Av Data at Restricted Band

Frequency (GHz)	PK Reading C1 (dBm)	PK Reading C2 (dBm)	PK EIRP (dBm)	PK E-field (dBuV/m)	PK E-field Limit (dBuV/m)	Margin (dB)
5.15	-44.98	-43.76	-29.65	65.61	74.00	-8.39
Frequency (GHz)	**PK Reading C1 (dBm)**	**PK Reading C2 (dBm)**	**PK EIRP (dBm)**	**PK E-field (dBuV/m)**	**PK E-field Limit (dBuV/m)**	**Margin (dB)**
5.15	-58.00	-55.77	-42.06	53.19	54.00	-0.81

An array gain of 11.67 dBi was used in the calculation of the summed data.

UL LLC
12 Laboratory Drive, Research Triangle Park, NC 27709; USA TEL:(919)549-1400
This report shall not be reproduced except in full, without the written approval of UL LLC

10.1.8. TX ABOVE 1 GHz 802.11BE EHT80 MODE IN THE 5.2 GHz BAND

TX ABOVE 1 GHz 802.11be EHT80 484T+242T (C) MODE IN THE 5.2 GHz BAND

2TX CHAIN 0 + CHAIN 1 MODE (Low Gain) 5210 MHz

SUMMED BANDEDGE DATA (Pk) Fast Method

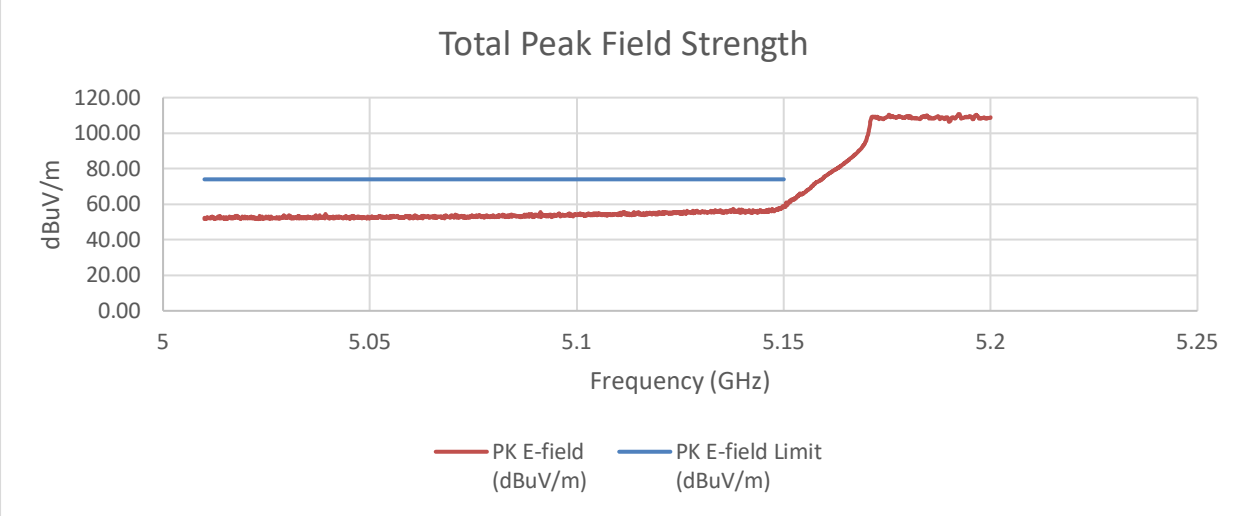

SUMMED BANDEDGE DATA (Av) Fast Method

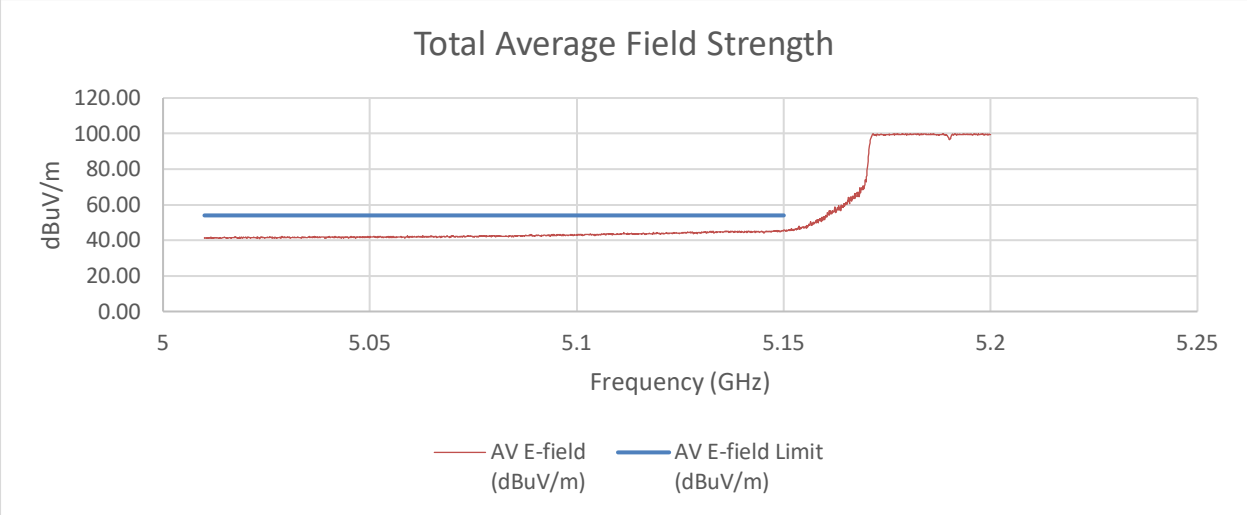

UL LLC
12 Laboratory Drive, Research Triangle Park, NC 27709; USA TEL:(919)549-1400
This report shall not be reproduced except in full, without the written approval of UL LLC

SUMMED BANDEDGE DATA (Pk) Slow Sweep

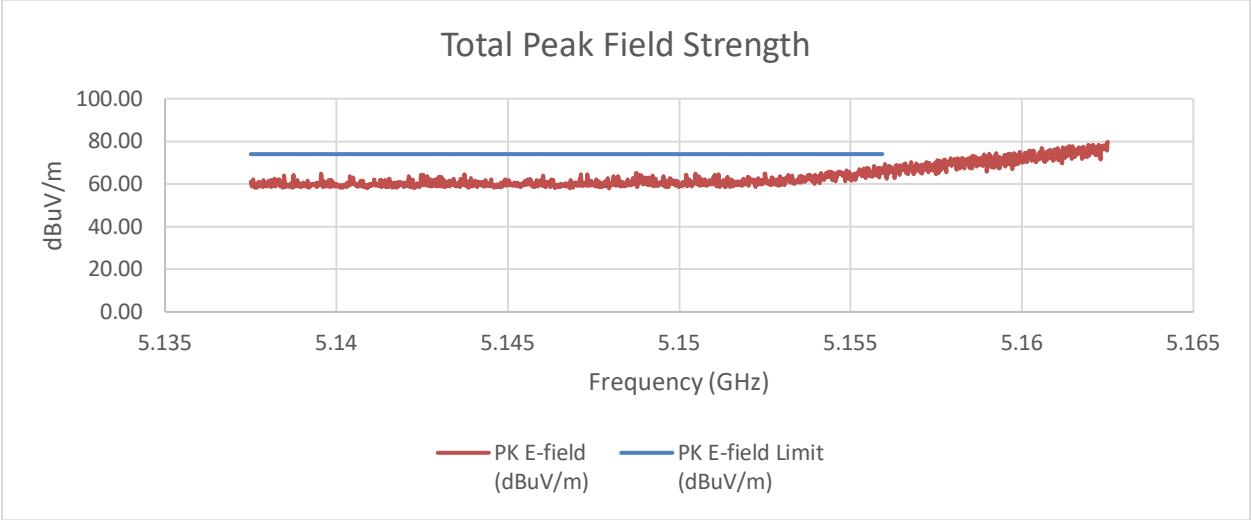

SUMMED BANDEDGE DATA (Av) Slow Sweep

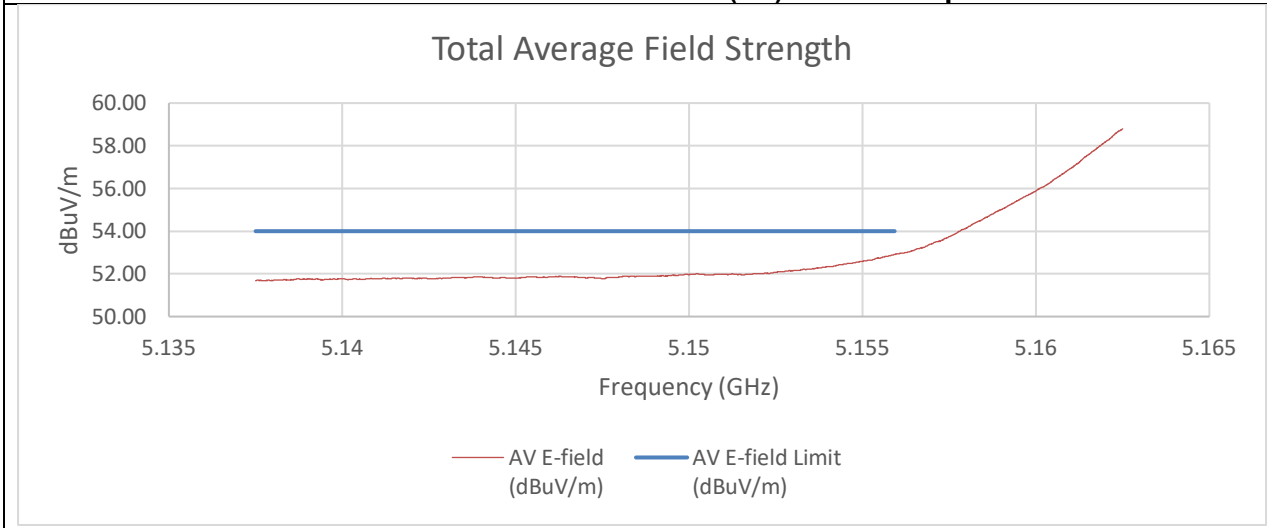

Summed Pk and Av Data at Restricted Band

Frequency (GHz)	PK Reading C1 (dBm)	PK Reading C2 (dBm)	PK EIRP (dBm)	PK E-field (dBuV/m)	PK E-field Limit (dBuV/m)	Margin (dB)
5.15	-46.18	-46.72	-35.22	60.04	74.00	-13.96
Frequency (GHz)	**AV Reading C1 (dBm)**	**AV Reading C2 (dBm)**	**AV EIRP (dBm)**	**AV E-field (dBuV/m)**	**AV E-field Limit (dBuV/m)**	**Margin (dB)**
5.15	-54.02	-55.06	-43.29	51.97	54.00	-2.03

An array gain of 8.21 dBi was used in the calculation of the summed data. Fast sweep was performed just to show that no other emissions existed outside of the frequencies observed by the slow sweep measurement.

This report shall not be reproduced except in full, without the written approval of UL LLC

2TX CHAIN 0 + CHAIN 1 MODE (Mid Gain) 5210 MHz

SUMMED BANDEDGE DATA (Pk) Fast Method

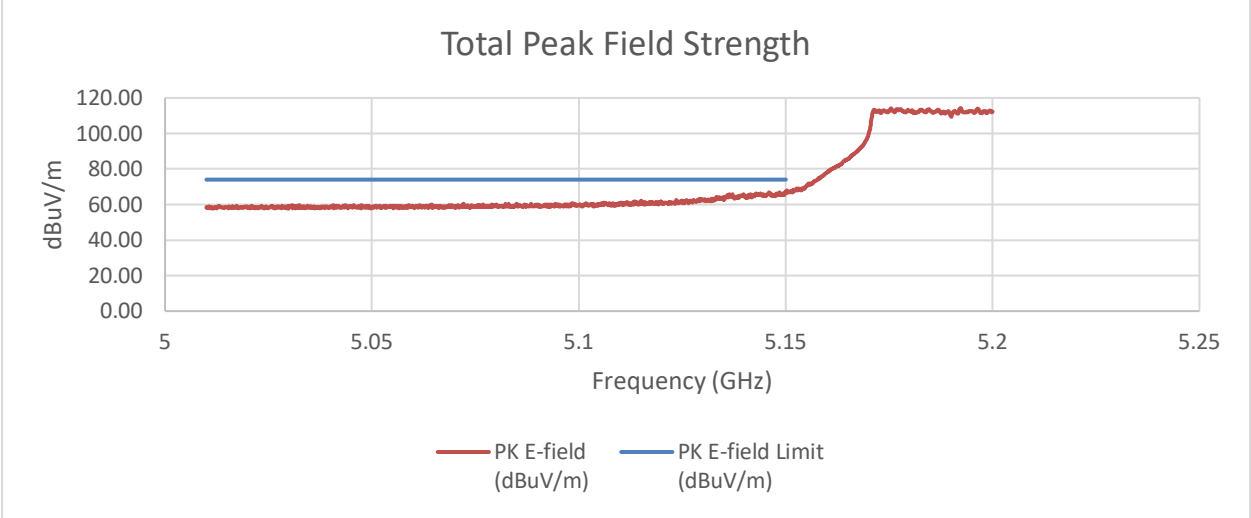

SUMMED BANDEDGE DATA (Av) Fast Method

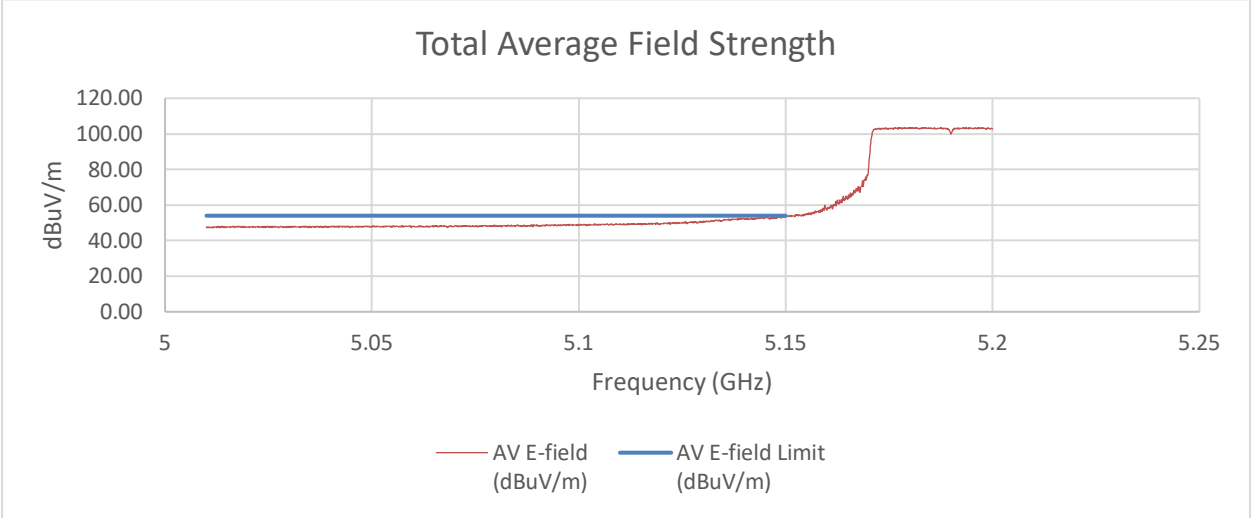

UL LLC
12 Laboratory Drive, Research Triangle Park, NC 27709; USA TEL:(919)549-1400
This report shall not be reproduced except in full, without the written approval of UL LLC

SUMMED BANDEDGE DATA (Pk) Slow Sweep

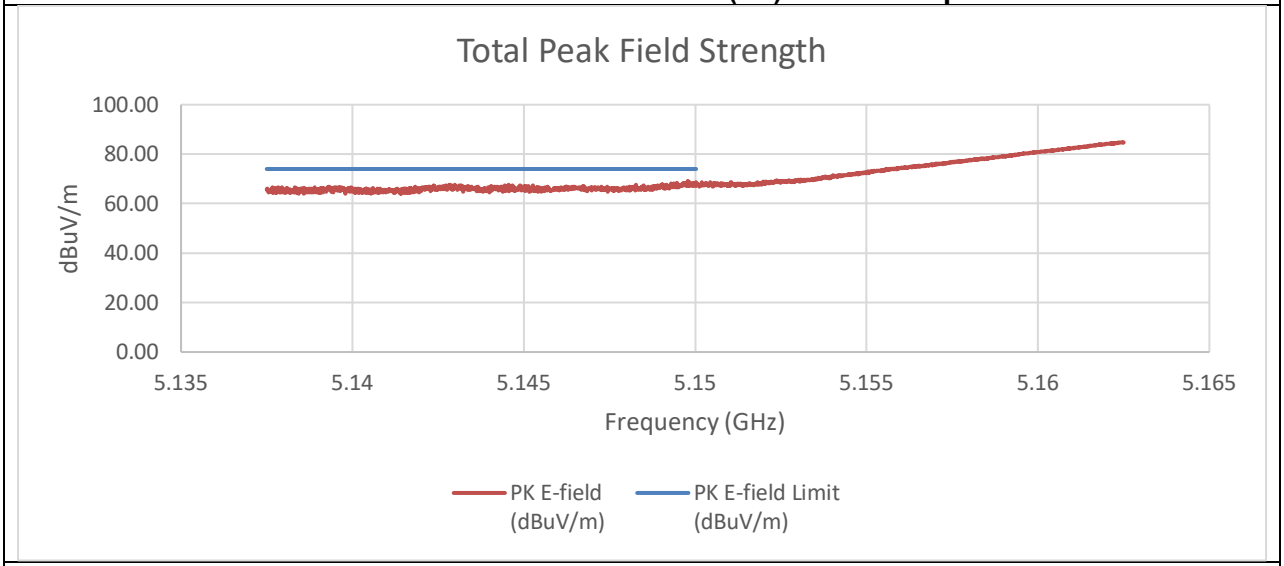

SUMMED BANDEDGE DATA (Av) Slow Sweep

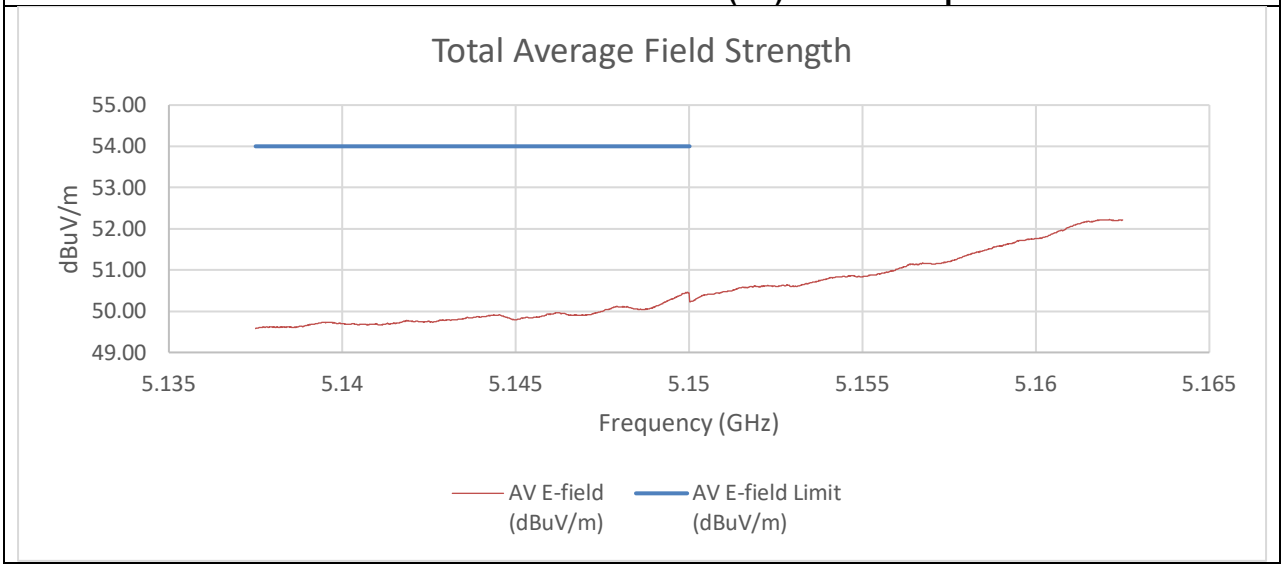

Summed Pk and Av Data at Restricted Band

Frequency (GHz)	PK Reading C1 (dBm)	PK Reading C2 (dBm)	PK EIRP (dBm)	PK E-field (dBuV/m)	PK E-field Limit (dBuV/m)	Margin (dB)
5.15	-41.86	-40.71	-27.93	67.33	74.00	-6.67
Frequency (GHz)	**AV Reading C1 (dBm)**	**AV Reading C2 (dBm)**	**AV EIRP (dBm)**	**AV E-field (dBuV/m)**	**AV E-field Limit (dBuV/m)**	**Margin (dB)**
5.15	-59.05	-57.37	-44.81	50.45	54.00	-3.55

An array gain of 10.31 dBi was used in the calculation of the summed data. Fast sweep was performed just to show that no other emissions existed outside of the frequencies observed by the slow sweep measurement.

This report shall not be reproduced except in full, without the written approval of UL LLC

2TX CHAIN 0 + CHAIN 1 MODE (High Gain) 5210 MHz

PK MEASUREMENT

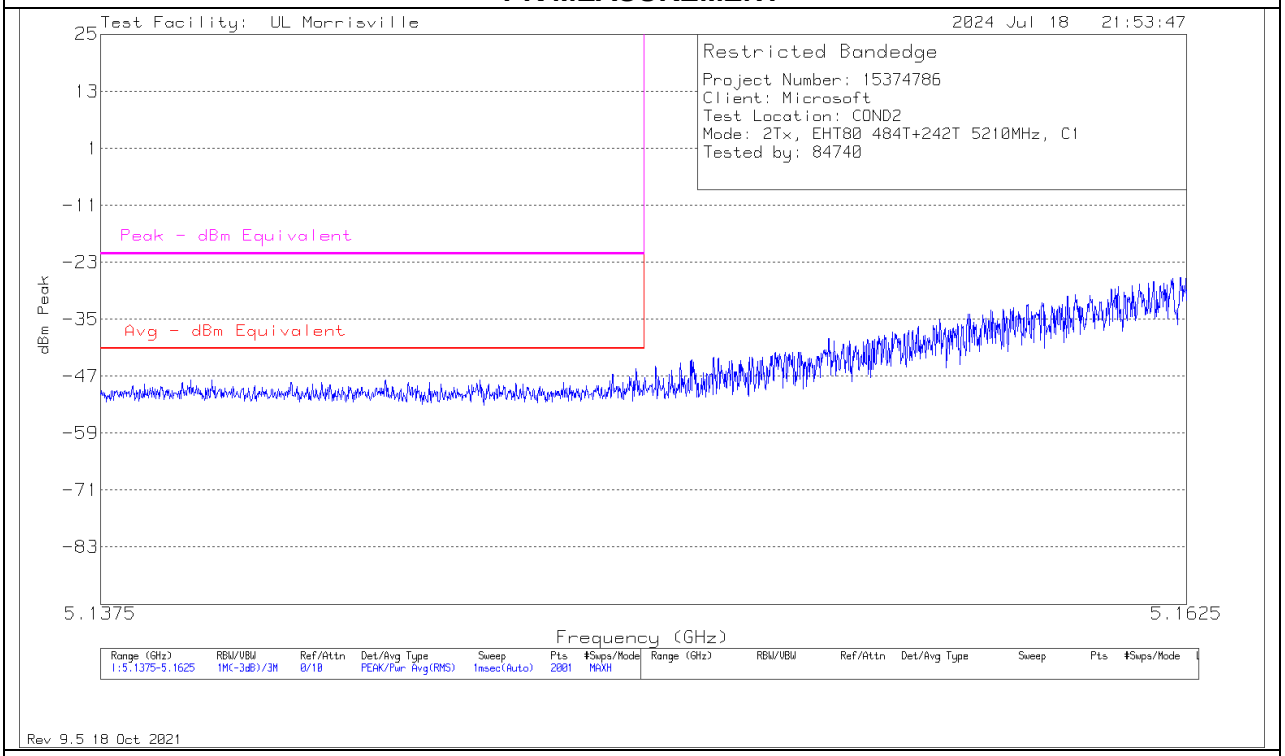

AVERAGE MEASUREMENT

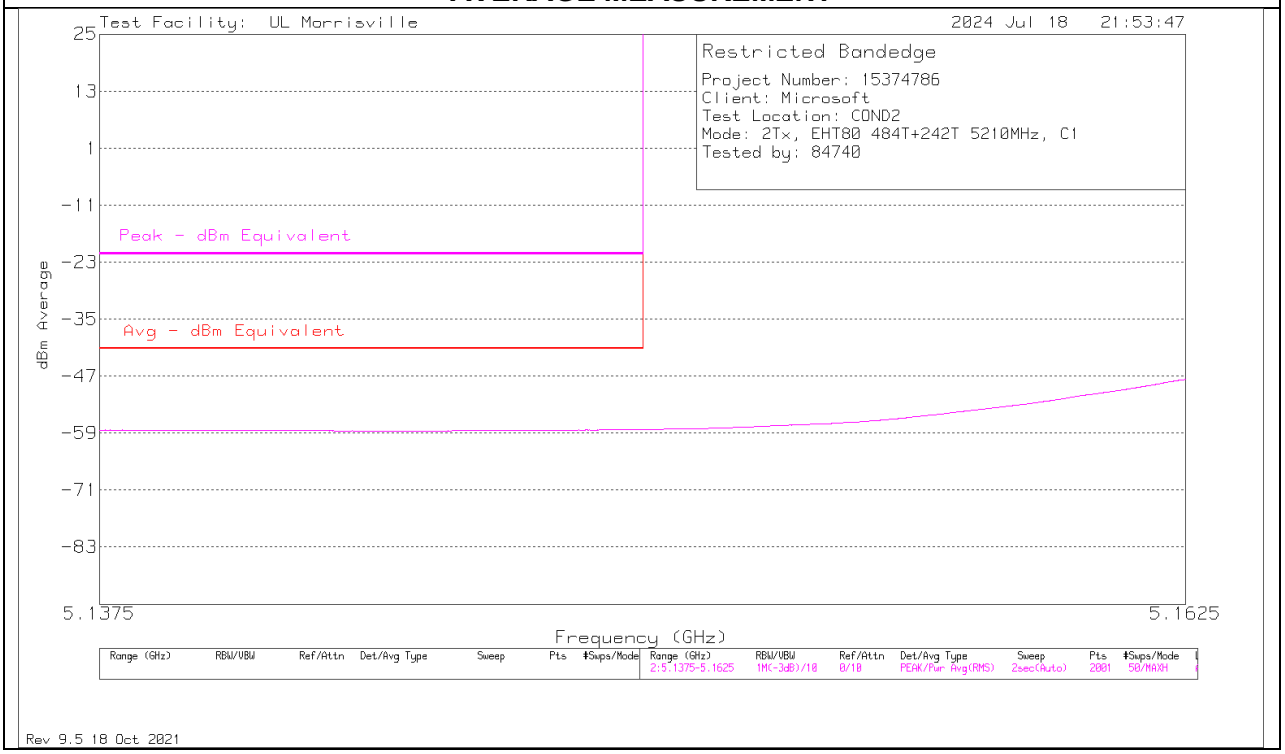

UL LLC
12 Laboratory Drive, Research Triangle Park, NC 27709; USA TEL:(919)549-1400
This report shall not be reproduced except in full, without the written approval of UL LLC

SUMMED BANDEDGE DATA (Pk) Fast Method

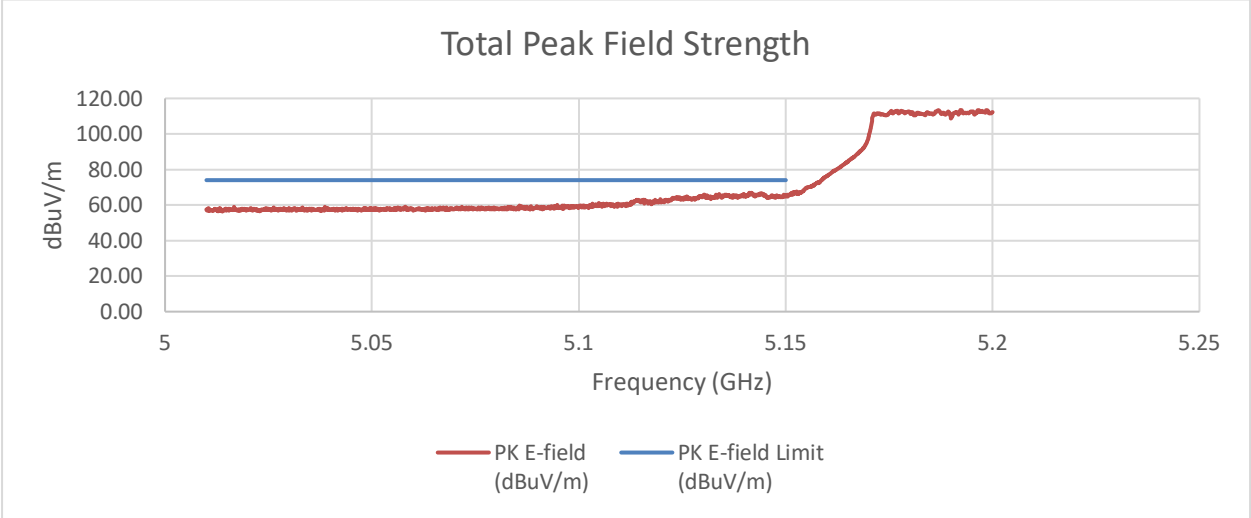

SUMMED BANDEDGE DATA (Av) Fast Method

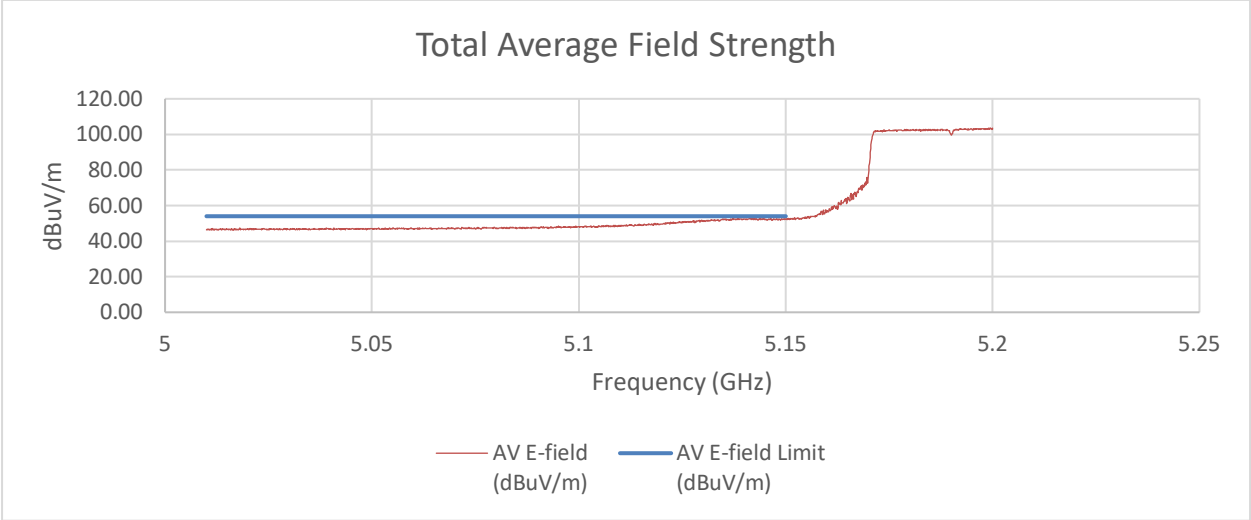

UL LLC
12 Laboratory Drive, Research Triangle Park, NC 27709; USA TEL:(919)549-1400

This report shall not be reproduced except in full, without the written approval of UL LLC

SUMMED BANDEDGE DATA (Pk) Slow Sweep

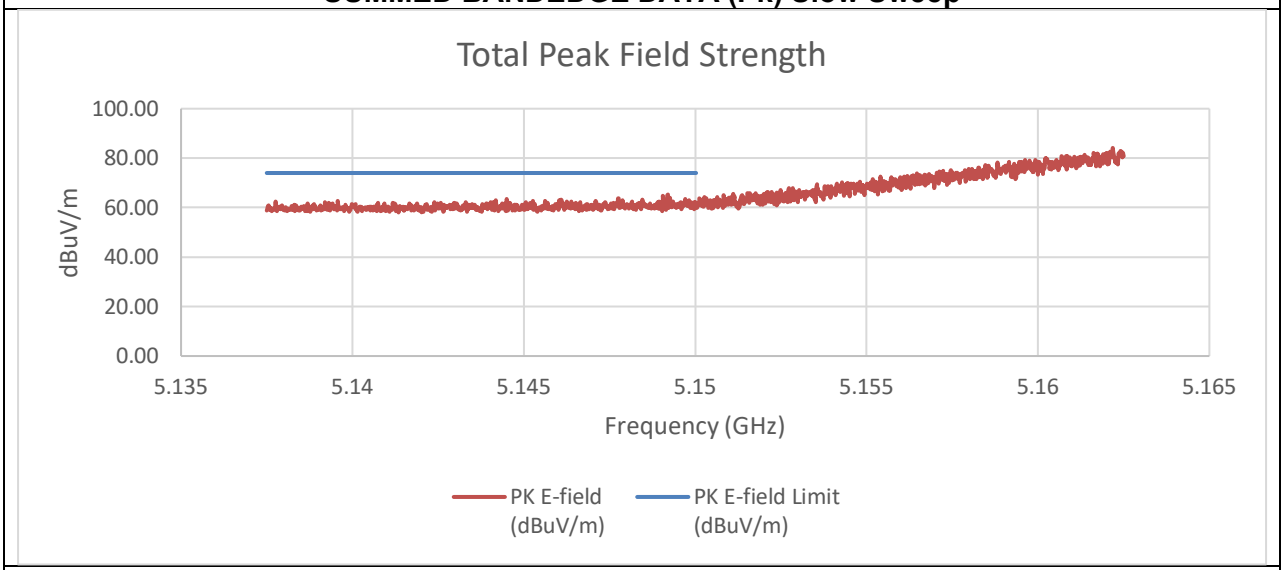

SUMMED BANDEDGE DATA (Av) Slow Sweep

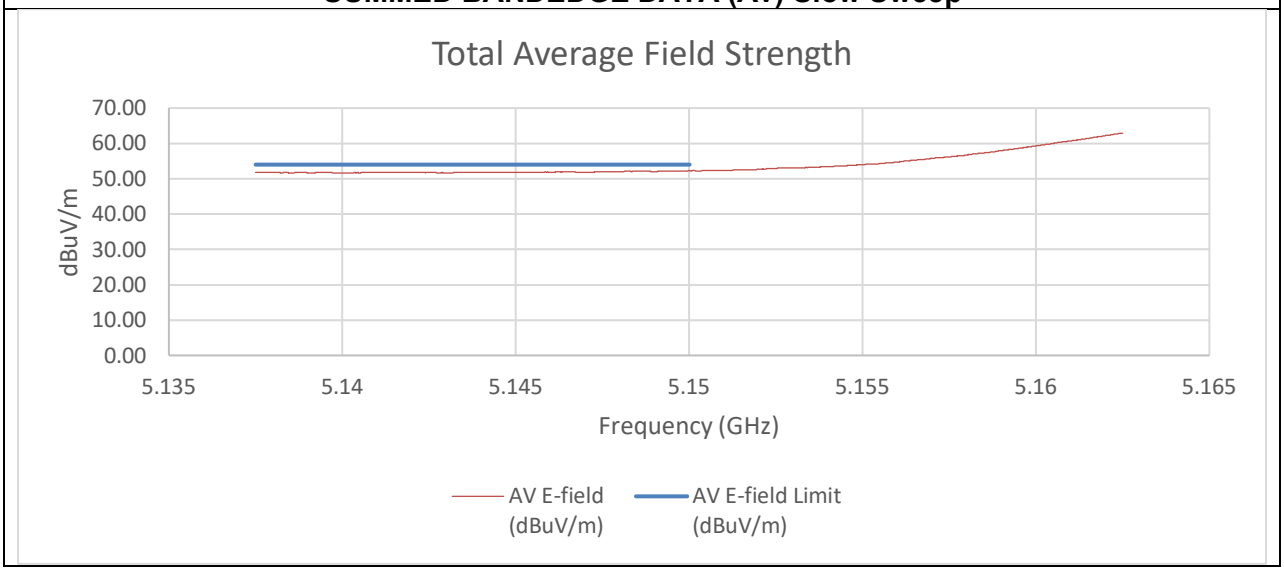

Summed Pk and Av Data at Restricted Band

Frequency (GHz)	PK Reading C1 (dBm)	PK Reading C2 (dBm)	PK EIRP (dBm)	PK E-field (dBuV/m)	PK E-field Limit (dBuV/m)	Margin (dB)
5.15	-47.66	-49.10	-33.64	61.62	74.00	-12.38
Frequency (GHz)	**AV Reading C1 (dBm)**	**AV Reading C2 (dBm)**	**AV EIRP (dBm)**	**AV E-field (dBuV/m)**	**AV E-field Limit (dBuV/m)**	**Margin (dB)**
5.15	-57.19	-58.21	-42.99	52.27	54.00	-1.73

An array gain of 11.67 dBi was used in the calculation of the summed data. Fast sweep was performed just to show that no other emissions existed outside of the frequencies observed by the slow sweep measurement.

UL LLC
12 Laboratory Drive, Research Triangle Park, NC 27709; USA TEL:(919)549-1400
This report shall not be reproduced except in full, without the written approval of UL LLC

TX ABOVE 1 GHz 802.11be EHT80 242T+484T (N) MODE IN THE 5.2 GHz BAND

2TX CHAIN 0 + CHAIN 1 MODE (Low Gain) 5210 MHz

SUMMED BANDEDGE DATA (Pk) Fast Method

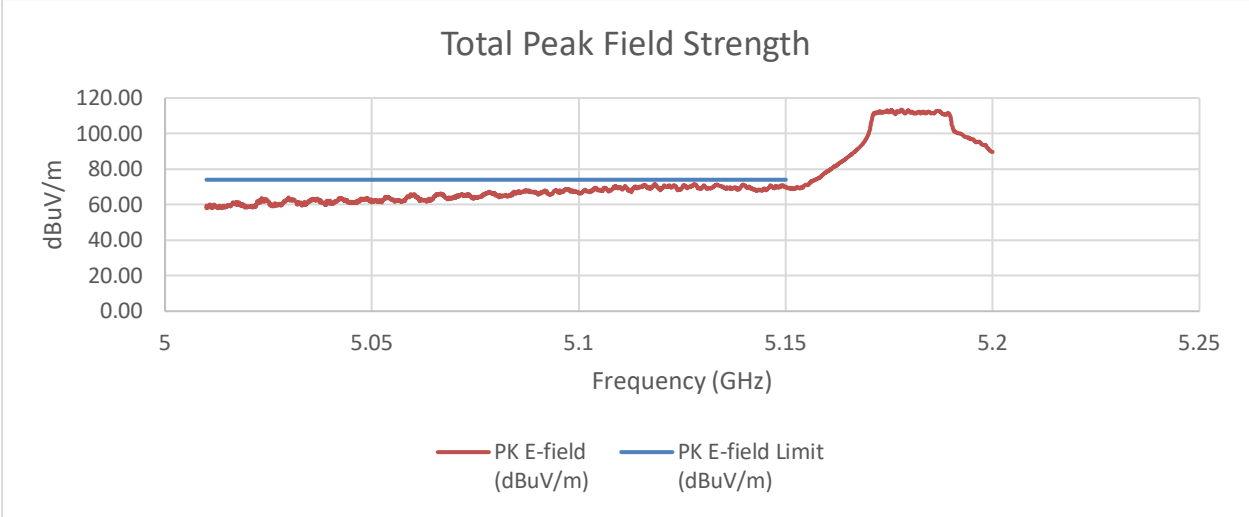

SUMMED BANDEDGE DATA (Av) Fast Method

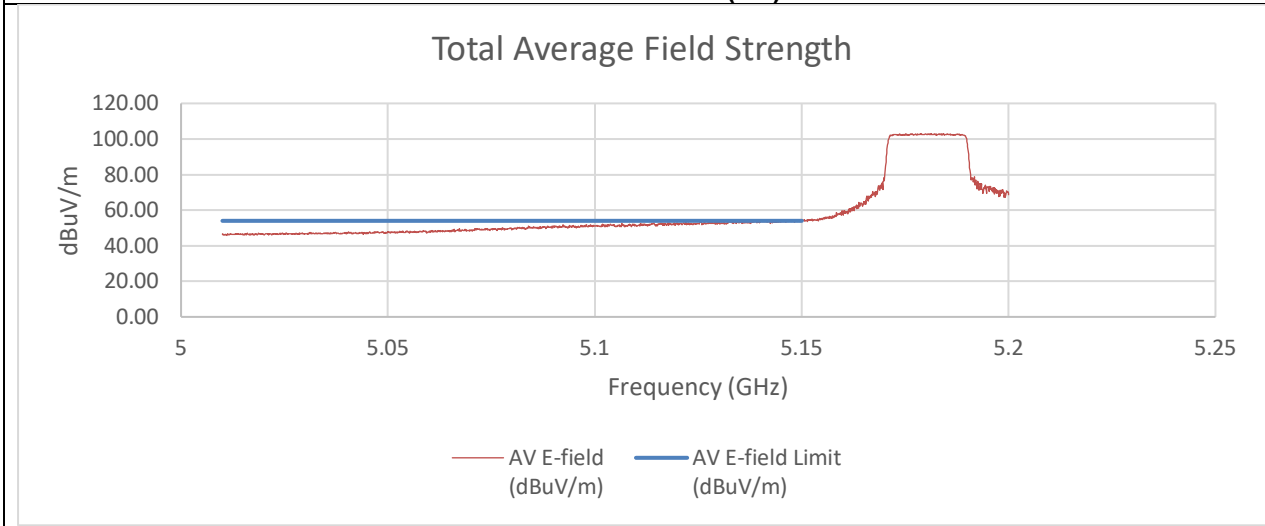

UL LLC
12 Laboratory Drive, Research Triangle Park, NC 27709; USA TEL:(919)549-1400
This report shall not be reproduced except in full, without the written approval of UL LLC

SUMMED BANDEDGE DATA (Pk) Slow Sweep

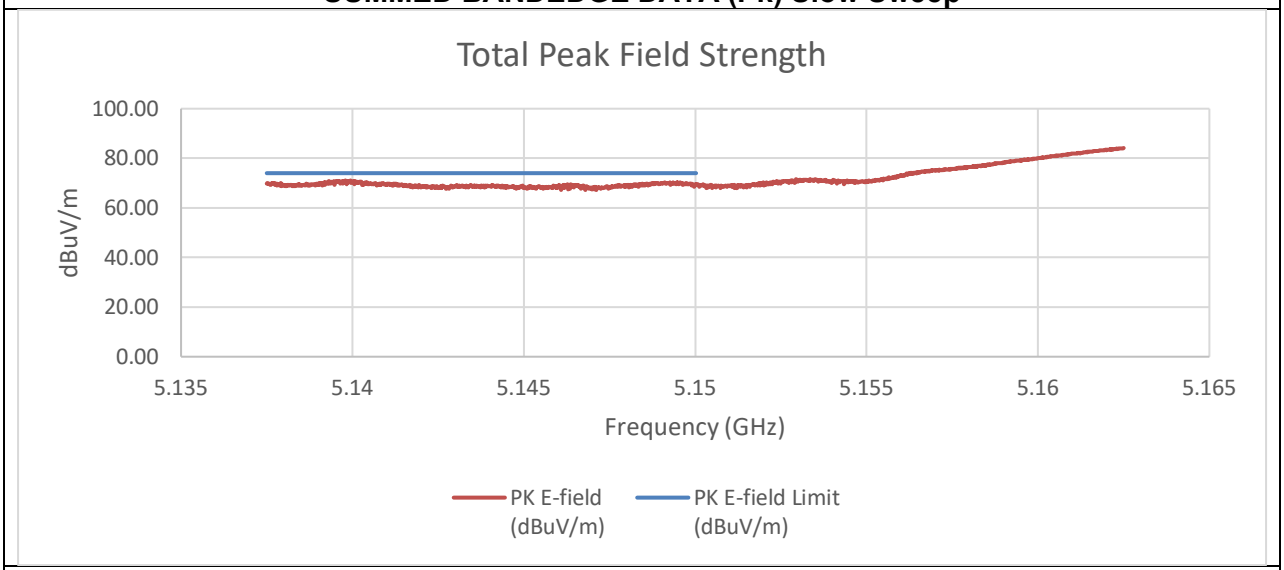

SUMMED BANDEDGE DATA (Av) Slow Sweep

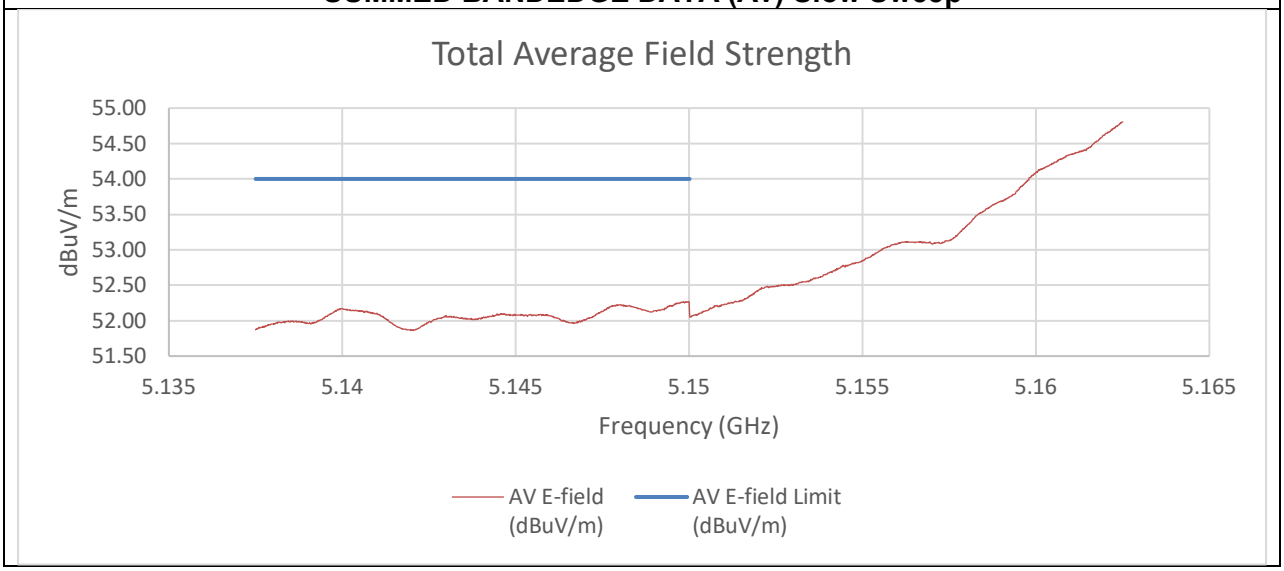

Summed Pk and Av Data at Restricted Band

Frequency (GHz)	PK Reading C1 (dBm)	PK Reading C2 (dBm)	PK EIRP (dBm)	PK E-field (dBuV/m)	PK E-field Limit (dBuV/m)	Margin (dB)
5.15	-35.99	-38.31	-25.78	69.48	74.00	-4.52
Frequency (GHz)	**AV Reading C1 (dBm)**	**AV Reading C2 (dBm)**	**AV EIRP (dBm)**	**AV E-field (dBuV/m)**	**AV E-field Limit (dBuV/m)**	**Margin (dB)**
5.15	-54.46	-53.97	-42.99	52.27	54.00	-1.73

An array gain of 8.21 dBi was used in the calculation of the summed data. Fast sweep was performed just to show that no other emissions existed outside of the frequencies observed by the slow sweep measurement.

This report shall not be reproduced except in full, without the written approval of UL LLC

2TX CHAIN 0 + CHAIN 1 MODE (Mid Gain) 5210 MHz

SUMMED BANDEDGE DATA (Pk) Fast Method

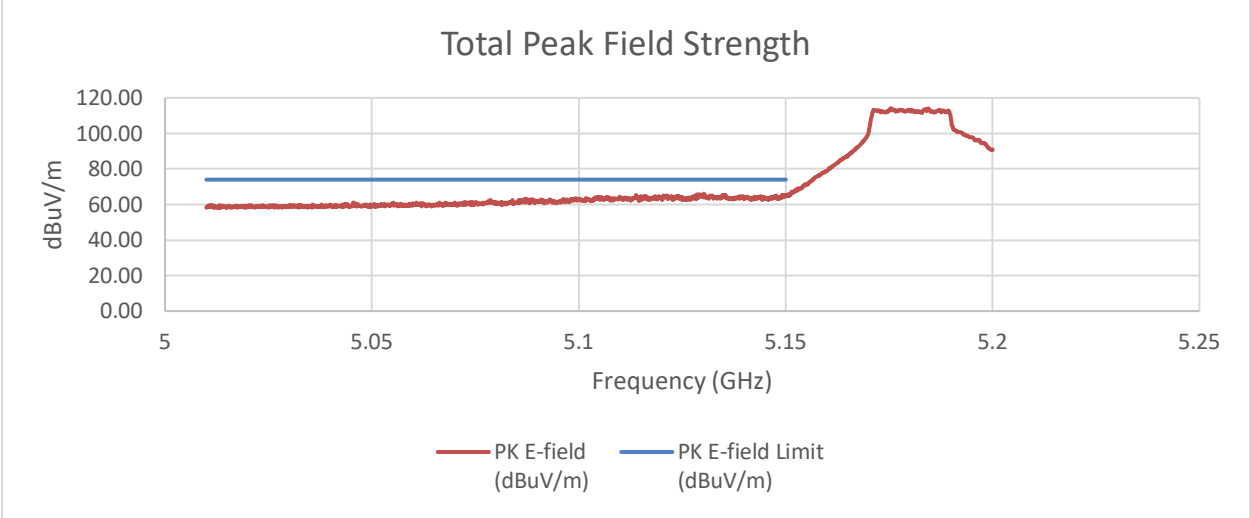

SUMMED BANDEDGE DATA (Av) Fast Method

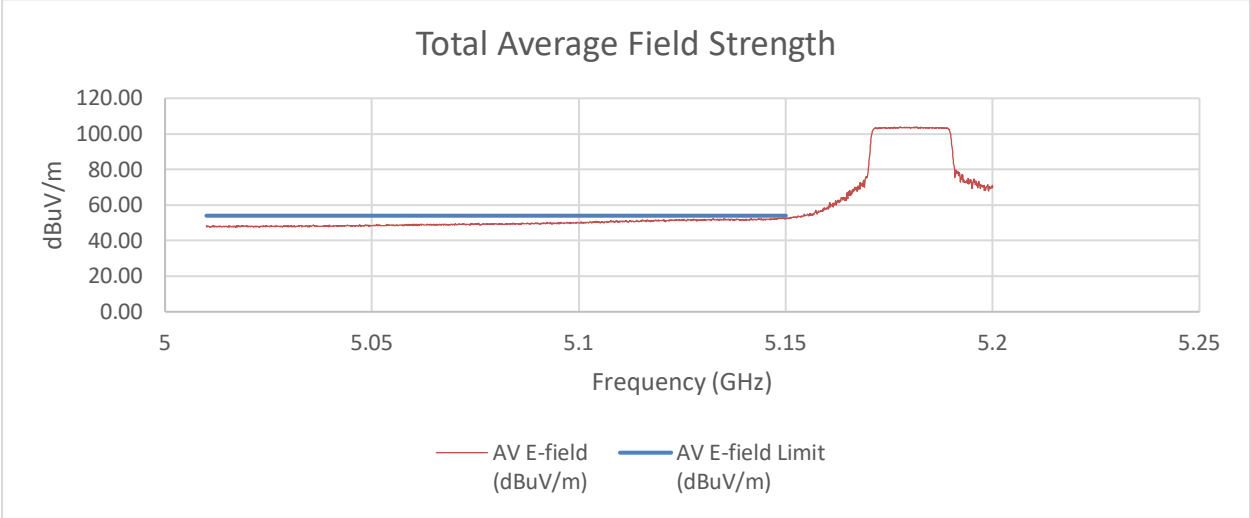

UL LLC
12 Laboratory Drive, Research Triangle Park, NC 27709; USA TEL:(919)549-1400
This report shall not be reproduced except in full, without the written approval of UL LLC

SUMMED BANDEDGE DATA (Pk) Slow Sweep

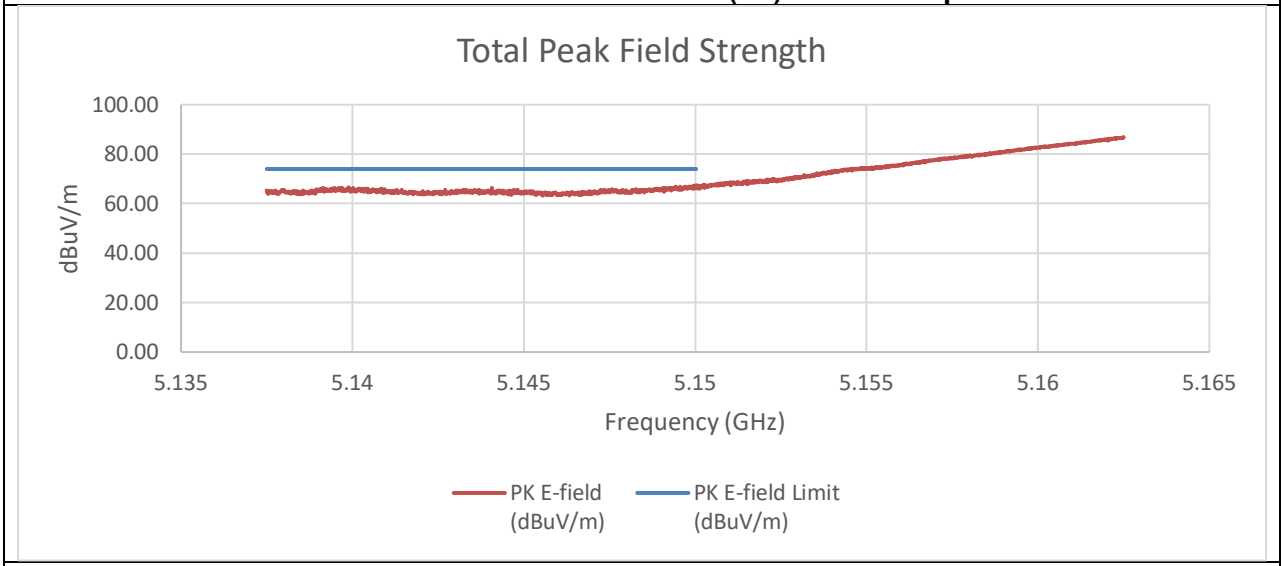

SUMMED BANDEDGE DATA (Av) Slow Sweep

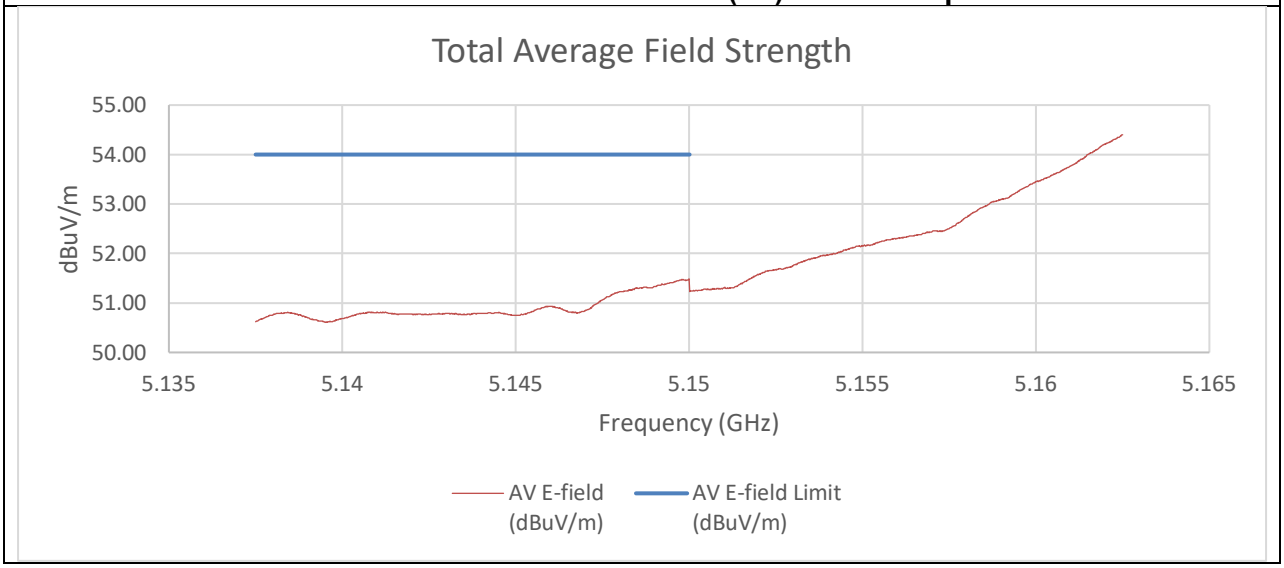

Summed Pk and Av Data at Restricted Band

Frequency (GHz)	PK Reading C1 (dBm)	PK Reading C2 (dBm)	PK EIRP (dBm)	PK E-field (dBuV/m)	PK E-field Limit (dBuV/m)	Margin (dB)
5.15	-41.01	-43.48	-28.75	66.51	74.00	-7.49
Frequency (GHz)	**AV Reading C1 (dBm)**	**AV Reading C2 (dBm)**	**AV EIRP (dBm)**	**AV E-field (dBuV/m)**	**AV E-field Limit (dBuV/m)**	**Margin (dB)**
5.15	-56.76	-57.46	-43.78	51.48	54.00	-2.52

An array gain of 10.31 dBi was used in the calculation of the summed data. Fast sweep was performed just to show that no other emissions existed outside of the frequencies observed by the slow sweep measurement.

This report shall not be reproduced except in full, without the written approval of UL LLC

2TX CHAIN 0 + CHAIN 1 MODE (High Gain) 5210 MHz

PK MEASUREMENT

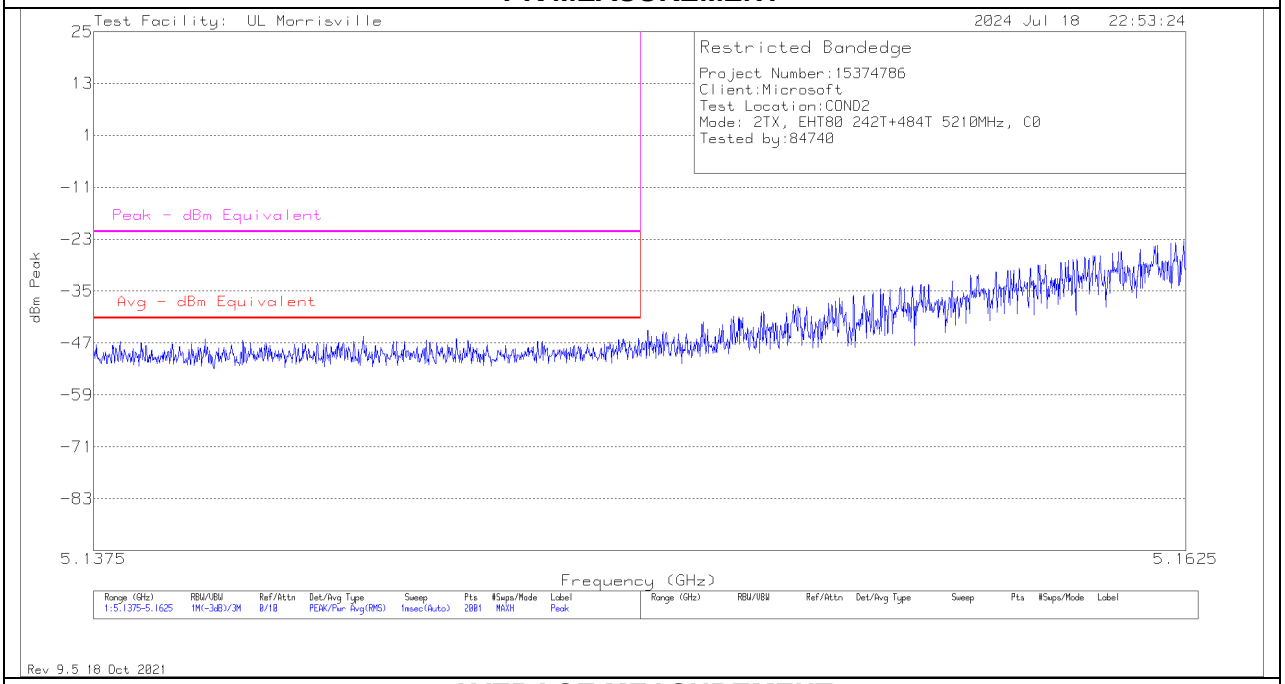

AVERAGE MEASUREMENT

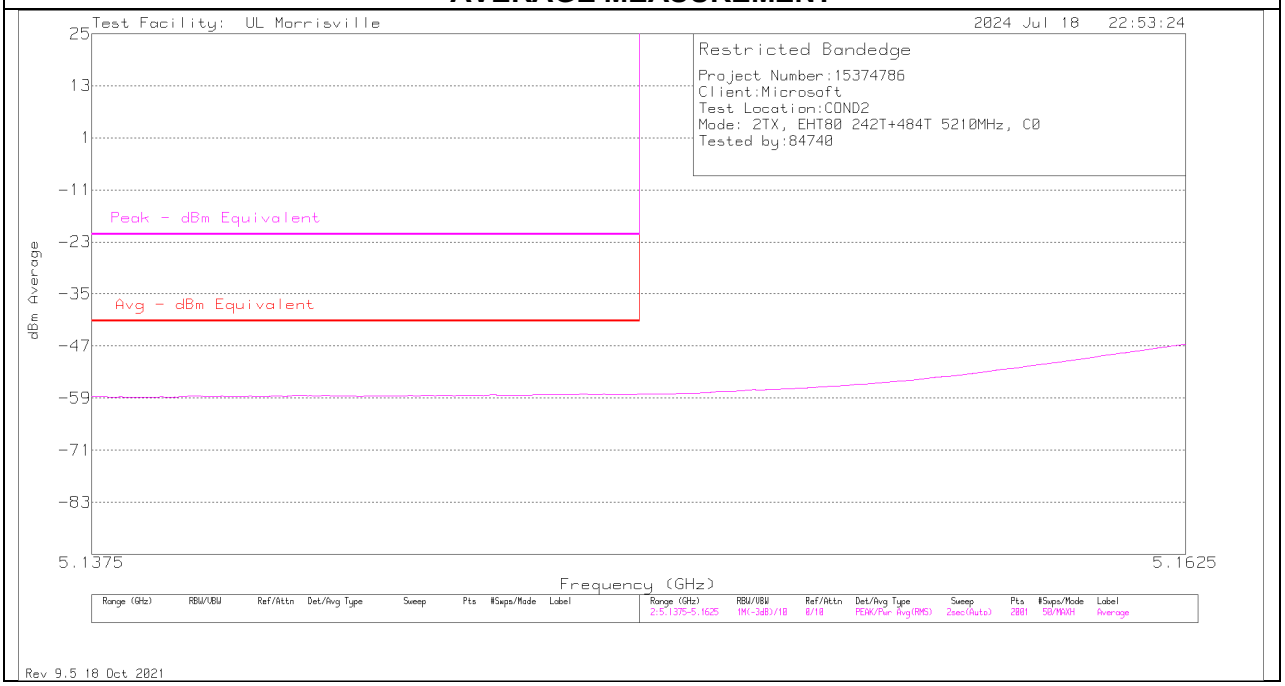

UL LLC
12 Laboratory Drive, Research Triangle Park, NC 27709; USA TEL:(919)549-1400

This report shall not be reproduced except in full, without the written approval of UL LLC

SUMMED BANDEDGE DATA (Pk) Fast Method

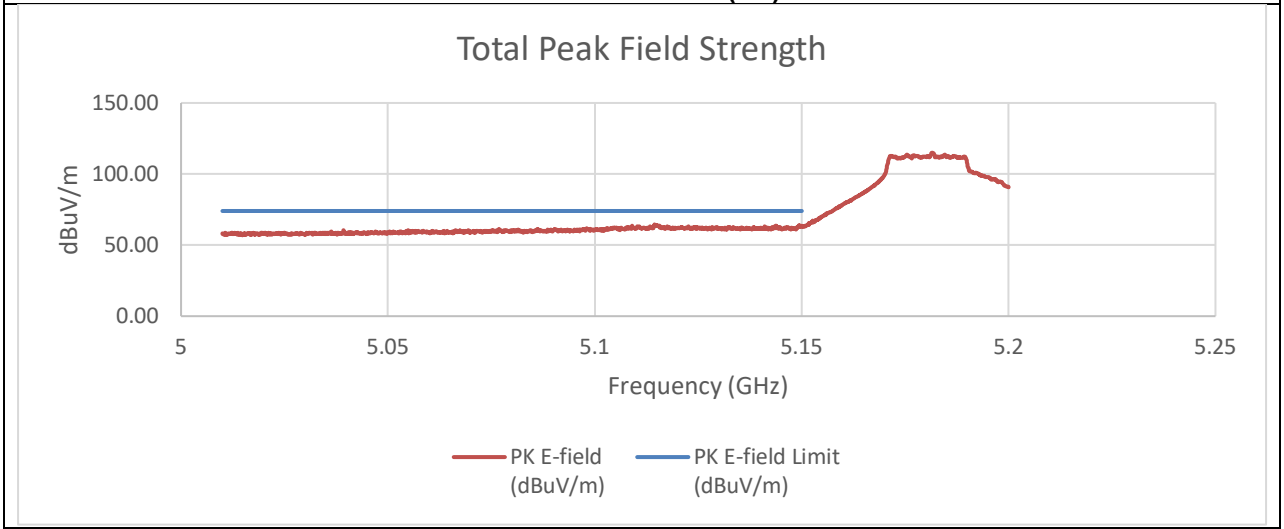

SUMMED BANDEDGE DATA (Av) Fast Method

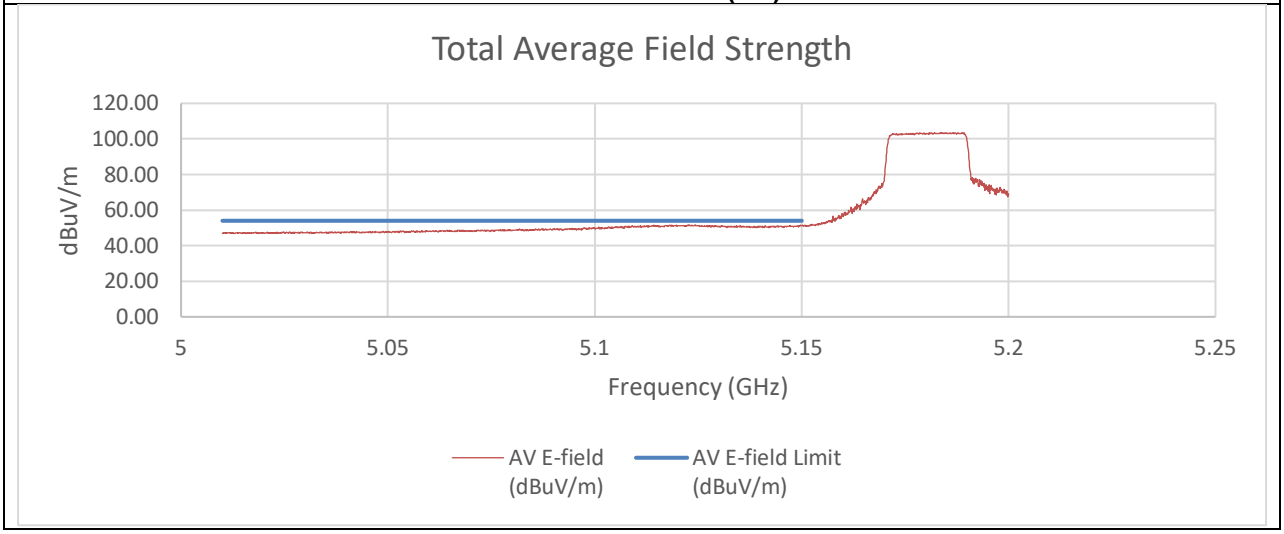

UL LLC
12 Laboratory Drive, Research Triangle Park, NC 27709; USA TEL:(919)549-1400

This report shall not be reproduced except in full, without the written approval of UL LLC

SUMMED BANDEDGE DATA (Pk) Slow Sweep

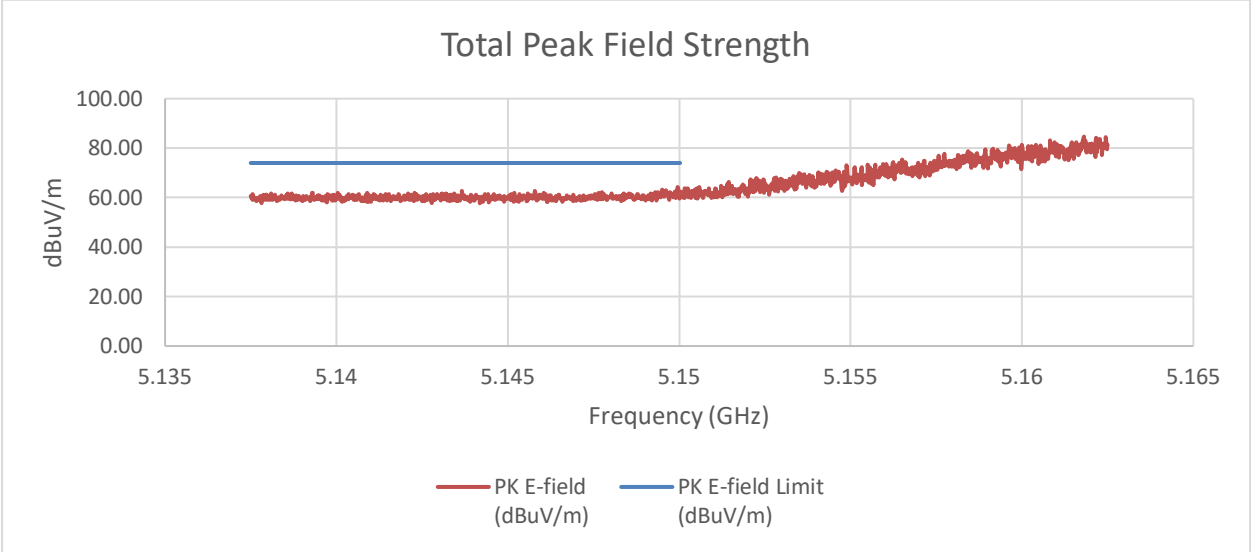

SUMMED BANDEDGE DATA (Av) Slow Sweep

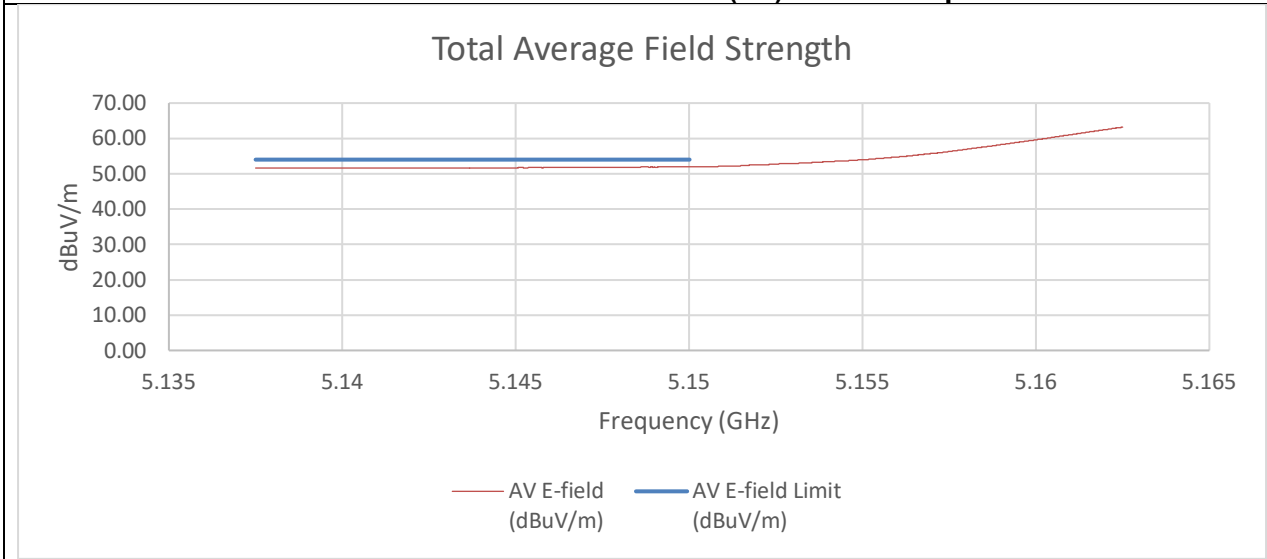

Summed Pk and Av Data at Restricted Band

Frequency (GHz)	PK Reading C1 (dBm)	PK Reading C2 (dBm)	PK EIRP (dBm)	PK E-field (dBuV/m)	PK E-field Limit (dBuV/m)	Margin (dB)
5.15	-48.47	-49.49	-34.27	60.99	74.00	-13.01
Frequency (GHz)	**AV Reading C1 (dBm)**	**AV Reading C2 (dBm)**	**AV EIRP (dBm)**	**AV E-field (dBuV/m)**	**AV E-field Limit (dBuV/m)**	**Margin (dB)**
5.15	-58.12	-57.84	-43.30	51.96	54.00	-2.04

An array gain of 11.67 dBi was used in the calculation of the summed data. Fast sweep was performed just to show that no other emissions existed outside of the frequencies observed by the slow sweep measurement.

UL LLC
12 Laboratory Drive, Research Triangle Park, NC 27709; USA TEL:(919)549-1400
This report shall not be reproduced except in full, without the written approval of UL LLC

TX ABOVE 1 GHz 802.11be EHT80 484T+242T (N) MODE IN THE 5.2 GHz BAND

2TX CHAIN 0 + CHAIN 1 MODE (Low Gain) 5210 MHz

SUMMED BANDEDGE DATA (Pk) Fast Method

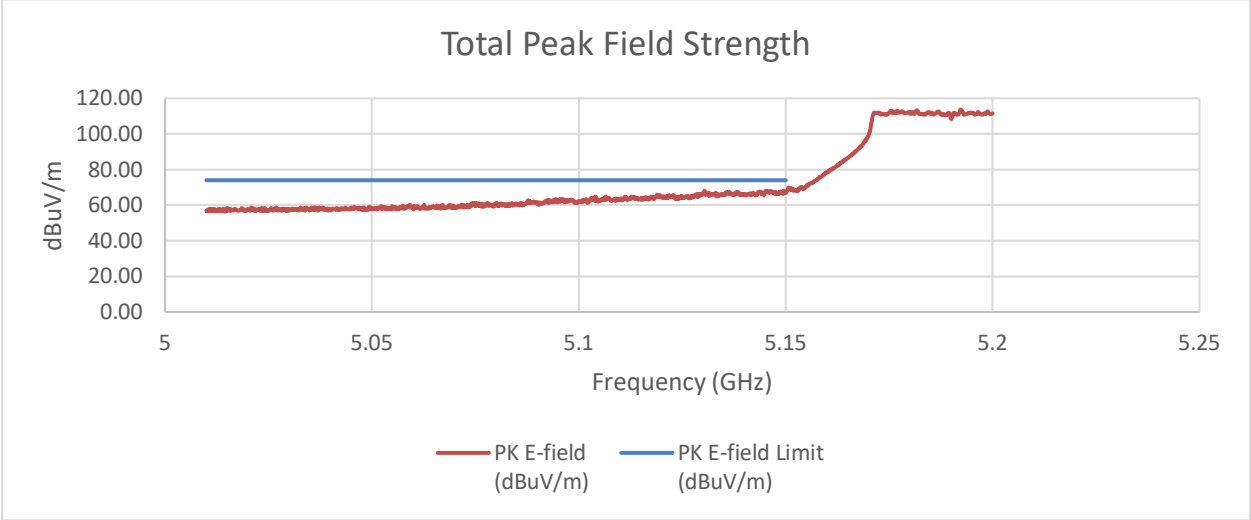

SUMMED BANDEDGE DATA (Av) Fast Method

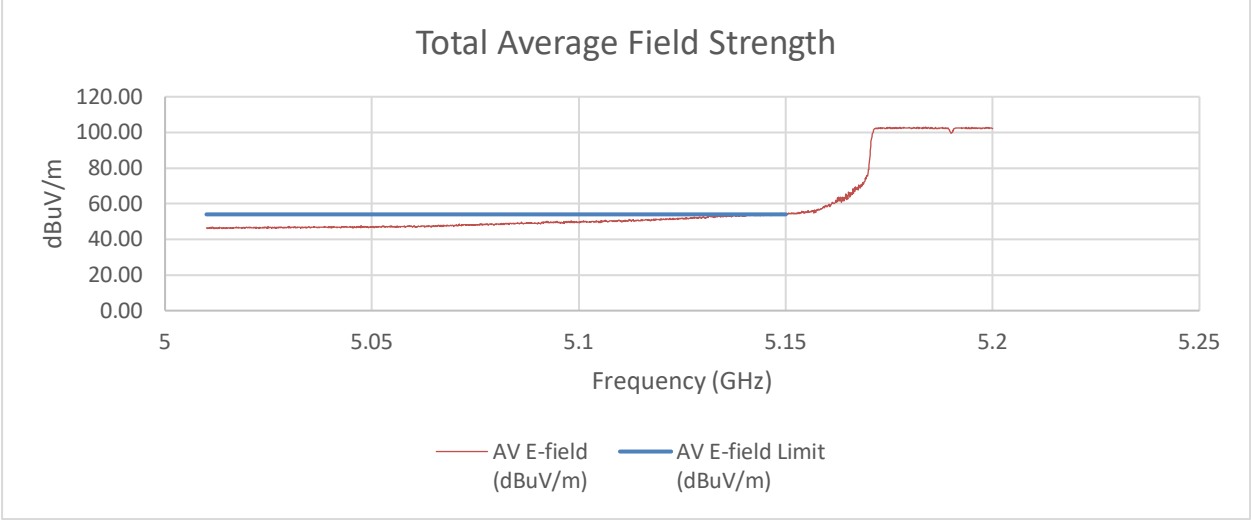

UL LLC
12 Laboratory Drive, Research Triangle Park, NC 27709; USA TEL:(919)549-1400
This report shall not be reproduced except in full, without the written approval of UL LLC

SUMMED BANDEDGE DATA (Pk) Slow Sweep

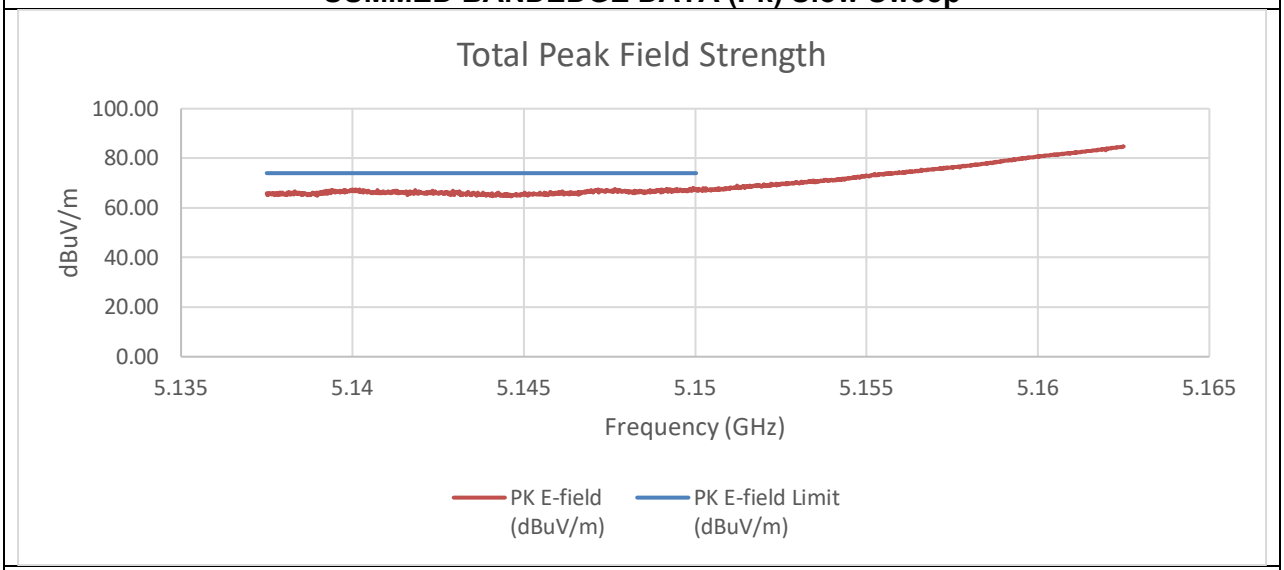

SUMMED BANDEDGE DATA (Av) Slow Sweep

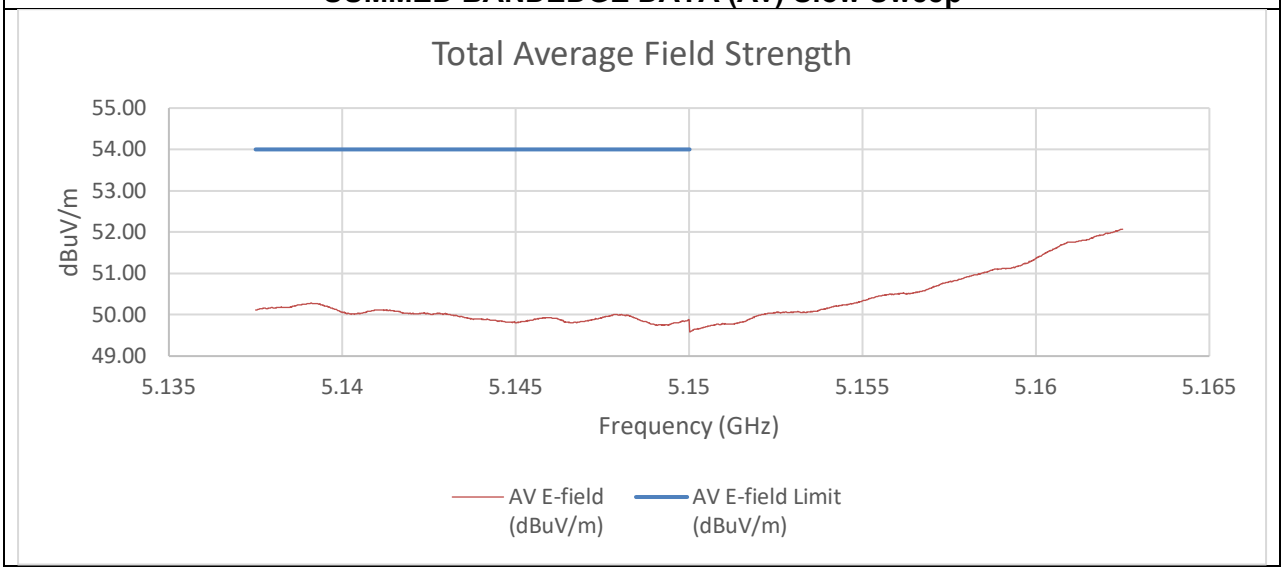

Summed Pk and Av Data at Restricted Band

Frequency (GHz)	PK Reading C1 (dBm)	PK Reading C2 (dBm)	PK EIRP (dBm)	PK E-field (dBuV/m)	PK E-field Limit (dBuV/m)	Margin (dB)
5.15	-37.58	-42.46	-28.15	67.11	74.00	-6.89
Frequency (GHz)	**AV Reading C1 (dBm)**	**AV Reading C2 (dBm)**	**AV EIRP (dBm)**	**AV E-field (dBuV/m)**	**AV E-field Limit (dBuV/m)**	**Margin (dB)**
5.15	-56.39	-56.82	-45.38	49.88	54.00	-4.12

An array gain of 8.21 dBi was used in the calculation of the summed data. Fast sweep was performed just to show that no other emissions existed outside of the frequencies observed by the slow sweep measurement.

UL LLC
12 Laboratory Drive, Research Triangle Park, NC 27709; USA TEL:(919)549-1400
This report shall not be reproduced except in full, without the written approval of UL LLC

2TX CHAIN 0 + CHAIN 1 MODE (Mid Gain) 5210 MHz

SUMMED BANDEDGE DATA (Pk) Fast Method

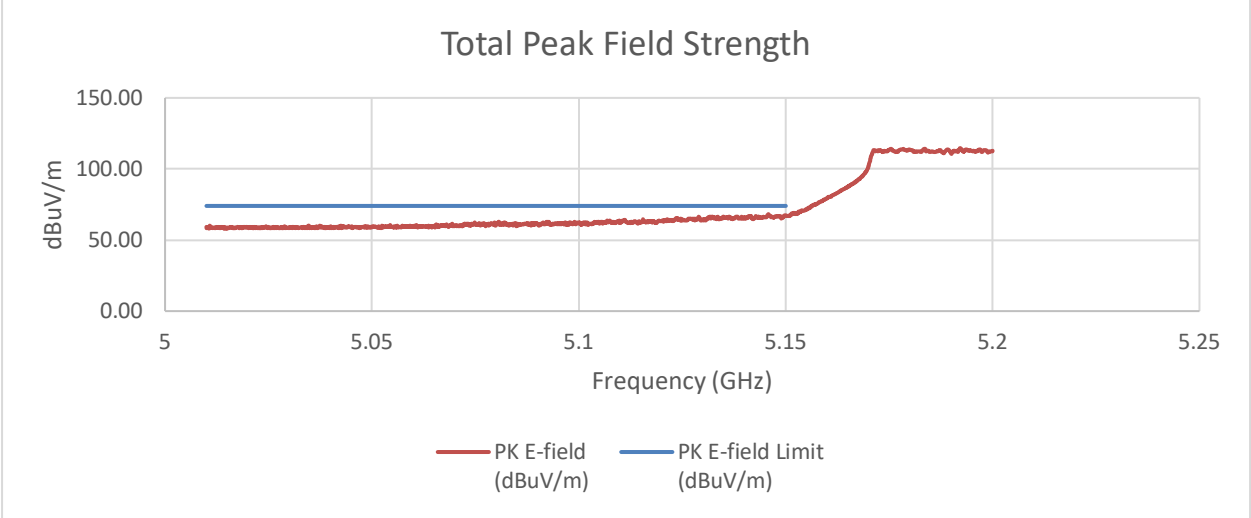

SUMMED BANDEDGE DATA (Av) Fast Method

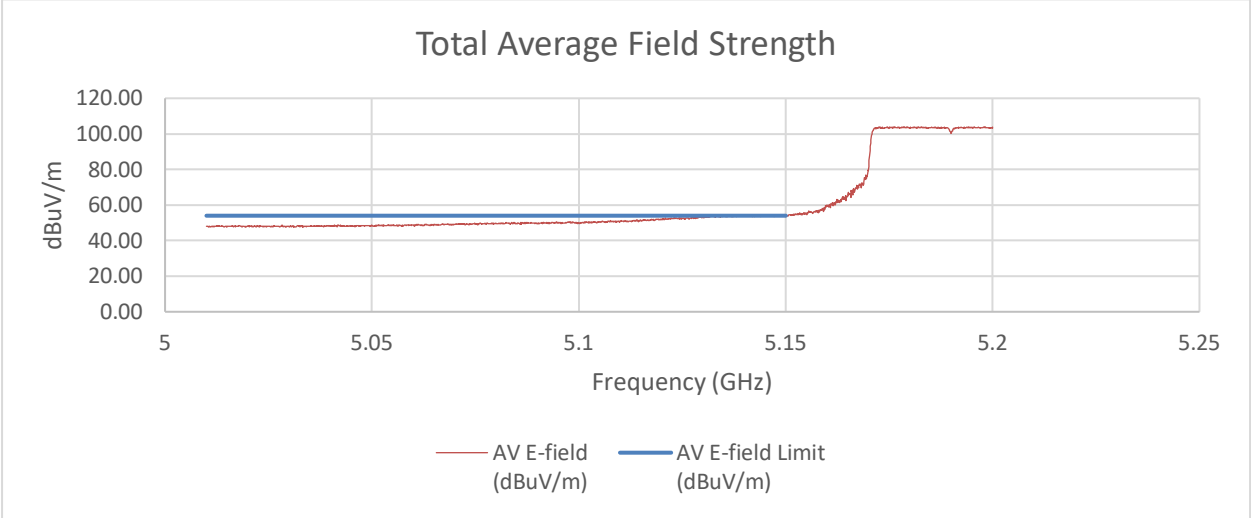

UL LLC
12 Laboratory Drive, Research Triangle Park, NC 27709; USA TEL:(919)549-1400
This report shall not be reproduced except in full, without the written approval of UL LLC

SUMMED BANDEDGE DATA (Pk) Slow Sweep

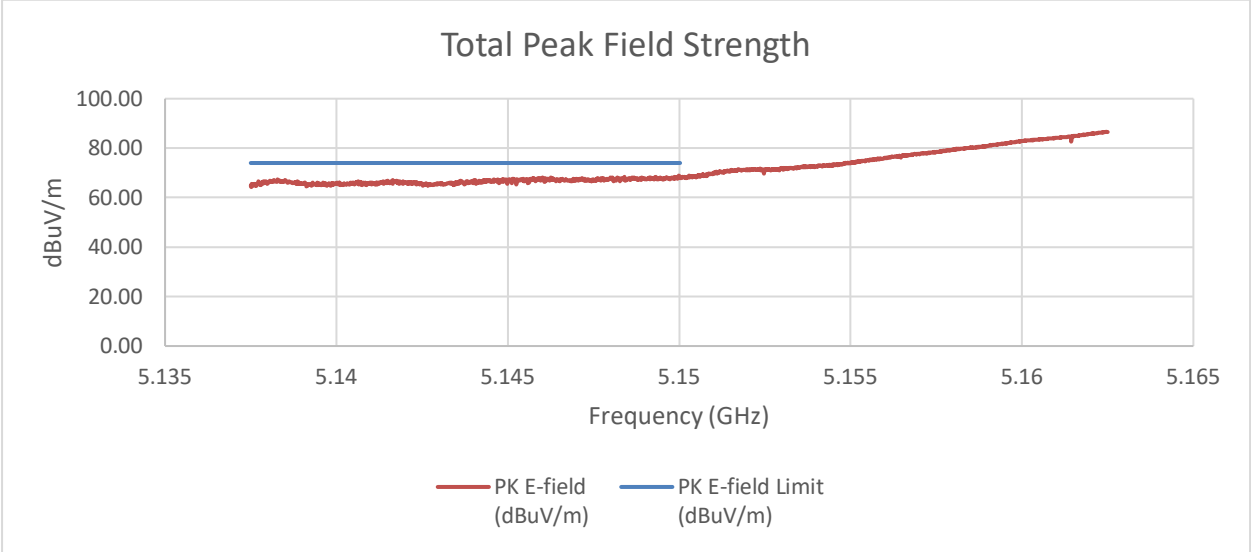

SUMMED BANDEDGE DATA (Av) Slow Sweep

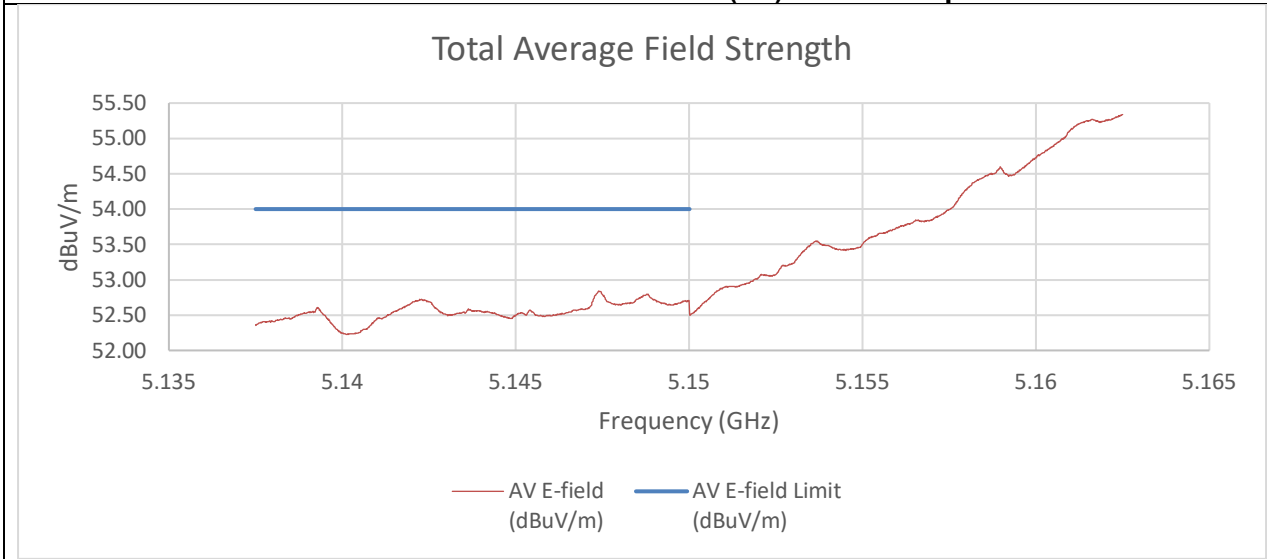

Summed Pk and Av Data at Restricted Band

Frequency (GHz)	PK Reading C1 (dBm)	PK Reading C2 (dBm)	PK EIRP (dBm)	PK E-field (dBuV/m)	PK E-field Limit (dBuV/m)	Margin (dB)
5.15	-38.27	-42.68	-26.62	68.64	74.00	-5.36
Frequency (GHz)	**AV Reading C1 (dBm)**	**AV Reading C2 (dBm)**	**AV EIRP (dBm)**	**AV E-field (dBuV/m)**	**AV E-field Limit (dBuV/m)**	**Margin (dB)**
5.15	-54.99	-56.97	-42.55	52.71	54.00	-1.29

An array gain of 10.31 dBi was used in the calculation of the summed data. Fast sweep was performed just to show that no other emissions existed outside of the frequencies observed by the slow sweep measurement.

UL LLC
12 Laboratory Drive, Research Triangle Park, NC 27709; USA TEL:(919)549-1400
This report shall not be reproduced except in full, without the written approval of UL LLC

2TX CHAIN 0 + CHAIN 1 MODE (High Gain) 5210 MHz

PK MEASUREMENT

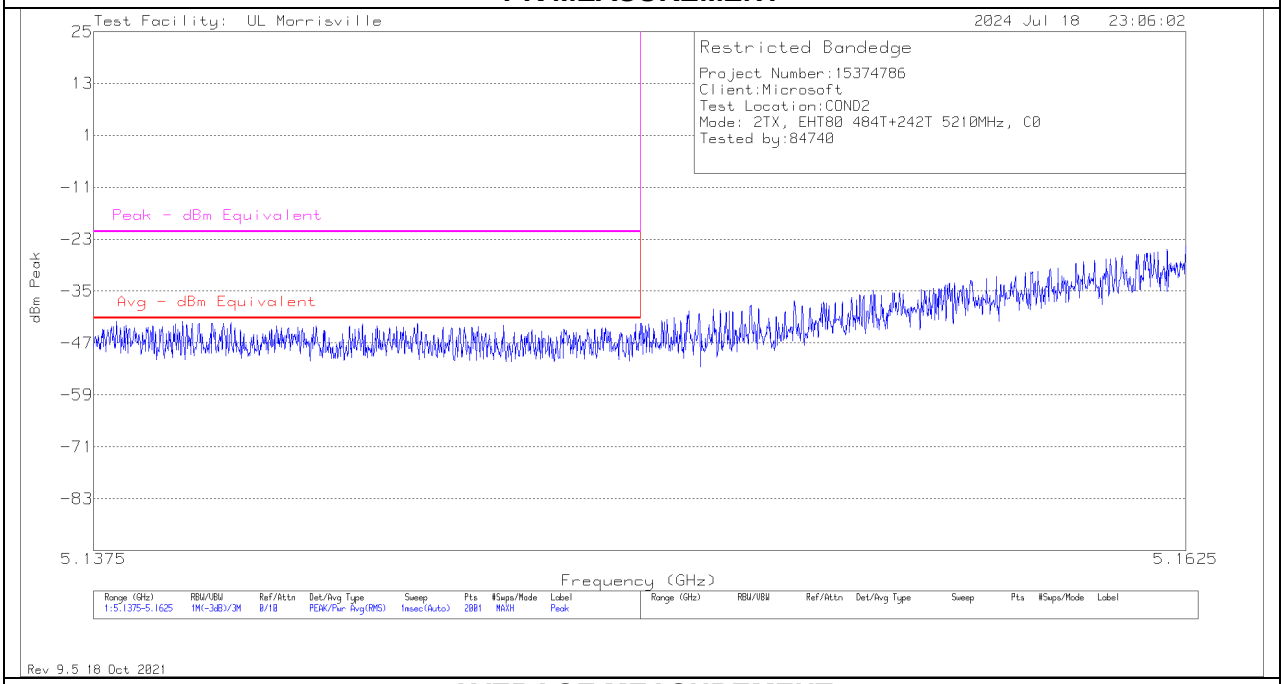

AVERAGE MEASUREMENT

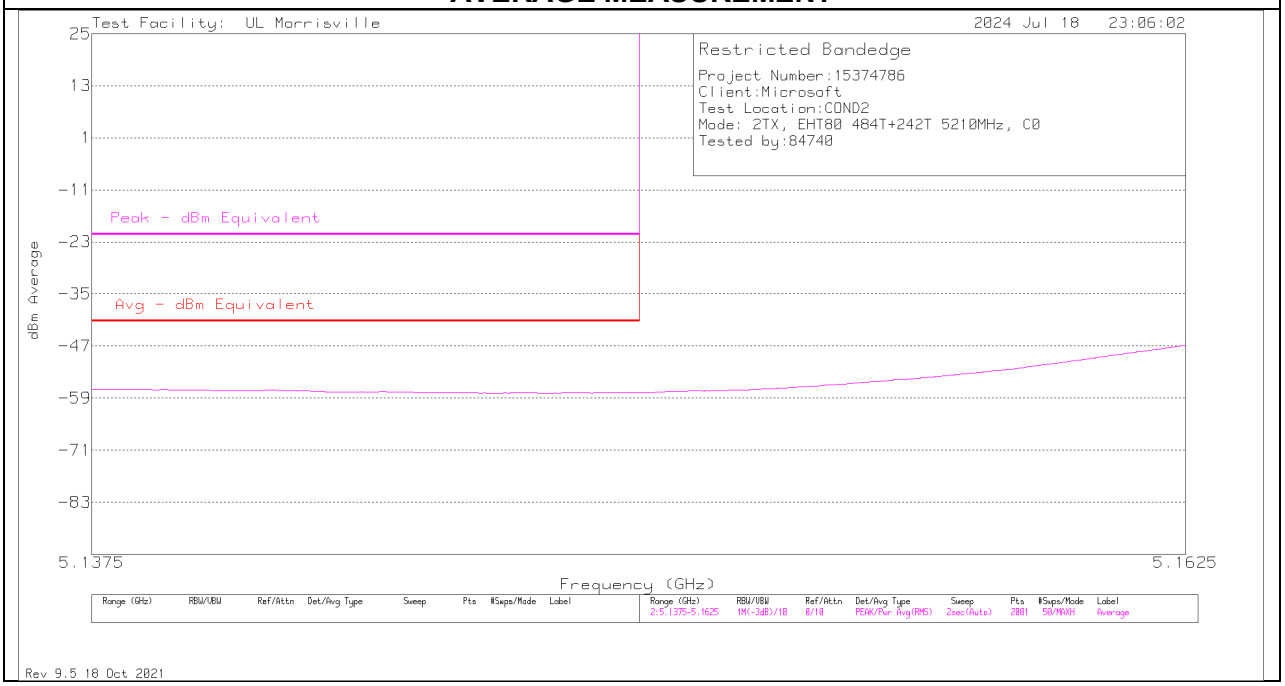

UL LLC
12 Laboratory Drive, Research Triangle Park, NC 27709; USA TEL:(919)549-1400

This report shall not be reproduced except in full, without the written approval of UL LLC

SUMMED BANDEDGE DATA (Pk) Fast Method

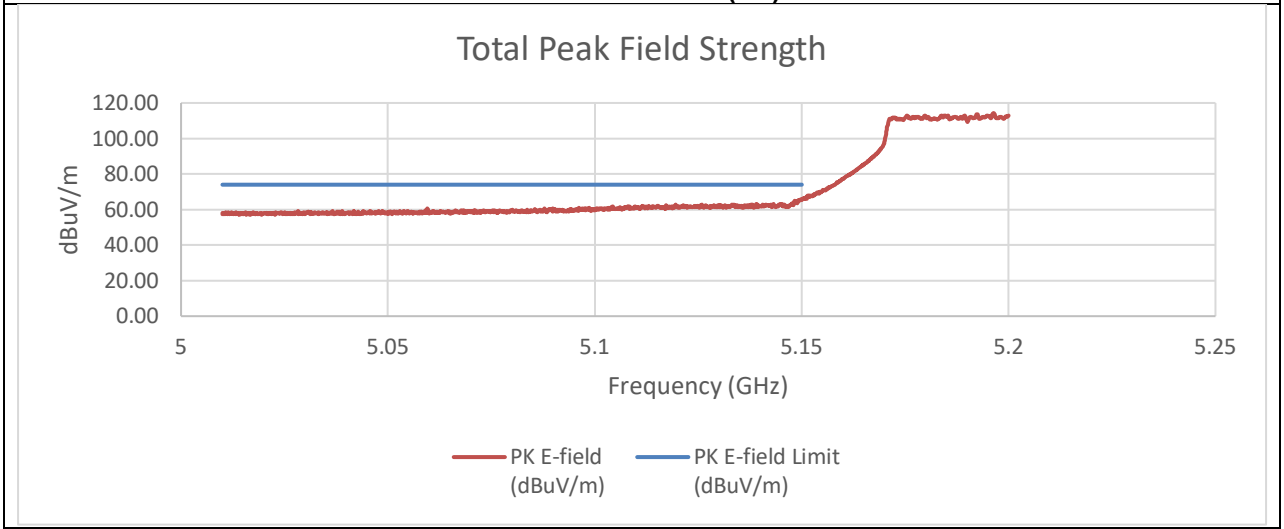

SUMMED BANDEDGE DATA (Av) Fast Method

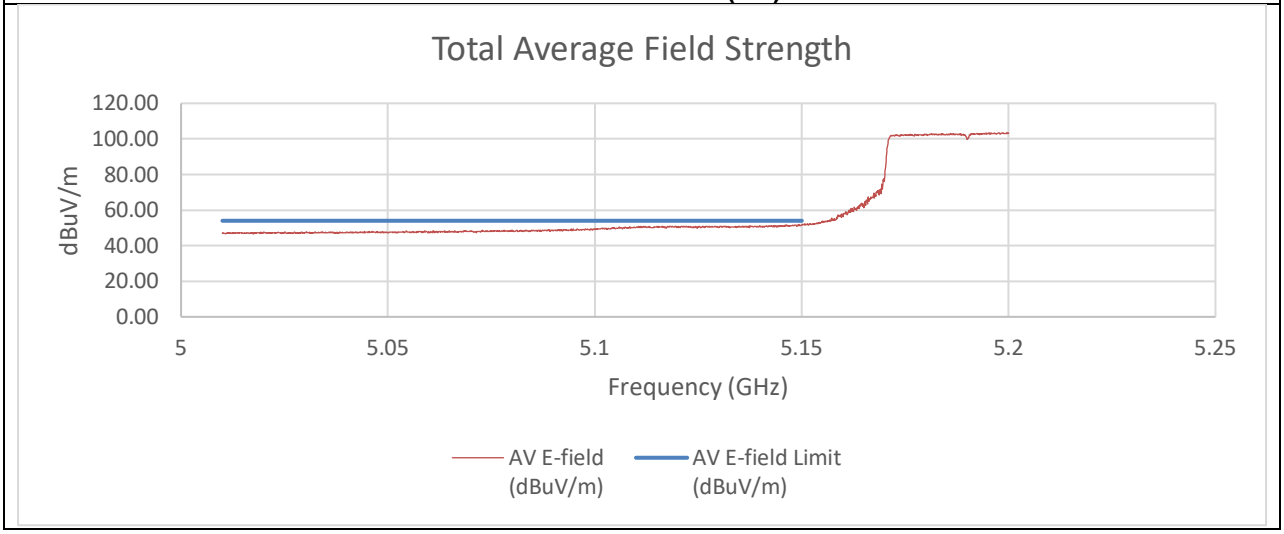

UL LLC
12 Laboratory Drive, Research Triangle Park, NC 27709; USA TEL:(919)549-1400

This report shall not be reproduced except in full, without the written approval of UL LLC

SUMMED BANDEDGE DATA (Pk) Slow Sweep

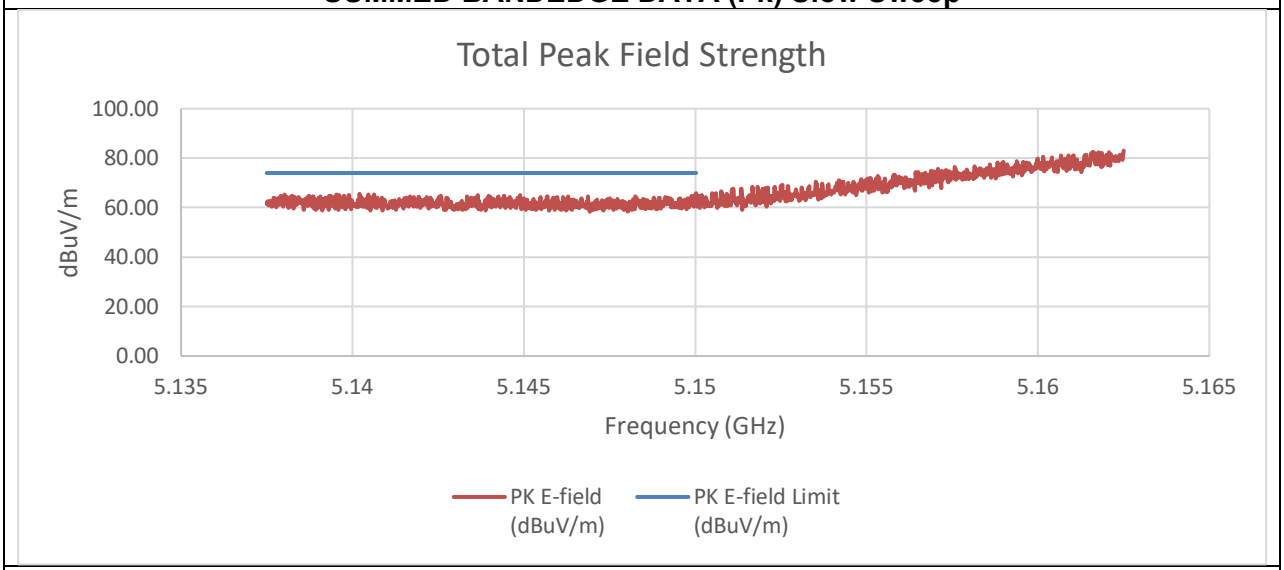

SUMMED BANDEDGE DATA (Av) Slow Sweep

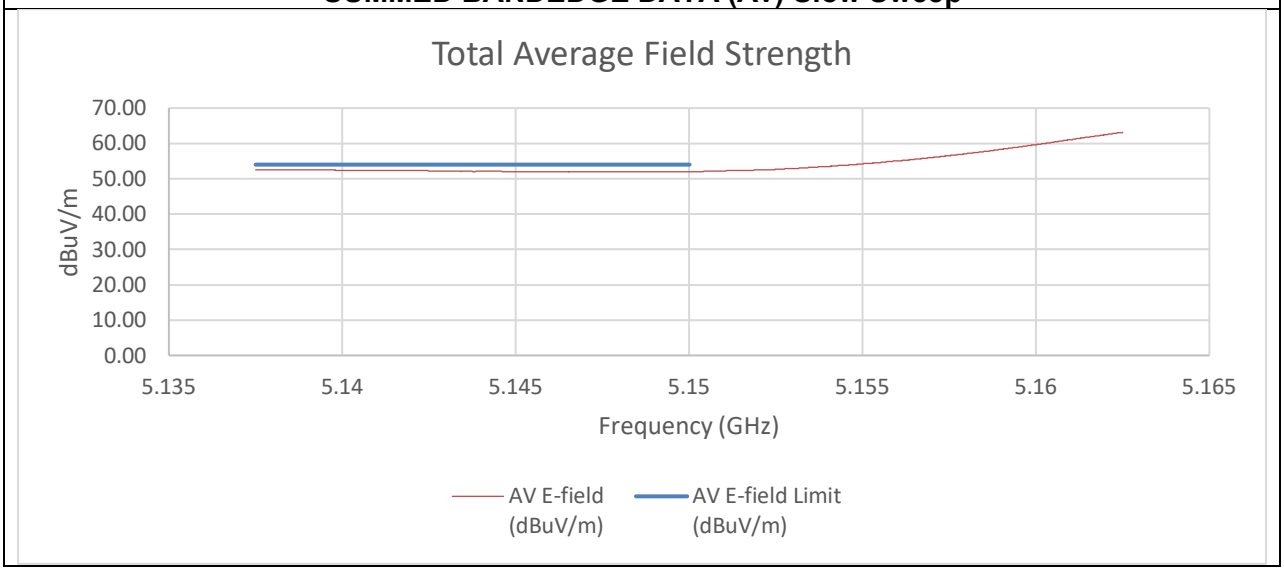

Summed Pk and Av Data at Restricted Band

Frequency (GHz)	PK Reading C1 (dBm)	PK Reading C2 (dBm)	PK EIRP (dBm)	PK E-field (dBuV/m)	PK E-field Limit (dBuV/m)	Margin (dB)
5.15	-42.37	-50.13	-30.03	65.23	74.00	-8.77
Frequency (GHz)	**AV Reading C1 (dBm)**	**AV Reading C2 (dBm)**	**AV EIRP (dBm)**	**AV E-field (dBuV/m)**	**AV E-field Limit (dBuV/m)**	**Margin (dB)**
5.15	-57.80	-58.32	-43.37	51.89	54.00	-2.11

An array gain of 11.67 dBi was used in the calculation of the summed data. Fast sweep was performed just to show that no other emissions existed outside of the frequencies observed by the slow sweep measurement.

This report shall not be reproduced except in full, without the written approval of UL LLC

TX ABOVE 1 GHz 802.11be EHT80 996T MODE IN THE 5.2 GHz BAND

2TX CHAIN 0 + CHAIN 1 MODE (Low Gain) 5210 MHz

SUMMED BANDEDGE DATA (Pk) Fast Method

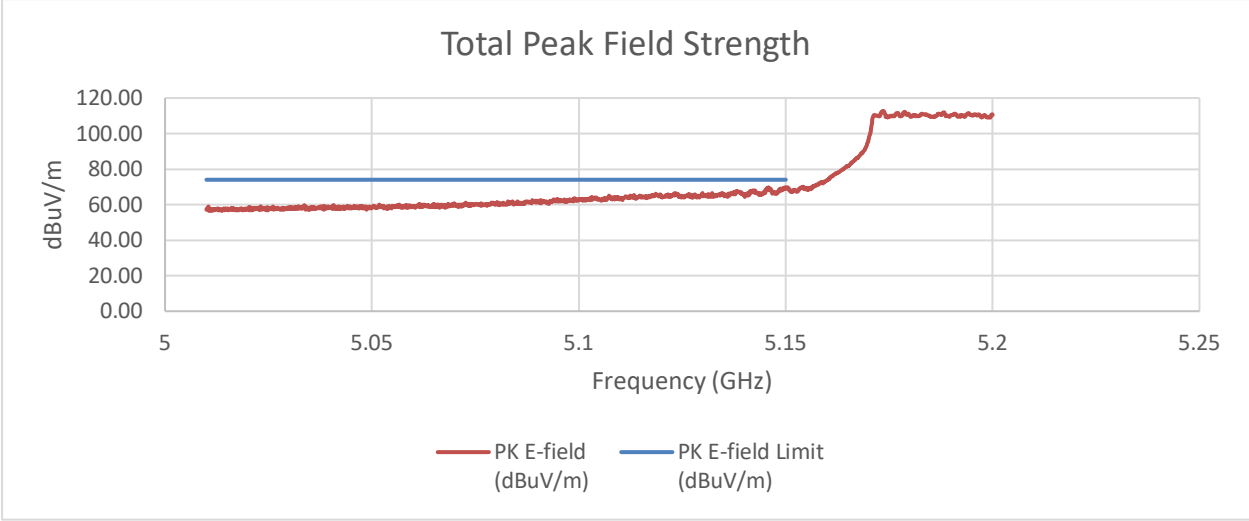

SUMMED BANDEDGE DATA (Av) Fast Method

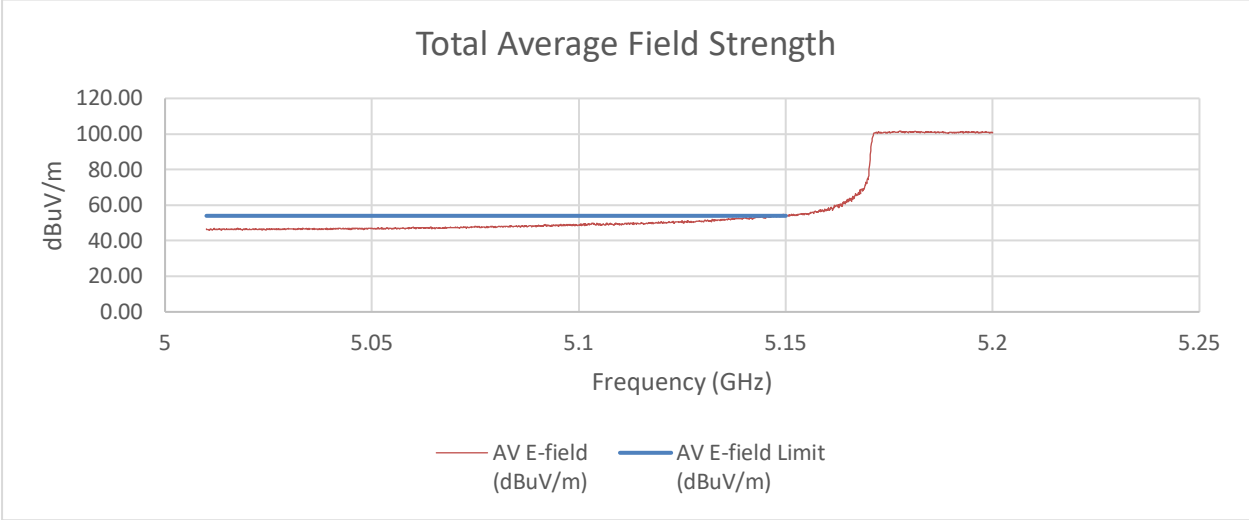

UL LLC
12 Laboratory Drive, Research Triangle Park, NC 27709; USA TEL:(919)549-1400
This report shall not be reproduced except in full, without the written approval of UL LLC

SUMMED BANDEDGE DATA (Pk) Slow Sweep

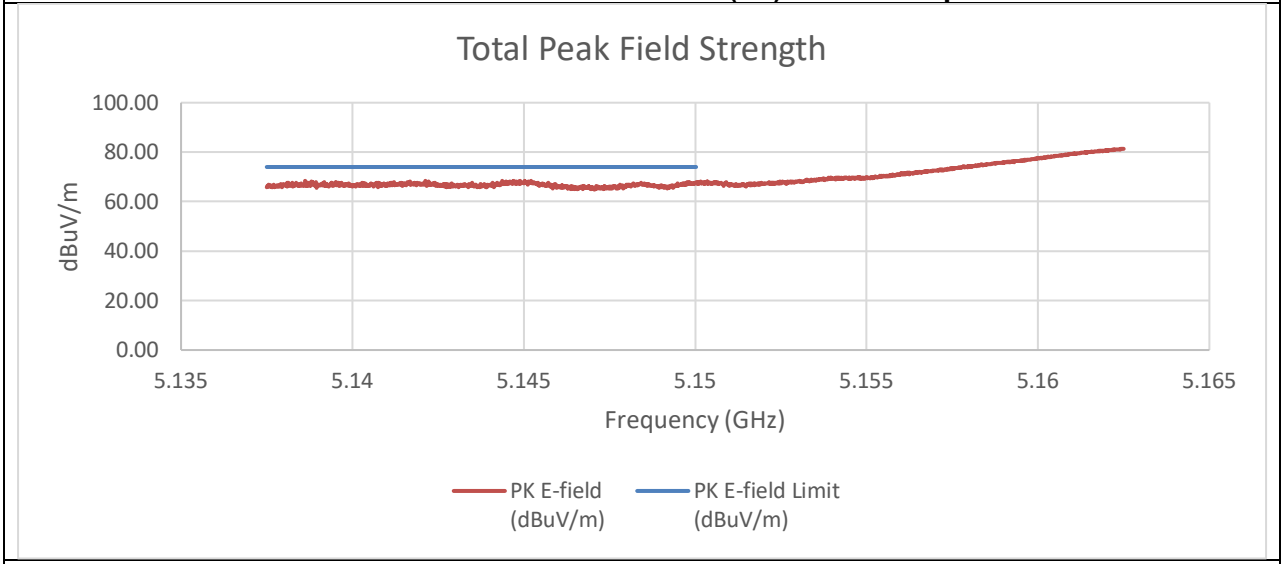

SUMMED BANDEDGE DATA (Av) Slow Sweep

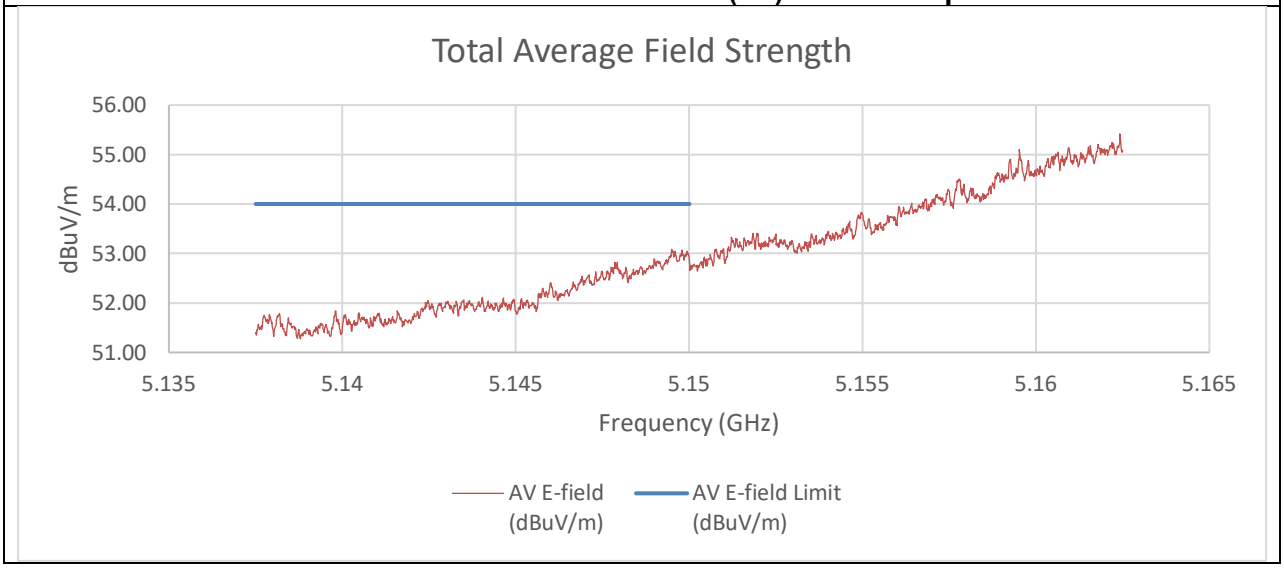

Summed Pk and Av Data at Restricted Band

Frequency (GHz)	PK Reading C1 (dBm)	PK Reading C2 (dBm)	PK EIRP (dBm)	PK E-field (dBuV/m)	PK E-field Limit (dBuV/m)	Margin (dB)
5.15	-38.20	-39.89	-27.74	67.51	74.00	-6.49
Frequency (GHz)	**AV Reading C1 (dBm)**	**AV Reading C2 (dBm)**	**AV EIRP (dBm)**	**AV E-field (dBuV/m)**	**AV E-field Limit (dBuV/m)**	**Margin (dB)**
5.15	-53.41	-53.87	-42.32	52.93	54.00	-1.07

An array gain of 8.21 dBi and a duty cycle correction factor of 0.09 dB was used in the calculation of the summed data. Fast sweep was performed just to show that no other emissions existed outside of the frequencies observed by the slow sweep measurement.

UL LLC
12 Laboratory Drive, Research Triangle Park, NC 27709; USA TEL:(919)549-1400
This report shall not be reproduced except in full, without the written approval of UL LLC

2TX CHAIN 0 + CHAIN 1 MODE (Mid Gain) 5210 MHz

SUMMED BANDEDGE DATA (Pk) Fast Method

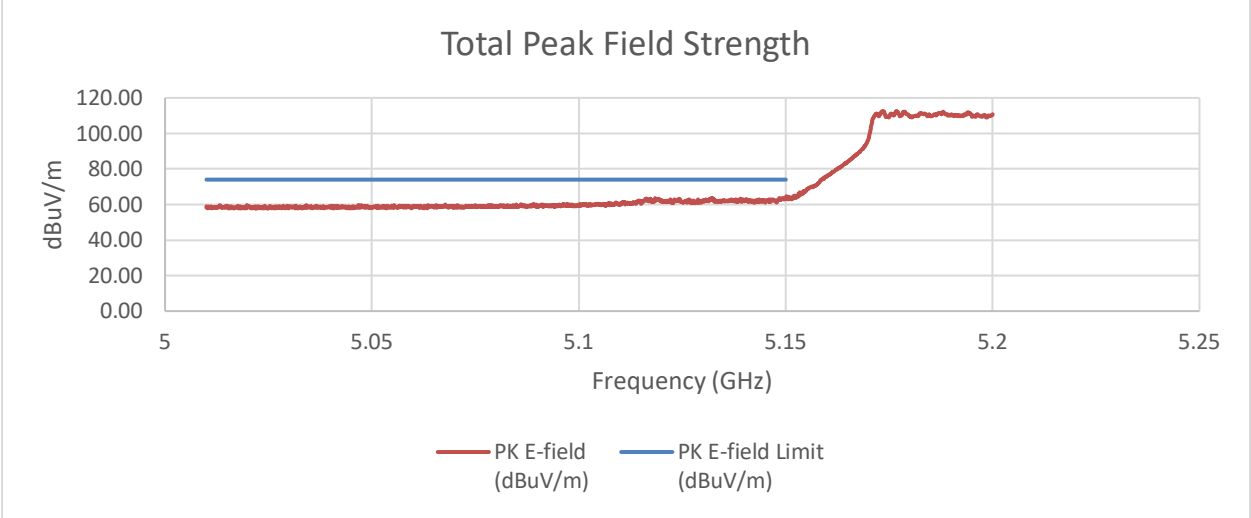

SUMMED BANDEDGE DATA (Av) Fast Method

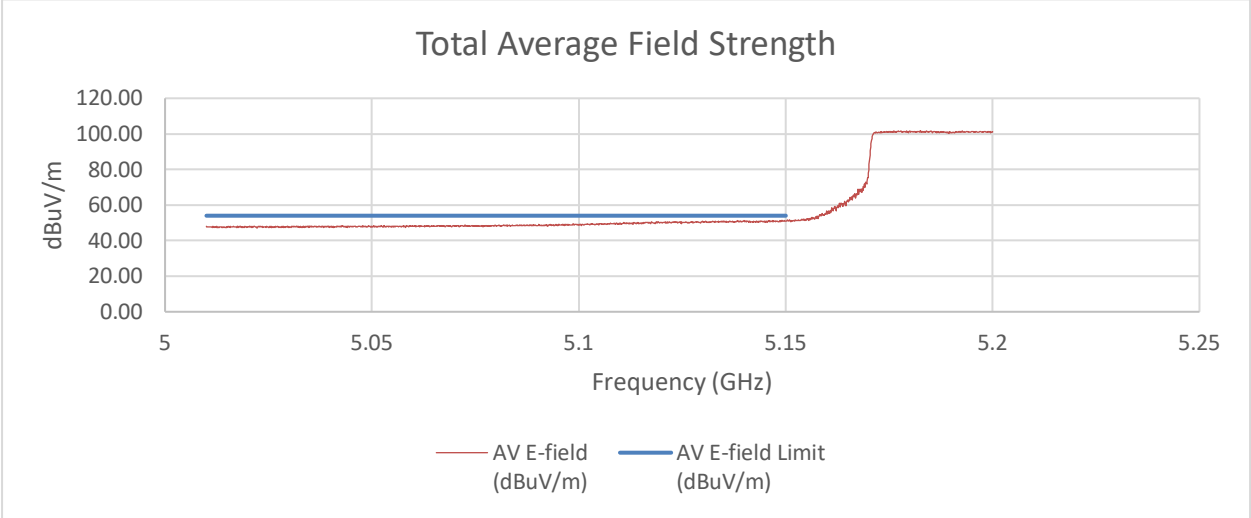

UL LLC
12 Laboratory Drive, Research Triangle Park, NC 27709; USA TEL:(919)549-1400
This report shall not be reproduced except in full, without the written approval of UL LLC

SUMMED BANDEDGE DATA (Pk) Slow Sweep

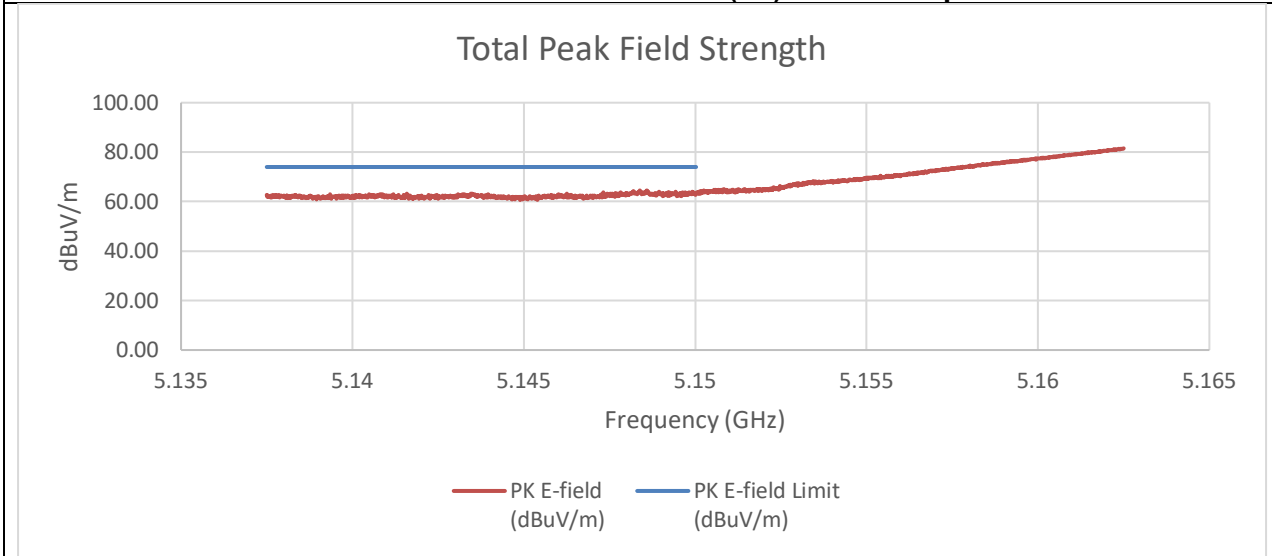

SUMMED BANDEDGE DATA (Av) Slow Sweep

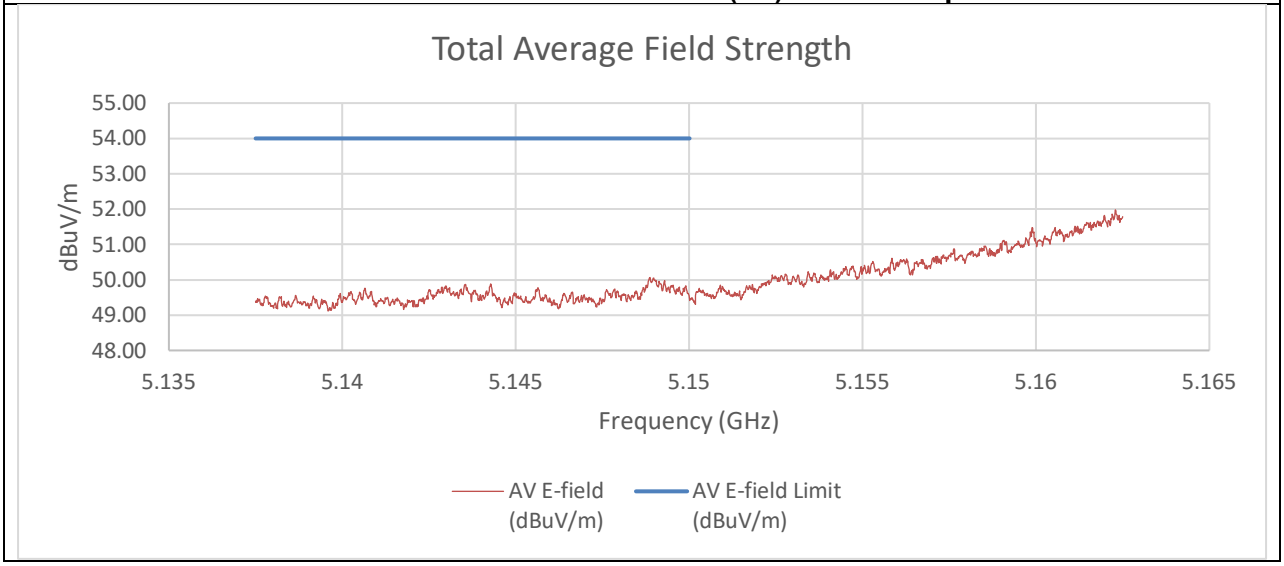

Summed Pk and Av Data at Restricted Band

Frequency (GHz)	PK Reading C1 (dBm)	PK Reading C2 (dBm)	PK EIRP (dBm)	PK E-field (dBuV/m)	PK E-field Limit (dBuV/m)	Margin (dB)
5.15	-45.28	-46.34	-32.46	62.80	74.00	-11.20
Frequency (GHz)	**AV Reading C1 (dBm)**	**AV Reading C2 (dBm)**	**AV EIRP (dBm)**	**AV E-field (dBuV/m)**	**AV E-field Limit (dBuV/m)**	**Margin (dB)**
5.15	-58.05	-60.50	-45.69	49.56	54.00	-4.44

An array gain of 10.31 dBi and a duty cycle correction factor of 0.09 dB was used in the calculation of the summed data. Fast sweep was performed just to show that no other emissions existed outside of the frequencies observed by the slow sweep measurement.

UL LLC
12 Laboratory Drive, Research Triangle Park, NC 27709; USA TEL:(919)549-1400
This report shall not be reproduced except in full, without the written approval of UL LLC

2TX CHAIN 0 + CHAIN 1 MODE (High Gain) 5210 MHz

PK MEASUREMENT

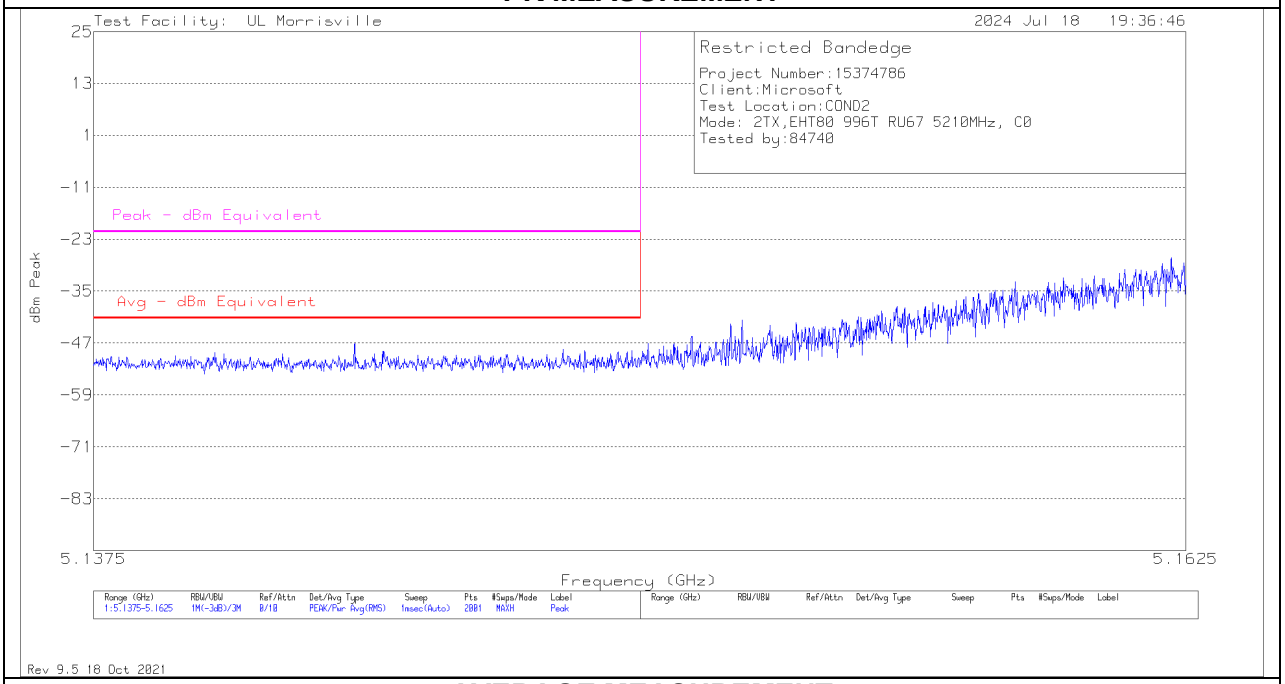

AVERAGE MEASUREMENT

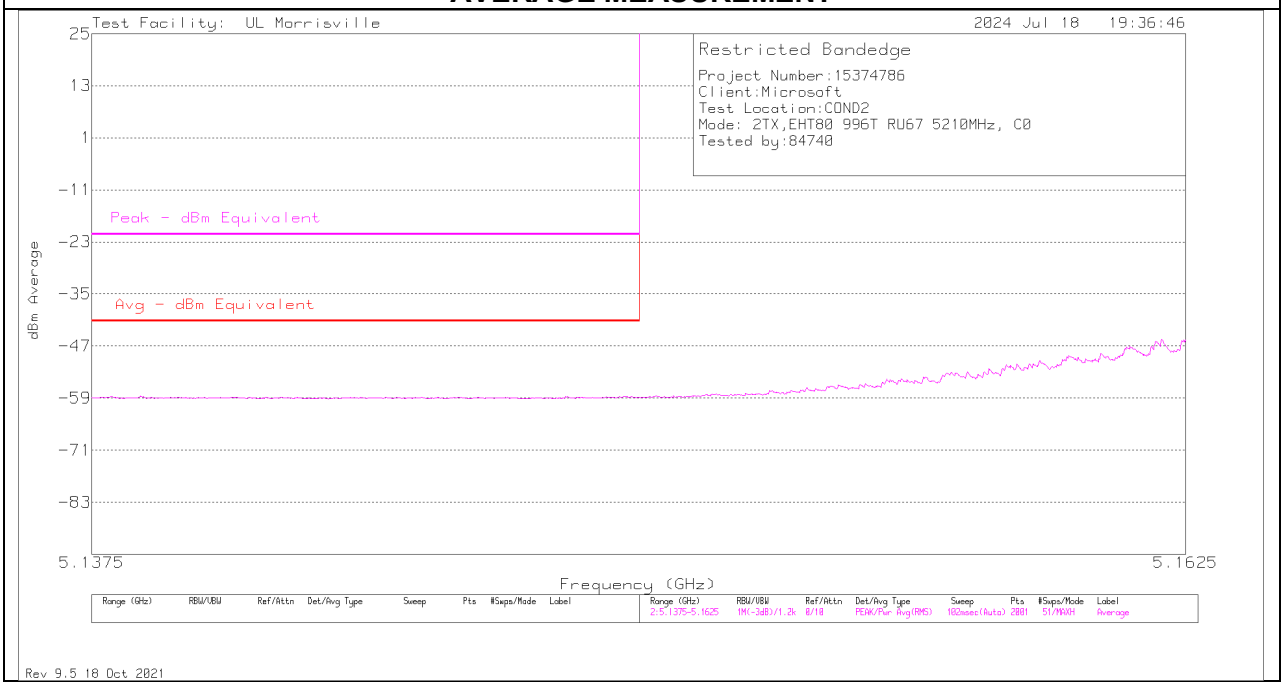

UL LLC
12 Laboratory Drive, Research Triangle Park, NC 27709; USA TEL:(919)549-1400
This report shall not be reproduced except in full, without the written approval of UL LLC

SUMMED BANDEDGE DATA (Pk) Fast Method

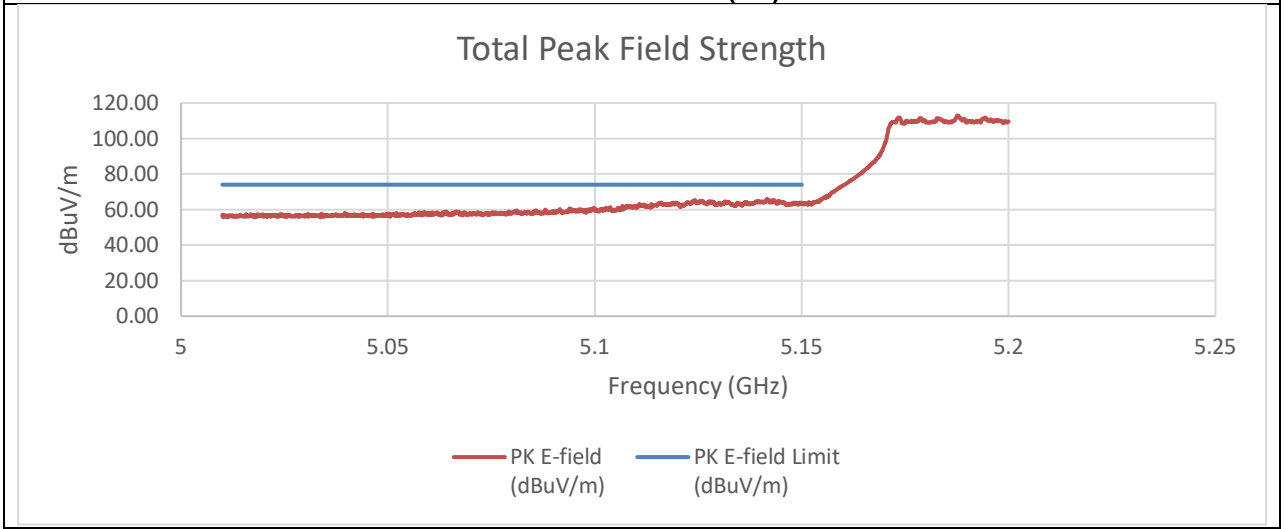

SUMMED BANDEDGE DATA (Av) Fast Method

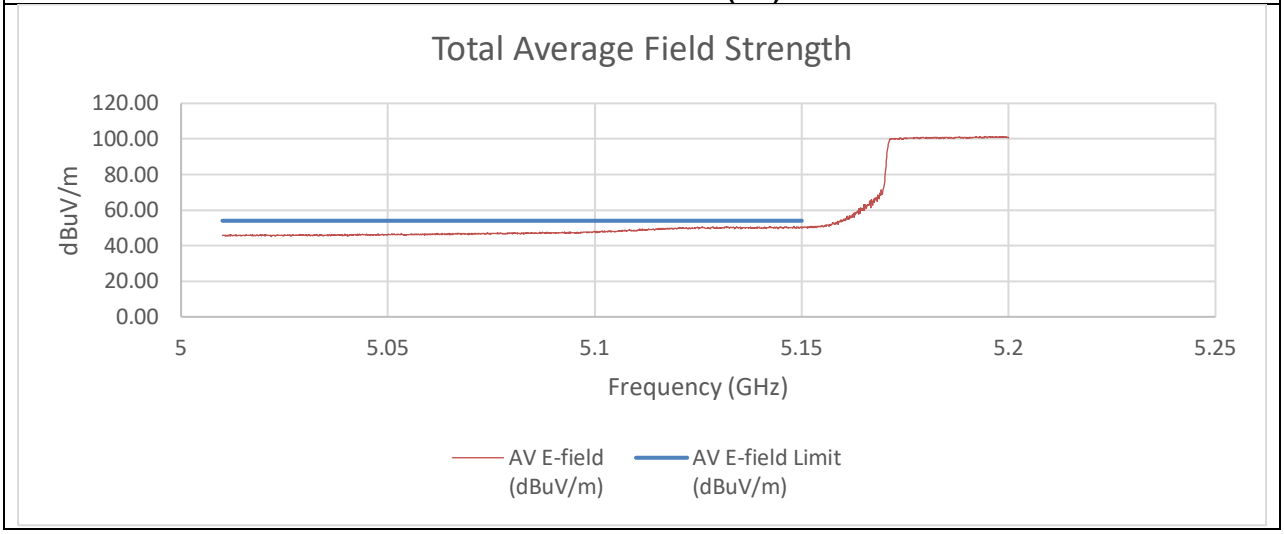

UL LLC
12 Laboratory Drive, Research Triangle Park, NC 27709; USA TEL:(919)549-1400
This report shall not be reproduced except in full, without the written approval of UL LLC

SUMMED BANDEDGE DATA (Pk) Slow Sweep

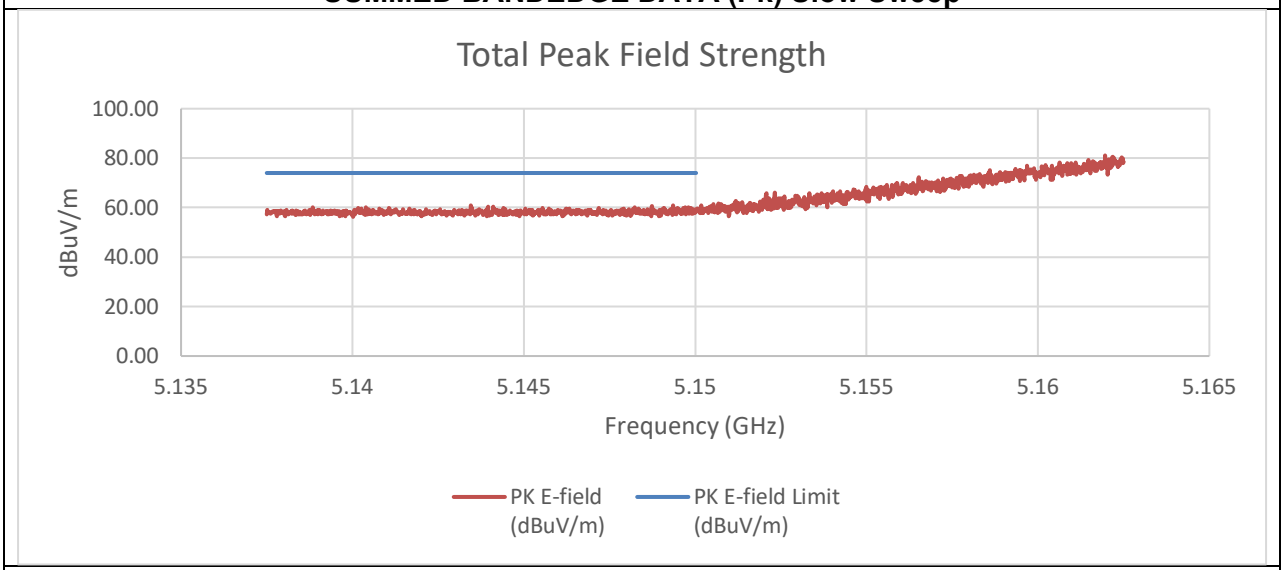

SUMMED BANDEDGE DATA (Av) Slow Sweep

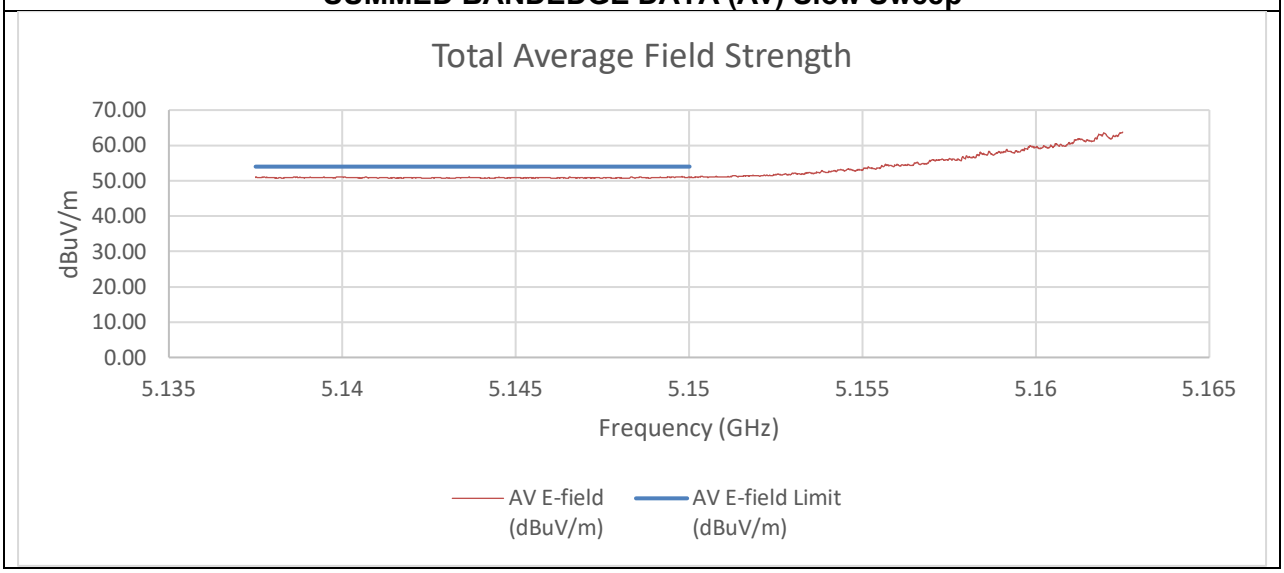

Summed Pk and Av Data at Restricted Band

Frequency (GHz)	PK Reading C1 (dBm)	PK Reading C2 (dBm)	PK EIRP (dBm)	PK E-field (dBuV/m)	PK E-field Limit (dBuV/m)	Margin (dB)
5.15	-50.93	-52.06	-36.78	58.48	74.00	-15.52
Frequency (GHz)	**AV Reading C1 (dBm)**	**AV Reading C2 (dBm)**	**AV EIRP (dBm)**	**AV E-field (dBuV/m)**	**AV E-field Limit (dBuV/m)**	**Margin (dB)**
5.15	-58.78	-59.24	-44.23	51.02	54.00	-2.98

An array gain of 11.67 dBi and a duty cycle correction factor of 0.09 dB was used in the calculation of the summed data. Fast sweep was performed just to show that no other emissions existed outside of the frequencies observed by the slow sweep measurement.

UL LLC
12 Laboratory Drive, Research Triangle Park, NC 27709; USA TEL:(919)549-1400
This report shall not be reproduced except in full, without the written approval of UL LLC

10.1.9. TX ABOVE 1 GHz 802.11BE EHT160 MODE IN THE 5.2/5.3 GHz BAND

TX ABOVE 1 GHz 802.11be EHT160 996T+484T MODE IN THE 5.2/5.3 GHz BAND

2TX CHAIN 0 + CHAIN 1 MODE (Low Gain) Low BE 5250 MHz

SUMMED BANDEDGE DATA (Pk) Fast Method

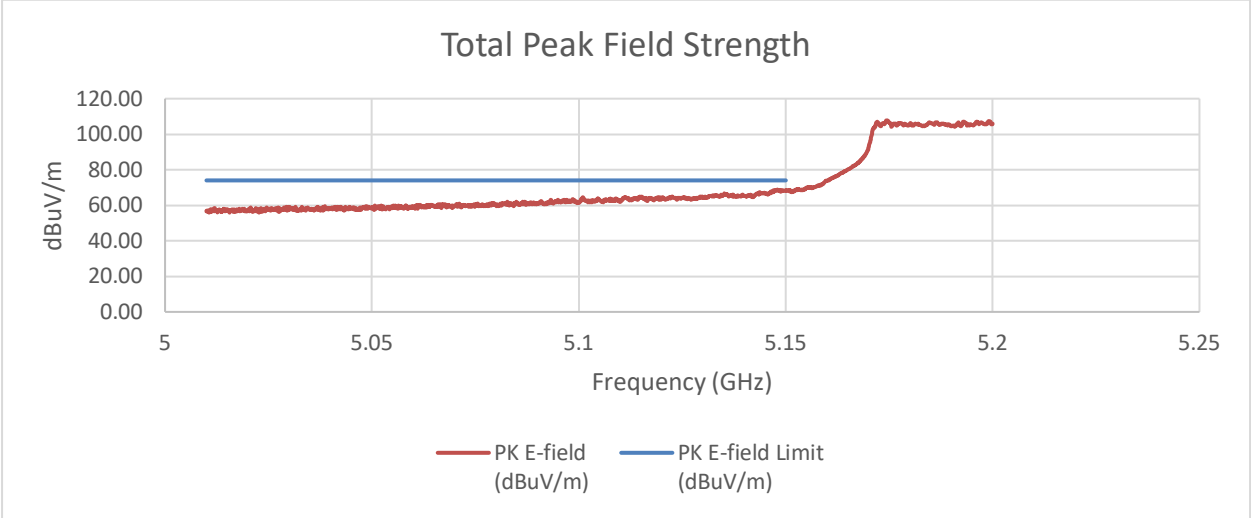

SUMMED BANDEDGE DATA (Av) Fast Method

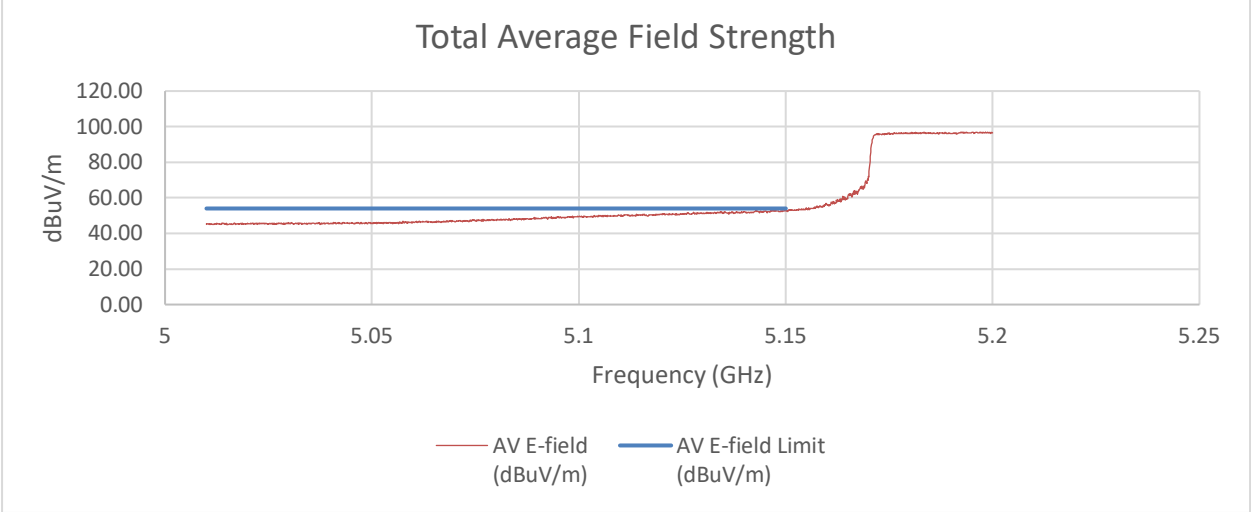

UL LLC
12 Laboratory Drive, Research Triangle Park, NC 27709; USA TEL:(919)549-1400
This report shall not be reproduced except in full, without the written approval of UL LLC

SUMMED BANDEDGE DATA (Pk) Slow Sweep

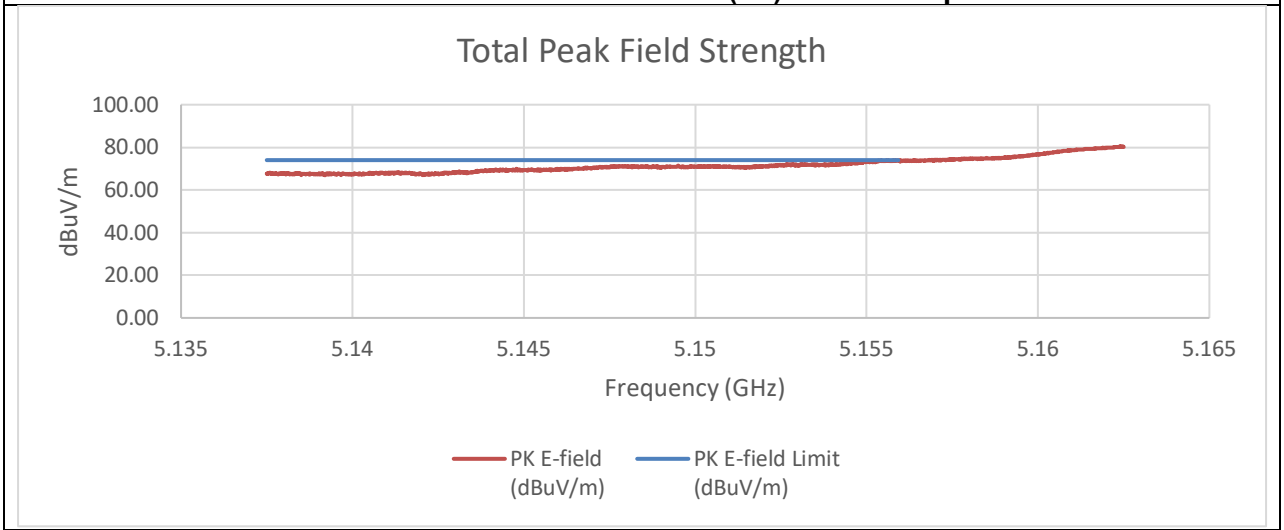

SUMMED BANDEDGE DATA (Av) Slow Sweep

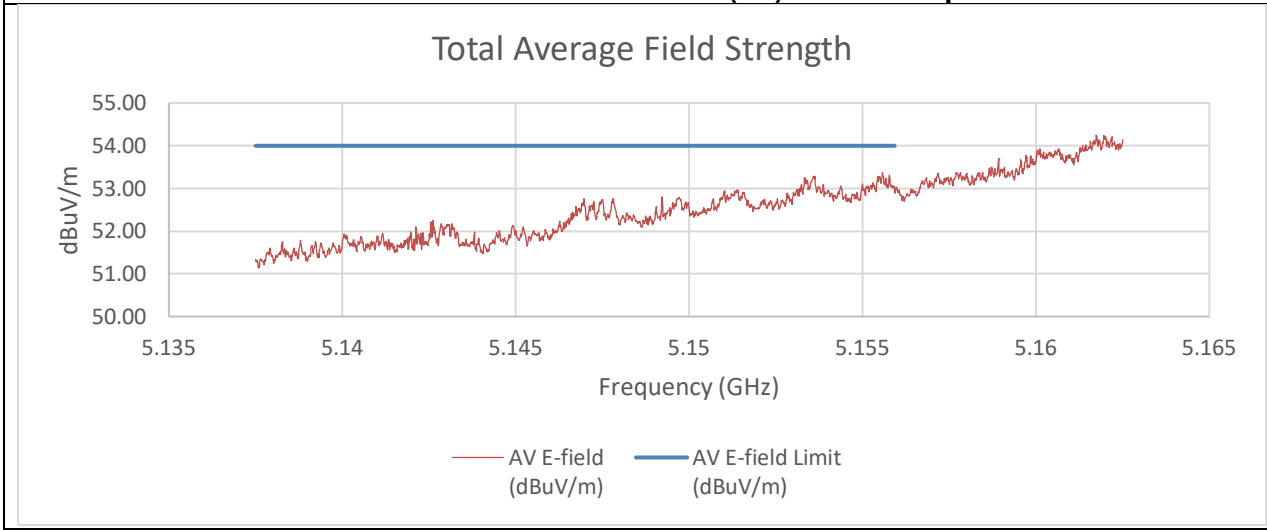

Summed Pk and Av Data at Restricted Band

Frequency (GHz)	PK Reading C1 (dBm)	PK Reading C2 (dBm)	PK EIRP (dBm)	PK E-field (dBuV/m)	PK E-field Limit (dBuV/m)	Margin (dB)
5.15	-35.25	-35.98	-24.38	70.88	74.00	-3.12
Frequency (GHz)	**AV Reading C1 (dBm)**	**AV Reading C2 (dBm)**	**AV EIRP (dBm)**	**AV E-field (dBuV/m)**	**AV E-field Limit (dBuV/m)**	**Margin (dB)**
5.15	-58.67	-51.82	-42.71	52.55	54.00	-1.45

An array gain of 8.21 dBi and a duty cycle correction factor of 0.09 dB was used in the calculation of the summed data. Fast sweep was performed just to show that no other emissions existed outside of the frequencies observed by the slow sweep measurement.

UL LLC
12 Laboratory Drive, Research Triangle Park, NC 27709; USA TEL:(919)549-1400
This report shall not be reproduced except in full, without the written approval of UL LLC

2TX CHAIN 0 + CHAIN 1 MODE (Low Gain) High BE 5250 MHz

SUMMED BANDEDGE DATA (Pk) Fast Method

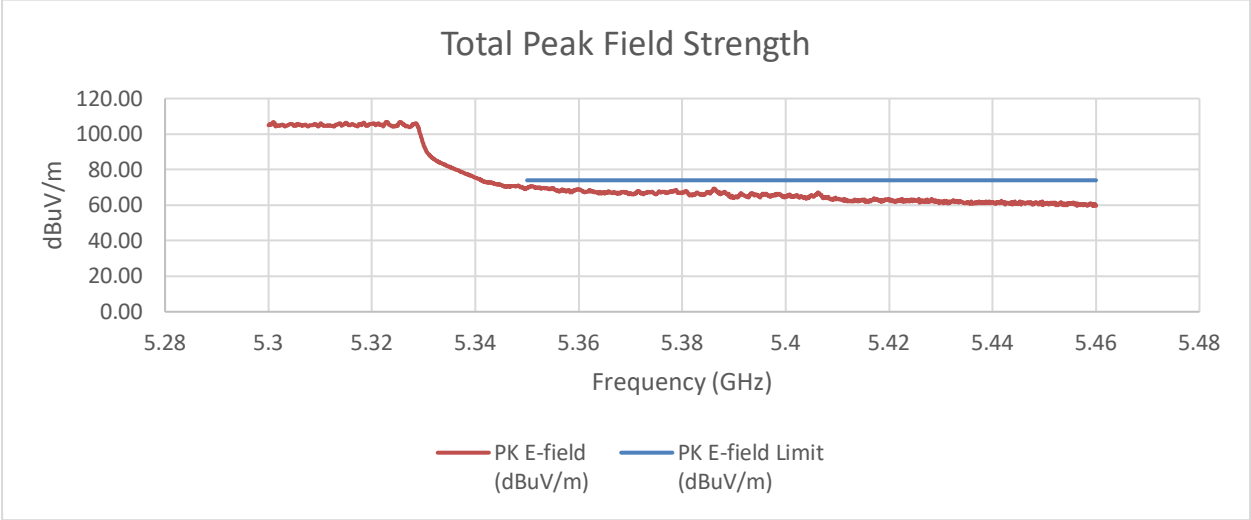

SUMMED BANDEDGE DATA (Av) Fast Method

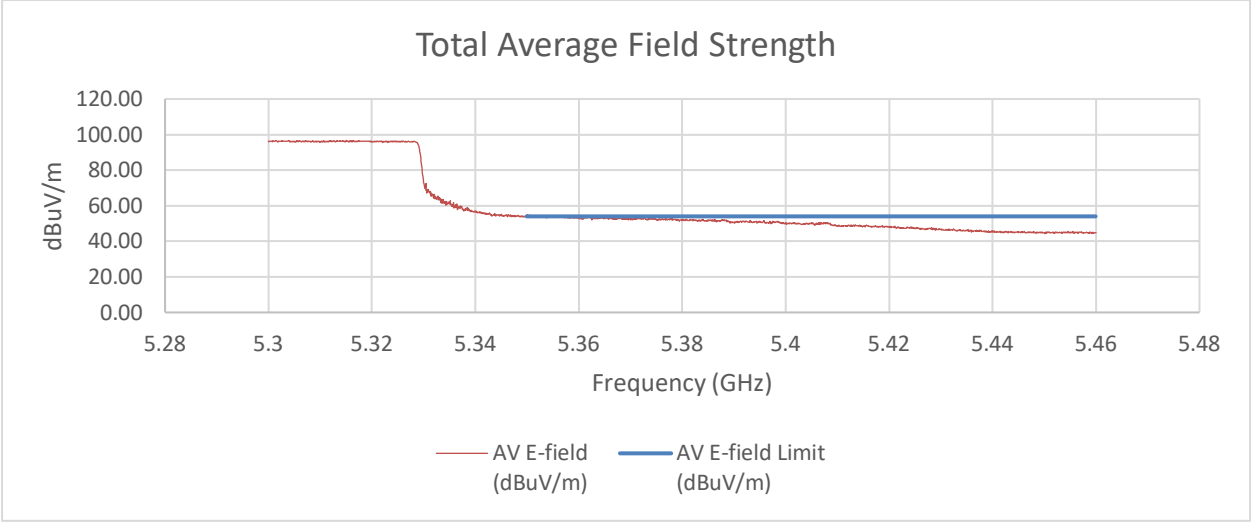

UL LLC
12 Laboratory Drive, Research Triangle Park, NC 27709; USA TEL:(919)549-1400
This report shall not be reproduced except in full, without the written approval of UL LLC

SUMMED BANDEDGE DATA (Pk) Slow Sweep

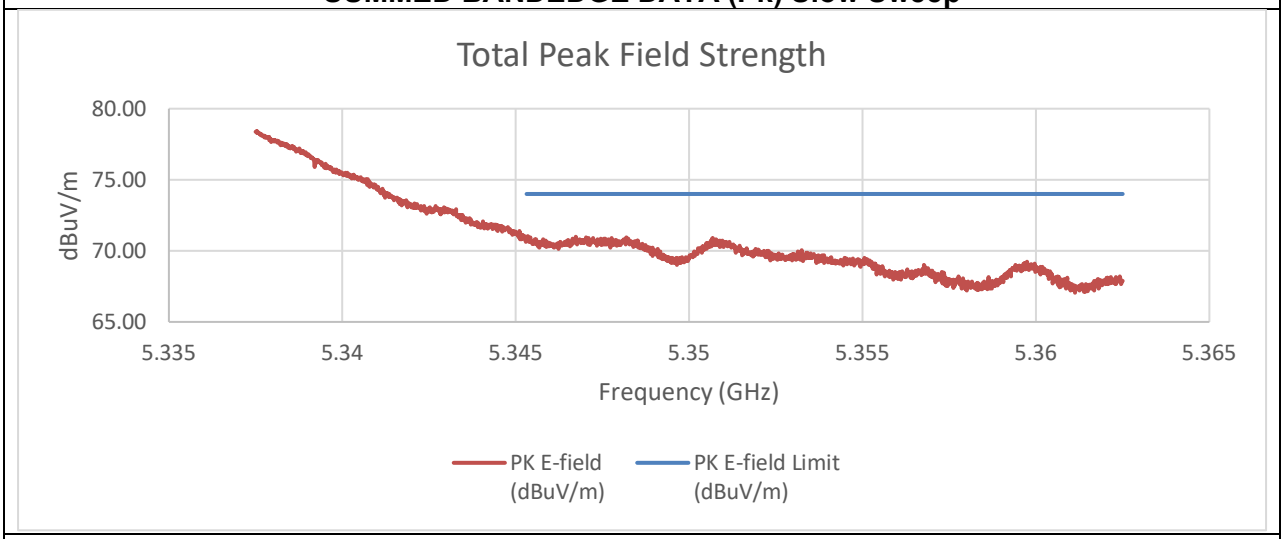

SUMMED BANDEDGE DATA (Av) Slow Sweep

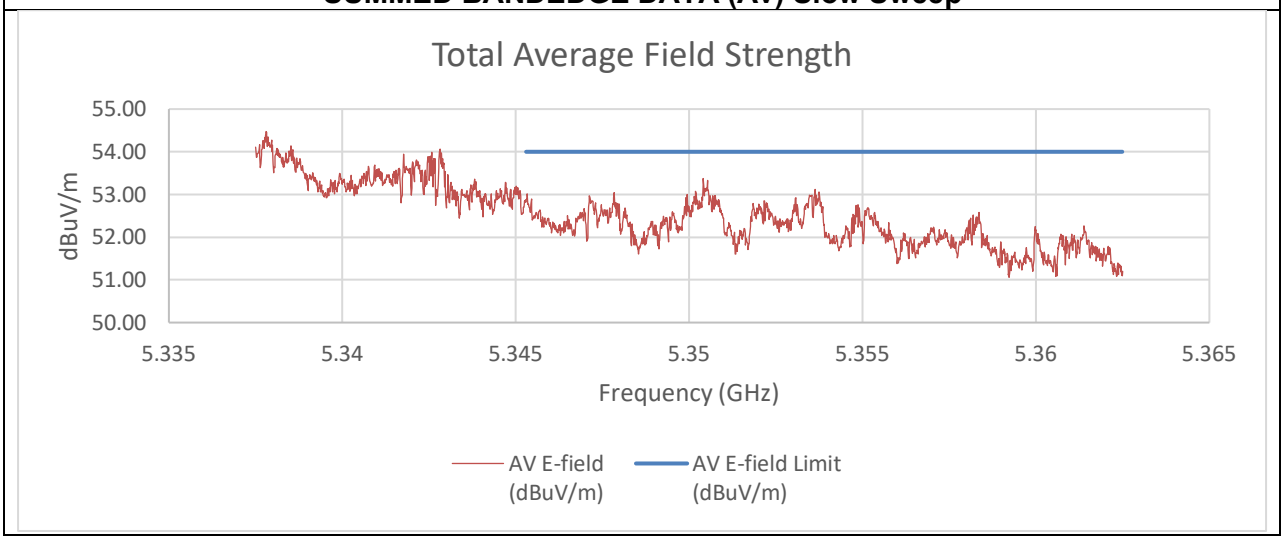

Summed Pk and Av Data at Restricted Band

Frequency (GHz)	PK Reading C1 (dBm)	PK Reading C2 (dBm)	PK EIRP (dBm)	PK E-field (dBuV/m)	PK E-field Limit (dBuV/m)	Margin (dB)
5.35	-36.47	-37.67	-25.81	69.45	74.00	-4.55
Frequency (GHz)	**AV Reading C1 (dBm)**	**AV Reading C2 (dBm)**	**AV EIRP (dBm)**	**AV E-field (dBuV/m)**	**AV E-field Limit (dBuV/m)**	**Margin (dB)**
5.35	-62.16	-51.18	-42.55	52.71	54.00	-1.29

An array gain of 8.21 dBi and a duty cycle correction factor of 0.09 dB was used in the calculation of the summed data. Fast sweep was performed just to show that no other emissions existed outside of the frequencies observed by the slow sweep measurement.

UL LLC
12 Laboratory Drive, Research Triangle Park, NC 27709; USA TEL:(919)549-1400
This report shall not be reproduced except in full, without the written approval of UL LLC

2TX CHAIN 0 + CHAIN 1 MODE (Mid Gain) Low BE 5250 MHz

SUMMED BANDEDGE DATA (Pk) Fast Method

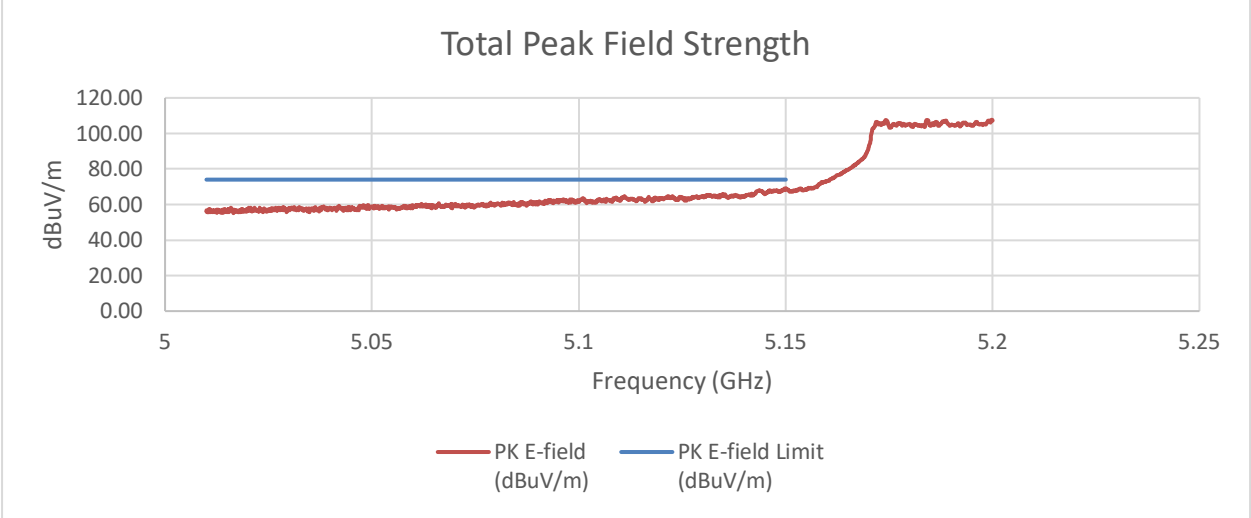

SUMMED BANDEDGE DATA (Av) Fast Method

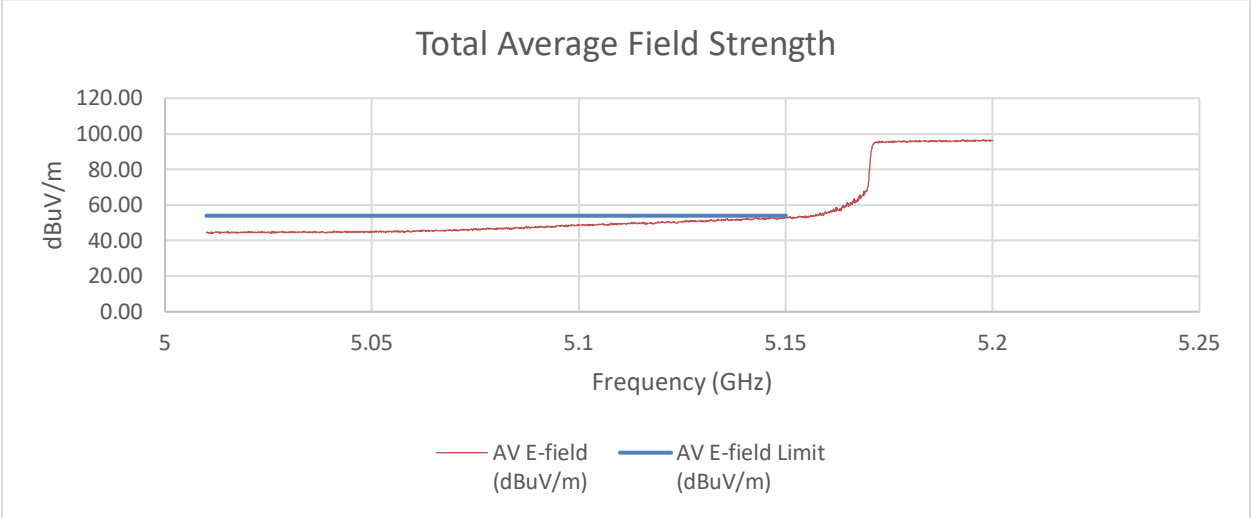

UL LLC
12 Laboratory Drive, Research Triangle Park, NC 27709; USA TEL:(919)549-1400
This report shall not be reproduced except in full, without the written approval of UL LLC

SUMMED BANDEDGE DATA (Pk) Slow Sweep

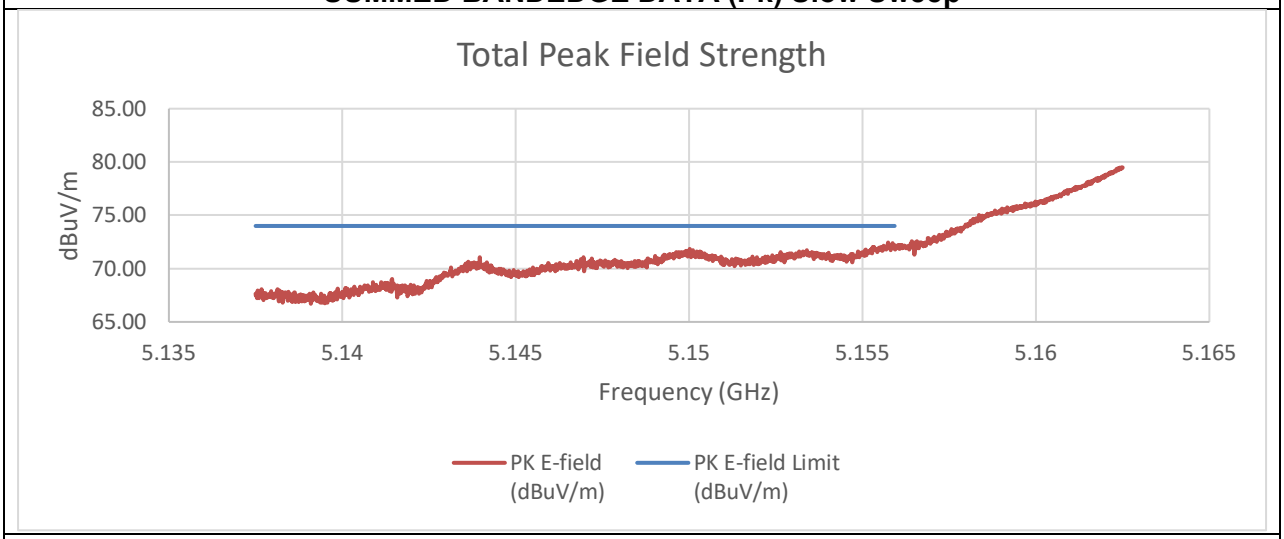

SUMMED BANDEDGE DATA (Av) Slow Sweep

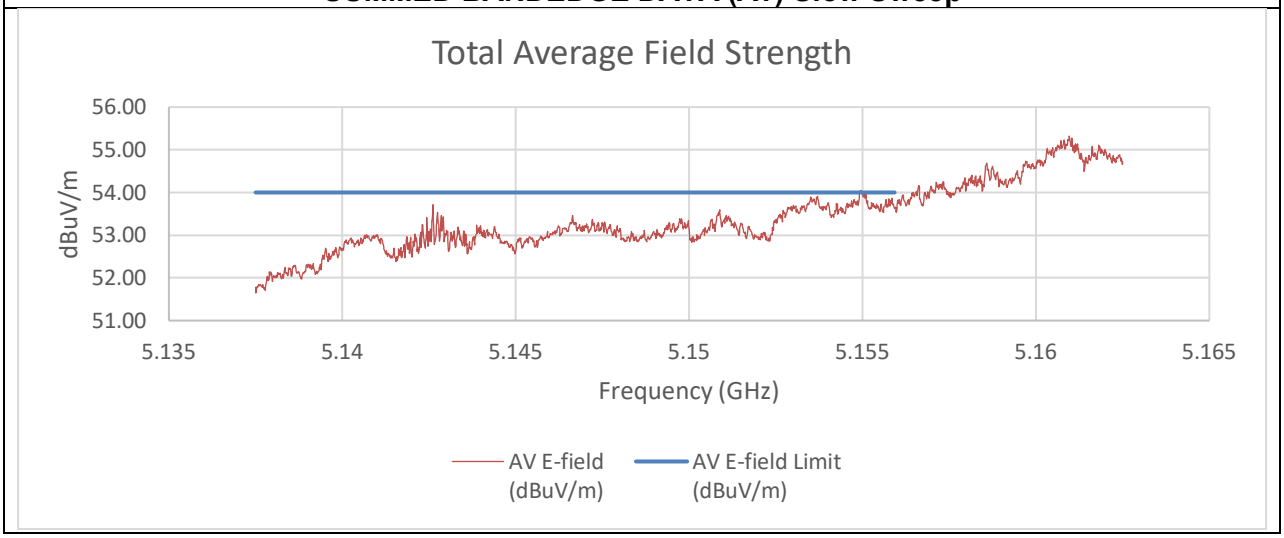

Summed Pk and Av Data at Restricted Band

Frequency (GHz)	PK Reading C1 (dBm)	PK Reading C2 (dBm)	PK EIRP (dBm)	PK E-field (dBuV/m)	PK E-field Limit (dBuV/m)	Margin (dB)
5.15	-36.25	-38.74	-24.00	71.26	74.00	-2.74
Frequency (GHz)	**AV Reading C1 (dBm)**	**AV Reading C2 (dBm)**	**AV EIRP (dBm)**	**AV E-field (dBuV/m)**	**AV E-field Limit (dBuV/m)**	**Margin (dB)**
5.15	-55.37	-55.61	-42.08	53.18	54.00	-0.82

An array gain of 10.31 dBi and a duty cycle correction factor of 0.09 dB was used in the calculation of the summed data. Fast sweep was performed just to show that no other emissions existed outside of the frequencies observed by the slow sweep measurement.

UL LLC
12 Laboratory Drive, Research Triangle Park, NC 27709; USA TEL:(919)549-1400
This report shall not be reproduced except in full, without the written approval of UL LLC

2TX CHAIN 0 + CHAIN 1 MODE (Mid Gain) High BE 5250 MHz

SUMMED BANDEDGE DATA (Pk) Fast Method

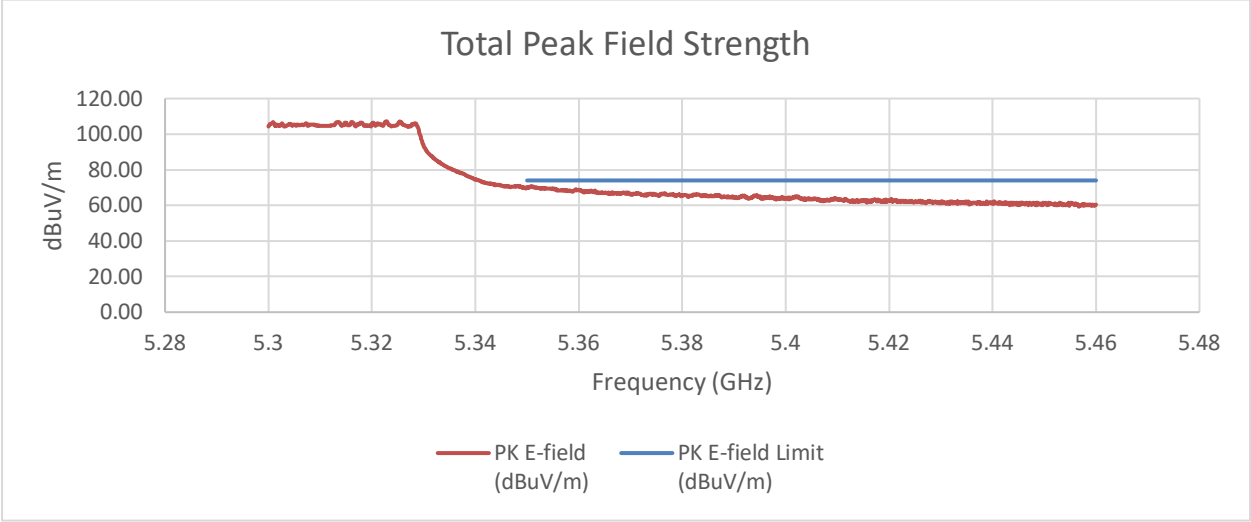

SUMMED BANDEDGE DATA (Av) Fast Method

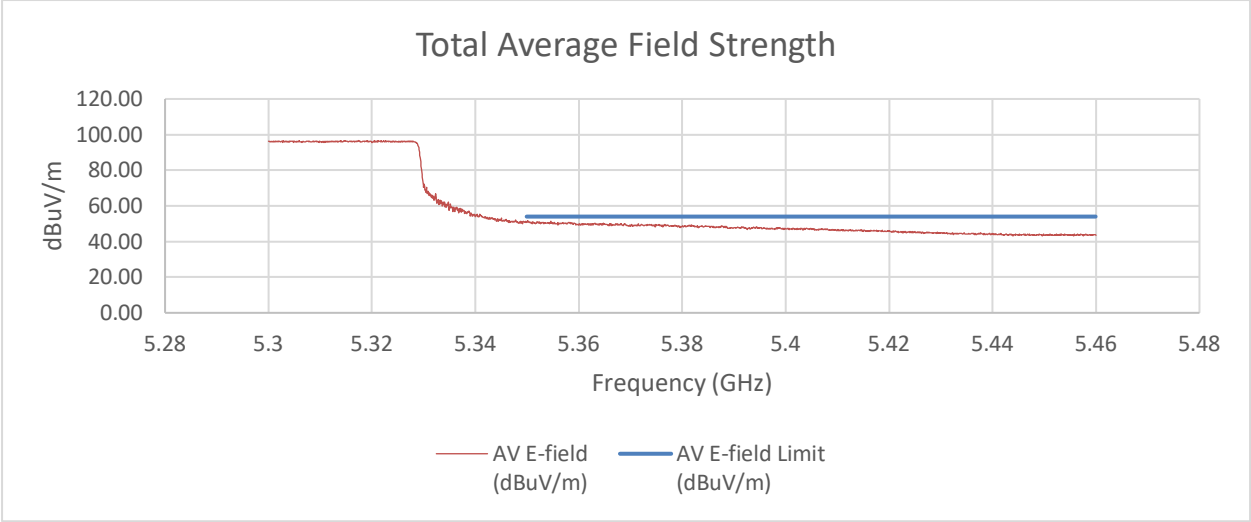

UL LLC
12 Laboratory Drive, Research Triangle Park, NC 27709; USA TEL:(919)549-1400
This report shall not be reproduced except in full, without the written approval of UL LLC

SUMMED BANDEDGE DATA (Pk) Slow Sweep

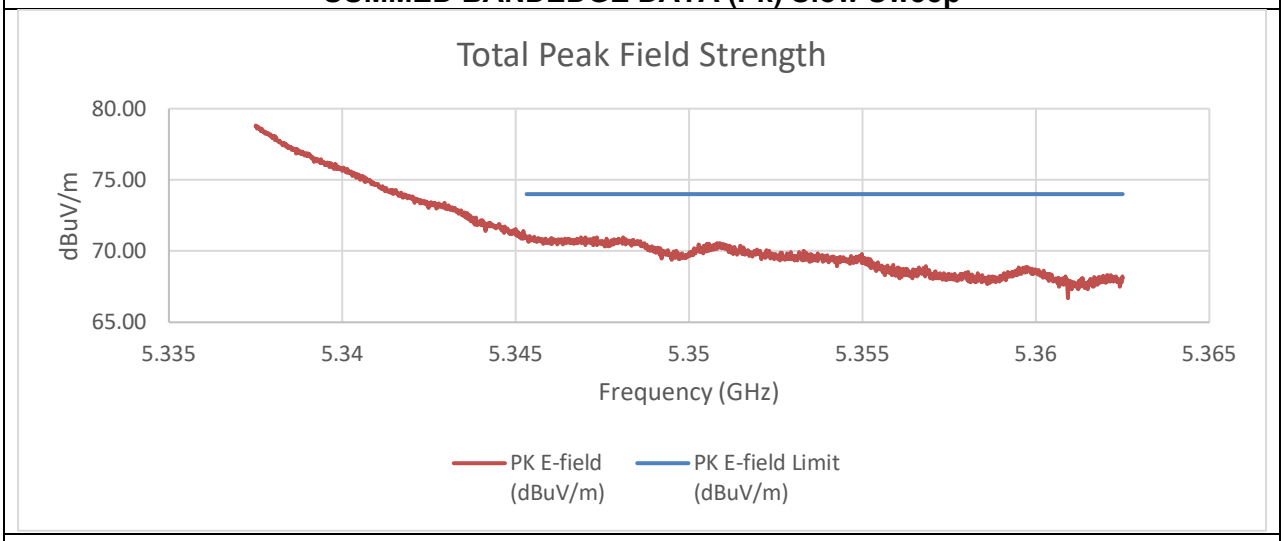

SUMMED BANDEDGE DATA (Av) Slow Sweep

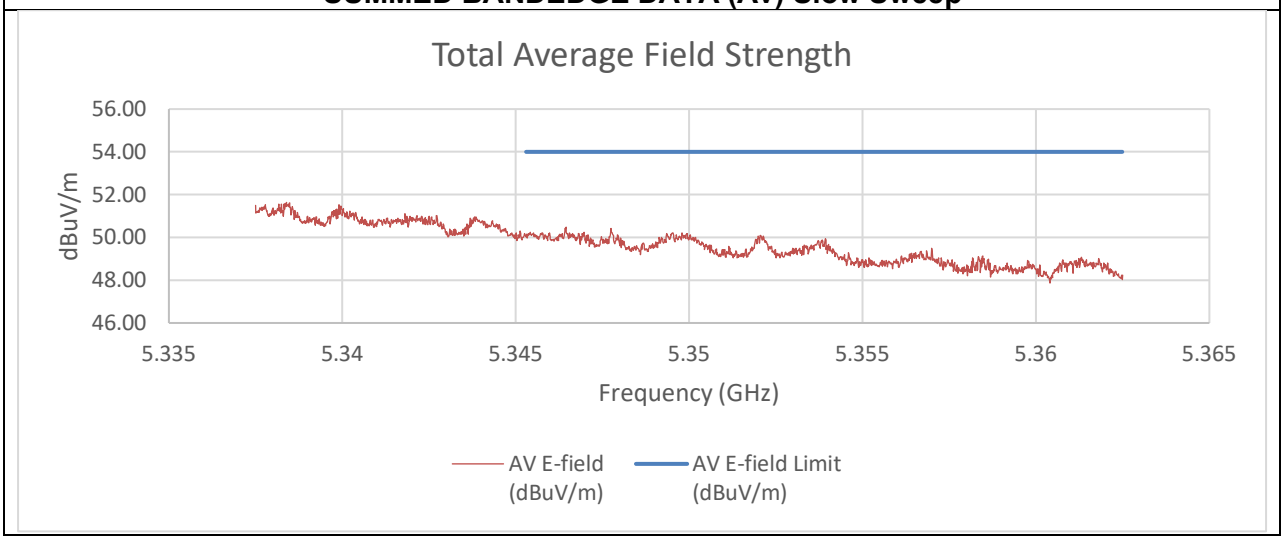

Summed Pk and Av Data at Restricted Band

Frequency (GHz)	PK Reading C1 (dBm)	PK Reading C2 (dBm)	PK EIRP (dBm)	PK E-field (dBuV/m)	PK E-field Limit (dBuV/m)	Margin (dB)
5.35	-38.40	-39.17	-25.45	69.81	74.00	-4.19
Frequency (GHz)	**AV Reading C1 (dBm)**	**AV Reading C2 (dBm)**	**AV EIRP (dBm)**	**AV E-field (dBuV/m)**	**AV E-field Limit (dBuV/m)**	**Margin (dB)**
5.35	-63.23	-56.61	-45.36	49.90	54.00	-4.10

An array gain of 10.31 dBi and a duty cycle correction factor of 0.09 dB was used in the calculation of the summed data. Fast sweep was performed just to show that no other emissions existed outside of the frequencies observed by the slow sweep measurement.

UL LLC
12 Laboratory Drive, Research Triangle Park, NC 27709; USA TEL:(919)549-1400
This report shall not be reproduced except in full, without the written approval of UL LLC

2TX CHAIN 0 + CHAIN 1 MODE (High Gain) Low BE 5250 MHz

PK MEASUREMENT

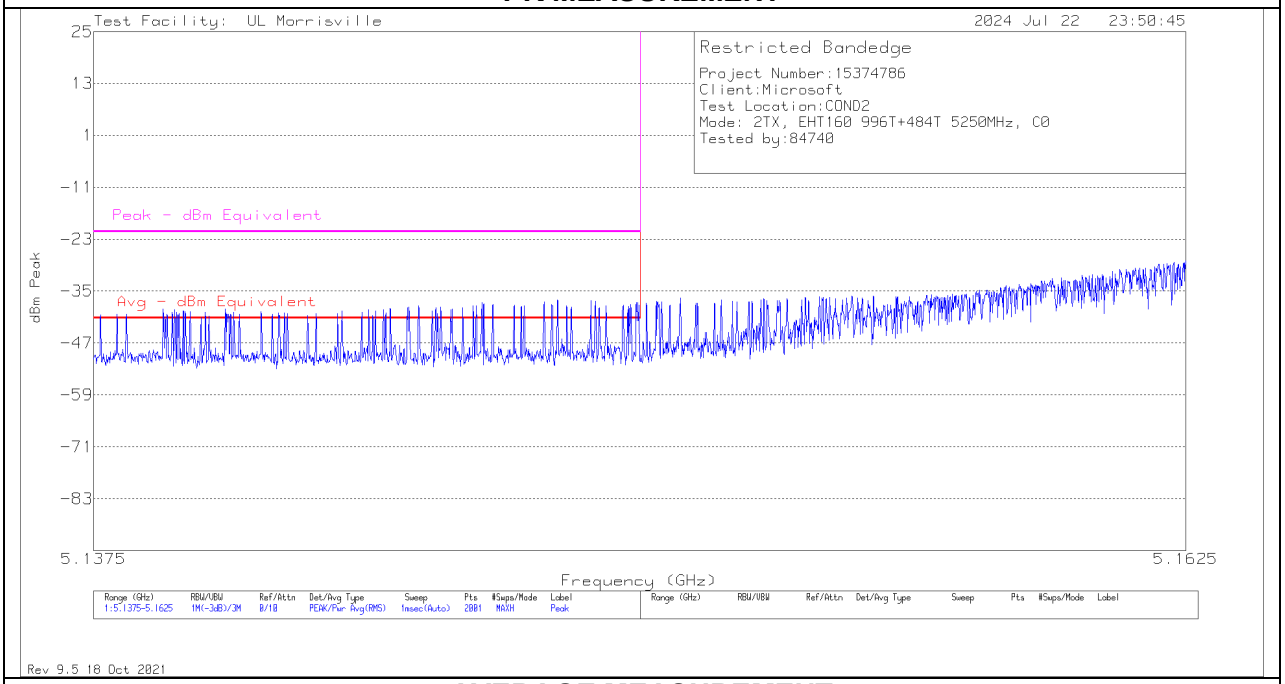

AVERAGE MEASUREMENT

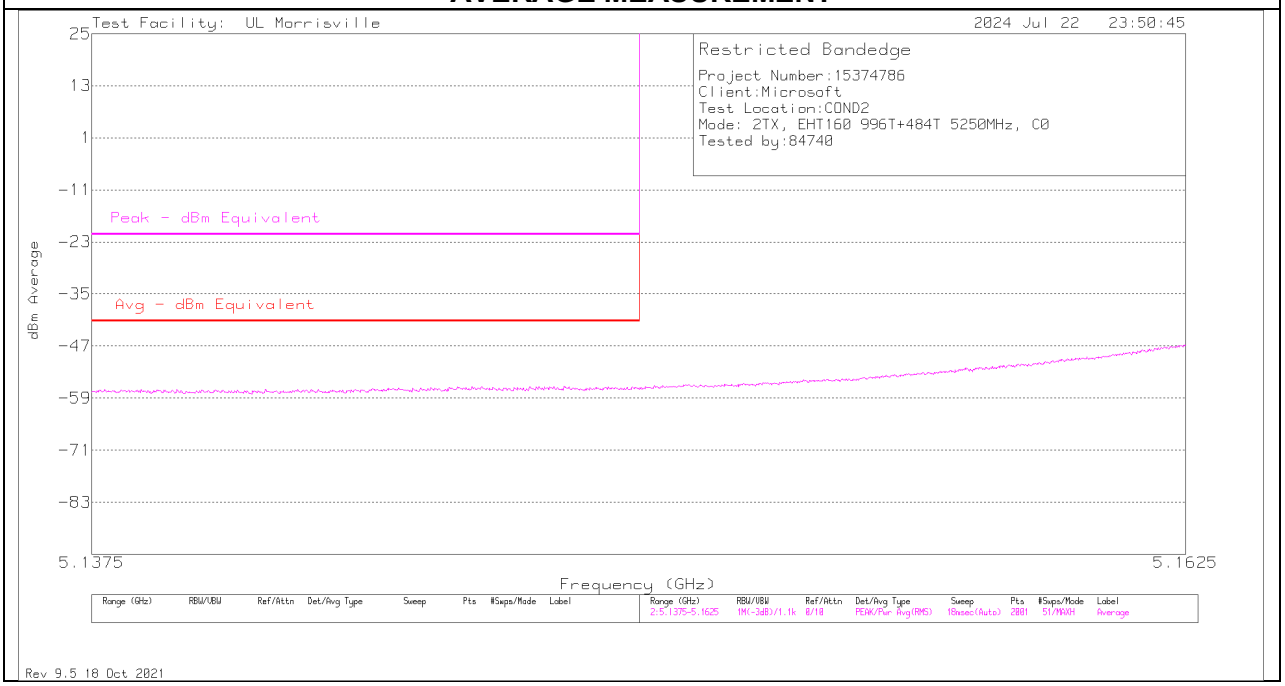

UL LLC
12 Laboratory Drive, Research Triangle Park, NC 27709; USA TEL:(919)549-1400

This report shall not be reproduced except in full, without the written approval of UL LLC

SUMMED BANDEDGE DATA (Pk) Fast Method

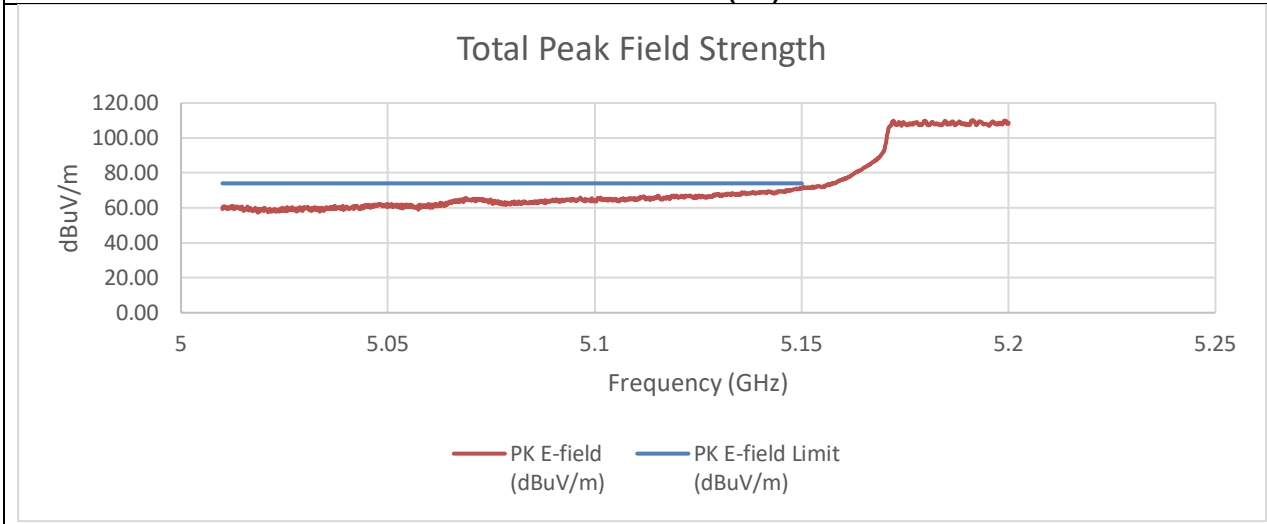

SUMMED BANDEDGE DATA (Av) Fast Method

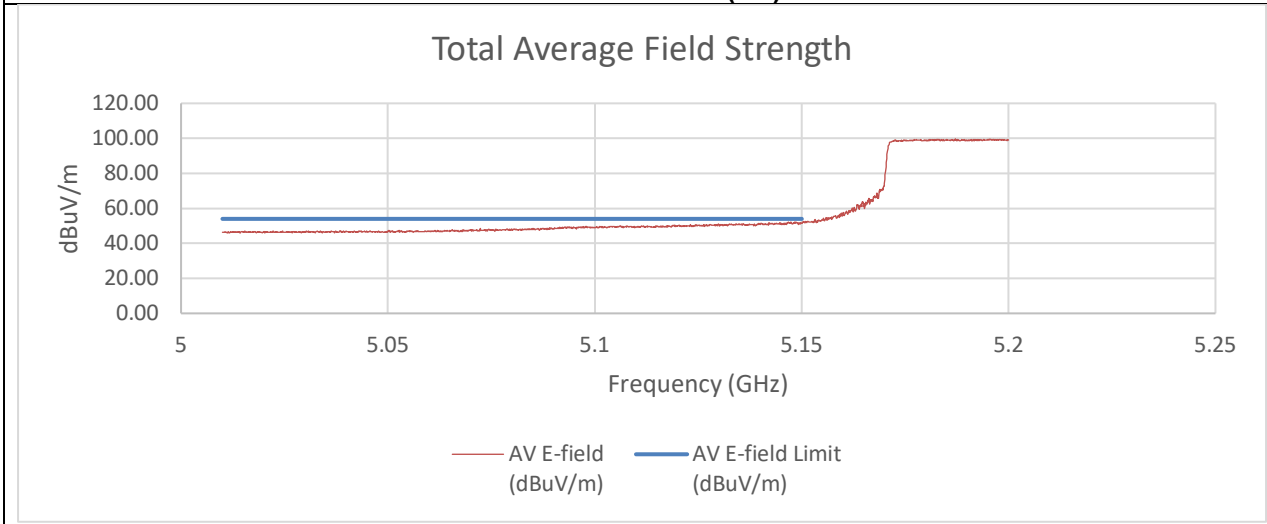

UL LLC
12 Laboratory Drive, Research Triangle Park, NC 27709; USA TEL:(919)549-1400

This report shall not be reproduced except in full, without the written approval of UL LLC

SUMMED BANDEDGE DATA (Pk) Slow Sweep

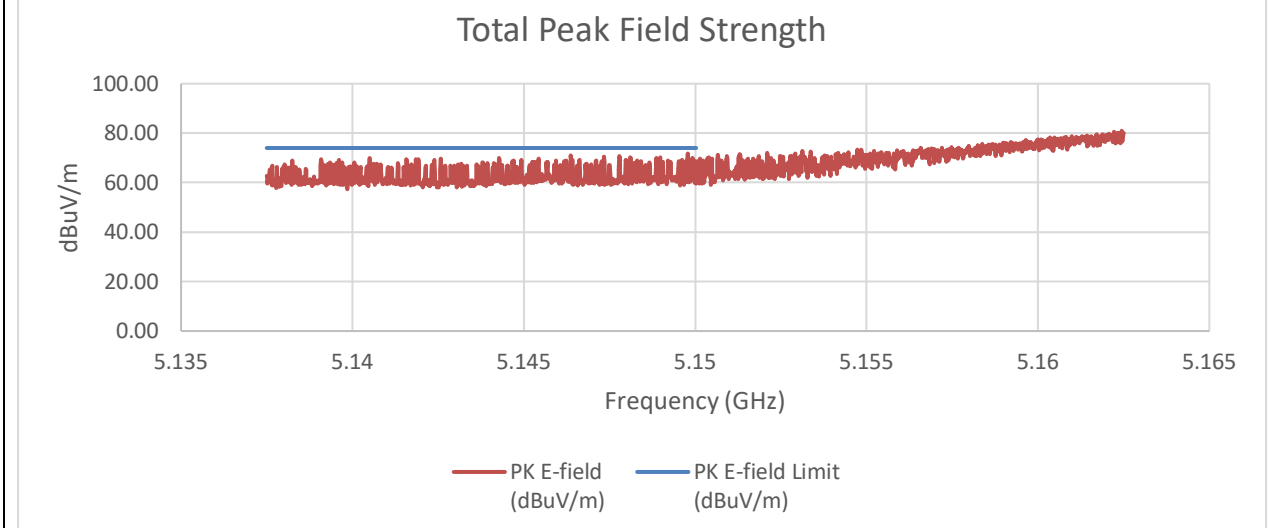

SUMMED BANDEDGE DATA (Av) Slow Sweep

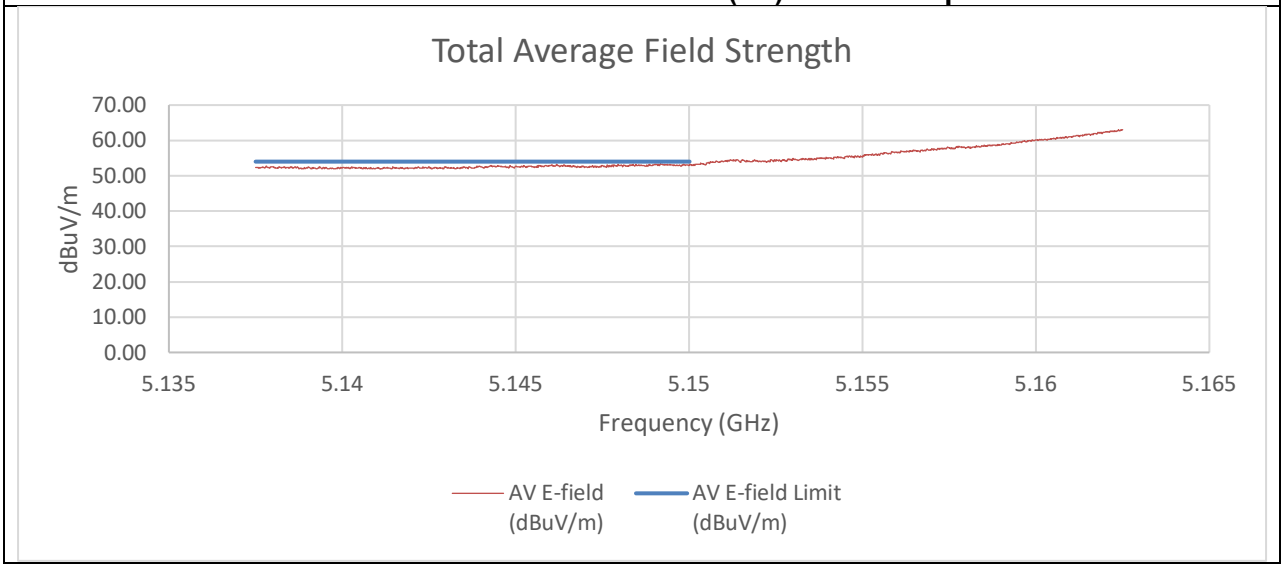

Summed Pk and Av Data at Restricted Band

Frequency (GHz)	PK Reading C1 (dBm)	PK Reading C2 (dBm)	PK EIRP (dBm)	PK E-field (dBuV/m)	PK E-field Limit (dBuV/m)	Margin (dB)
5.15	-51.30	-49.05	-35.35	59.91	74.00	-14.09
Frequency (GHz)	**AV Reading C1 (dBm)**	**AV Reading C2 (dBm)**	**AV EIRP (dBm)**	**AV E-field (dBuV/m)**	**AV E-field Limit (dBuV/m)**	**Margin (dB)**
5.15	-57.06	-57.23	-42.38	52.88	54.00	-1.12

An array gain of 11.67 dBi and a duty cycle correction factor of 0.09 dB was used in the calculation of the summed data. Fast sweep was performed just to show that no other emissions existed outside of the frequencies observed by the slow sweep measurement.

UL LLC
12 Laboratory Drive, Research Triangle Park, NC 27709; USA TEL:(919)549-1400
This report shall not be reproduced except in full, without the written approval of UL LLC

2TX CHAIN 0 + CHAIN 1 MODE (High Gain) High BE 5250 MHz

PK MEASUREMENT

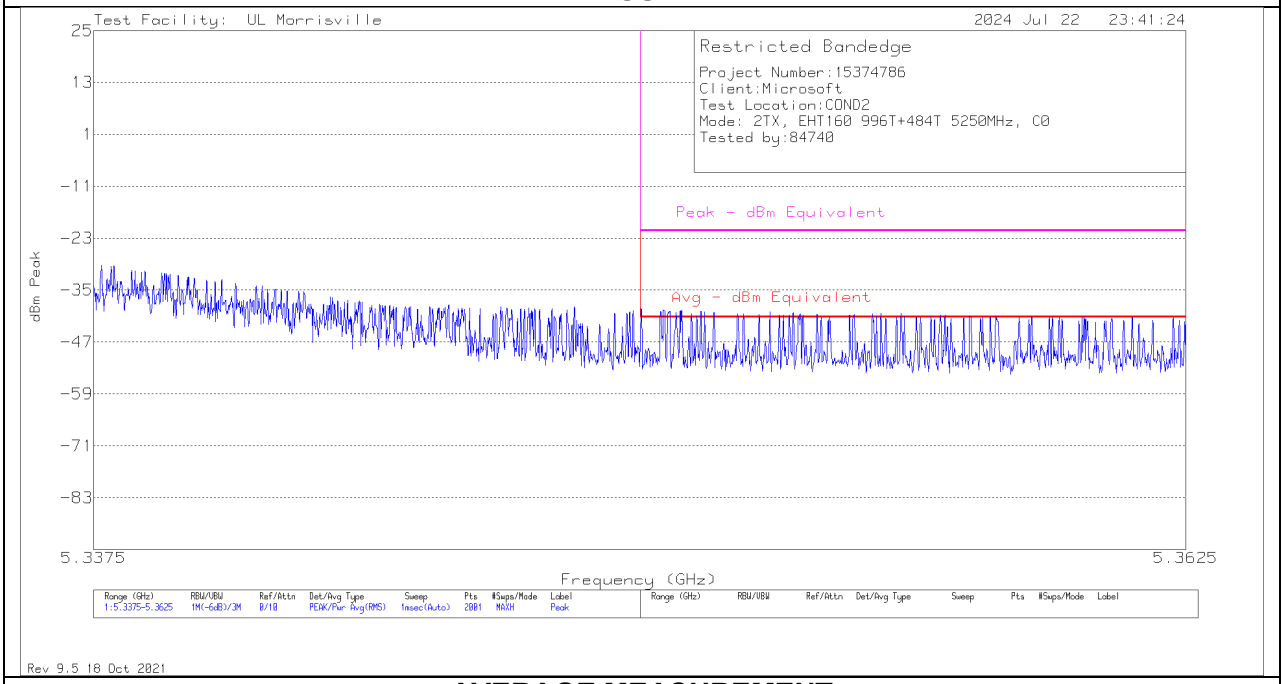

AVERAGE MEASUREMENT

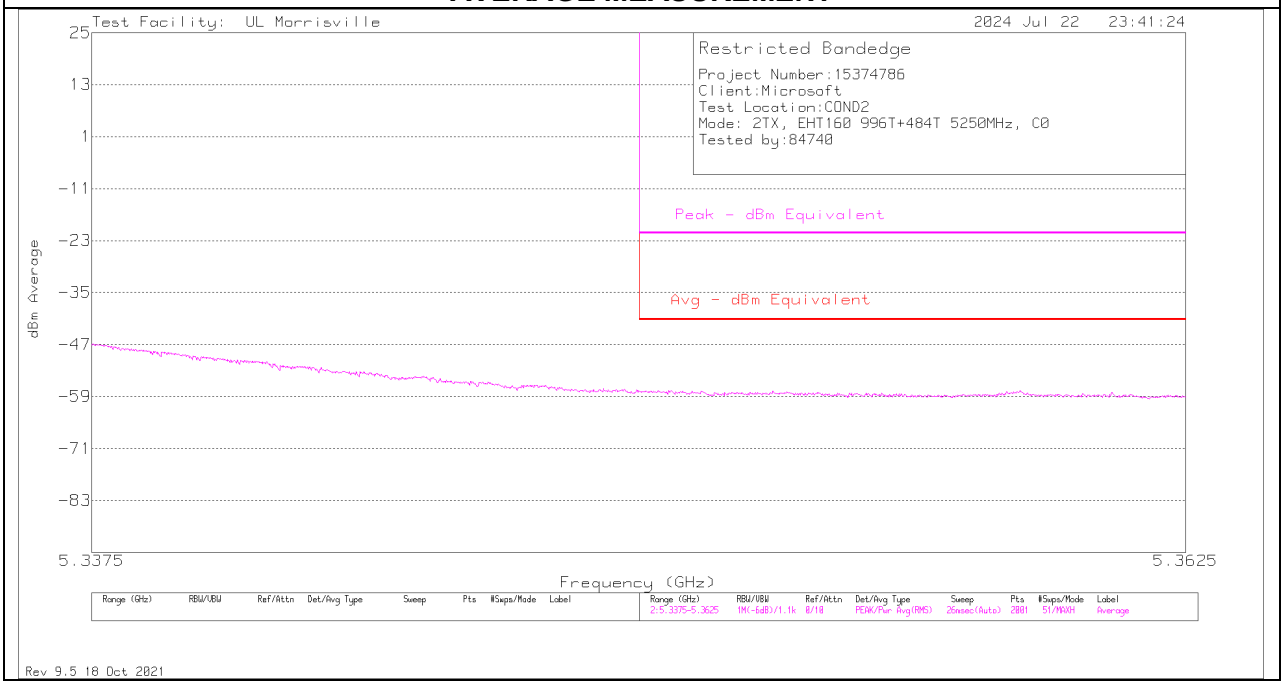

UL LLC
12 Laboratory Drive, Research Triangle Park, NC 27709; USA TEL:(919)549-1400
This report shall not be reproduced except in full, without the written approval of UL LLC

SUMMED BANDEDGE DATA (Pk) Fast Method

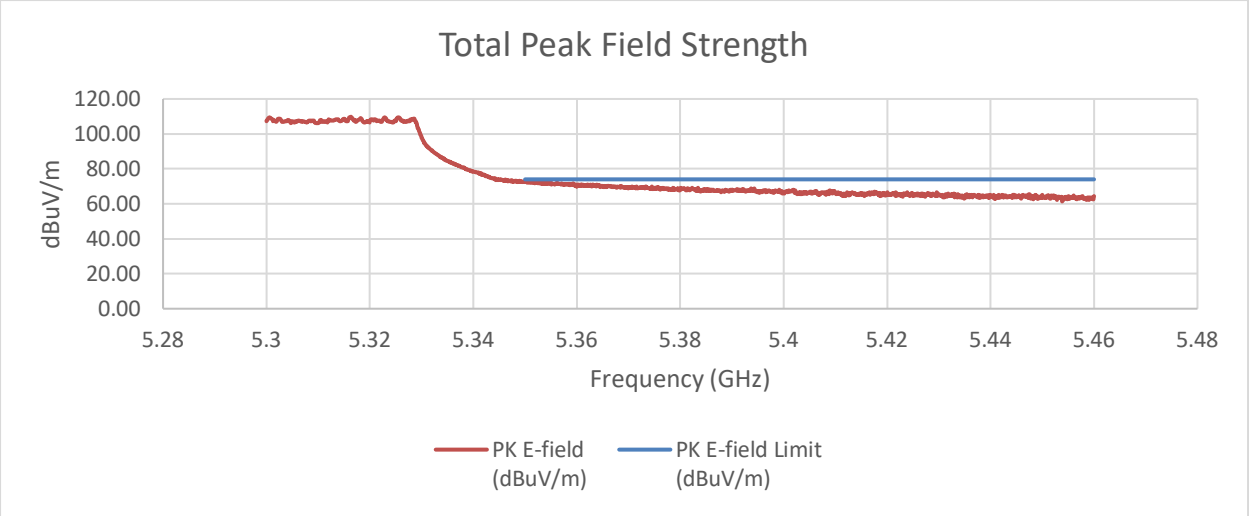

SUMMED BANDEDGE DATA (Av) Fast Method

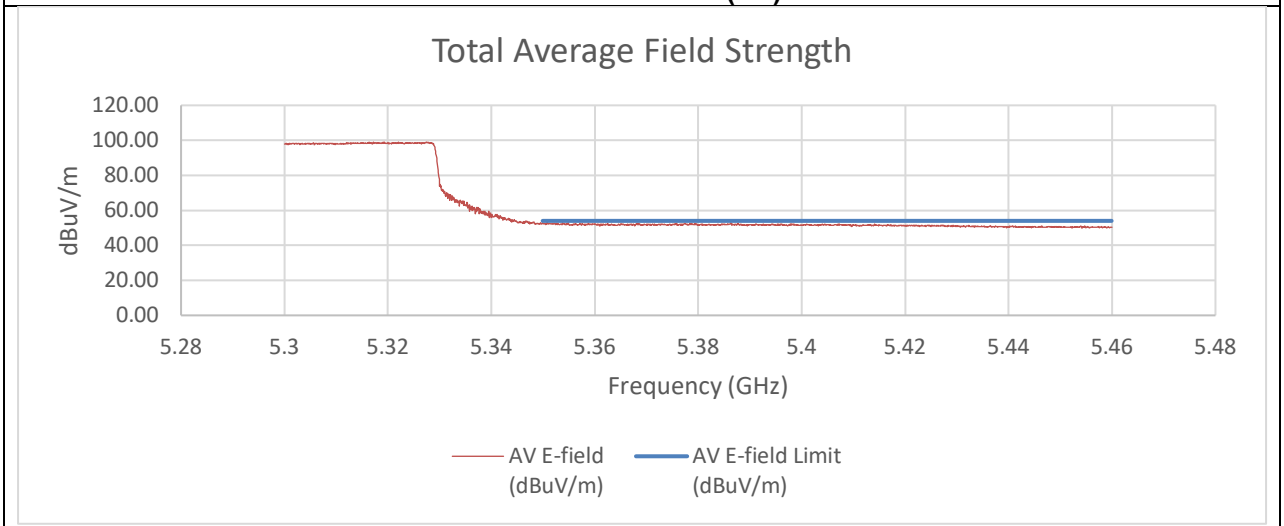

UL LLC
12 Laboratory Drive, Research Triangle Park, NC 27709; USA TEL:(919)549-1400

This report shall not be reproduced except in full, without the written approval of UL LLC

SUMMED BANDEDGE DATA (Pk) Slow Sweep

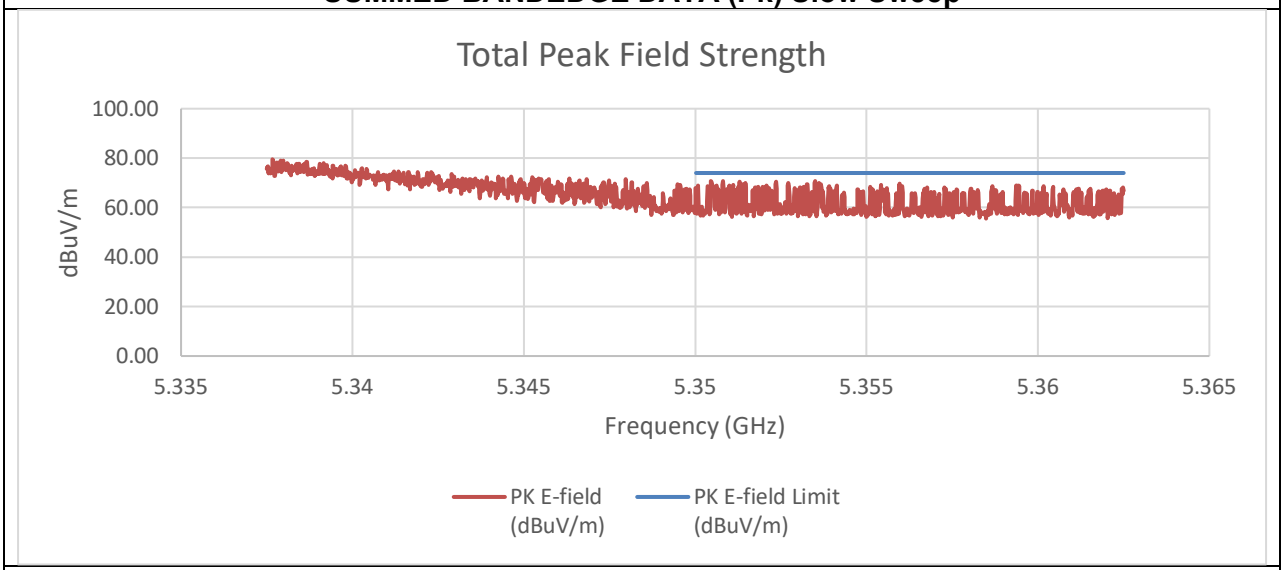

SUMMED BANDEDGE DATA (Av) Slow Sweep

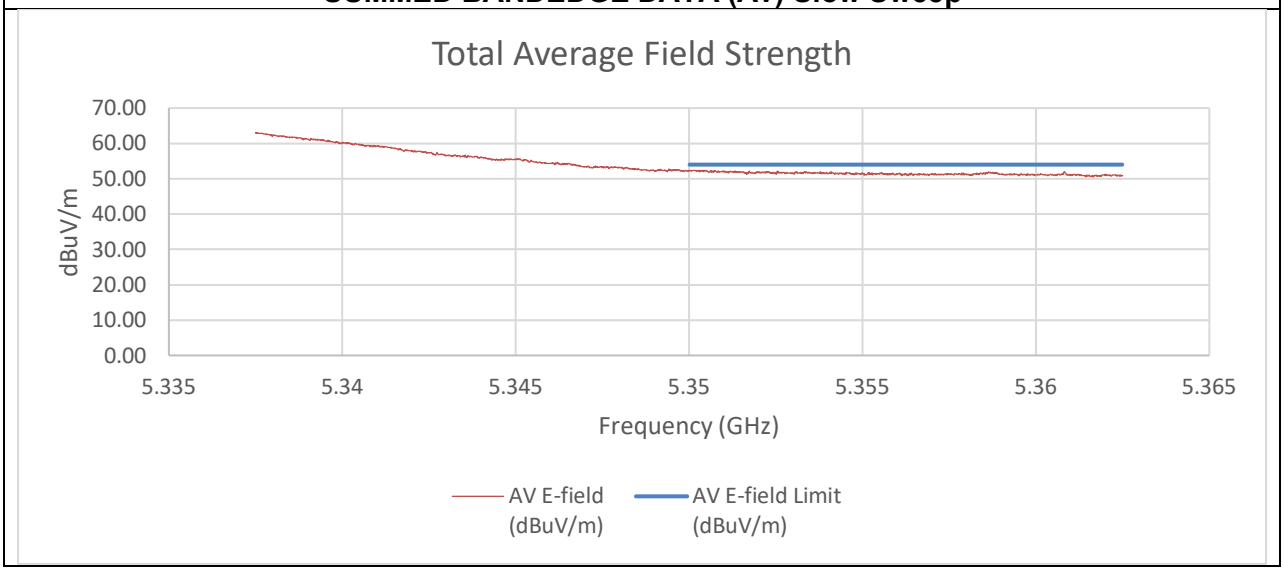

Summed Pk and Av Data at Restricted Band

Frequency (GHz)	PK Reading C1 (dBm)	PK Reading C2 (dBm)	PK EIRP (dBm)	PK E-field (dBuV/m)	PK E-field Limit (dBuV/m)	Margin (dB)
5.35	-45.94	-53.40	-33.55	61.70	74.00	-12.30
Frequency (GHz)	**AV Reading C1 (dBm)**	**AV Reading C2 (dBm)**	**AV EIRP (dBm)**	**AV E-field (dBuV/m)**	**AV E-field Limit (dBuV/m)**	**Margin (dB)**
5.35	-57.78	-57.52	-42.88	52.38	54.00	-1.62

An array gain of 11.67 dBi and a duty cycle correction factor of 0.09 dB was used in the calculation of the summed data. Fast sweep was performed just to show that no other emissions existed outside of the frequencies observed by the slow sweep measurement.

UL LLC
12 Laboratory Drive, Research Triangle Park, NC 27709; USA TEL:(919)549-1400
This report shall not be reproduced except in full, without the written approval of UL LLC

TX ABOVE 1 GHz 802.11be EHT160 484T+996T MODE IN THE 5.2/5.3 GHz BAND

2TX CHAIN 0 + CHAIN 1 MODE (Low Gain) Low BE 5250 MHz

SUMMED BANDEDGE DATA (Pk) Fast Method

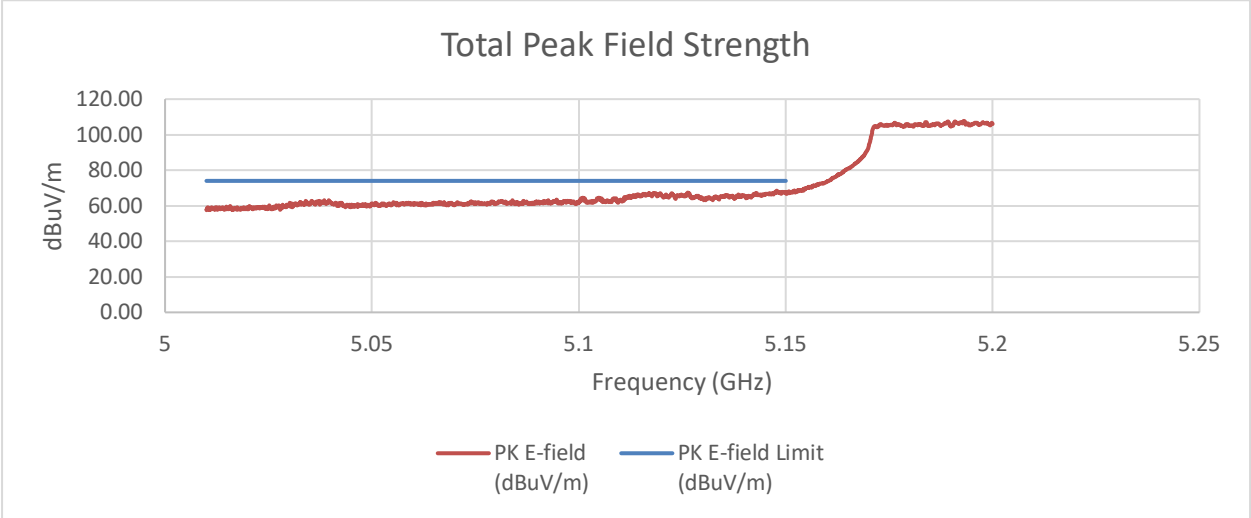

SUMMED BANDEDGE DATA (Av) Fast Method

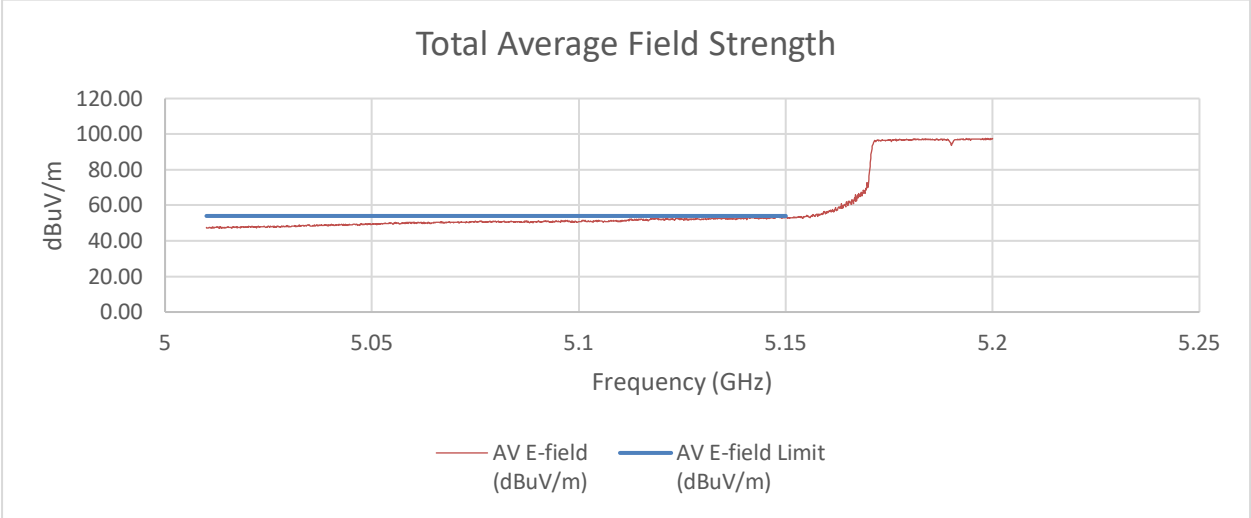

UL LLC
12 Laboratory Drive, Research Triangle Park, NC 27709; USA TEL:(919)549-1400
This report shall not be reproduced except in full, without the written approval of UL LLC

SUMMED BANDEDGE DATA (Pk) Slow Sweep

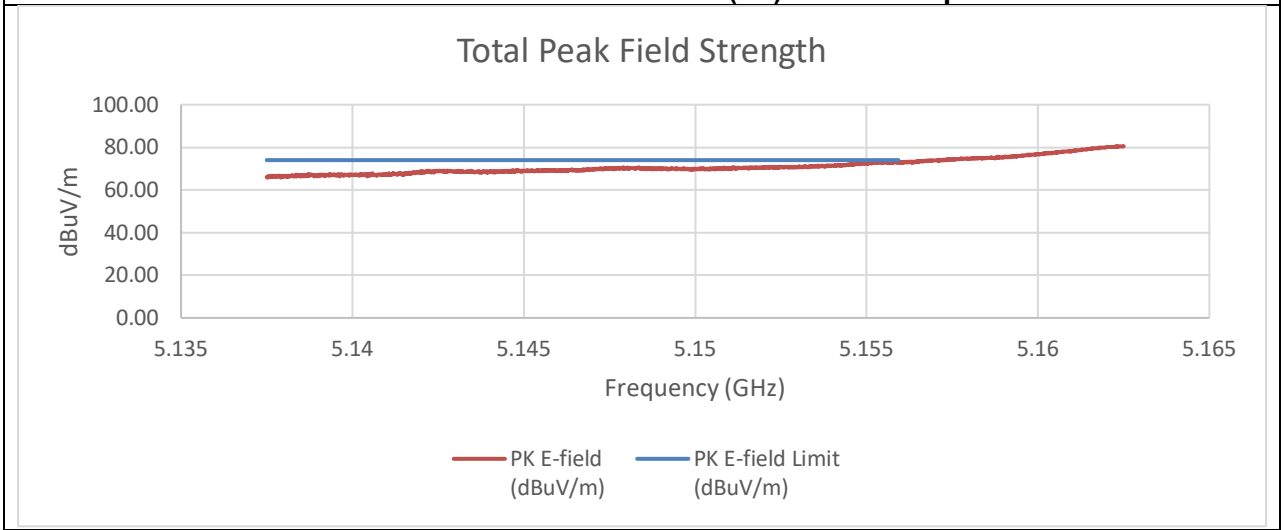

SUMMED BANDEDGE DATA (Av) Slow Sweep

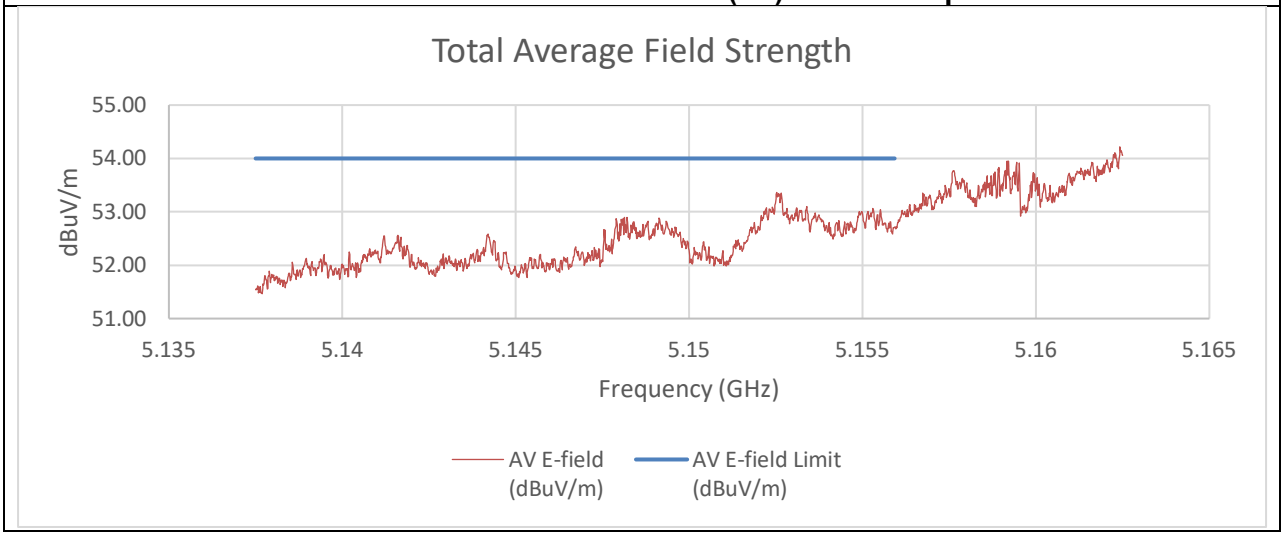

Summed Pk and Av Data at Restricted Band

Frequency (GHz)	PK Reading C1 (dBm)	PK Reading C2 (dBm)	PK EIRP (dBm)	PK E-field (dBuV/m)	PK E-field Limit (dBuV/m)	Margin (dB)
5.15	-39.58	-35.04	-25.52	69.74	74.00	-4.26
Frequency (GHz)	**AV Reading C1 (dBm)**	**AV Reading C2 (dBm)**	**AV EIRP (dBm)**	**AV E-field (dBuV/m)**	**AV E-field Limit (dBuV/m)**	**Margin (dB)**
5.15	-56.97	-52.64	-42.98	52.28	54.00	-1.72

An array gain of 8.21 dBi and a duty cycle correction factor of 0.09 dB was used in the calculation of the summed data. Fast sweep was performed just to show that no other emissions existed outside of the frequencies observed by the slow sweep measurement.

UL LLC
12 Laboratory Drive, Research Triangle Park, NC 27709; USA TEL:(919)549-1400
This report shall not be reproduced except in full, without the written approval of UL LLC

2TX CHAIN 0 + CHAIN 1 MODE (Low Gain) High BE 5250 MHz

SUMMED BANDEDGE DATA (Pk) Fast Method

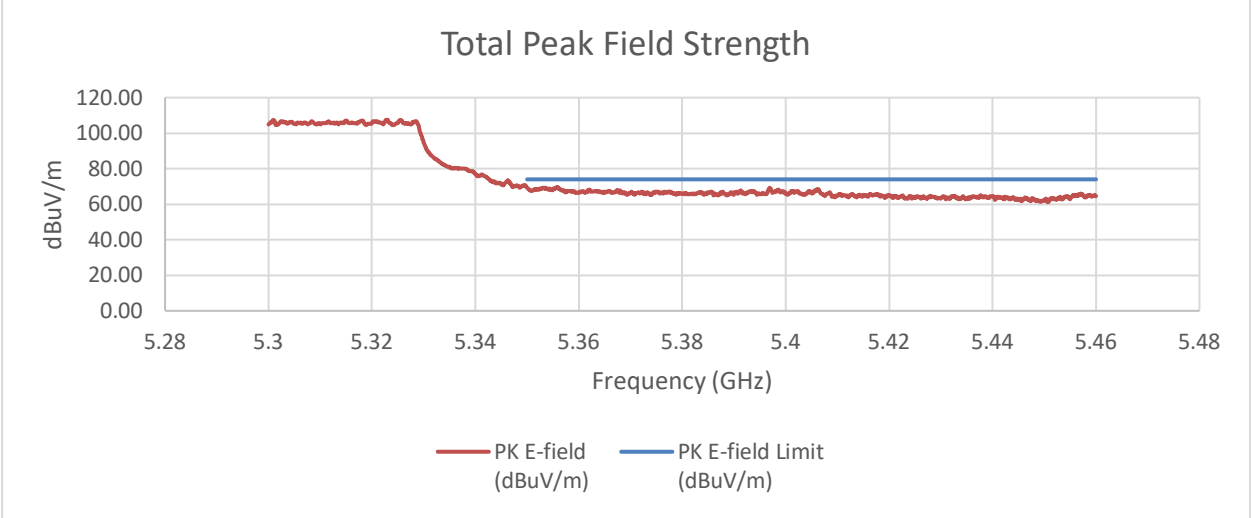

SUMMED BANDEDGE DATA (Av) Fast Method

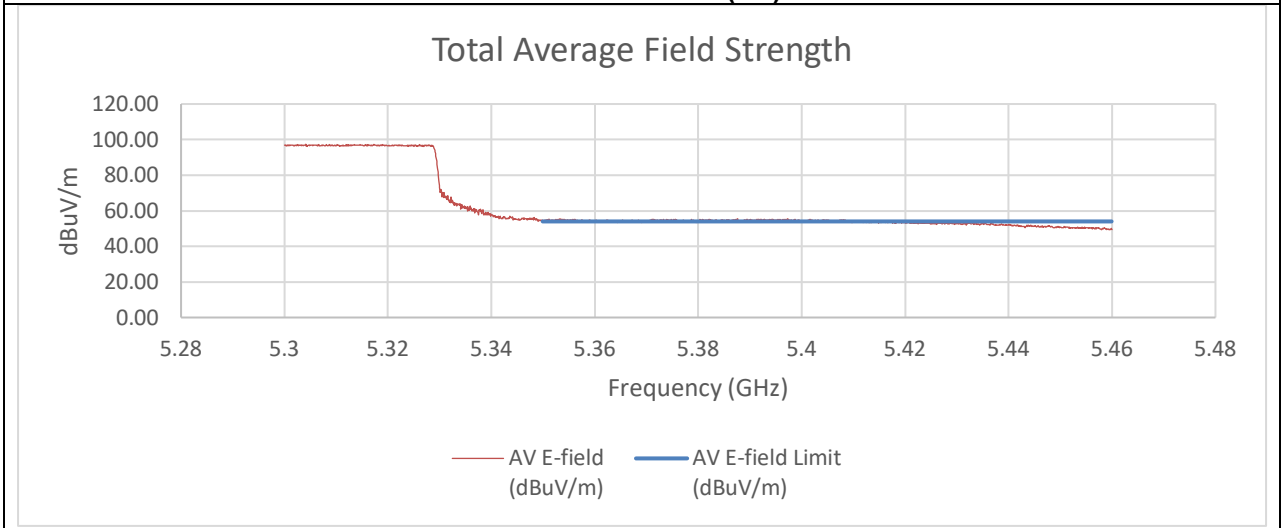

UL LLC
12 Laboratory Drive, Research Triangle Park, NC 27709; USA TEL:(919)549-1400
This report shall not be reproduced except in full, without the written approval of UL LLC

SUMMED BANDEDGE DATA (Pk) Slow Sweep

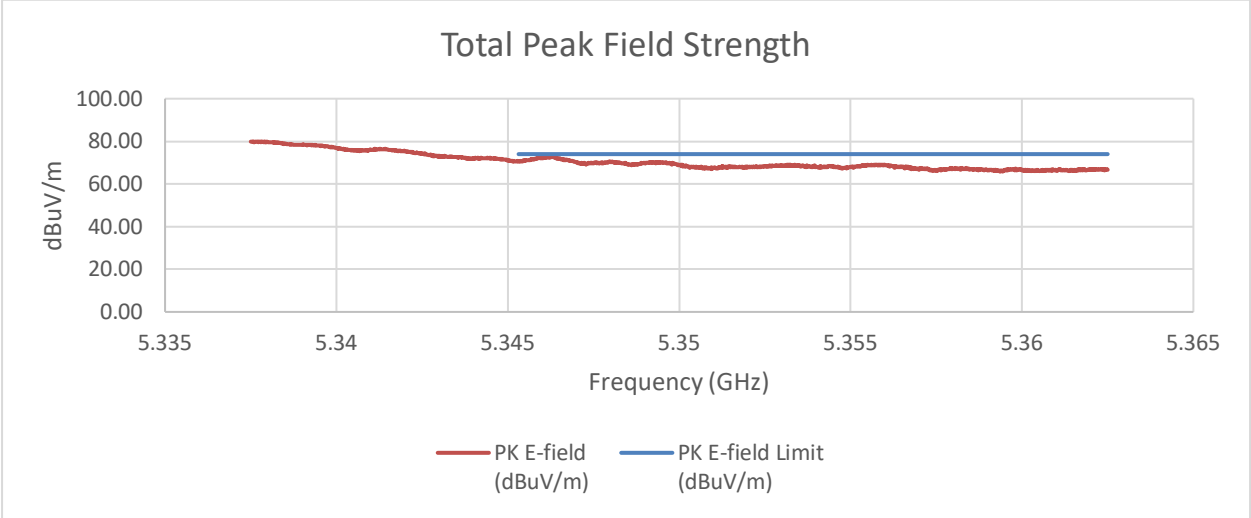

SUMMED BANDEDGE DATA (Av) Slow Sweep

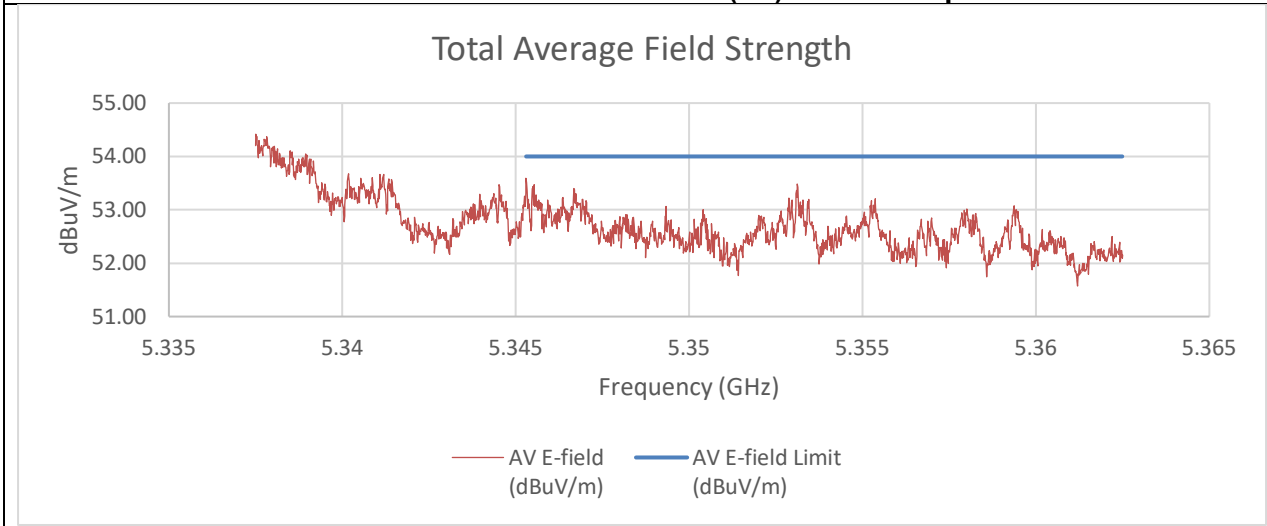

Summed Pk and Av Data at Restricted Band

Frequency (GHz)	PK Reading C1 (dBm)	PK Reading C2 (dBm)	PK EIRP (dBm)	PK E-field (dBuV/m)	PK E-field Limit (dBuV/m)	Margin (dB)
5.35	-37.99	-37.23	-26.37	68.88	74.00	-5.12
Frequency (GHz)	**AV Reading C1 (dBm)**	**AV Reading C2 (dBm)**	**AV EIRP (dBm)**	**AV E-field (dBuV/m)**	**AV E-field Limit (dBuV/m)**	**Margin (dB)**
5.35	-60.86	-51.58	-42.80	52.46	54.00	-1.54

An array gain of 10.31 dBi and a duty cycle correction factor of 0.09 dB was used in the calculation of the summed data. Fast sweep was performed just to show that no other emissions existed outside of the frequencies observed by the slow sweep measurement.

UL LLC
12 Laboratory Drive, Research Triangle Park, NC 27709; USA TEL:(919)549-1400
This report shall not be reproduced except in full, without the written approval of UL LLC

2TX CHAIN 0 + CHAIN 1 MODE (Mid Gain) Low BE 5250 MHz

SUMMED BANDEDGE DATA (Pk) Fast Method

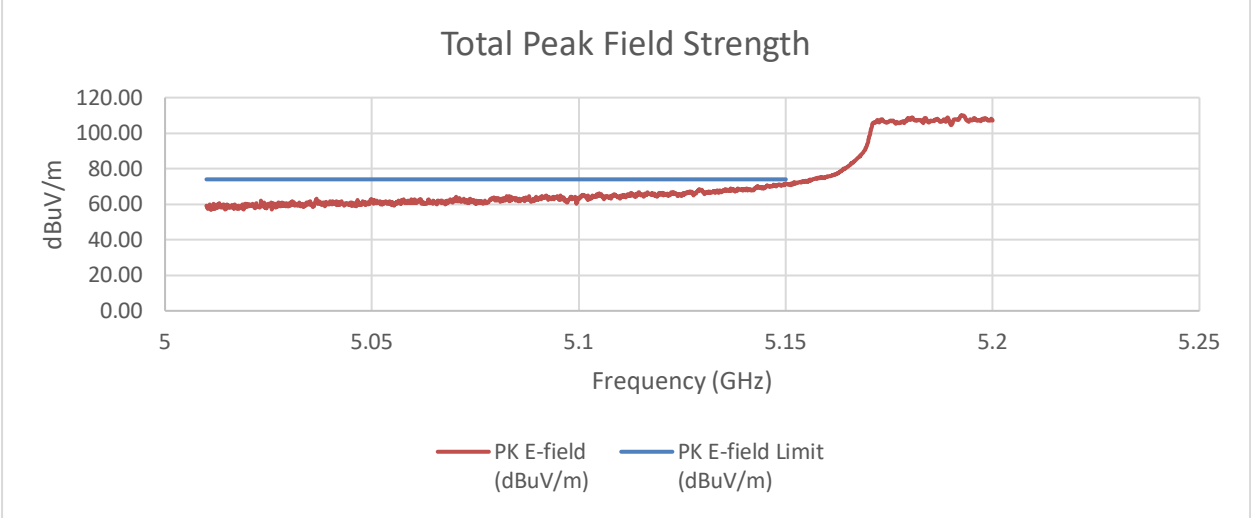

SUMMED BANDEDGE DATA (Av) Fast Method

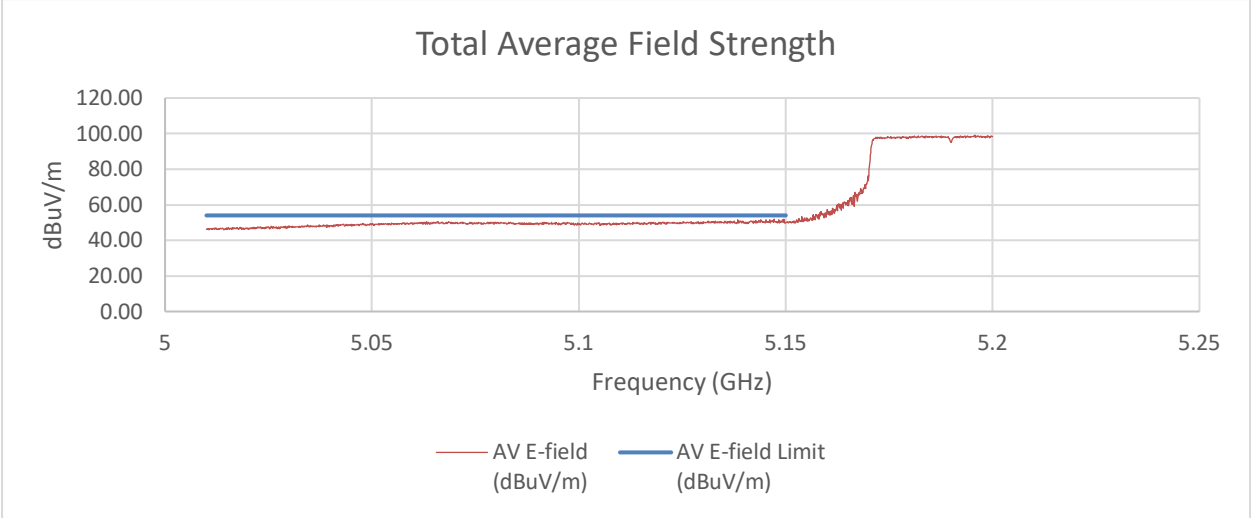

UL LLC
12 Laboratory Drive, Research Triangle Park, NC 27709; USA TEL:(919)549-1400
This report shall not be reproduced except in full, without the written approval of UL LLC

SUMMED BANDEDGE DATA (Pk) Slow Sweep

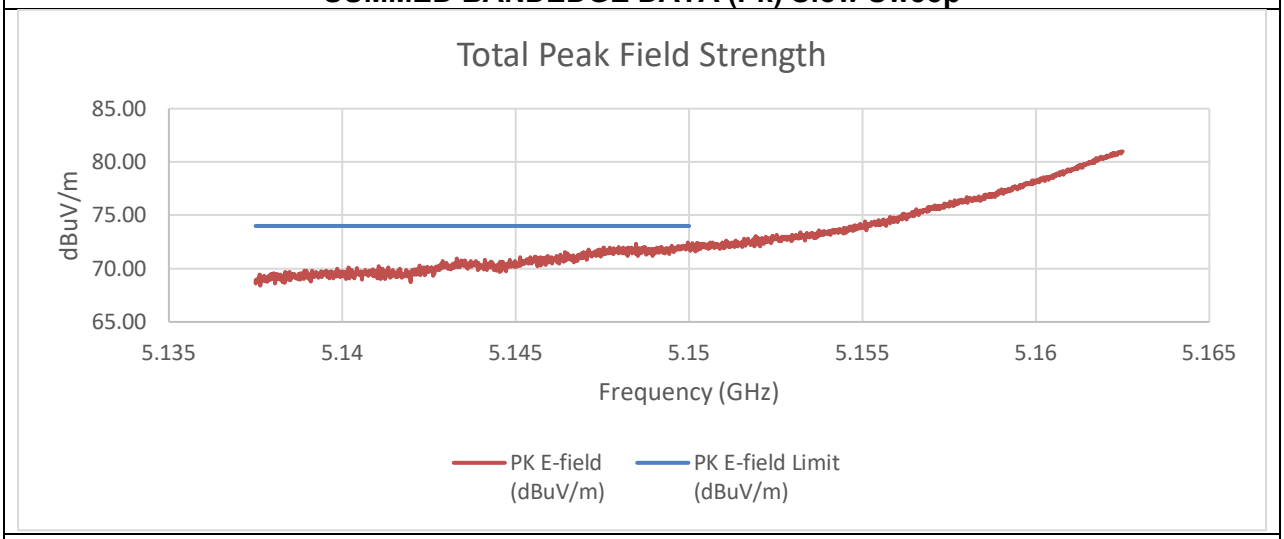

SUMMED BANDEDGE DATA (Av) Slow Sweep

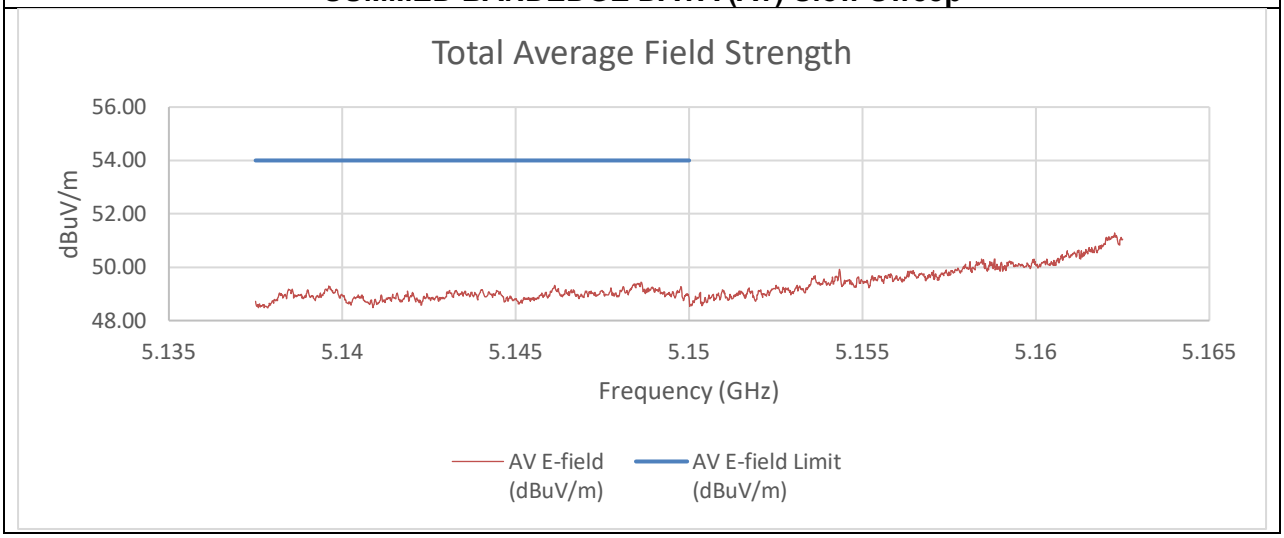

Summed Pk and Av Data at Restricted Band

Frequency (GHz)	PK Reading C1 (dBm)	PK Reading C2 (dBm)	PK EIRP (dBm)	PK E-field (dBuV/m)	PK E-field Limit (dBuV/m)	Margin (dB)
5.15	-40.38	-34.41	-23.12	72.14	74.00	-1.86
Frequency (GHz)	**AV Reading C1 (dBm)**	**AV Reading C2 (dBm)**	**AV EIRP (dBm)**	**AV E-field (dBuV/m)**	**AV E-field Limit (dBuV/m)**	**Margin (dB)**
5.15	-61.34	-58.66	-46.39	48.87	54.00	-5.13

An array gain of 10.31 dBi and a duty cycle correction factor of 0.09 dB was used in the calculation of the summed data. Fast sweep was performed just to show that no other emissions existed outside of the frequencies observed by the slow sweep measurement.

UL LLC
12 Laboratory Drive, Research Triangle Park, NC 27709; USA TEL:(919)549-1400
This report shall not be reproduced except in full, without the written approval of UL LLC

2TX CHAIN 0 + CHAIN 1 MODE (Mid Gain) High BE 5250 MHz

SUMMED BANDEDGE DATA (Pk) Fast Method

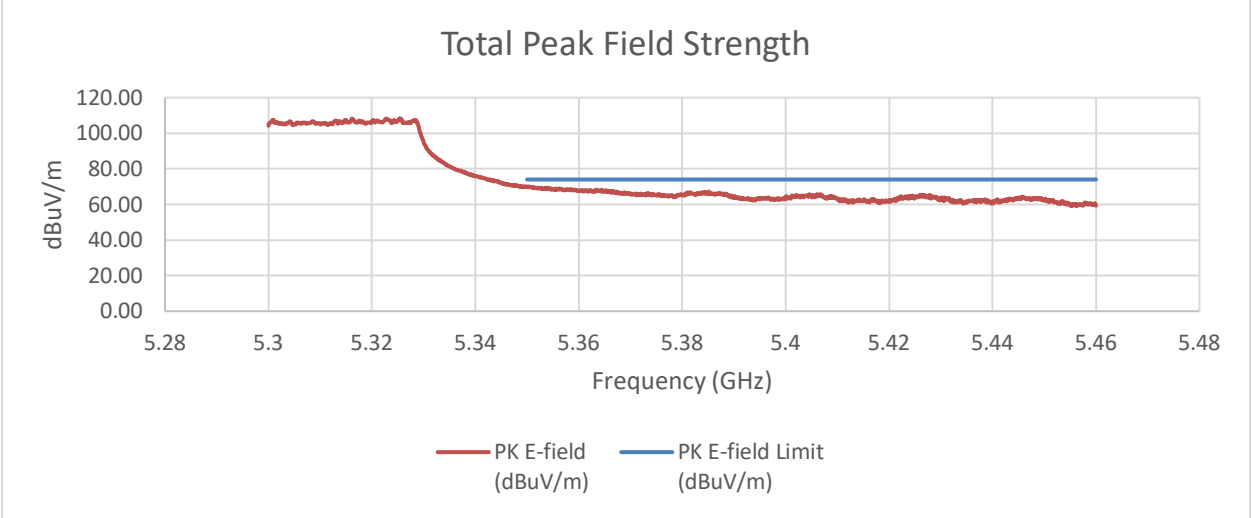

SUMMED BANDEDGE DATA (Av) Fast Method

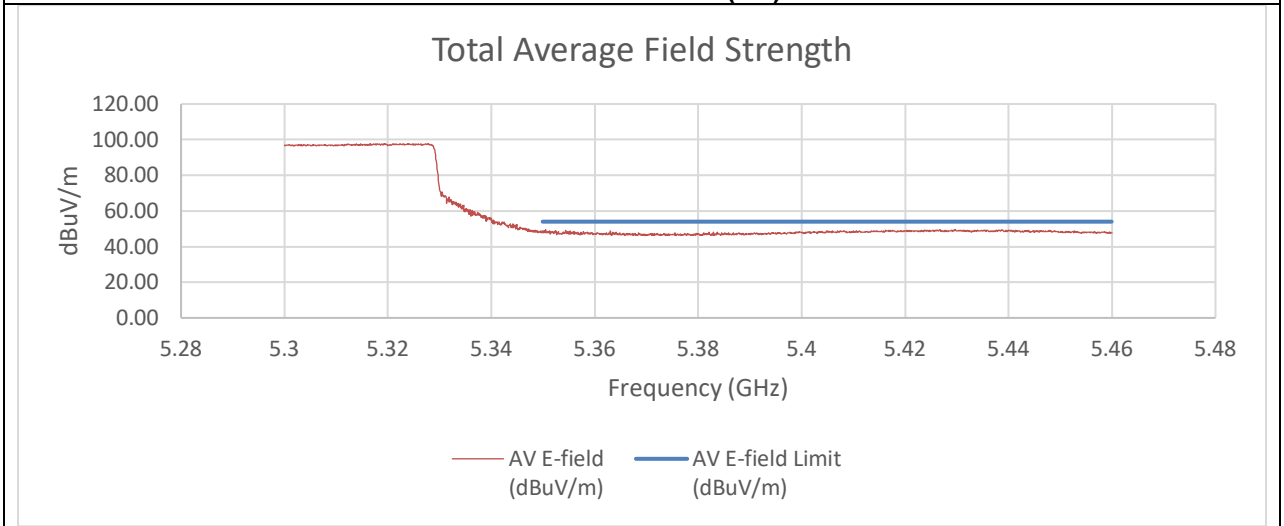

UL LLC
12 Laboratory Drive, Research Triangle Park, NC 27709; USA TEL:(919)549-1400
This report shall not be reproduced except in full, without the written approval of UL LLC

SUMMED BANDEDGE DATA (Pk) Slow Sweep

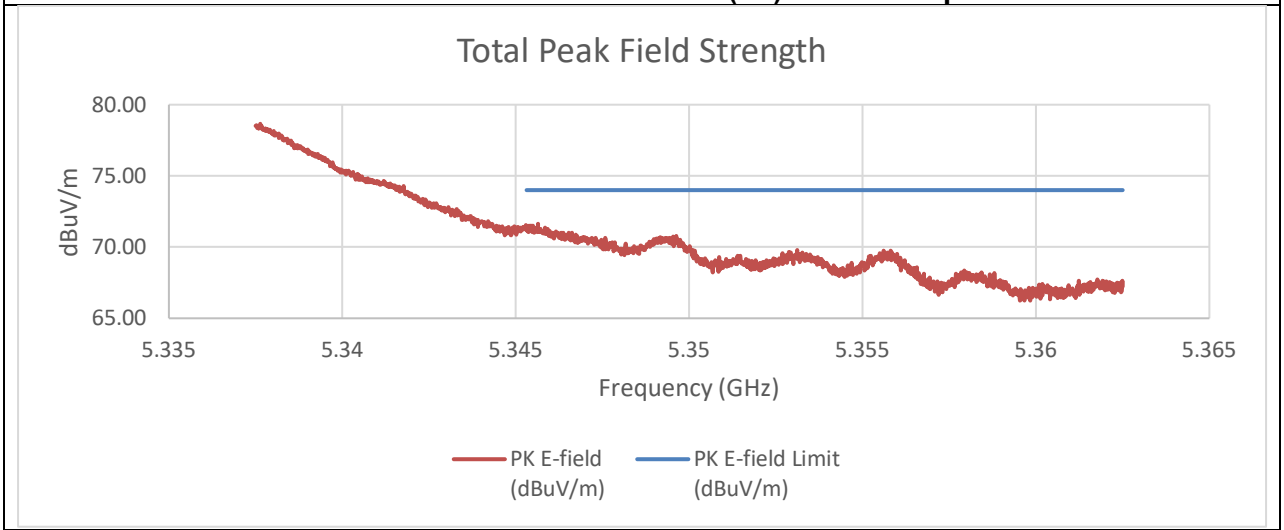

SUMMED BANDEDGE DATA (Av) Slow Sweep

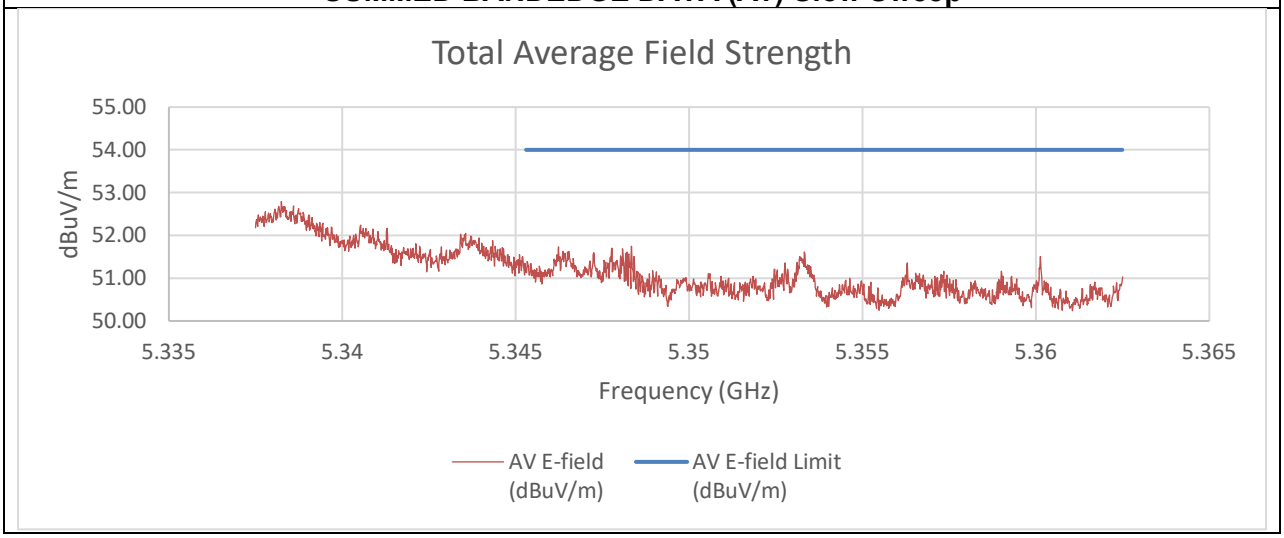

Summed Pk and Av Data at Restricted Band

Frequency (GHz)	PK Reading C1 (dBm)	PK Reading C2 (dBm)	PK EIRP (dBm)	PK E-field (dBuV/m)	PK E-field Limit (dBuV/m)	Margin (dB)
5.35	-39.15	-38.30	-25.38	69.87	74.00	-4.13
Frequency (GHz)	**AV Reading C1 (dBm)**	**AV Reading C2 (dBm)**	**AV EIRP (dBm)**	**AV E-field (dBuV/m)**	**AV E-field Limit (dBuV/m)**	**Margin (dB)**
5.35	-63.67	-55.40	-44.40	50.86	54.00	-3.14

An array gain of 10.31 dBi and a duty cycle correction factor of 0.09 dB was used in the calculation of the summed data. Fast sweep was performed just to show that no other emissions existed outside of the frequencies observed by the slow sweep measurement.

UL LLC
12 Laboratory Drive, Research Triangle Park, NC 27709; USA TEL:(919)549-1400
This report shall not be reproduced except in full, without the written approval of UL LLC

2TX CHAIN 0 + CHAIN 1 MODE (High Gain) Low BE 5250 MHz

PK MEASUREMENT

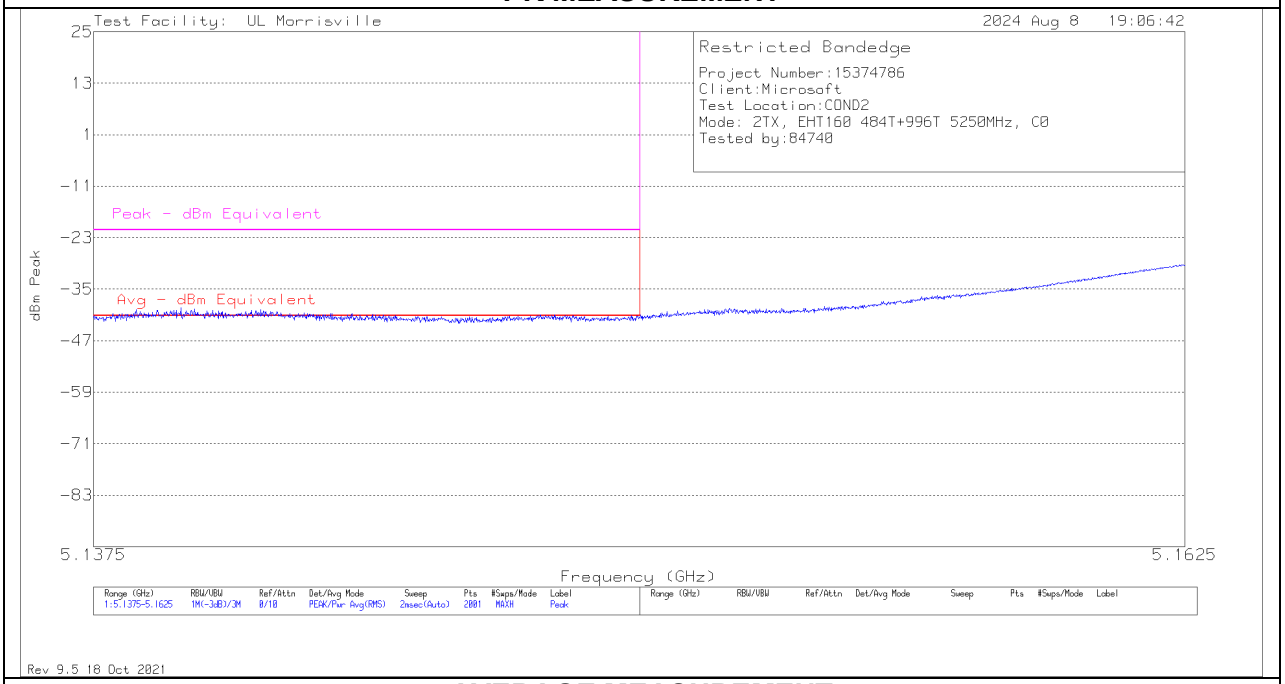

AVERAGE MEASUREMENT

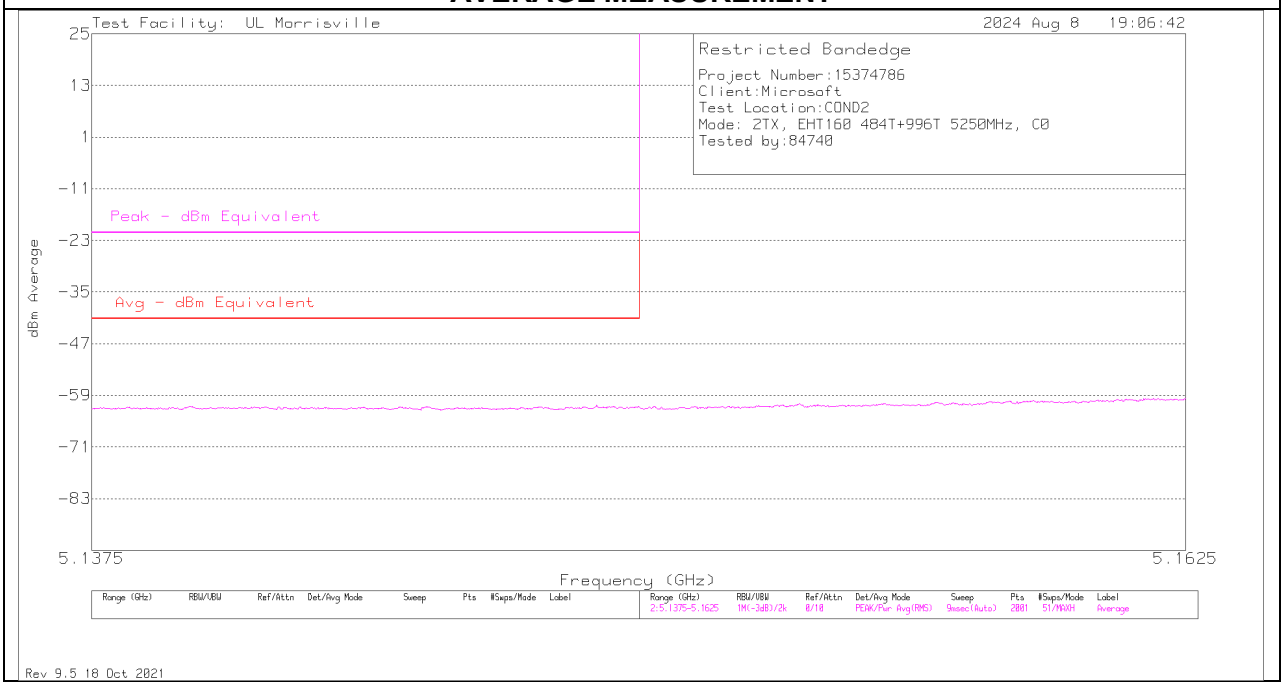

UL LLC
12 Laboratory Drive, Research Triangle Park, NC 27709; USA TEL:(919)549-1400

This report shall not be reproduced except in full, without the written approval of UL LLC

SUMMED BANDEDGE DATA (Pk) Fast Method

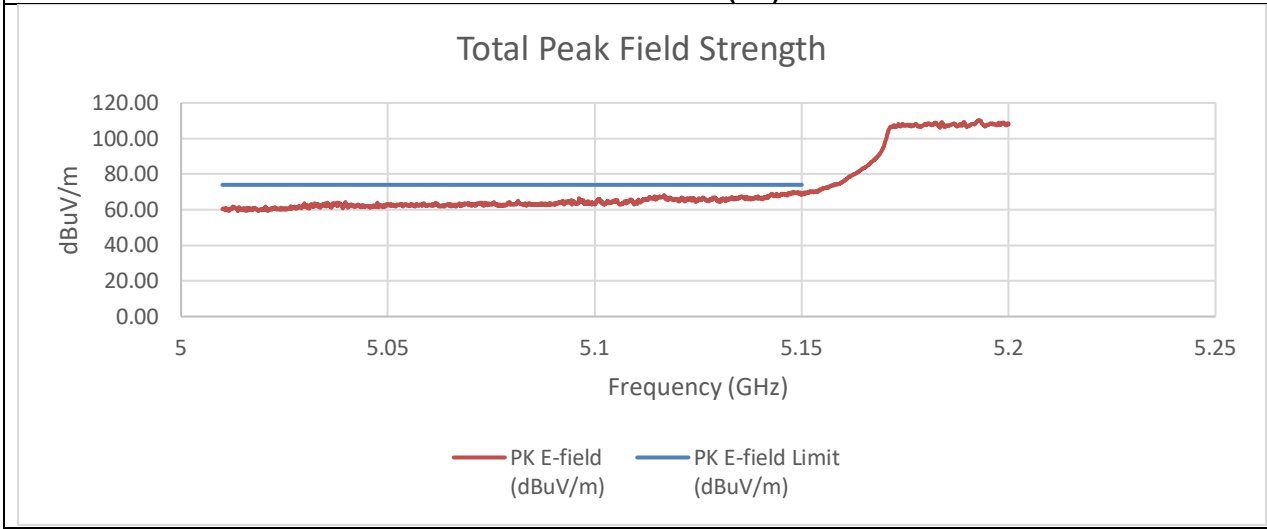

SUMMED BANDEDGE DATA (Av) Fast Method

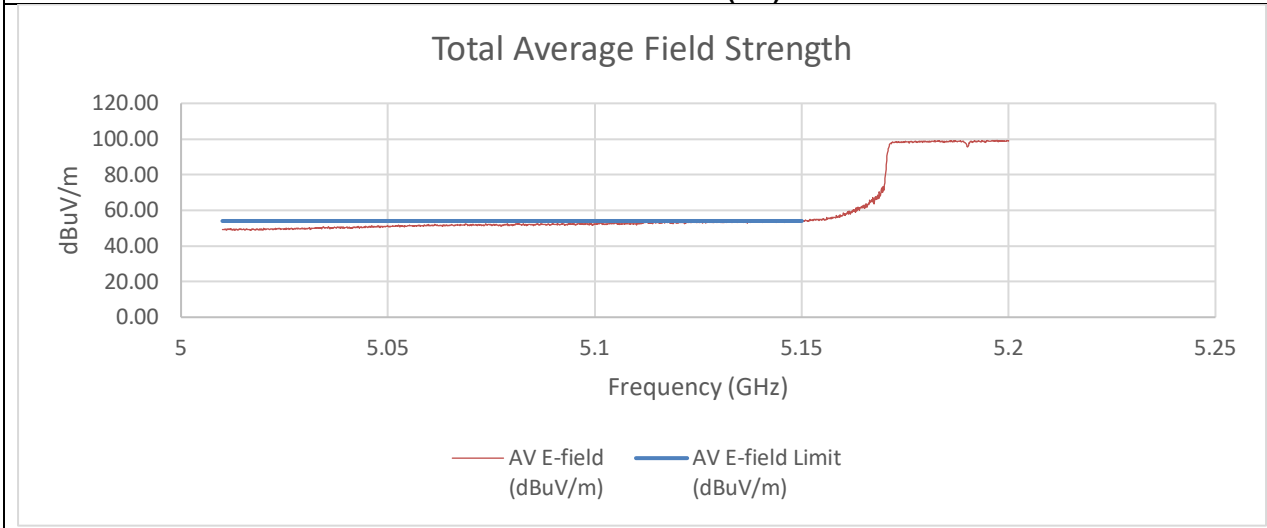

UL LLC
12 Laboratory Drive, Research Triangle Park, NC 27709; USA TEL:(919)549-1400
This report shall not be reproduced except in full, without the written approval of UL LLC

SUMMED BANDEDGE DATA (Pk) Slow Sweep

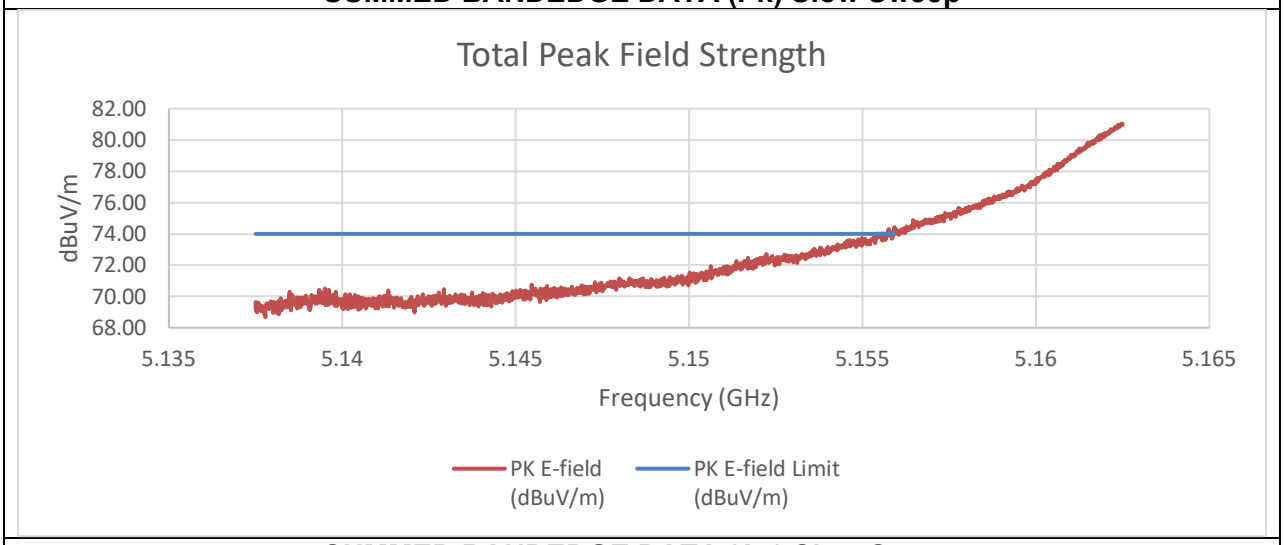

SUMMED BANDEDGE DATA (Av) Slow Sweep

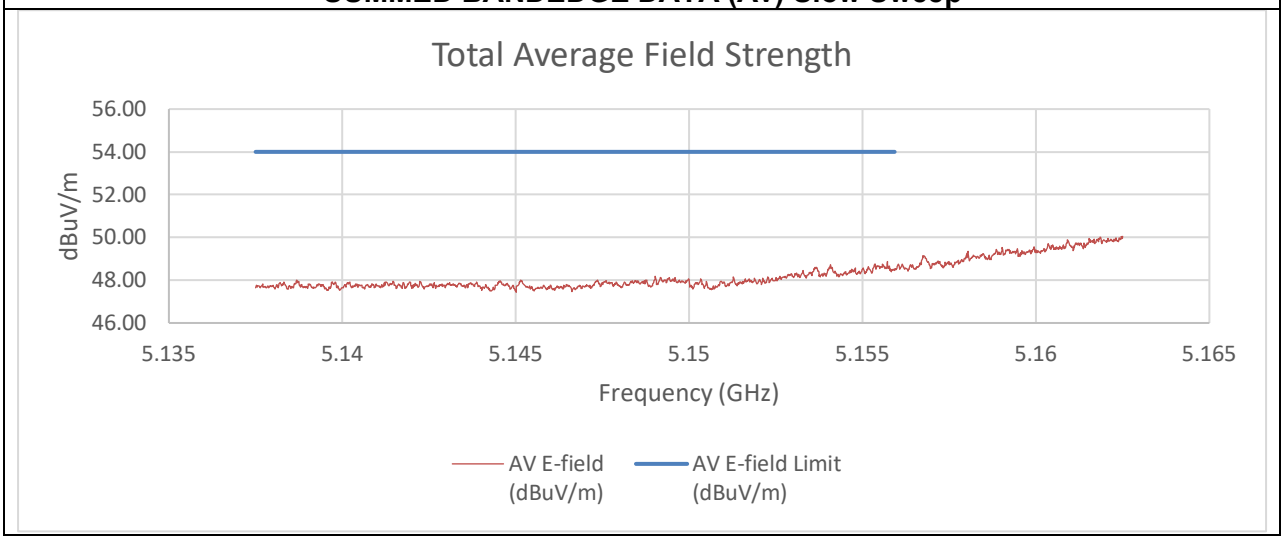

Summed Pk and Av Data at Restricted Band

Frequency (GHz)	PK Reading C1 (dBm)	PK Reading C2 (dBm)	PK EIRP (dBm)	PK E-field (dBuV/m)	PK E-field Limit (dBuV/m)	Margin (dB)
5.15	-41.82	-37.16	-24.21	71.05	74.00	-2.95
Frequency (GHz)	**AV Reading C1 (dBm)**	**AV Reading C2 (dBm)**	**AV EIRP (dBm)**	**AV E-field (dBuV/m)**	**AV E-field Limit (dBuV/m)**	**Margin (dB)**
5.15	-61.72	-62.28	-47.22	48.04	54.00	-5.96

An array gain of 11.67 dBi and a duty cycle correction factor of 0.09 dB was used in the calculation of the summed data. Fast sweep was performed just to show that no other emissions existed outside of the frequencies observed by the slow sweep measurement.

UL LLC
12 Laboratory Drive, Research Triangle Park, NC 27709; USA TEL:(919)549-1400
This report shall not be reproduced except in full, without the written approval of UL LLC

2TX CHAIN 0 + CHAIN 1 MODE (High Gain) High BE 5250 MHz

PK MEASUREMENT

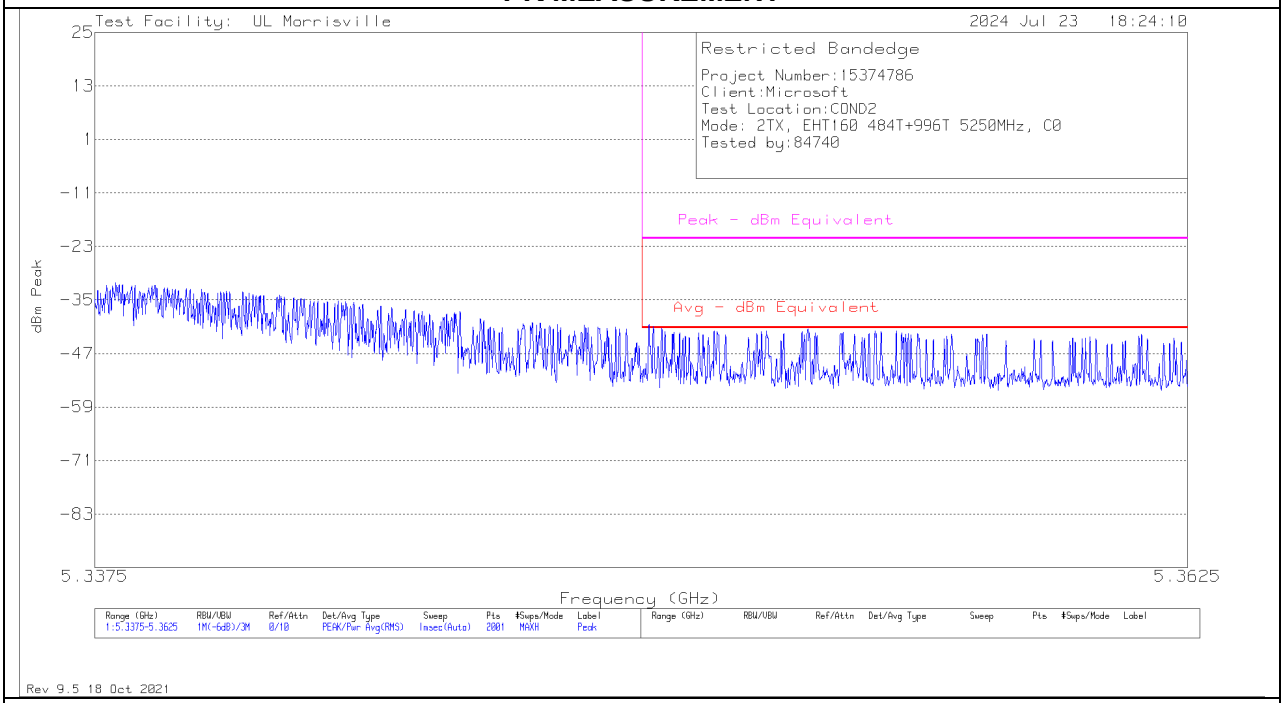

AVERAGE MEASUREMENT

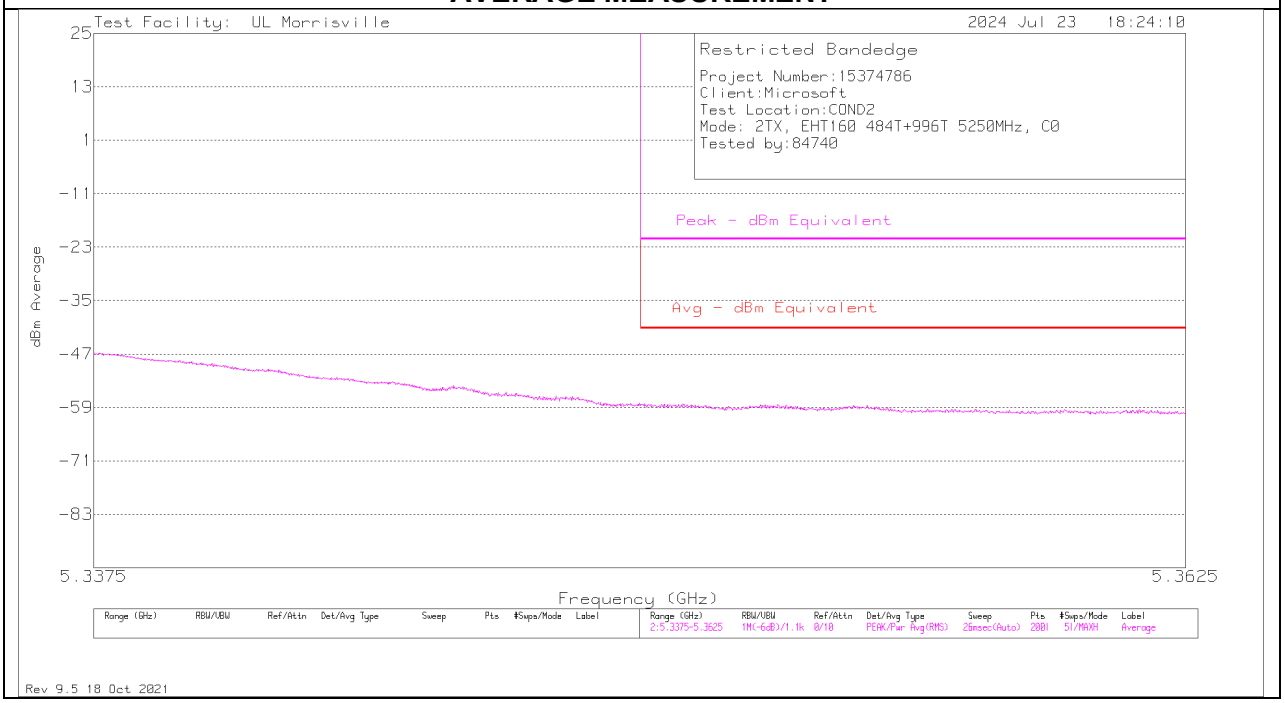

UL LLC
12 Laboratory Drive, Research Triangle Park, NC 27709; USA TEL:(919)549-1400

This report shall not be reproduced except in full, without the written approval of UL LLC

SUMMED BANDEDGE DATA (Pk) Fast Method

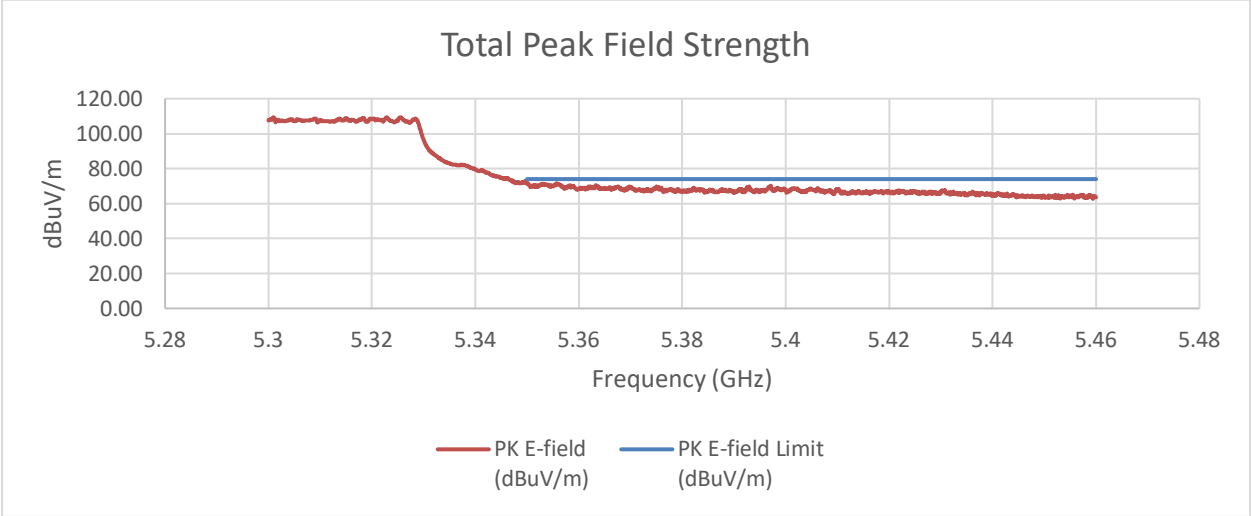

SUMMED BANDEDGE DATA (Av) Fast Method

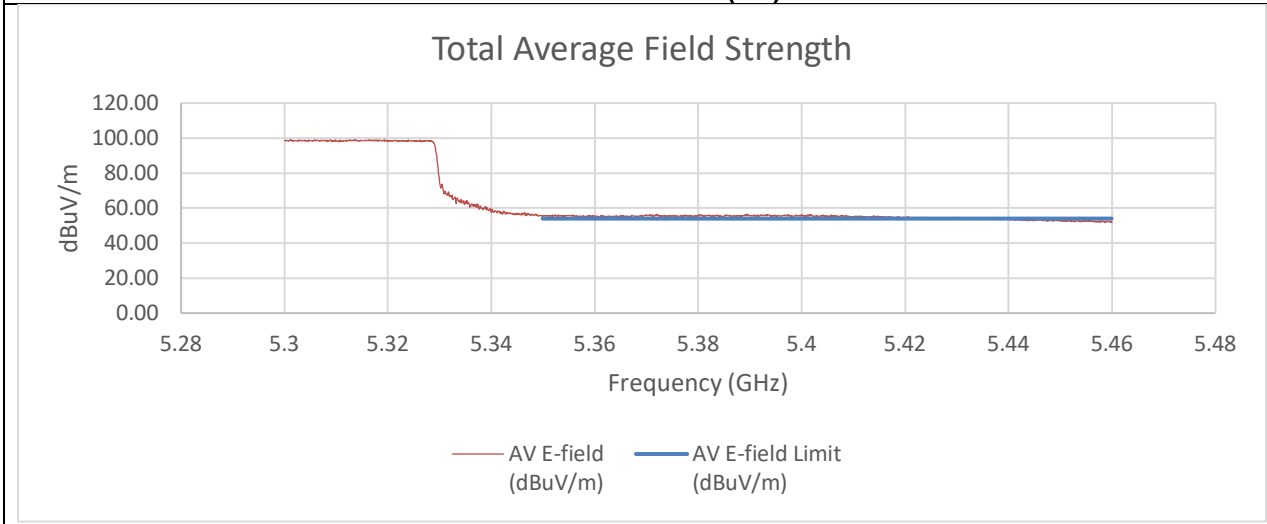

UL LLC
12 Laboratory Drive, Research Triangle Park, NC 27709; USA TEL:(919)549-1400

This report shall not be reproduced except in full, without the written approval of UL LLC

SUMMED BANDEDGE DATA (Pk) Slow Sweep

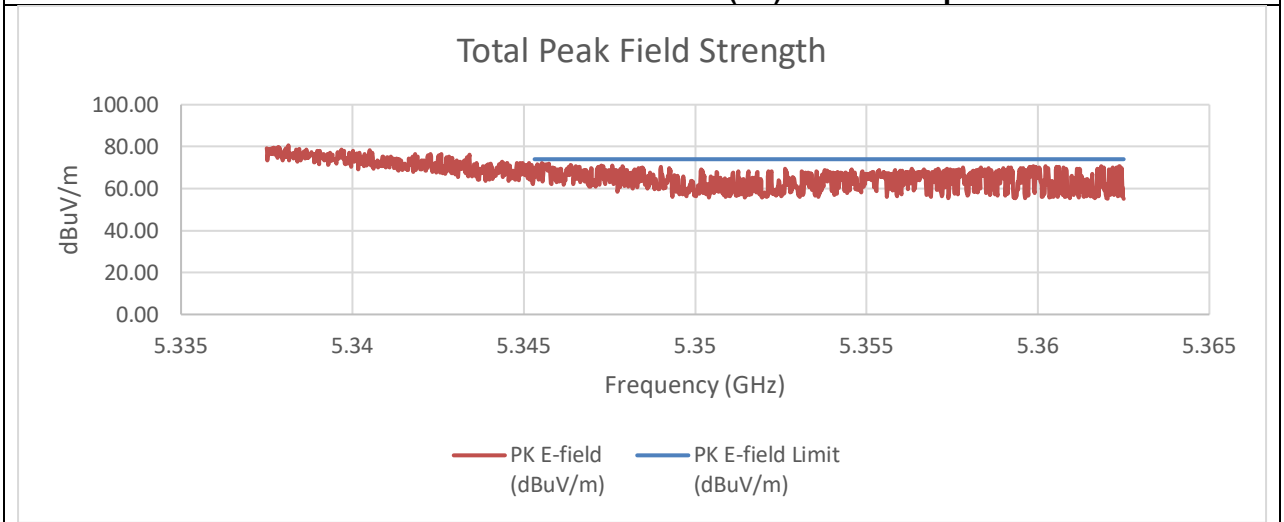

SUMMED BANDEDGE DATA (Av) Slow Sweep

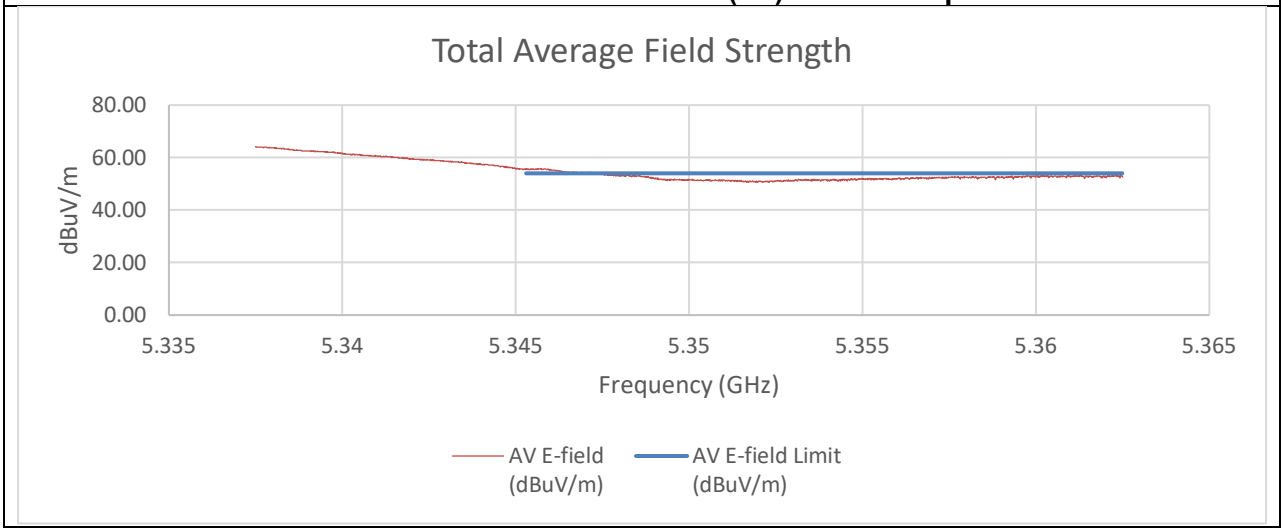

Summed Pk and Av Data at Restricted Band

Frequency (GHz)	PK Reading C1 (dBm)	PK Reading C2 (dBm)	PK EIRP (dBm)	PK E-field (dBuV/m)	PK E-field Limit (dBuV/m)	Margin (dB)
5.35	-51.26	-53.02	-37.37	57.89	74.00	-16.11
Frequency (GHz)	**AV Reading C1 (dBm)**	**AV Reading C2 (dBm)**	**AV EIRP (dBm)**	**AV E-field (dBuV/m)**	**AV E-field Limit (dBuV/m)**	**Margin (dB)**
5.35	-58.42	-58.52	-43.70	51.56	54.00	-2.44

An array gain of 11.67 dBi and a duty cycle correction factor of 0.09 dB was used in the calculation of the summed data. Fast sweep was performed just to show that no other emissions existed outside of the frequencies observed by the slow sweep measurement.

UL LLC
12 Laboratory Drive, Research Triangle Park, NC 27709; USA TEL:(919)549-1400
This report shall not be reproduced except in full, without the written approval of UL LLC

TX ABOVE 1 GHz 802.11be EHT160 996T+484T (N) MODE IN THE 5.2 GHz BAND

2TX CHAIN 0 + CHAIN 1 MODE (Low Gain) Low BE 5250 MHz

SUMMED BANDEDGE DATA (Pk) Fast Method

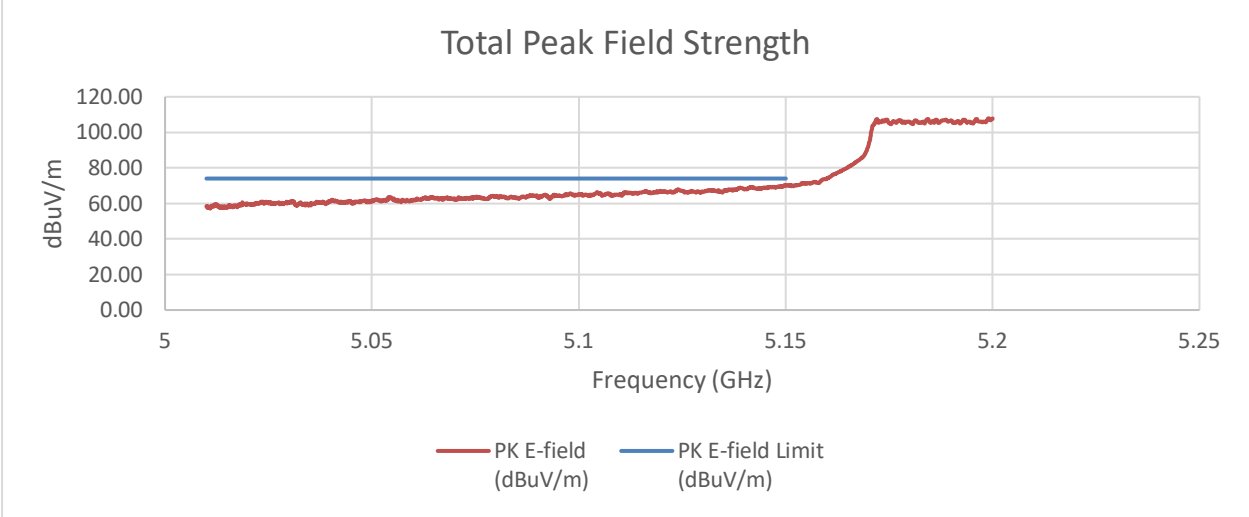

SUMMED BANDEDGE DATA (Av) Fast Method

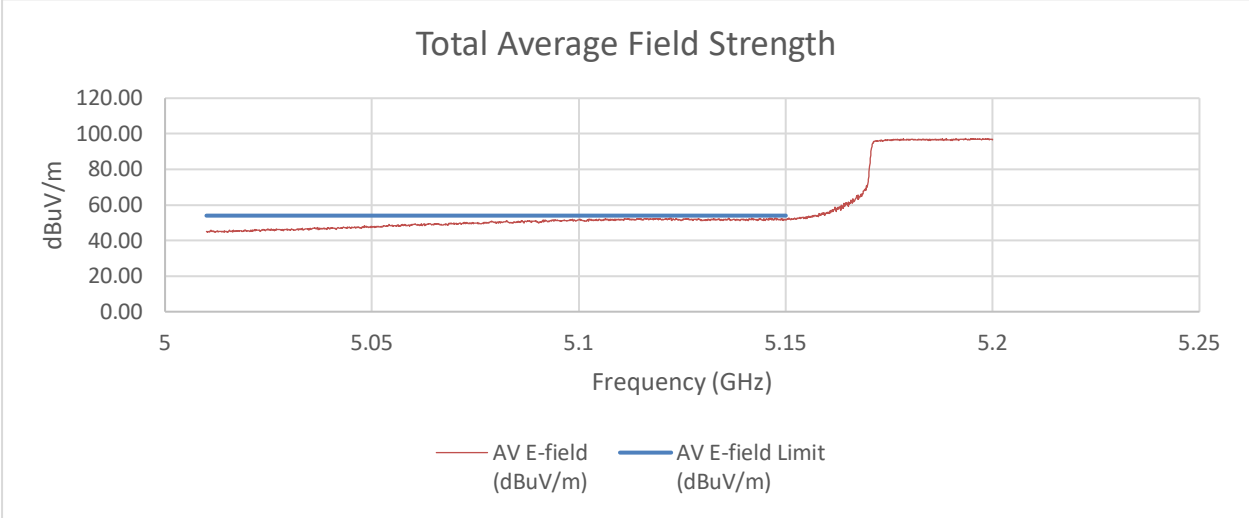

UL LLC
12 Laboratory Drive, Research Triangle Park, NC 27709; USA TEL:(919)549-1400
This report shall not be reproduced except in full, without the written approval of UL LLC

SUMMED BANDEDGE DATA (Pk) Slow Sweep

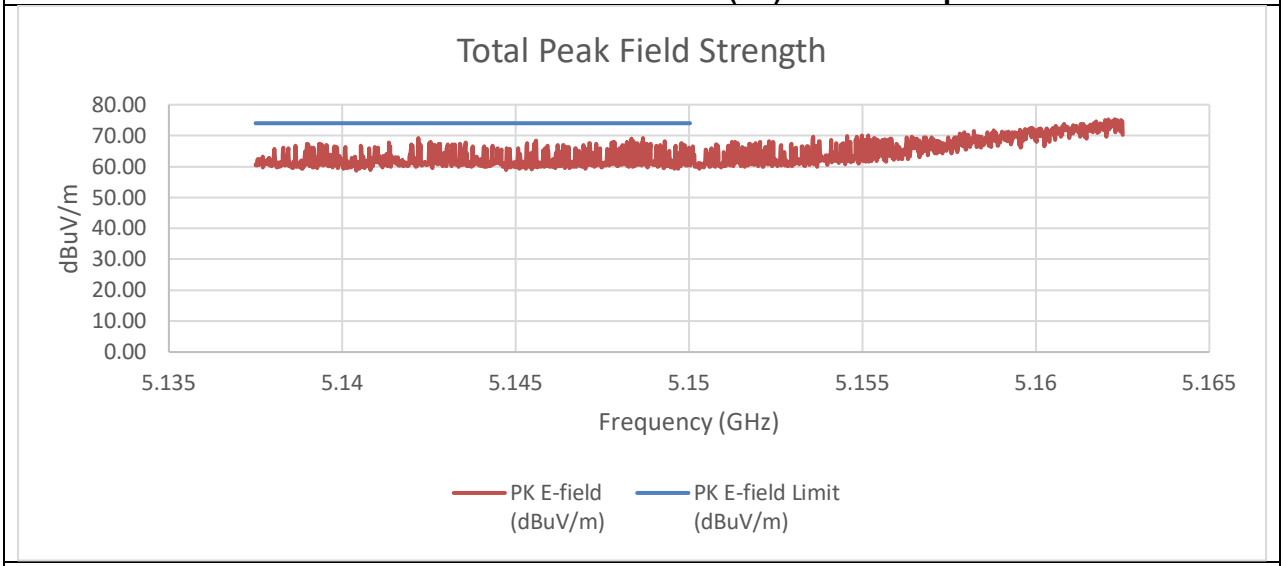

SUMMED BANDEDGE DATA (Av) Slow Sweep

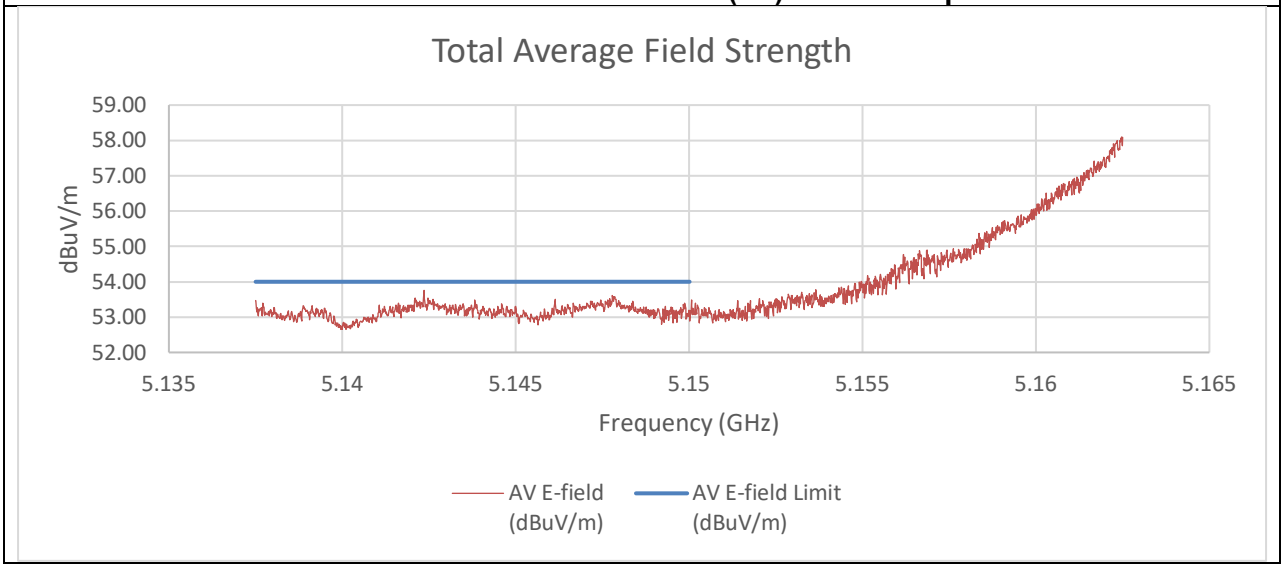

Summed Pk and Av Data at Restricted Band

Frequency (GHz)	PK Reading C1 (dBm)	PK Reading C2 (dBm)	PK EIRP (dBm)	PK E-field (dBuV/m)	PK E-field Limit (dBuV/m)	Margin (dB)
5.15	-45.47	-37.99	-29.07	66.19	74.00	-7.81
Frequency (GHz)	**PK Reading C1 (dBm)**	**PK Reading C2 (dBm)**	**PK EIRP (dBm)**	**PK E-field (dBuV/m)**	**PK E-field Limit (dBuV/m)**	**Margin (dB)**
5.15	-53.63	-53.12	-42.06	53.20	54.00	-0.80

An array gain of 8.21 dBi and a duty cycle correction factor of 0.09 dB was used in the calculation of the summed data. Fast sweep was performed just to show that no other emissions existed outside of the frequencies observed by the slow sweep measurement.

UL LLC
12 Laboratory Drive, Research Triangle Park, NC 27709; USA TEL:(919)549-1400
This report shall not be reproduced except in full, without the written approval of UL LLC

2TX CHAIN 0 + CHAIN 1 MODE (Low Gain) High BE 5250 MHz

SUMMED BANDEDGE DATA (Pk) Fast Method

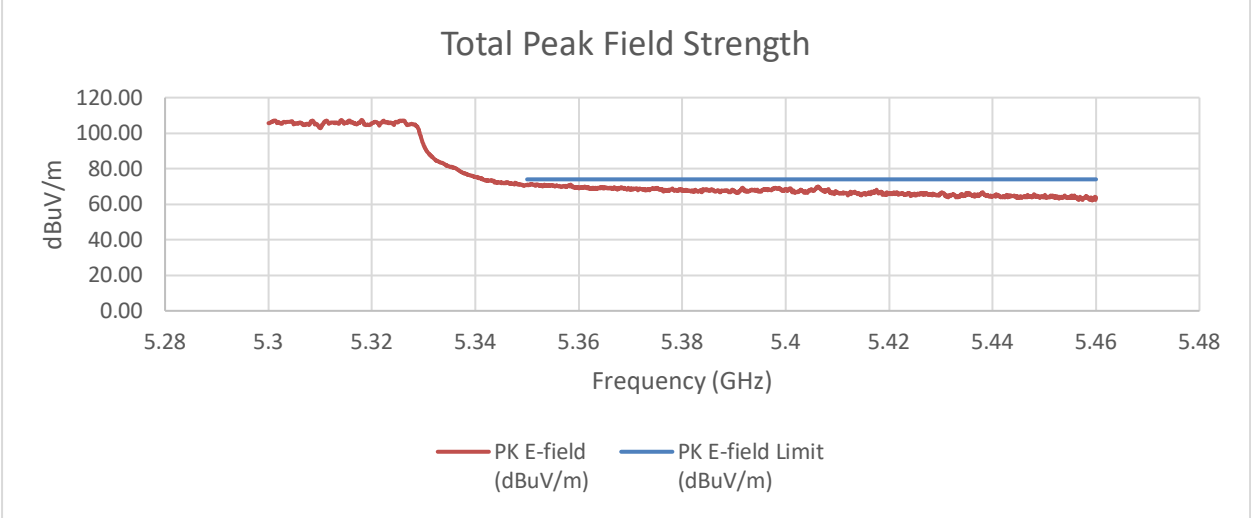

SUMMED BANDEDGE DATA (Av) Fast Method

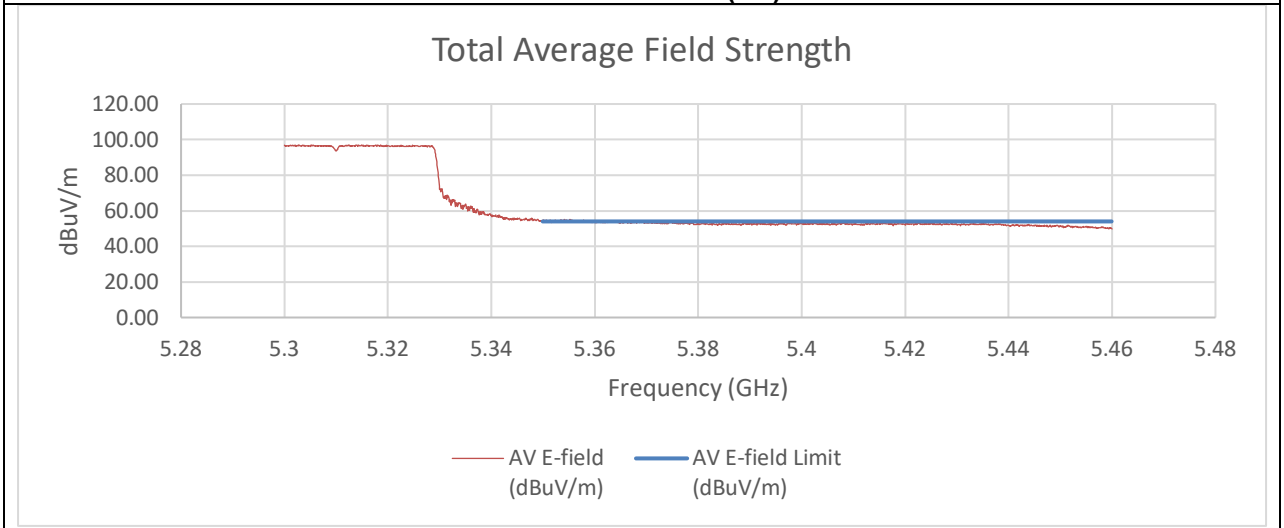

UL LLC
12 Laboratory Drive, Research Triangle Park, NC 27709; USA TEL:(919)549-1400
This report shall not be reproduced except in full, without the written approval of UL LLC

SUMMED BANDEDGE DATA (Pk) Slow Sweep

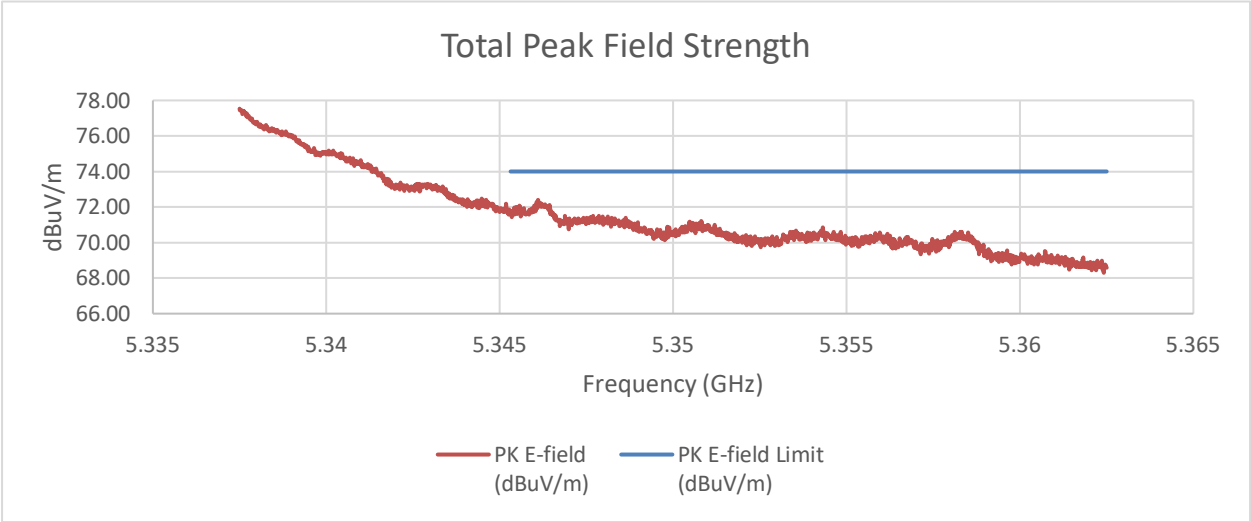

SUMMED BANDEDGE DATA (Av) Slow Sweep

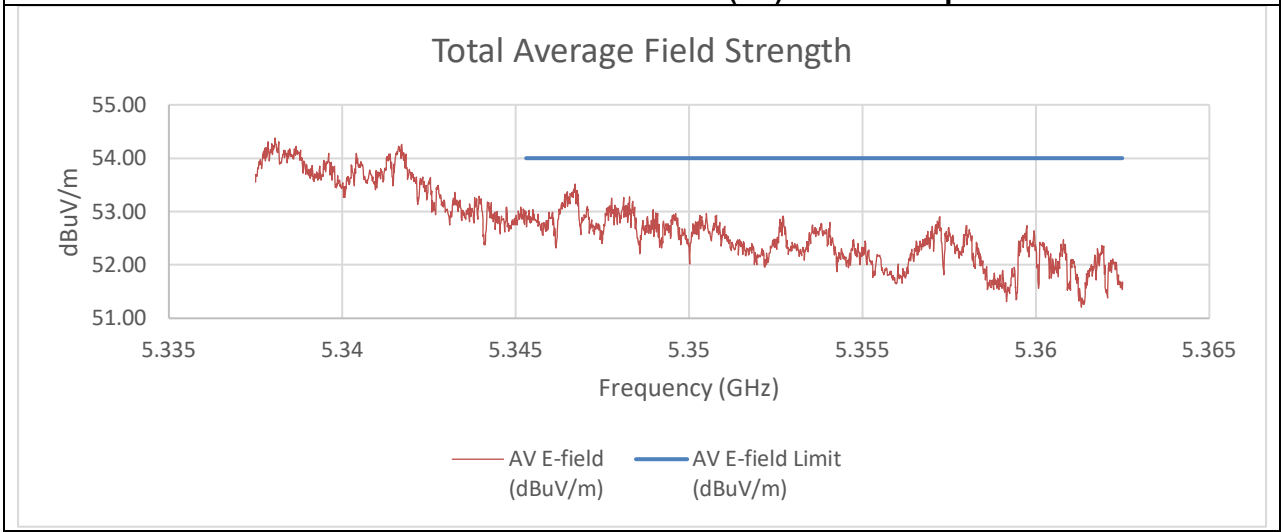

Summed Pk and Av Data at Restricted Band

Frequency (GHz)	PK Reading C1 (dBm)	PK Reading C2 (dBm)	PK EIRP (dBm)	PK E-field (dBuV/m)	PK E-field Limit (dBuV/m)	Margin (dB)
5.35	-34.37	-38.86	-24.84	70.42	74.00	-3.58
Frequency (GHz)	**Av Reading C1 (dBm)**	**Av Reading C2 (dBm)**	**Av EIRP (dBm)**	**PK E-field (dBuV/m)**	**PK E-field Limit (dBuV/m)**	**Margin (dB)**
5.35	-61.72	-51.65	-42.94	52.31	54.00	-1.69

An array gain of 8.21 dBi and a duty cycle correction factor of 0.09 dB was used in the calculation of the summed data. Fast sweep was performed just to show that no other emissions existed outside of the frequencies observed by the slow sweep measurement.

UL LLC
12 Laboratory Drive, Research Triangle Park, NC 27709; USA TEL:(919)549-1400
This report shall not be reproduced except in full, without the written approval of UL LLC

2TX CHAIN 0 + CHAIN 1 MODE (Mid Gain) Low BE 5250 MHz

SUMMED BANDEDGE DATA (Pk) Fast Method

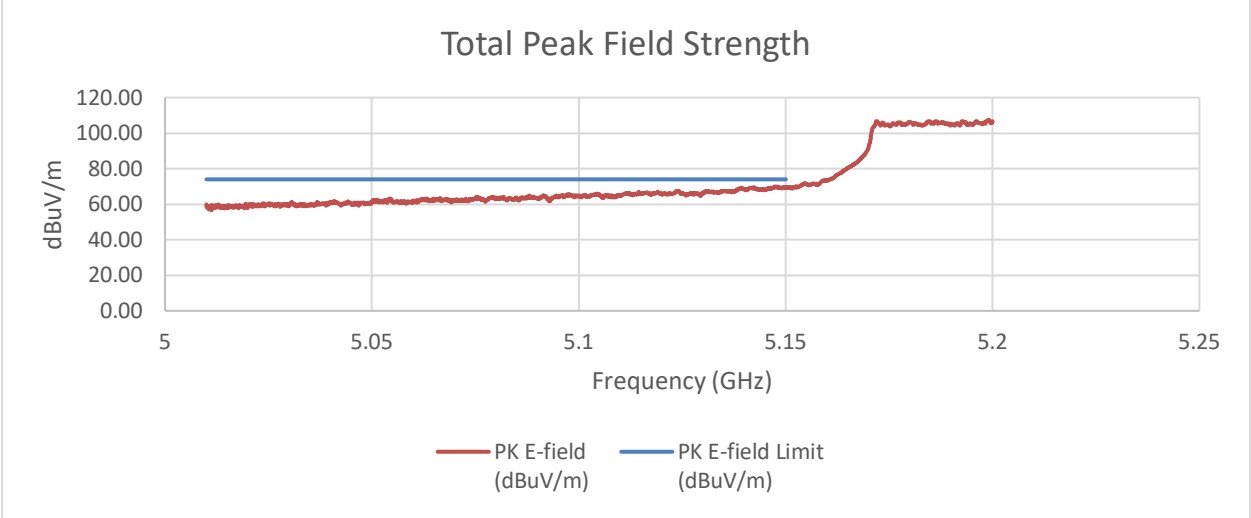

SUMMED BANDEDGE DATA (Av) Fast Method

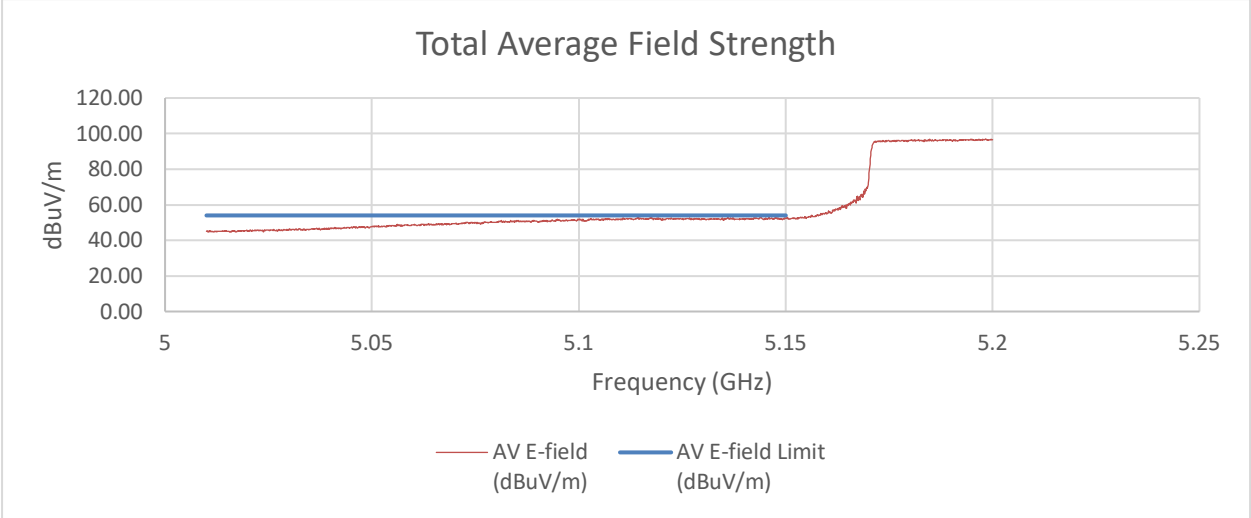

UL LLC
12 Laboratory Drive, Research Triangle Park, NC 27709; USA TEL:(919)549-1400
This report shall not be reproduced except in full, without the written approval of UL LLC

SUMMED BANDEDGE DATA (Pk) Slow Sweep

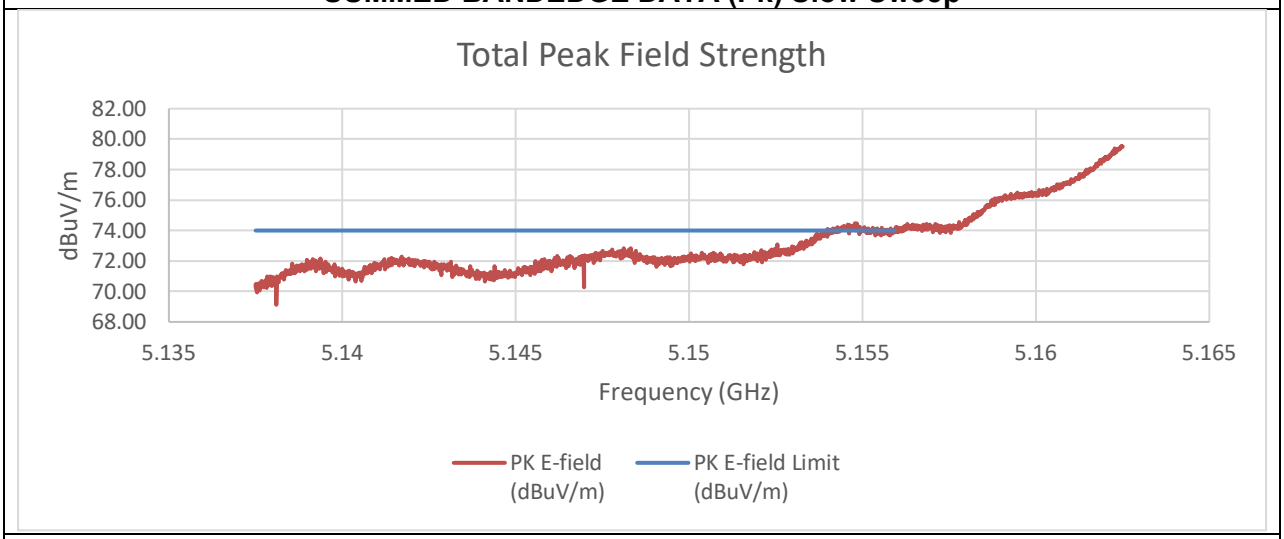

SUMMED BANDEDGE DATA (Av) Slow Sweep

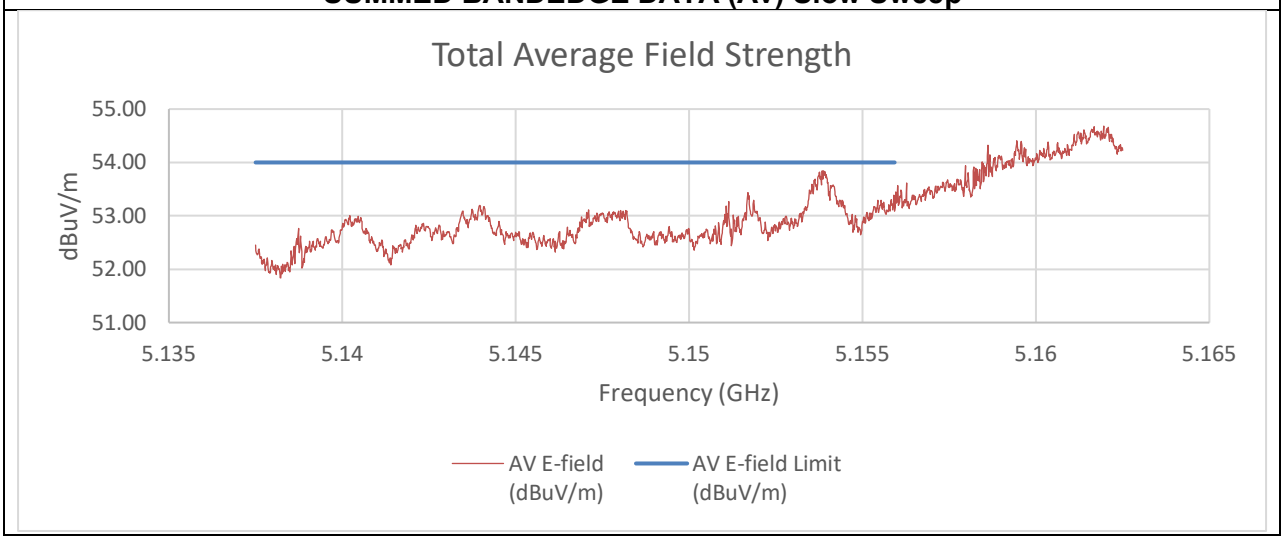

Summed Pk and Av Data at Restricted Band

Frequency (GHz)	PK Reading C1 (dBm)	PK Reading C2 (dBm)	PK EIRP (dBm)	PK E-field (dBuV/m)	PK E-field Limit (dBuV/m)	Margin (dB)
5.15	-35.30	-38.04	-23.14	72.12	74.00	-1.88
Frequency (GHz)	**PK Reading C1 (dBm)**	**PK Reading C2 (dBm)**	**PK EIRP (dBm)**	**PK E-field (dBuV/m)**	**PK E-field Limit (dBuV/m)**	**Margin (dB)**
5.15	-55.85	-55.97	-42.50	52.76	54.00	-1.24

An array gain of 10.31 dBi and a duty cycle correction factor of 0.09 dB was used in the calculation of the summed data. Fast sweep was performed just to show that no other emissions existed outside of the frequencies observed by the slow sweep measurement.

UL LLC
12 Laboratory Drive, Research Triangle Park, NC 27709; USA TEL:(919)549-1400
This report shall not be reproduced except in full, without the written approval of UL LLC

2TX CHAIN 0 + CHAIN 1 MODE (Mid Gain) High BE 5250 MHz

SUMMED BANDEDGE DATA (Pk) Fast Method

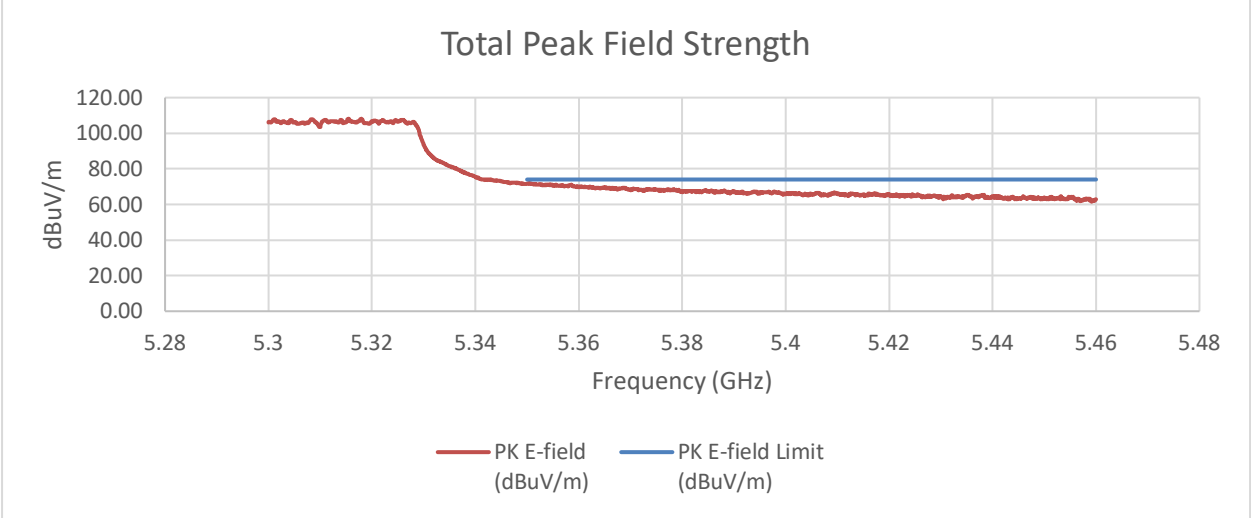

SUMMED BANDEDGE DATA (Av) Fast Method

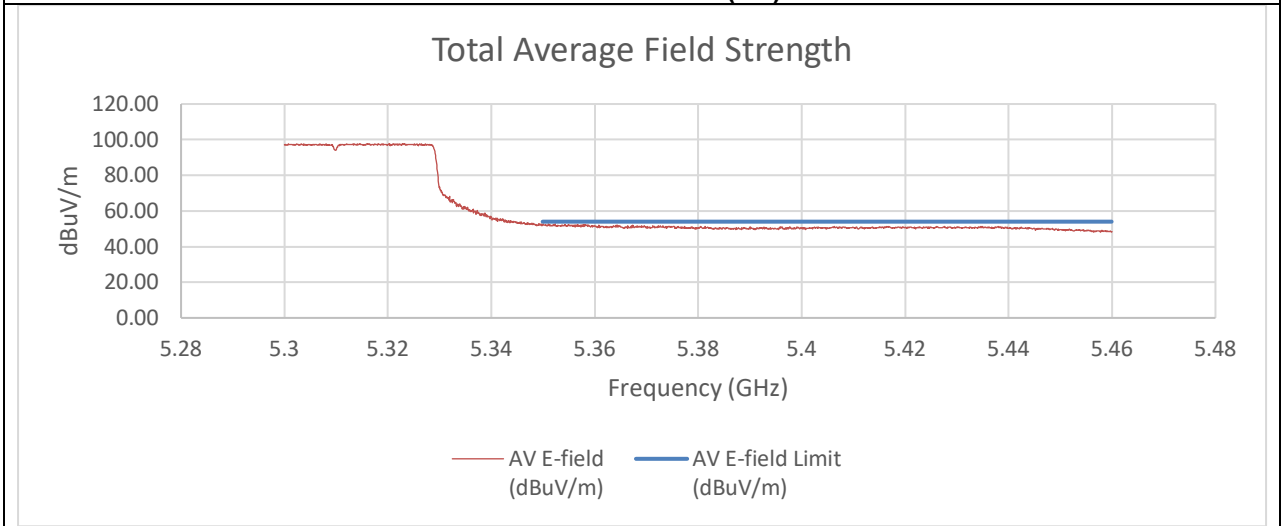

UL LLC
12 Laboratory Drive, Research Triangle Park, NC 27709; USA TEL:(919)549-1400
This report shall not be reproduced except in full, without the written approval of UL LLC

SUMMED BANDEDGE DATA (Pk) Slow Sweep

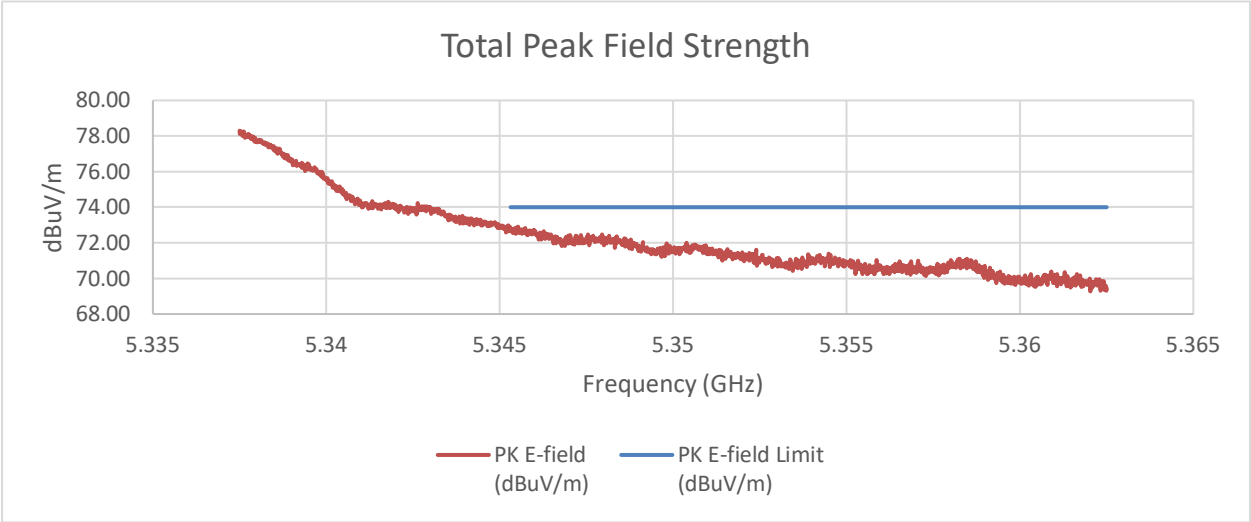

SUMMED BANDEDGE DATA (Av) Slow Sweep

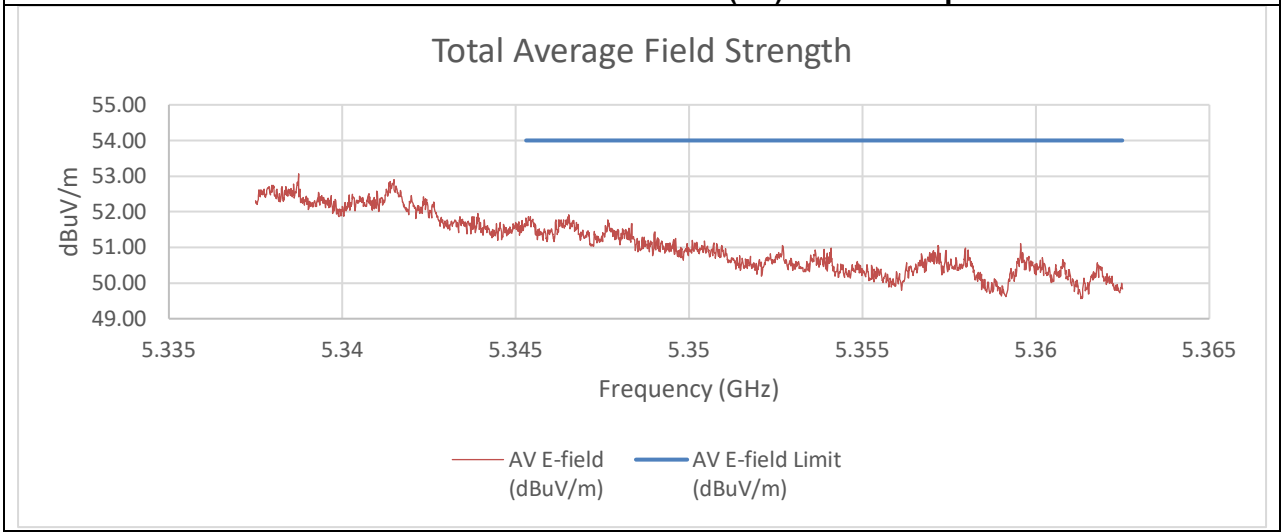

Summed Pk and Av Data at Restricted Band

Frequency (GHz)	PK Reading C1 (dBm)	PK Reading C2 (dBm)	PK EIRP (dBm)	PK E-field (dBuV/m)	PK E-field Limit (dBuV/m)	Margin (dB)
5.35	-35.42	-39.81	-23.76	71.50	74.00	-2.50
Frequency (GHz)	**Av Reading C1 (dBm)**	**Av Reading C2 (dBm)**	**Av EIRP (dBm)**	**PK E-field (dBuV/m)**	**PK E-field Limit (dBuV/m)**	**Margin (dB)**
5.35	-63.67	-55.31	-44.32	50.94	54.00	-3.06

An array gain of 10.31 dBi and a duty cycle correction factor of 0.09 dB was used in the calculation of the summed data. Fast sweep was performed just to show that no other emissions existed outside of the frequencies observed by the slow sweep measurement.

UL LLC
12 Laboratory Drive, Research Triangle Park, NC 27709; USA TEL:(919)549-1400
This report shall not be reproduced except in full, without the written approval of UL LLC

2TX CHAIN 0 + CHAIN 1 MODE (High Gain) Low BE 5250 MHz

PK MEASUREMENT

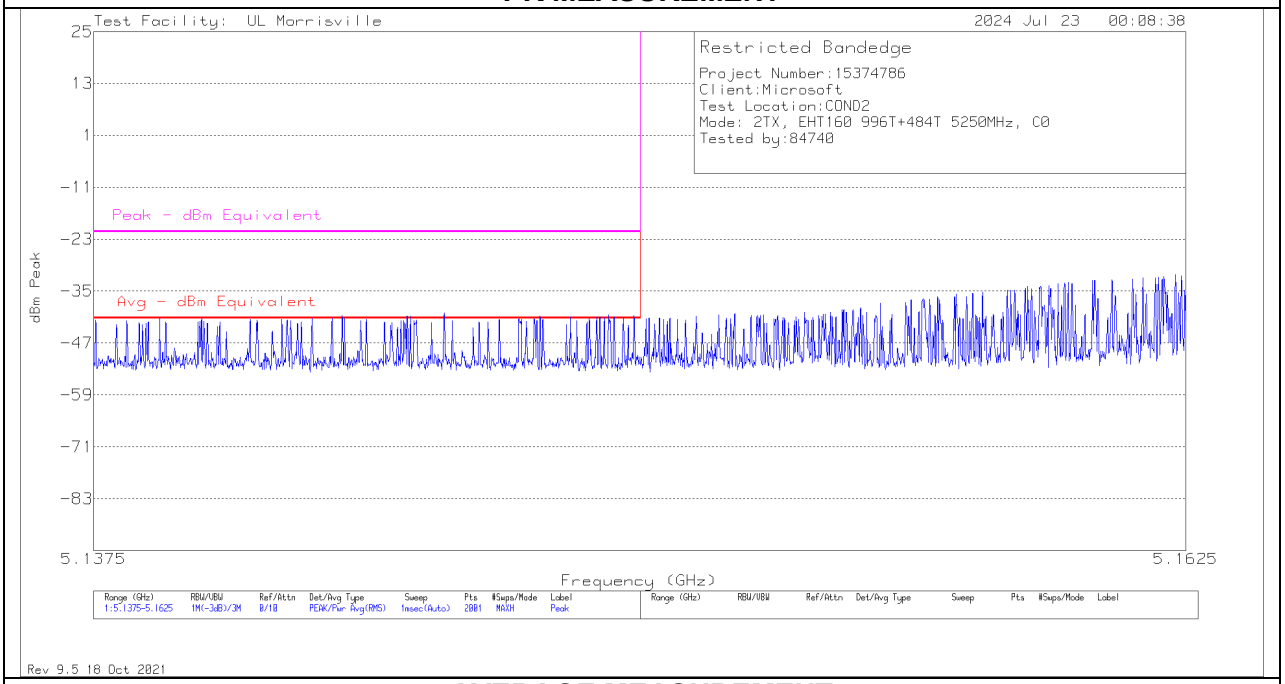

AVERAGE MEASUREMENT

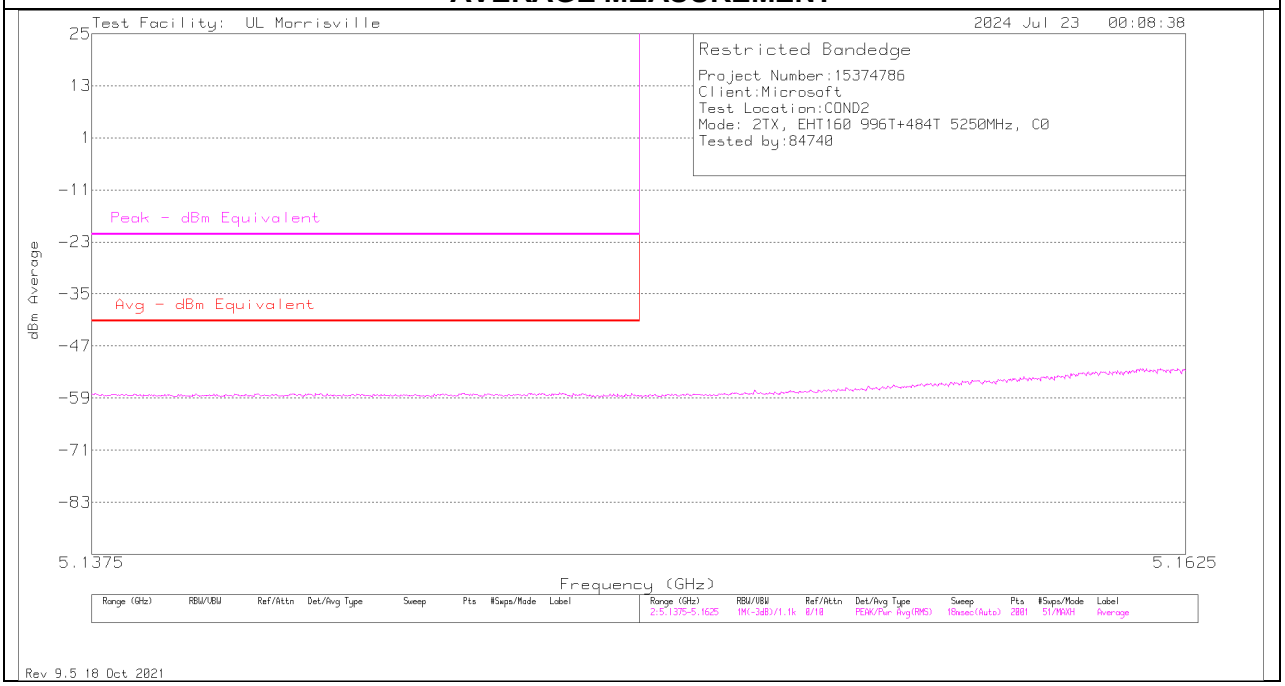

UL LLC
12 Laboratory Drive, Research Triangle Park, NC 27709; USA TEL:(919)549-1400

This report shall not be reproduced except in full, without the written approval of UL LLC

SUMMED BANDEDGE DATA (Pk) Fast Method

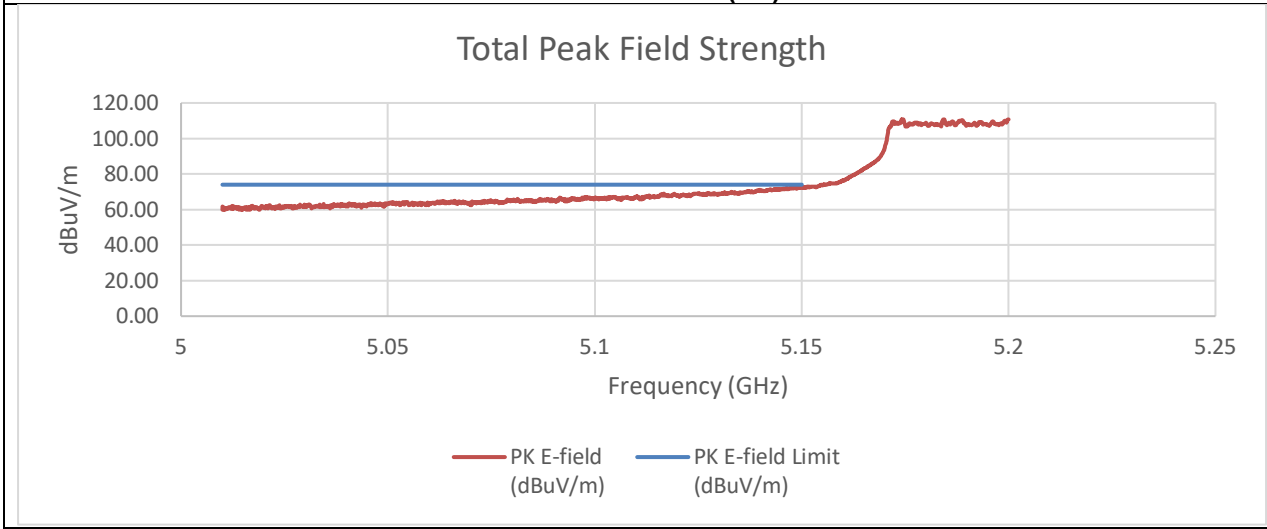

SUMMED BANDEDGE DATA (Av) Fast Method

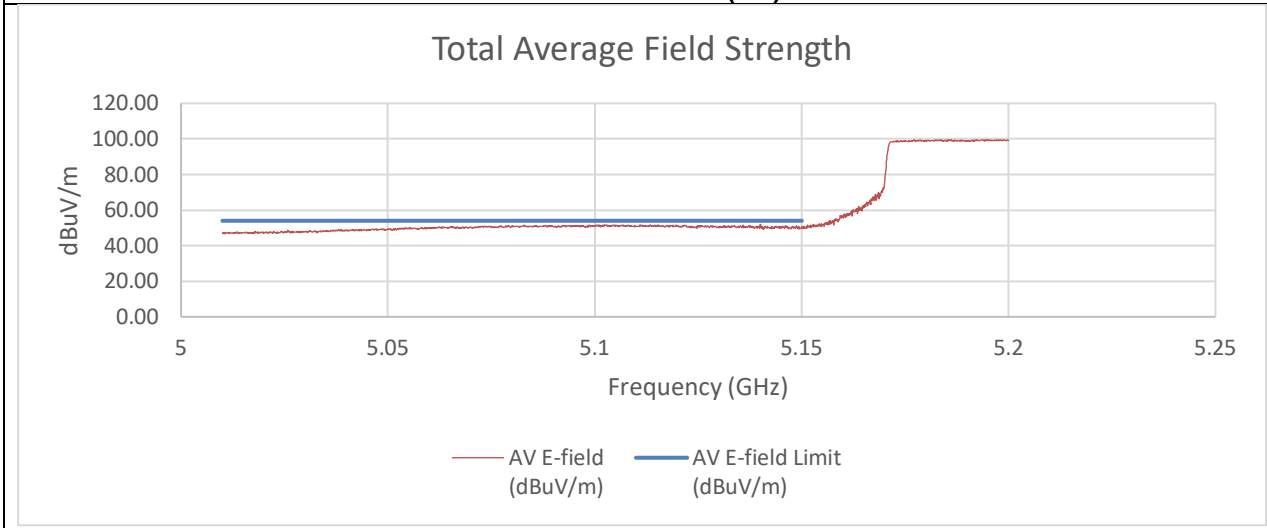

UL LLC
12 Laboratory Drive, Research Triangle Park, NC 27709; USA TEL:(919)549-1400
This report shall not be reproduced except in full, without the written approval of UL LLC

SUMMED BANDEDGE DATA (Pk) Slow Sweep

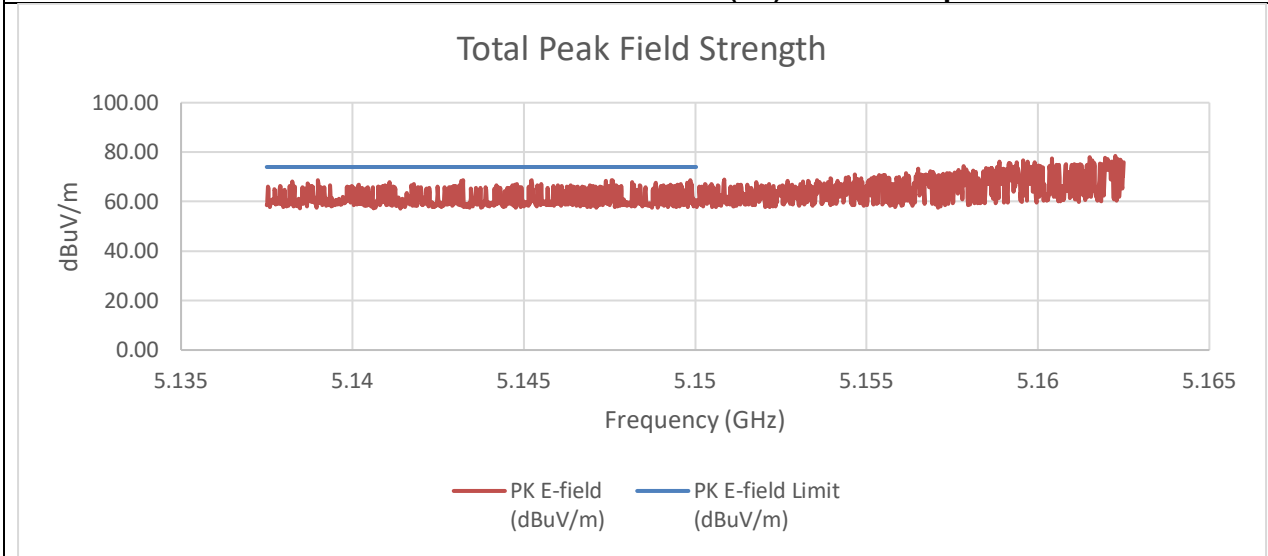

SUMMED BANDEDGE DATA (Av) Slow Sweep

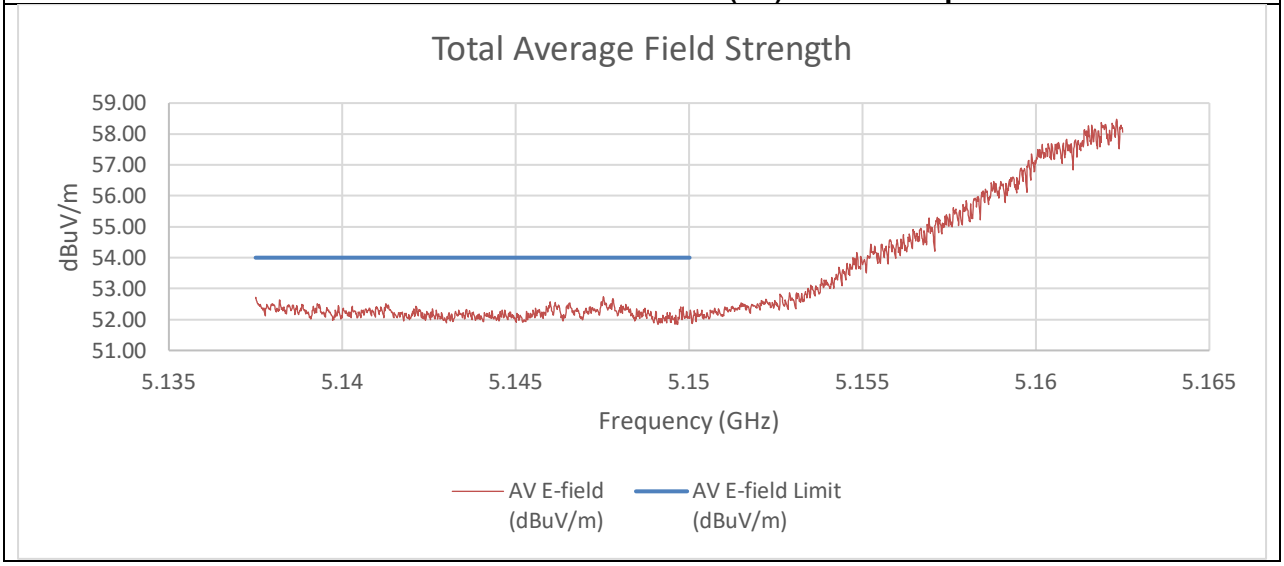

Summed Pk and Av Data at Restricted Band

Frequency (GHz)	PK Reading C1 (dBm)	PK Reading C2 (dBm)	PK EIRP (dBm)	PK E-field (dBuV/m)	PK E-field Limit (dBuV/m)	Margin (dB)
5.15	-52.09	-50.33	-36.44	58.82	74.00	-15.18
Frequency (GHz)	**PK Reading C1 (dBm)**	**PK Reading C2 (dBm)**	**PK EIRP (dBm)**	**PK E-field (dBuV/m)**	**PK E-field Limit (dBuV/m)**	**Margin (dB)**
5.15	-58.47	-57.44	-43.16	52.10	54.00	-1.90

An array gain of 11.67 dBi and a duty cycle correction factor of 0.09 dB was used in the calculation of the summed data. Fast sweep was performed just to show that no other emissions existed outside of the frequencies observed by the slow sweep measurement.

UL LLC
12 Laboratory Drive, Research Triangle Park, NC 27709; USA TEL:(919)549-1400
This report shall not be reproduced except in full, without the written approval of UL LLC

2TX CHAIN 0 + CHAIN 1 MODE (High Gain) High BE 5250 MHz

PK MEASUREMENT

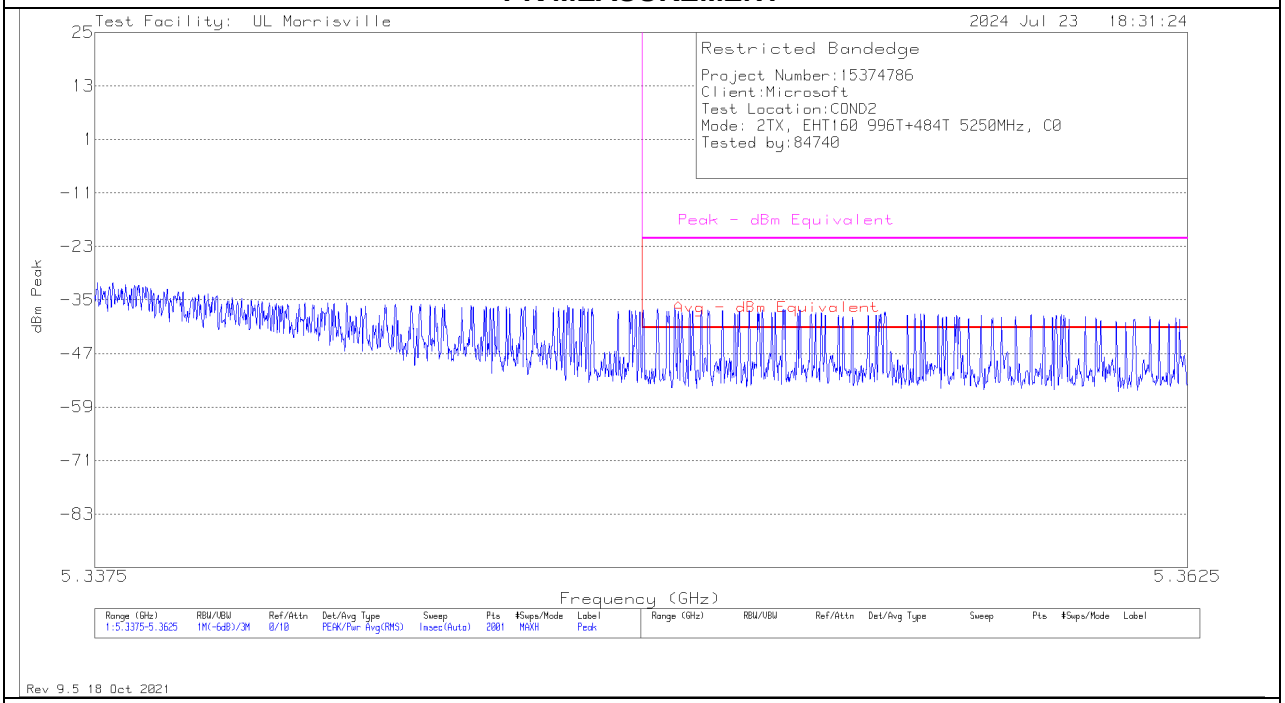

AVERAGE MEASUREMENT

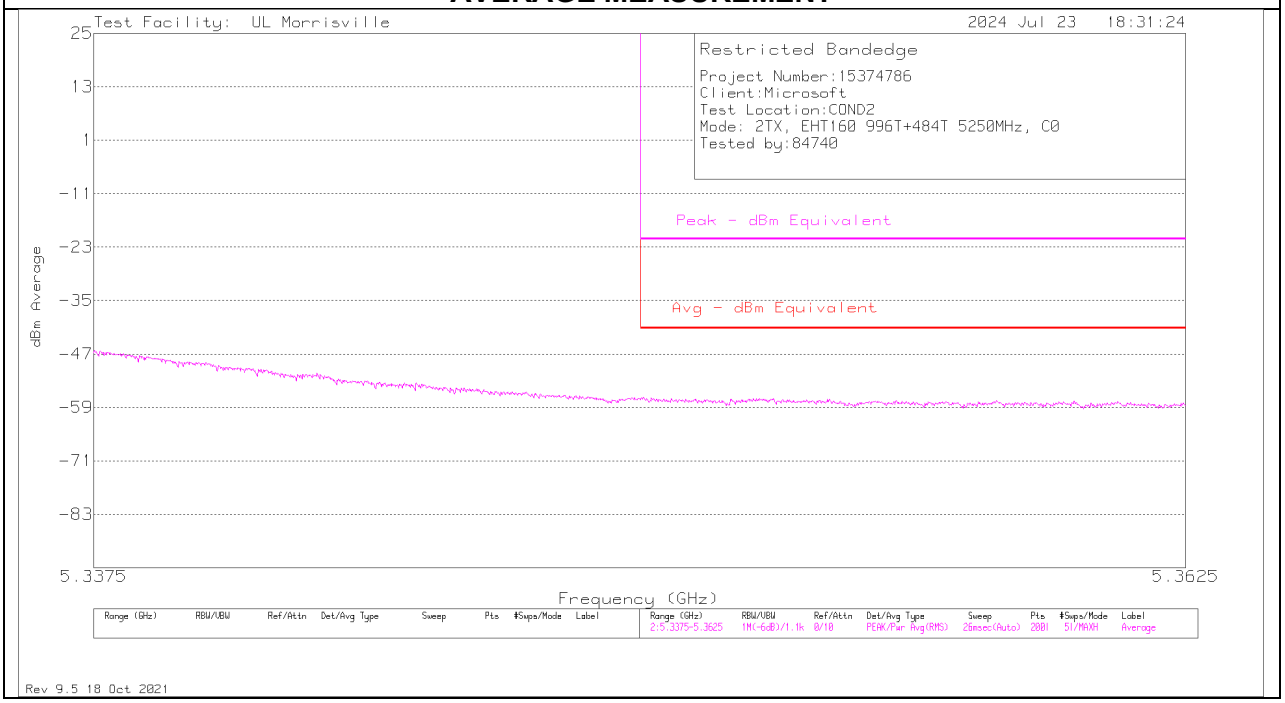

UL LLC
12 Laboratory Drive, Research Triangle Park, NC 27709; USA TEL:(919)549-1400

This report shall not be reproduced except in full, without the written approval of UL LLC

SUMMED BANDEDGE DATA (Pk) Fast Method

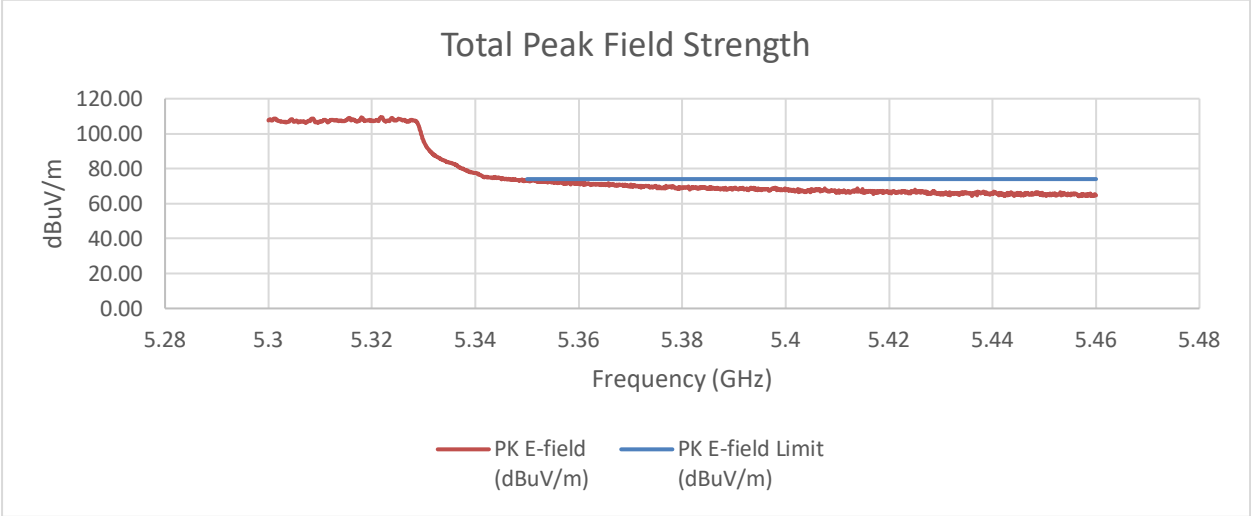

SUMMED BANDEDGE DATA (Av) Fast Method

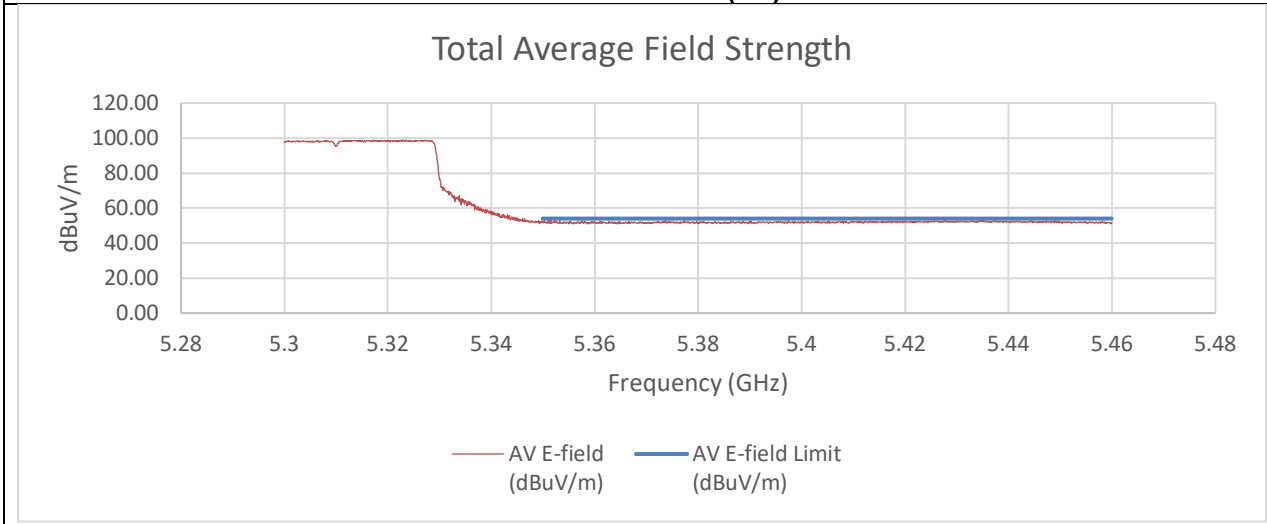

UL LLC
12 Laboratory Drive, Research Triangle Park, NC 27709; USA TEL:(919)549-1400

This report shall not be reproduced except in full, without the written approval of UL LLC

SUMMED BANDEDGE DATA (Pk) Slow Sweep

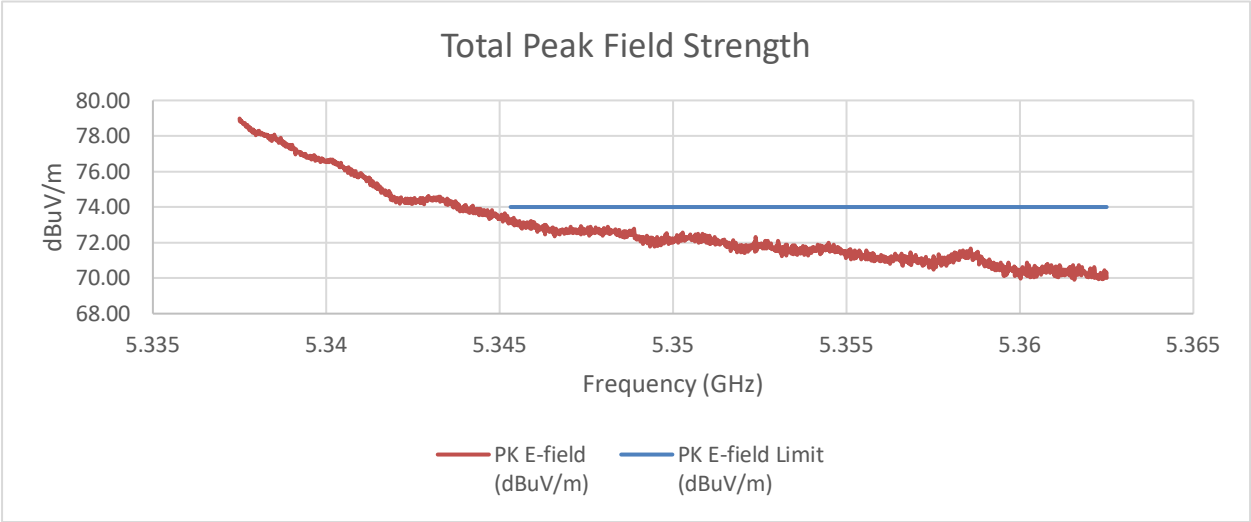

SUMMED BANDEDGE DATA (Av) Slow Sweep

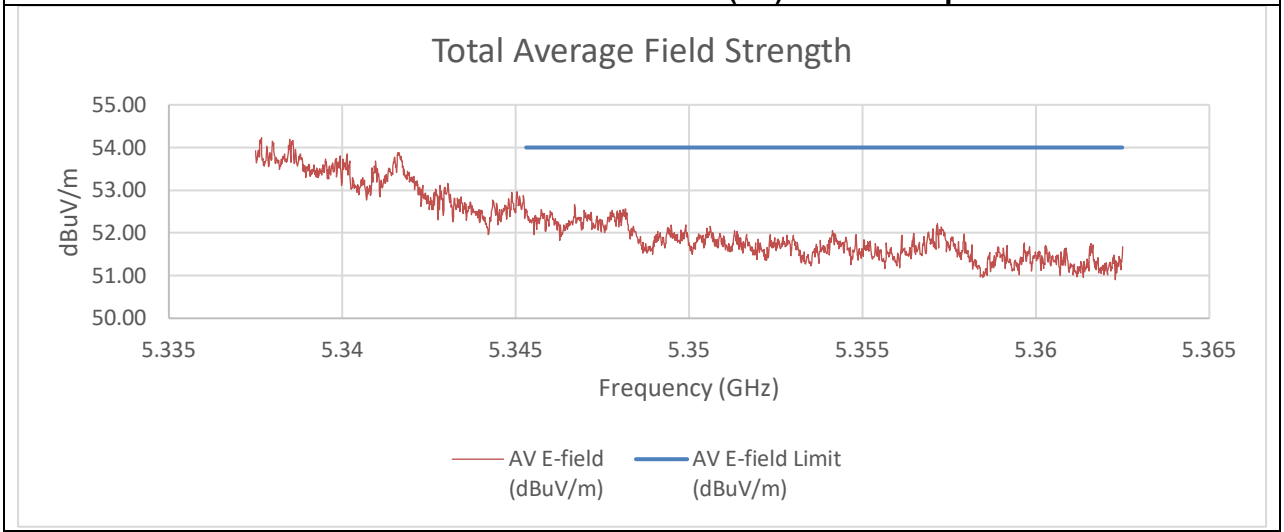

Summed Pk and Av Data at Restricted Band

Frequency (GHz)	PK Reading C1 (dBm)	PK Reading C2 (dBm)	PK EIRP (dBm)	PK E-field (dBuV/m)	PK E-field Limit (dBuV/m)	Margin (dB)
5.35	-36.17	-40.91	-23.24	72.01	74.00	-1.99
Frequency (GHz)	**Av Reading C1 (dBm)**	**Av Reading C2 (dBm)**	**Av EIRP (dBm)**	**PK E-field (dBuV/m)**	**PK E-field Limit (dBuV/m)**	**Margin (dB)**
5.35	-63.53	-55.95	-43.49	51.76	54.00	-2.24

An array gain of 11.67 dBi and a duty cycle correction factor of 0.09 dB was used in the calculation of the summed data. Fast sweep was performed just to show that no other emissions existed outside of the frequencies observed by the slow sweep measurement.

UL LLC
12 Laboratory Drive, Research Triangle Park, NC 27709; USA TEL:(919)549-1400
This report shall not be reproduced except in full, without the written approval of UL LLC

TX ABOVE 1 GHz 802.11be EHT160 996T+484+242T (C) PUNCTURE 0x80 MODE IN THE 5.2 GHz BAND

2TX CHAIN 0 + CHAIN 1 MODE (Low Gain) Low BE 5250 MHz

SUMMED BANDEDGE DATA (Pk) Fast Method

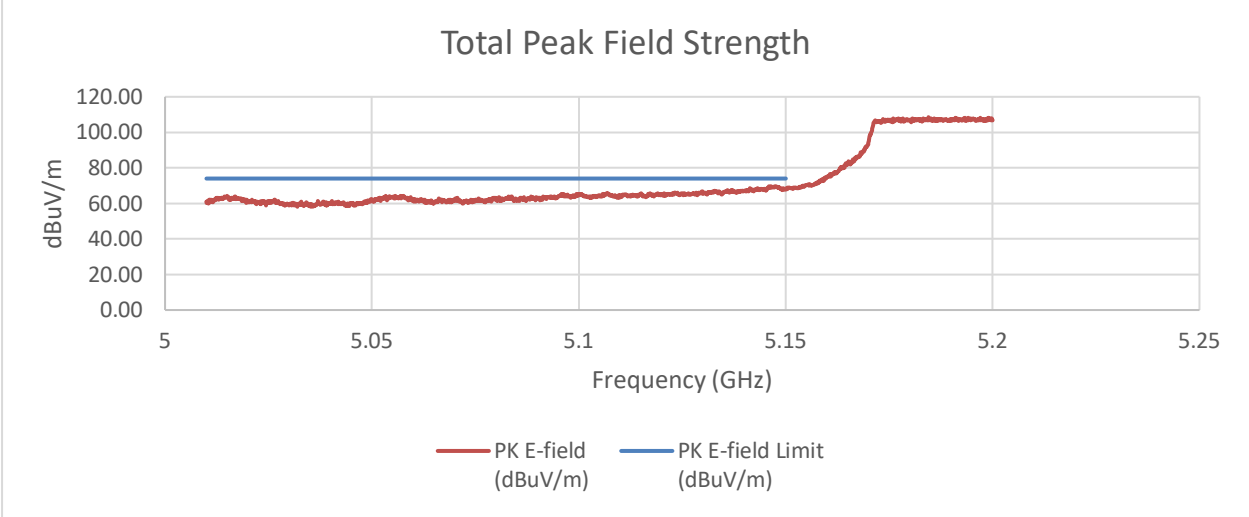

SUMMED BANDEDGE DATA (Av) Fast Method

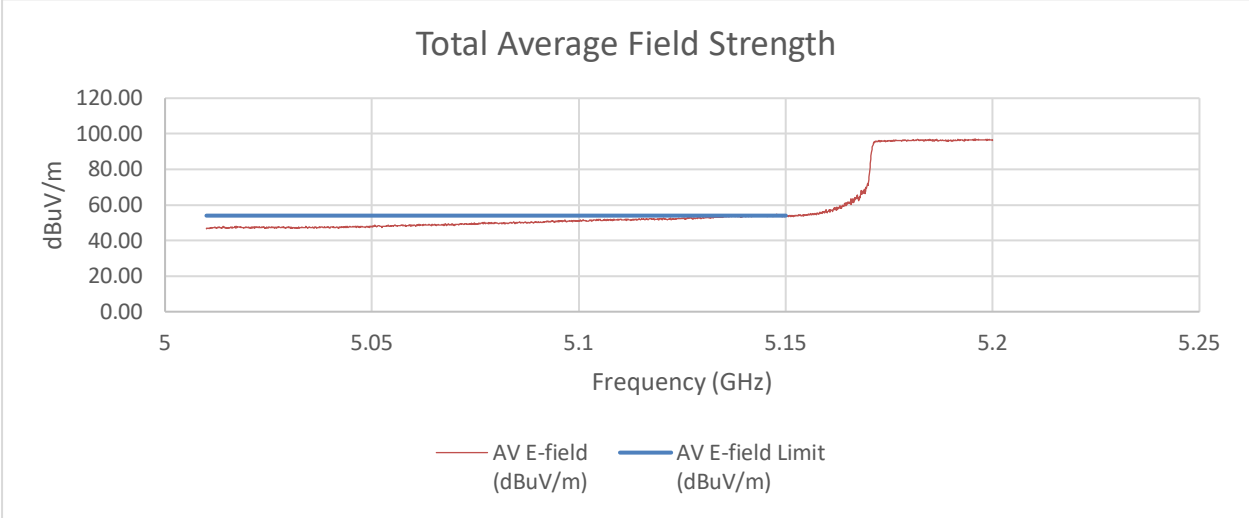

UL LLC
12 Laboratory Drive, Research Triangle Park, NC 27709; USA TEL:(919)549-1400
This report shall not be reproduced except in full, without the written approval of UL LLC

SUMMED BANDEDGE DATA (Pk) Slow Sweep

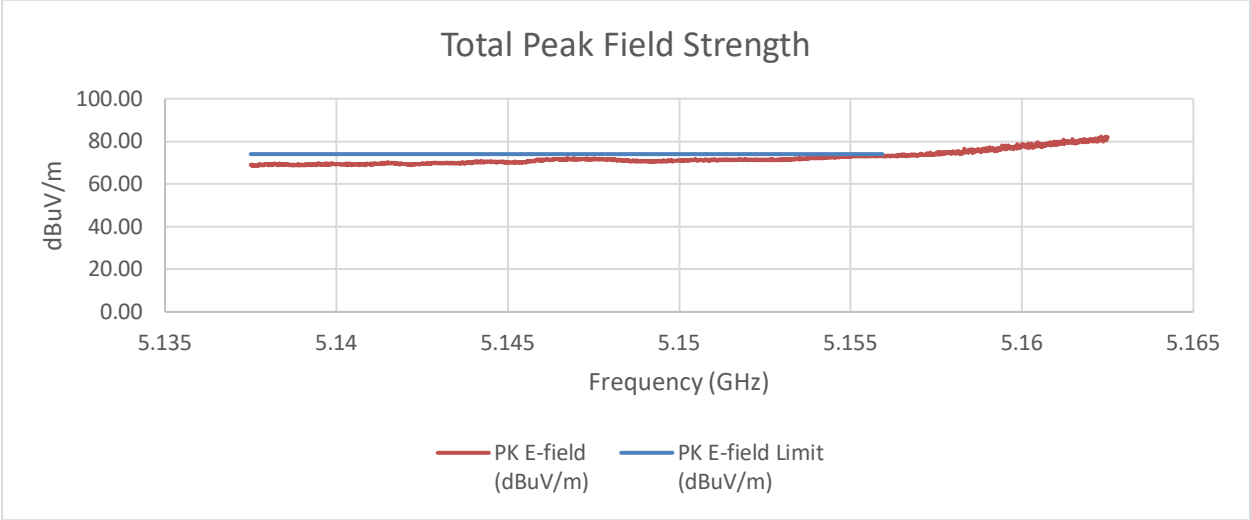

SUMMED BANDEDGE DATA (Av) Slow Sweep

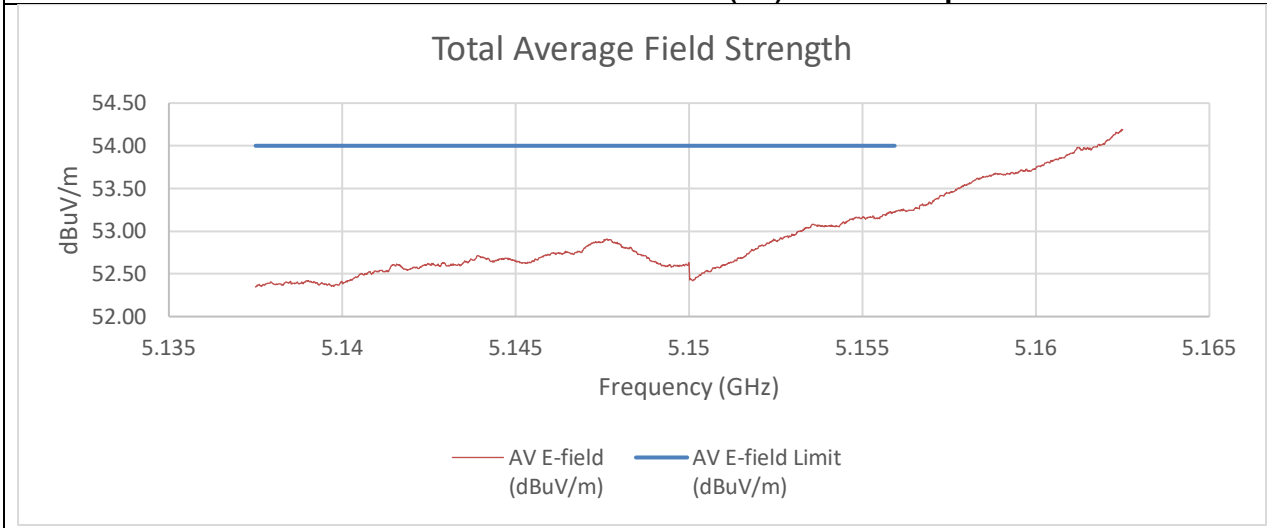

Summed Pk and Av Data at Restricted Band

Frequency (GHz)	PK Reading C1 (dBm)	PK Reading C2 (dBm)	PK EIRP (dBm)	PK E-field (dBuV/m)	PK E-field Limit (dBuV/m)	Margin (dB)
5.15	-34.08	-37.16	-24.13	71.13	74.00	-2.87
Frequency (GHz)	**AV Reading C1 (dBm)**	**AV Reading C2 (dBm)**	**AV EIRP (dBm)**	**AV E-field (dBuV/m)**	**AV E-field Limit (dBuV/m)**	**Margin (dB)**
5.15	-55.33	-52.74	-42.62	52.63	54.00	-1.37

An array gain of 8.21 dBi was used in the calculation of the summed data. Fast sweep was performed just to show that no other emissions existed outside of the frequencies observed by the slow sweep measurement.

UL LLC
12 Laboratory Drive, Research Triangle Park, NC 27709; USA TEL:(919)549-1400
This report shall not be reproduced except in full, without the written approval of UL LLC

2TX CHAIN 0 + CHAIN 1 MODE (Mid Gain) Low BE 5250 MHz

SUMMED BANDEDGE DATA (Pk) Fast Method

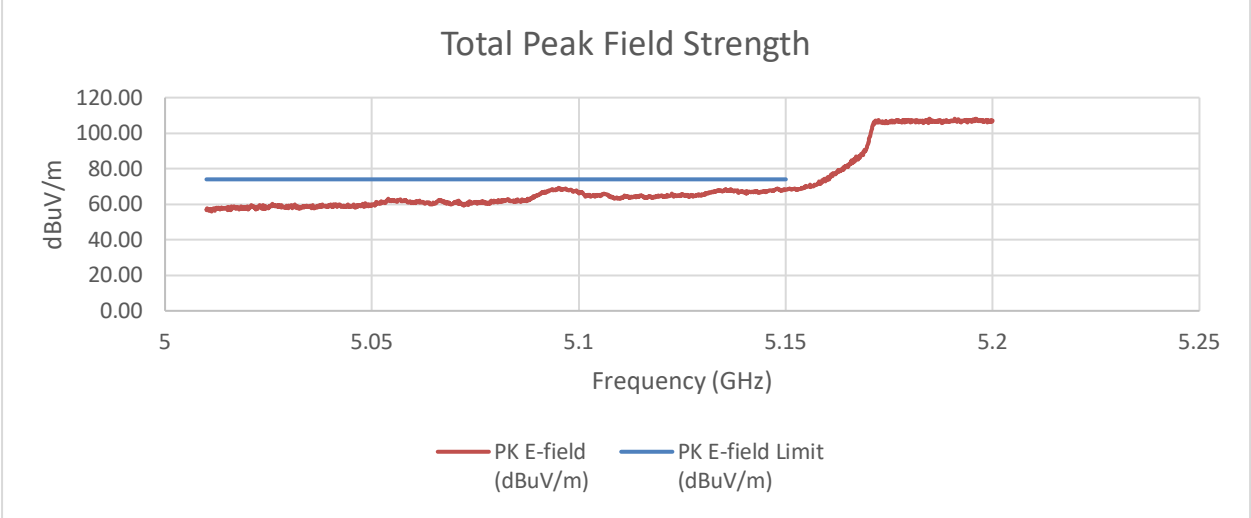

SUMMED BANDEDGE DATA (Av) Fast Method

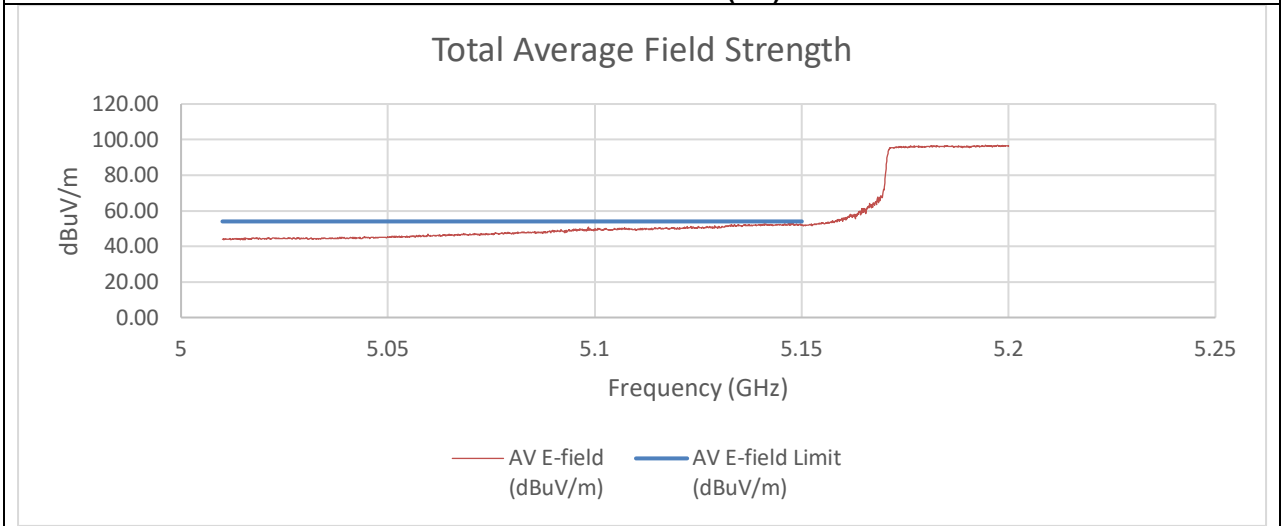

UL LLC
12 Laboratory Drive, Research Triangle Park, NC 27709; USA TEL:(919)549-1400
This report shall not be reproduced except in full, without the written approval of UL LLC

SUMMED BANDEDGE DATA (Pk) Slow Sweep

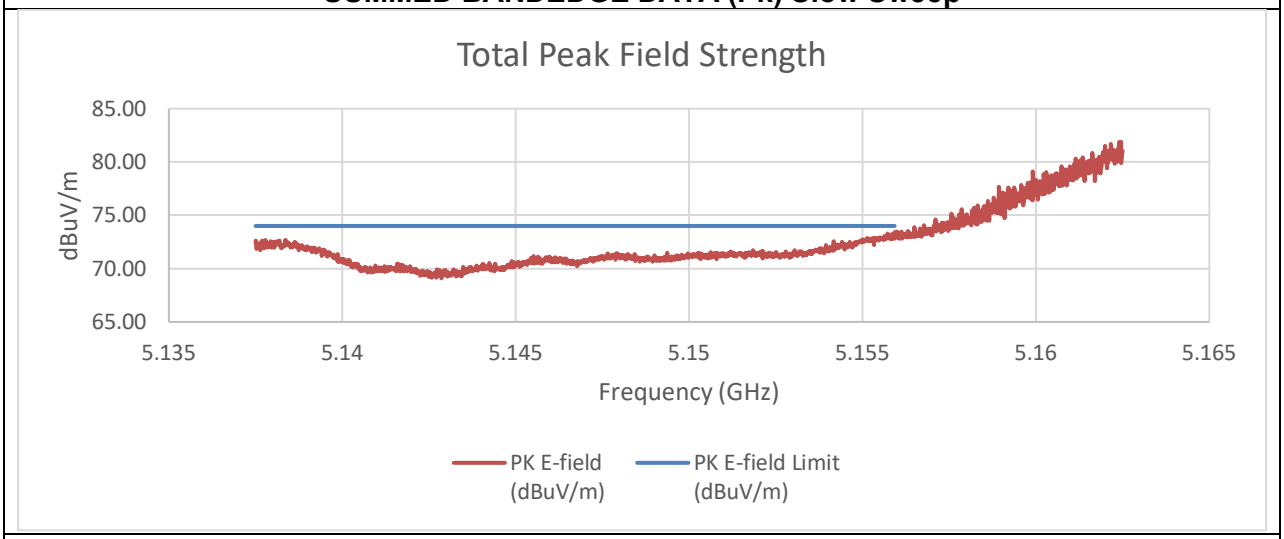

SUMMED BANDEDGE DATA (Av) Slow Sweep

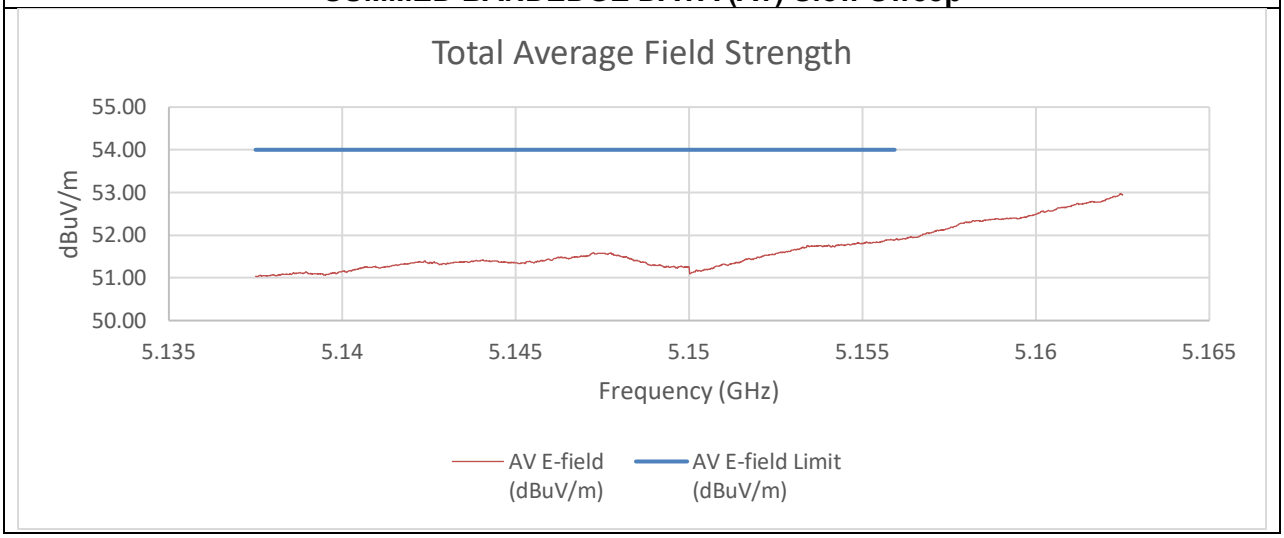

Summed Pk and Av Data at Restricted Band

Frequency (GHz)	PK Reading C1 (dBm)	PK Reading C2 (dBm)	PK EIRP (dBm)	PK E-field (dBuV/m)	PK E-field Limit (dBuV/m)	Margin (dB)
5.15	-36.26	-39.04	-24.11	71.15	74.00	-2.85
Frequency (GHz)	**AV Reading C1 (dBm)**	**AV Reading C2 (dBm)**	**AV EIRP (dBm)**	**AV E-field (dBuV/m)**	**AV E-field Limit (dBuV/m)**	**Margin (dB)**
5.15	-60.21	-55.59	-43.99	51.27	54.00	-2.73

An array gain of 10.31 dBi was used in the calculation of the summed data. Fast sweep was performed just to show that no other emissions existed outside of the frequencies observed by the slow sweep measurement.

UL LLC
12 Laboratory Drive, Research Triangle Park, NC 27709; USA TEL:(919)549-1400
This report shall not be reproduced except in full, without the written approval of UL LLC

2TX CHAIN 0 + CHAIN 1 MODE (High Gain) Low BE 5250 MHz

PK MEASUREMENT

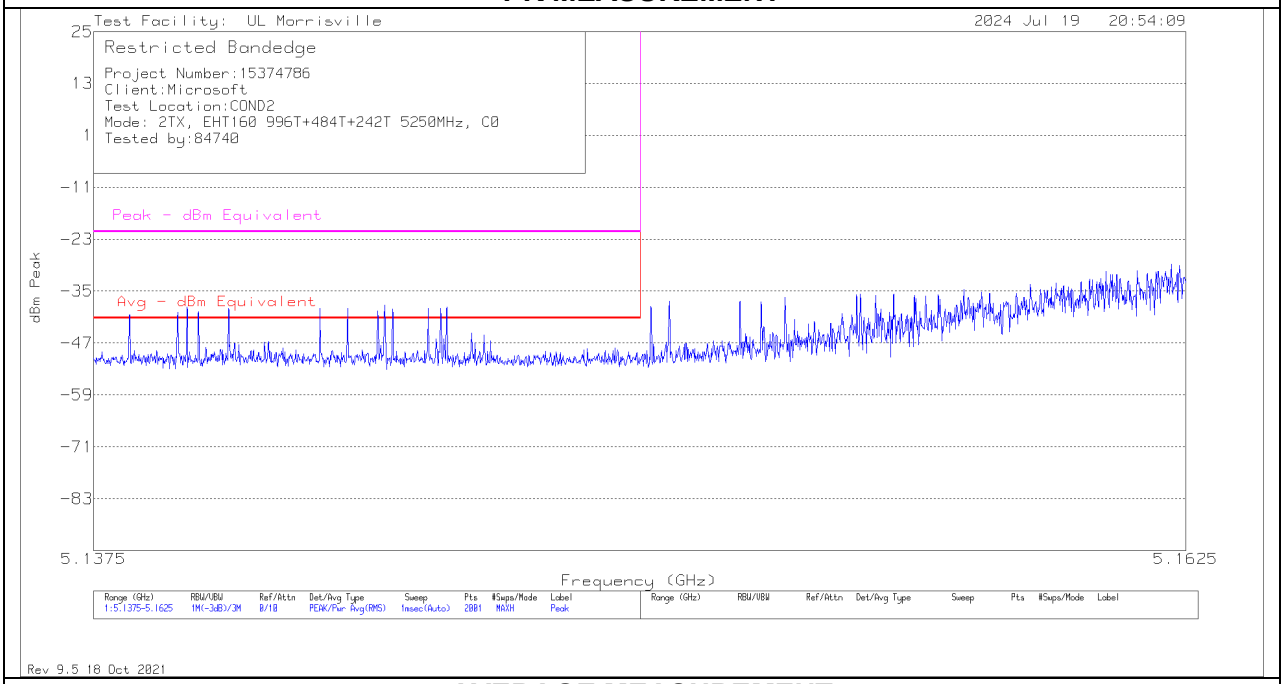

AVERAGE MEASUREMENT

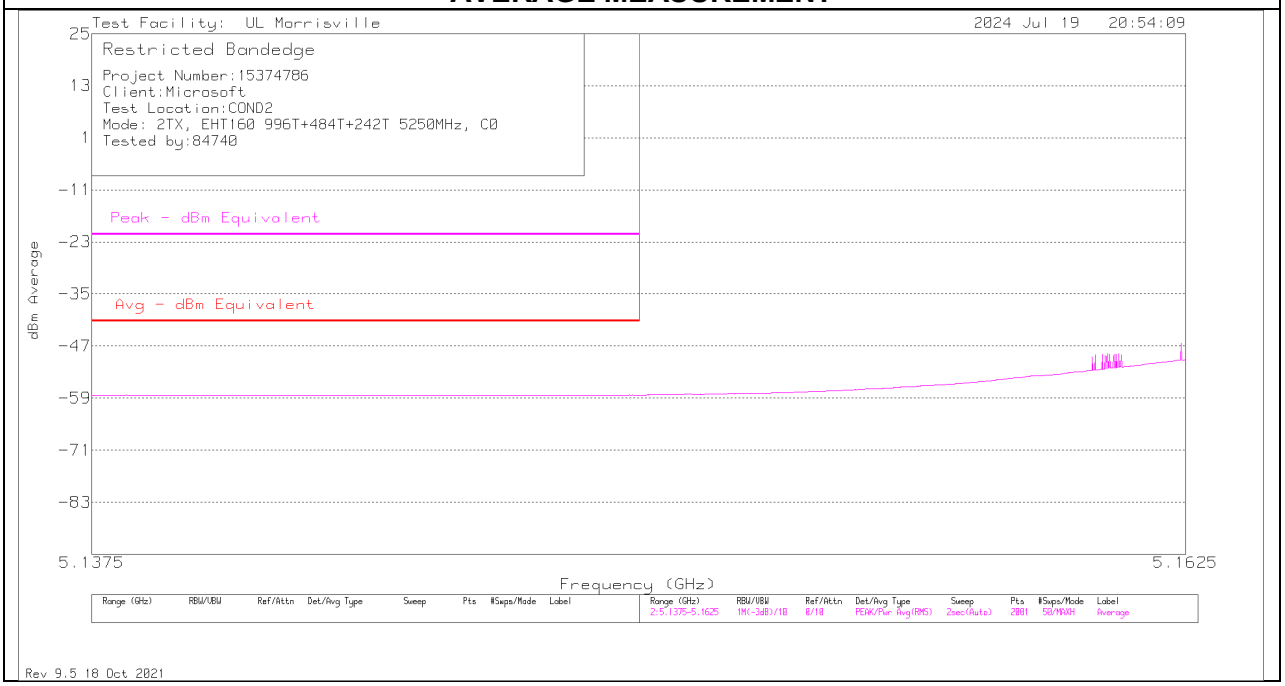

UL LLC
12 Laboratory Drive, Research Triangle Park, NC 27709; USA TEL:(919)549-1400

This report shall not be reproduced except in full, without the written approval of UL LLC

SUMMED BANDEDGE DATA (Pk) Fast Method

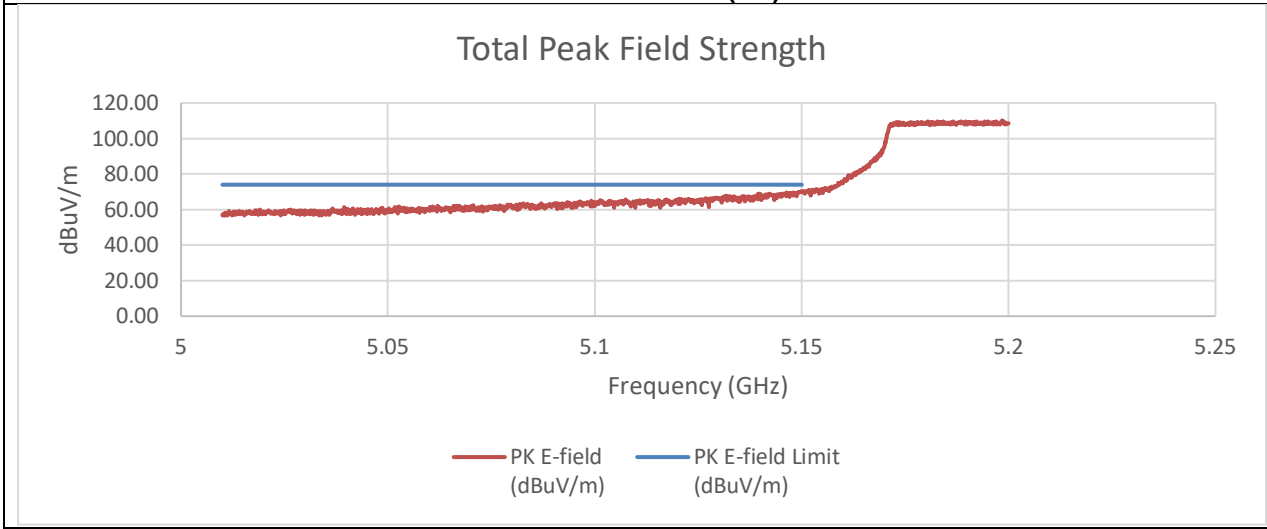

SUMMED BANDEDGE DATA (Av) Fast Method

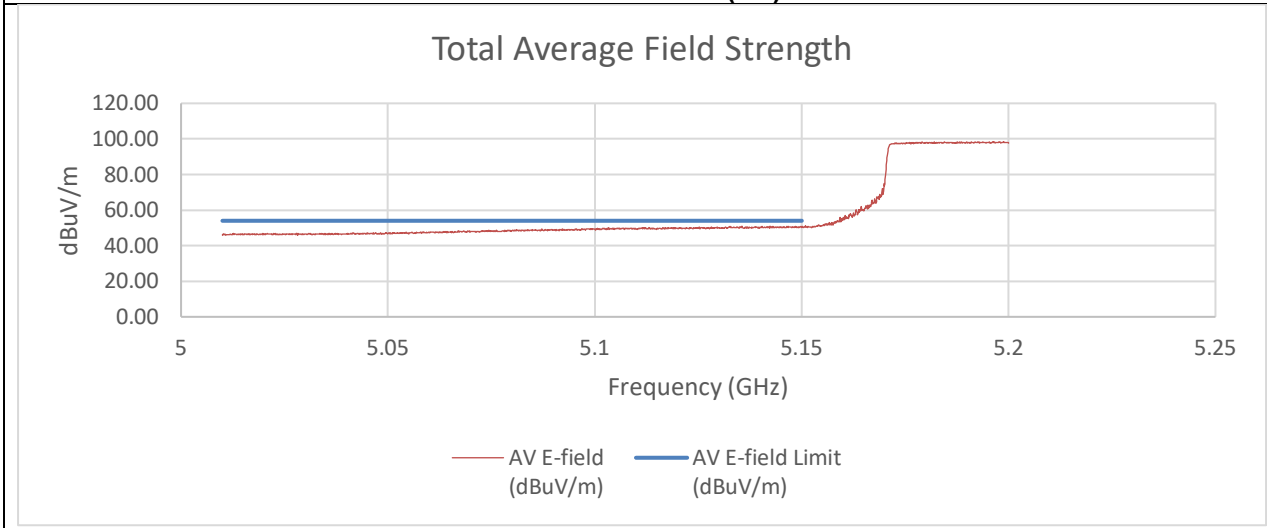

UL LLC
12 Laboratory Drive, Research Triangle Park, NC 27709; USA TEL:(919)549-1400
This report shall not be reproduced except in full, without the written approval of UL LLC

SUMMED BANDEDGE DATA (Pk) Slow Sweep

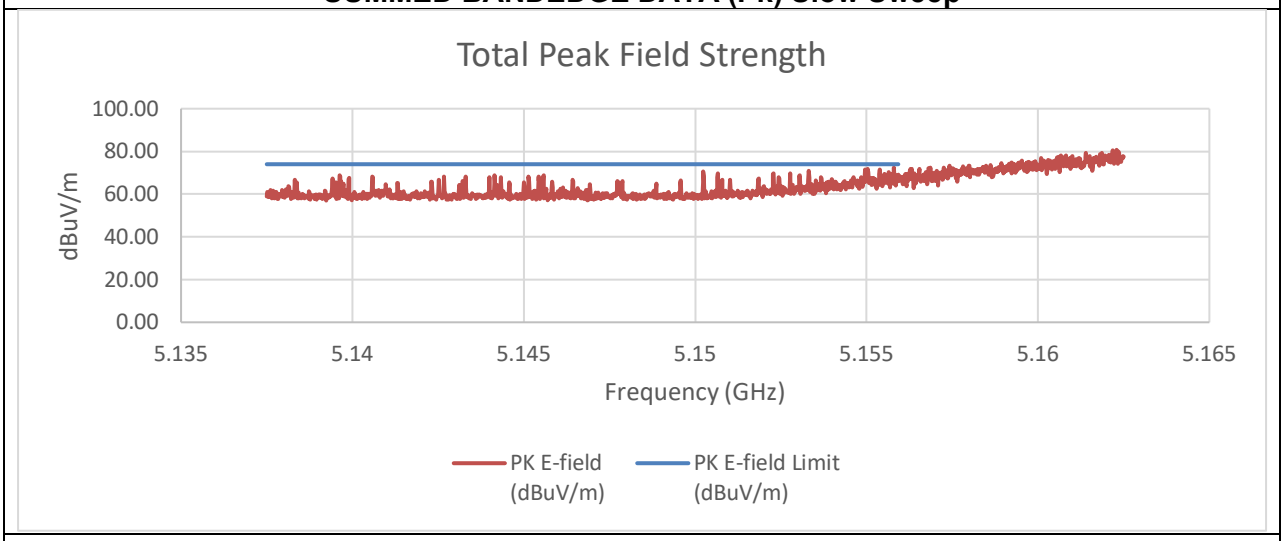

SUMMED BANDEDGE DATA (Av) Slow Sweep

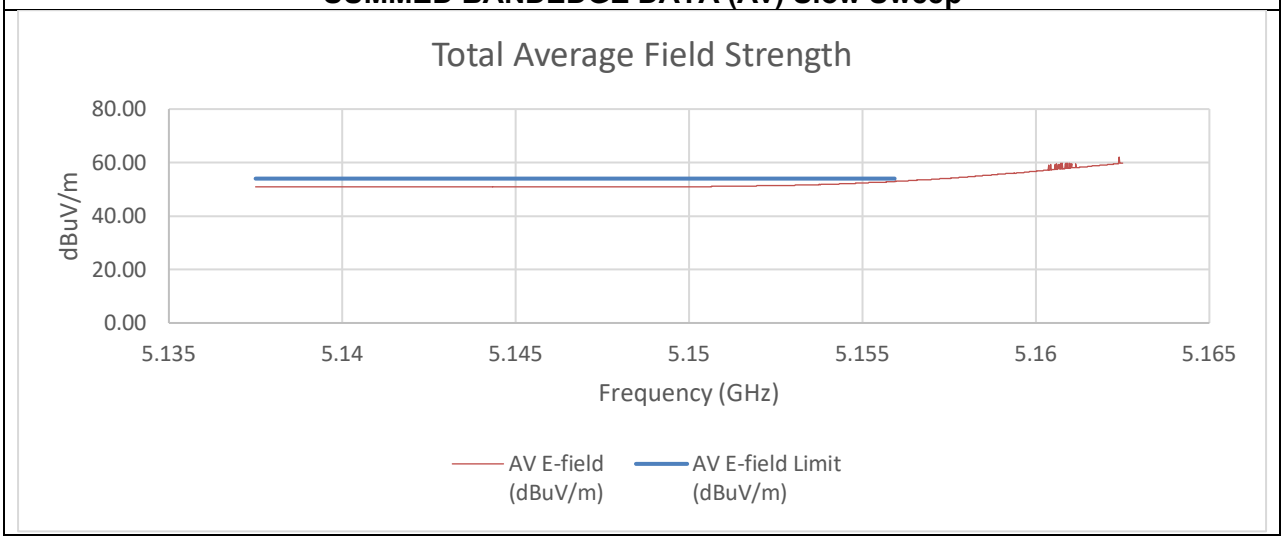

Summed Pk and Av Data at Restricted Band

Frequency (GHz)	PK Reading C1 (dBm)	PK Reading C2 (dBm)	PK EIRP (dBm)	PK E-field (dBuV/m)	PK E-field Limit (dBuV/m)	Margin (dB)
5.15	-50.88	-52.27	-36.84	58.42	74.00	-15.58
Frequency (GHz)	**AV Reading C1 (dBm)**	**AV Reading C2 (dBm)**	**AV EIRP (dBm)**	**AV E-field (dBuV/m)**	**AV E-field Limit (dBuV/m)**	**Margin (dB)**
5.15	-58.30	-59.86	-44.33	50.93	54.00	-3.07

An array gain of 11.67 dBi was used in the calculation of the summed data. Fast sweep was performed just to show that no other emissions existed outside of the frequencies observed by the slow sweep measurement.

UL LLC
12 Laboratory Drive, Research Triangle Park, NC 27709; USA TEL:(919)549-1400
This report shall not be reproduced except in full, without the written approval of UL LLC

TX ABOVE 1 GHz 802.11be EHT160 996T+484+242T (C) PUNCTURE 0x01 MODE IN THE 5.3 GHz BAND

2TX CHAIN 0 + CHAIN 1 MODE (Low Gain) High BE 5250 MHz

SUMMED BANDEDGE DATA (Pk) Fast Method

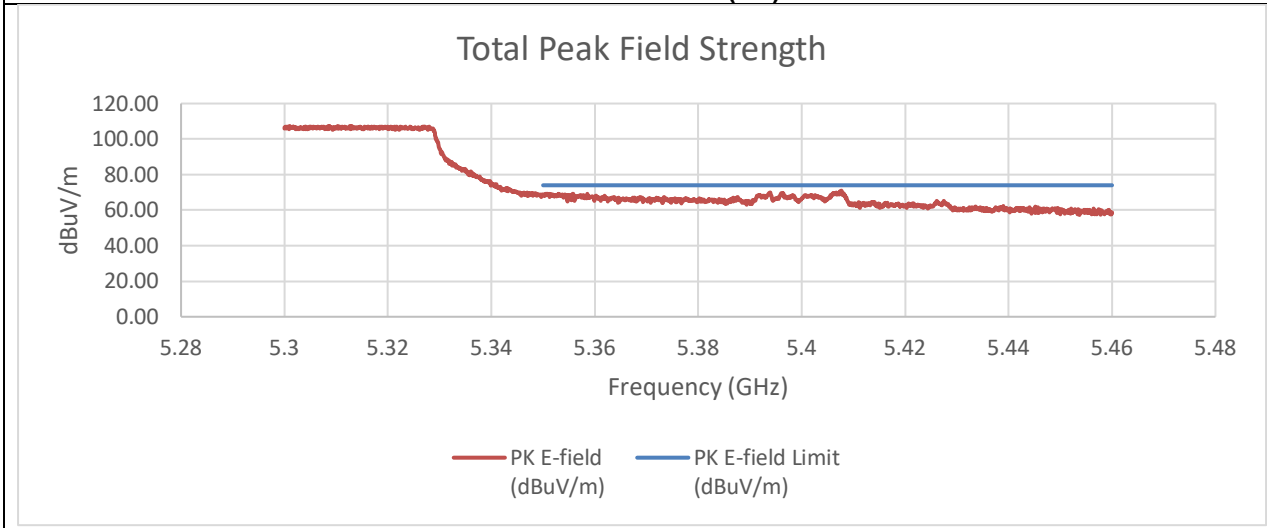

SUMMED BANDEDGE DATA (Av) Fast Method

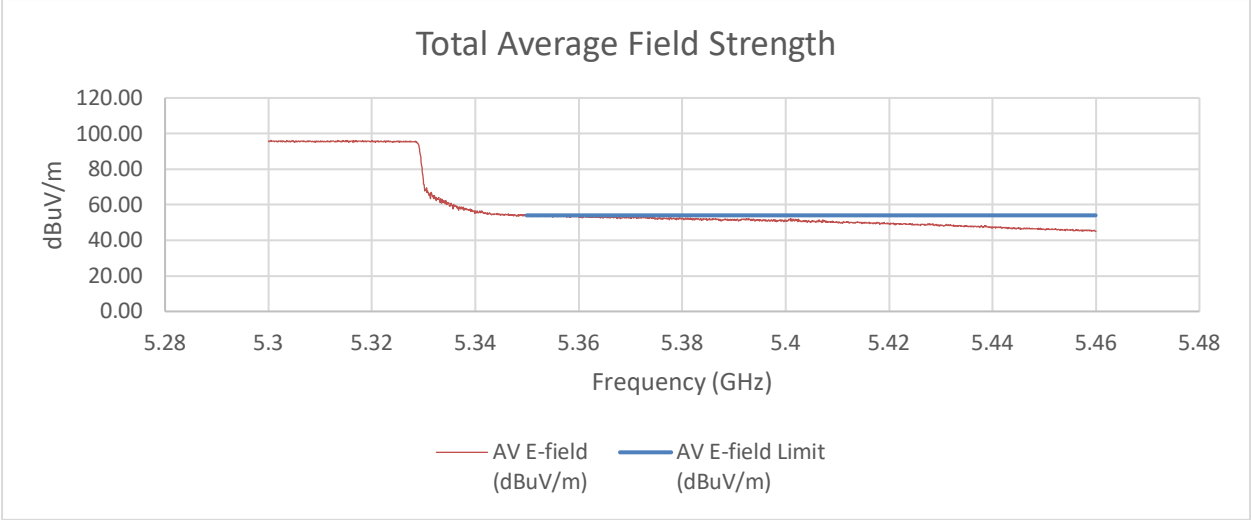

UL LLC
12 Laboratory Drive, Research Triangle Park, NC 27709; USA TEL:(919)549-1400
This report shall not be reproduced except in full, without the written approval of UL LLC

SUMMED BANDEDGE DATA (Pk) Slow Sweep

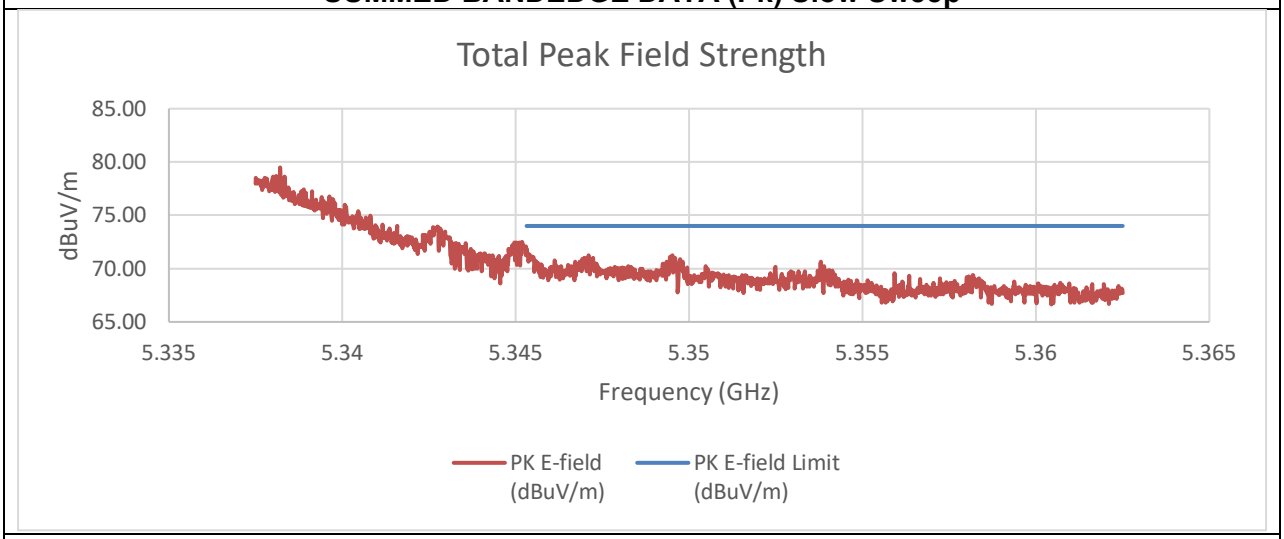

SUMMED BANDEDGE DATA (Av) Slow Sweep

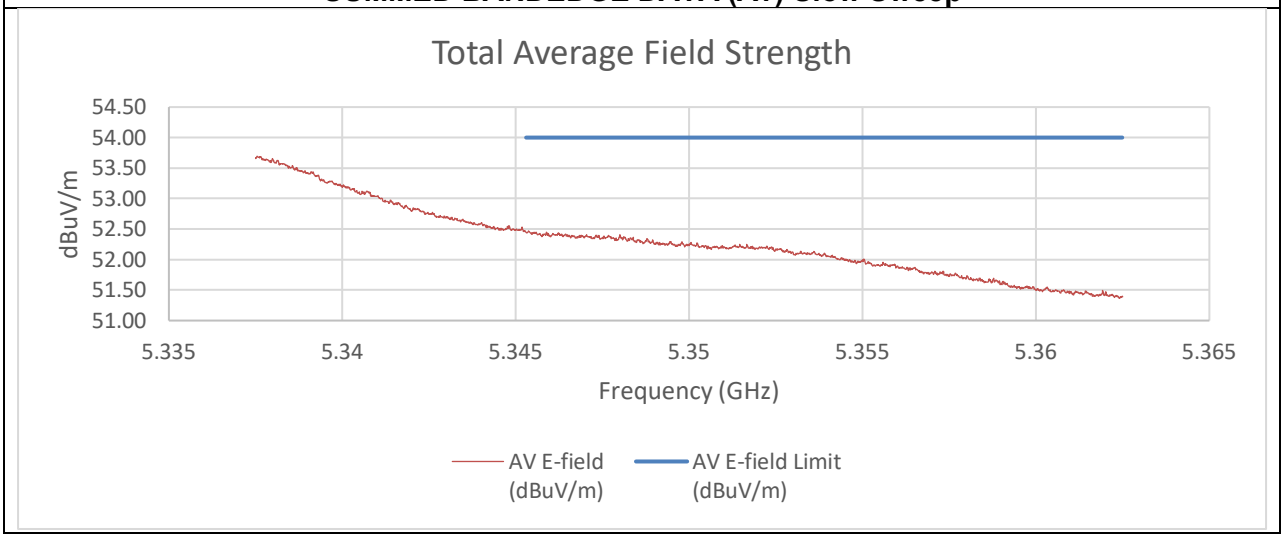

Summed Pk and Av Data at Restricted Band

Frequency (GHz)	PK Reading C1 (dBm)	PK Reading C2 (dBm)	PK EIRP (dBm)	PK E-field (dBuV/m)	PK E-field Limit (dBuV/m)	Margin (dB)
5.35	-38.08	-37.46	-26.54	68.72	74.00	-5.28
Frequency (GHz)	**AV Reading C1 (dBm)**	**AV Reading C2 (dBm)**	**AV EIRP (dBm)**	**AV E-field (dBuV/m)**	**AV E-field Limit (dBuV/m)**	**Margin (dB)**
5.35	-60.26	-51.82	-43.03	52.23	54.00	-1.77

An array gain of 8.21 dBi was used in the calculation of the summed data. Fast sweep was performed just to show that no other emissions existed outside of the frequencies observed by the slow sweep measurement.

UL LLC
12 Laboratory Drive, Research Triangle Park, NC 27709; USA TEL:(919)549-1400
This report shall not be reproduced except in full, without the written approval of UL LLC

2TX CHAIN 0 + CHAIN 1 MODE (Mid Gain) High BE 5250 MHz

SUMMED BANDEDGE DATA (Pk) Fast Method

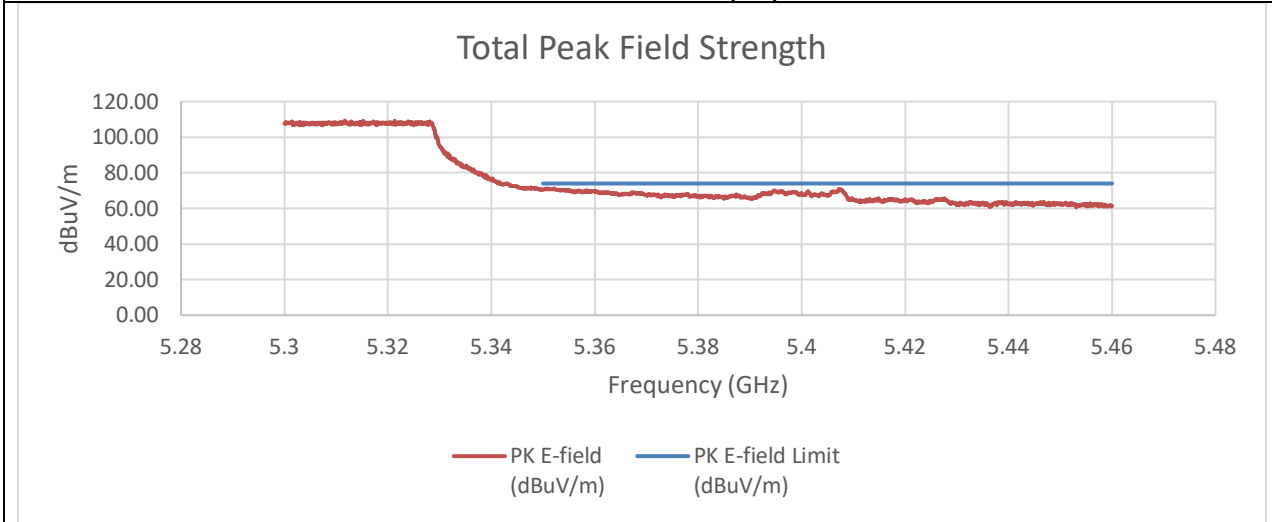

SUMMED BANDEDGE DATA (Av) Fast Method

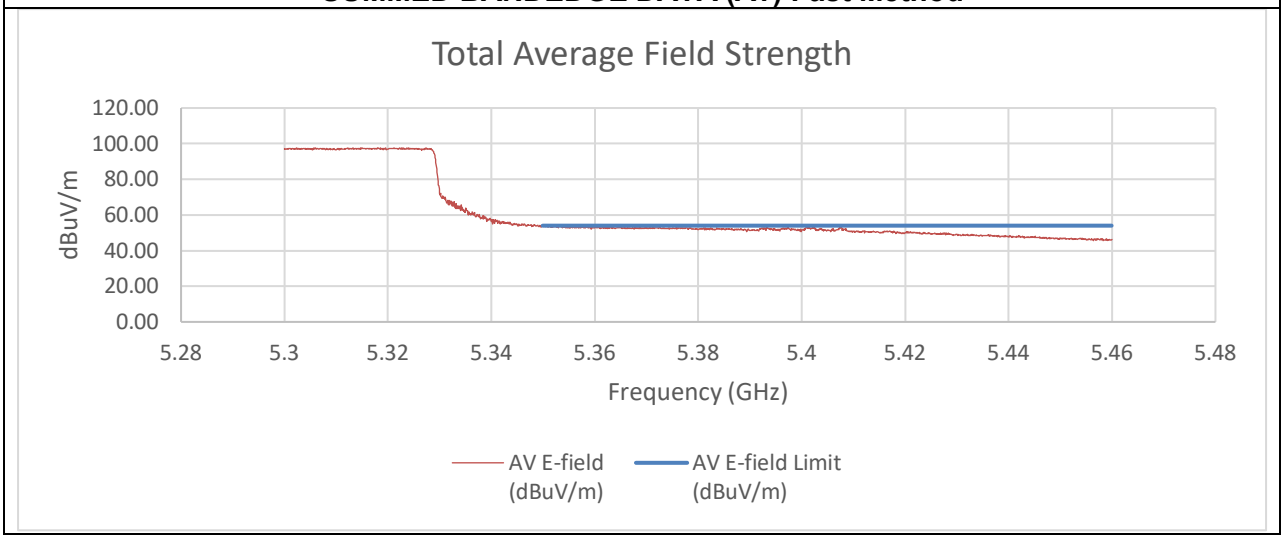

UL LLC
12 Laboratory Drive, Research Triangle Park, NC 27709; USA TEL:(919)549-1400
This report shall not be reproduced except in full, without the written approval of UL LLC

SUMMED BANDEDGE DATA (Pk) Slow Sweep

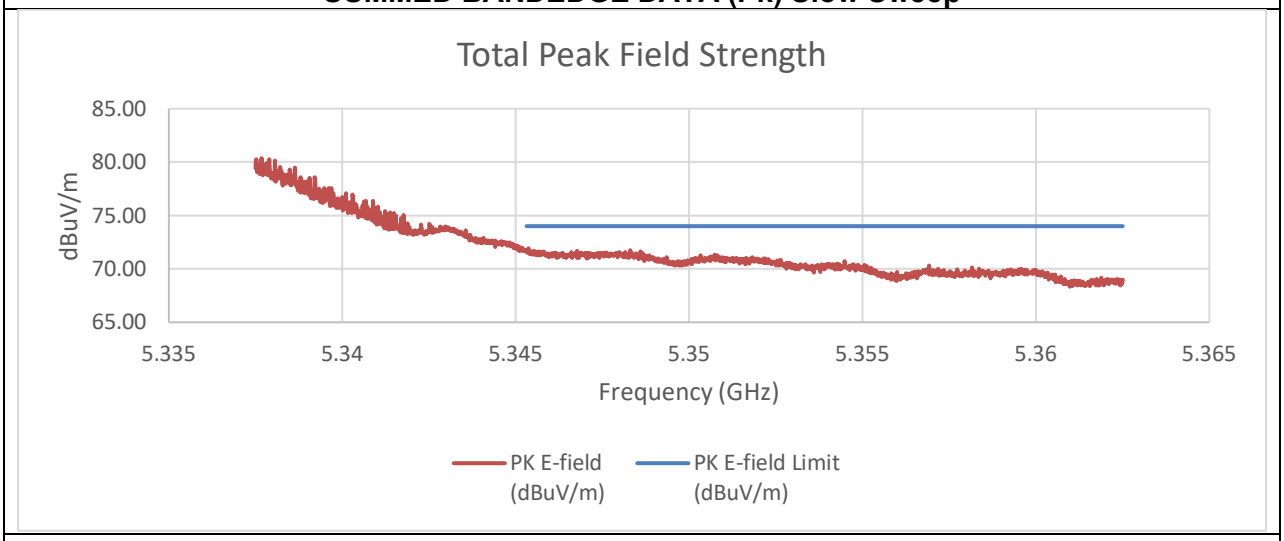

SUMMED BANDEDGE DATA (Av) Slow Sweep

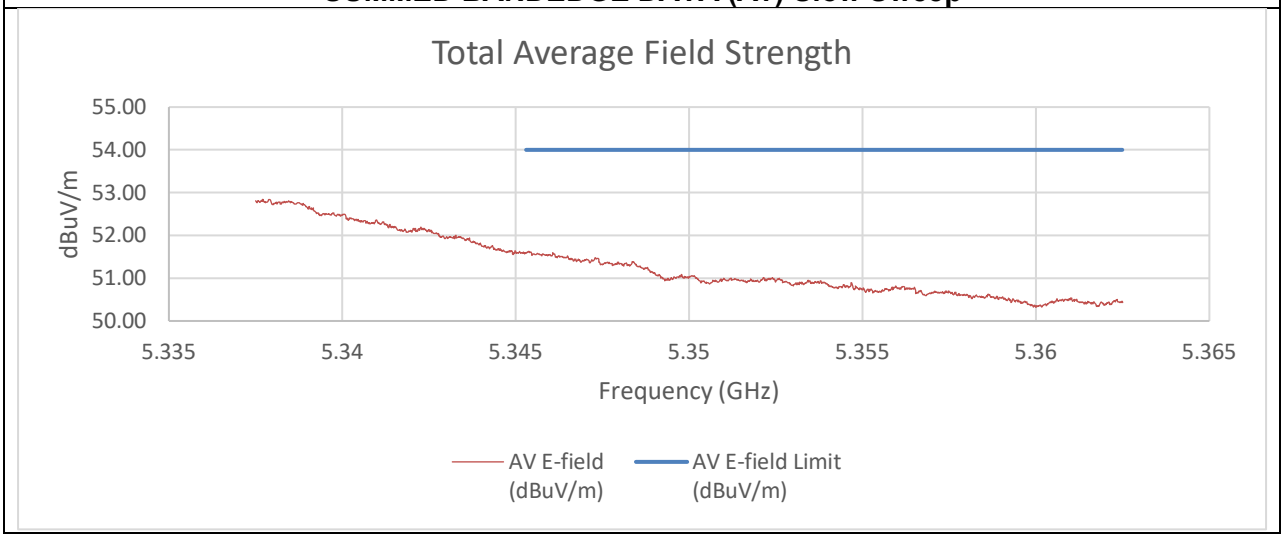

Summed Pk and Av Data at Restricted Band

Frequency (GHz)	PK Reading C1 (dBm)	PK Reading C2 (dBm)	PK EIRP (dBm)	PK E-field (dBuV/m)	PK E-field Limit (dBuV/m)	Margin (dB)
5.35	-37.99	-38.04	-24.69	70.56	74.00	-3.44
Frequency (GHz)	**AV Reading C1 (dBm)**	**AV Reading C2 (dBm)**	**AV EIRP (dBm)**	**AV E-field (dBuV/m)**	**AV E-field Limit (dBuV/m)**	**Margin (dB)**
5.35	-62.51	-55.30	-44.23	51.02	54.00	-2.98

An array gain of 10.31 dBi was used in the calculation of the summed data. Fast sweep was performed just to show that no other emissions existed outside of the frequencies observed by the slow sweep measurement.

UL LLC
12 Laboratory Drive, Research Triangle Park, NC 27709; USA TEL:(919)549-1400
This report shall not be reproduced except in full, without the written approval of UL LLC

2TX CHAIN 0 + CHAIN 1 MODE (High Gain) High BE 5250 MHz

PK MEASUREMENT

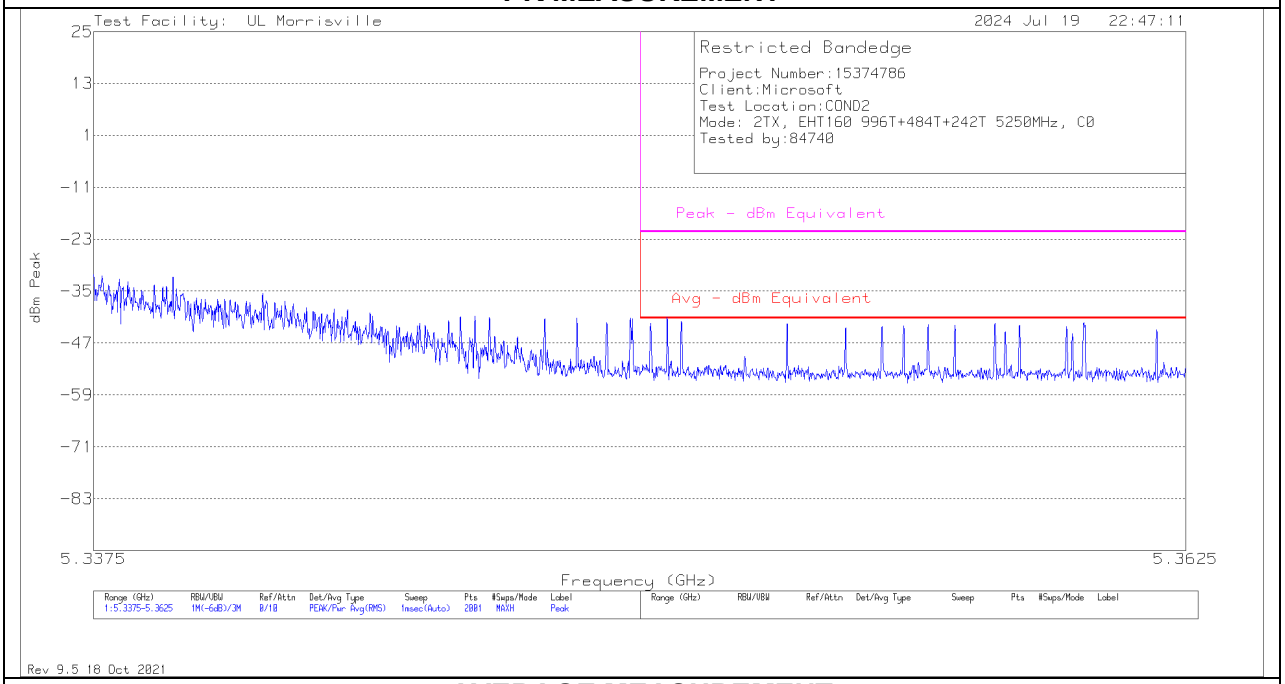

AVERAGE MEASUREMENT

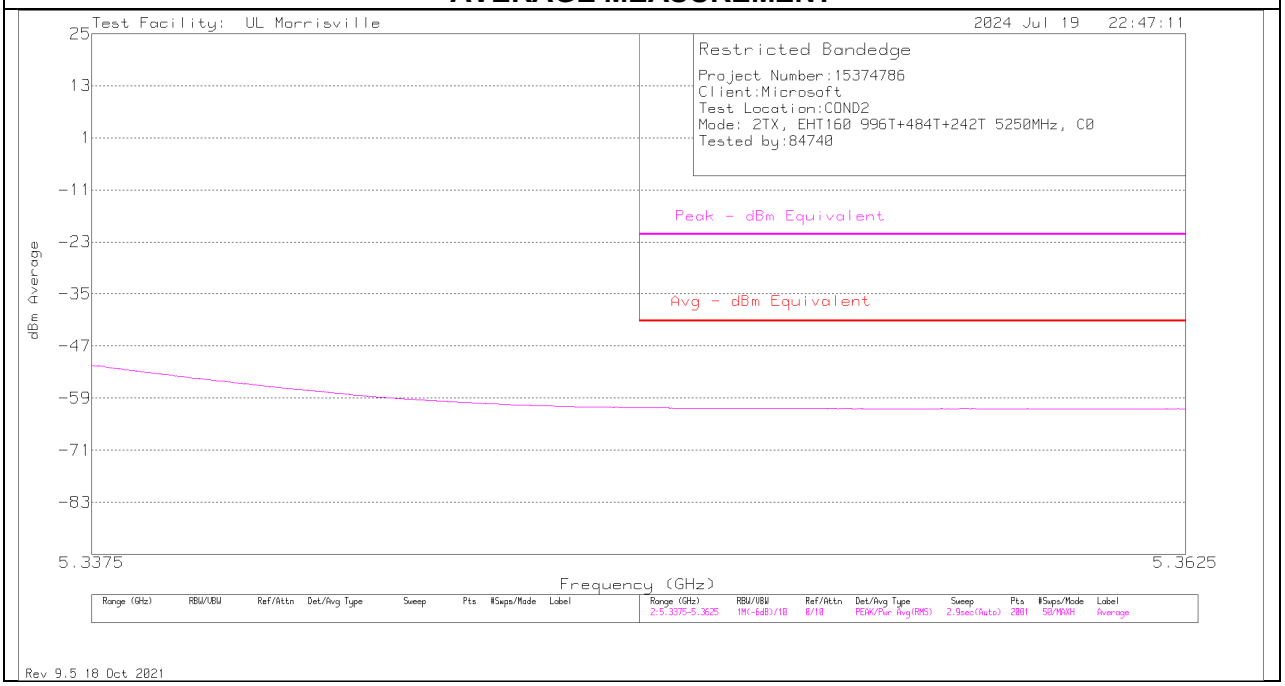

UL LLC
12 Laboratory Drive, Research Triangle Park, NC 27709; USA TEL:(919)549-1400

This report shall not be reproduced except in full, without the written approval of UL LLC

SUMMED BANDEDGE DATA (Pk) Fast Method

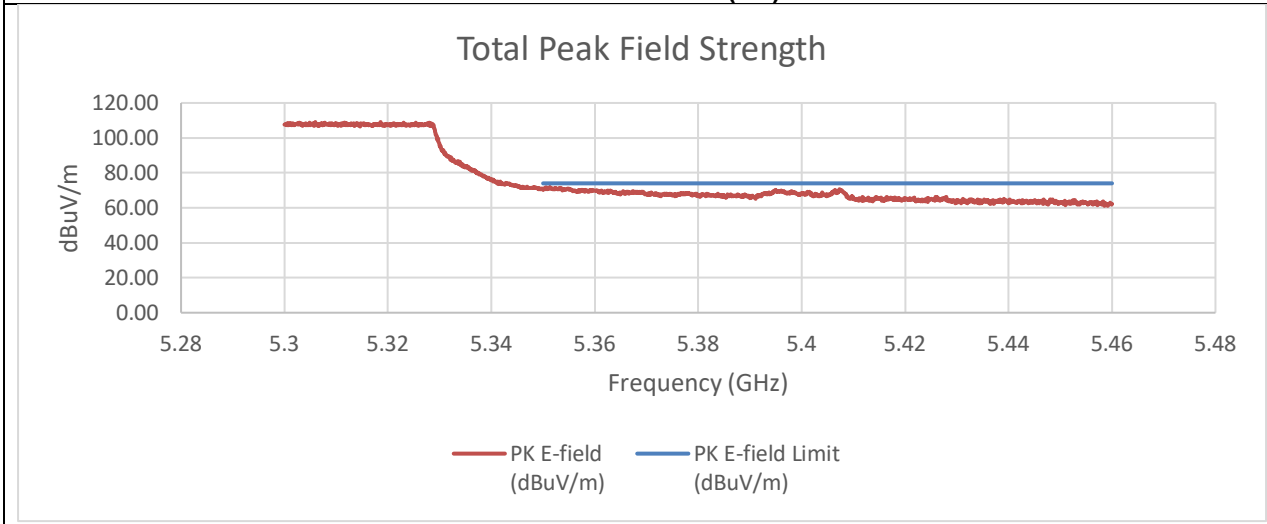

SUMMED BANDEDGE DATA (Av) Fast Method

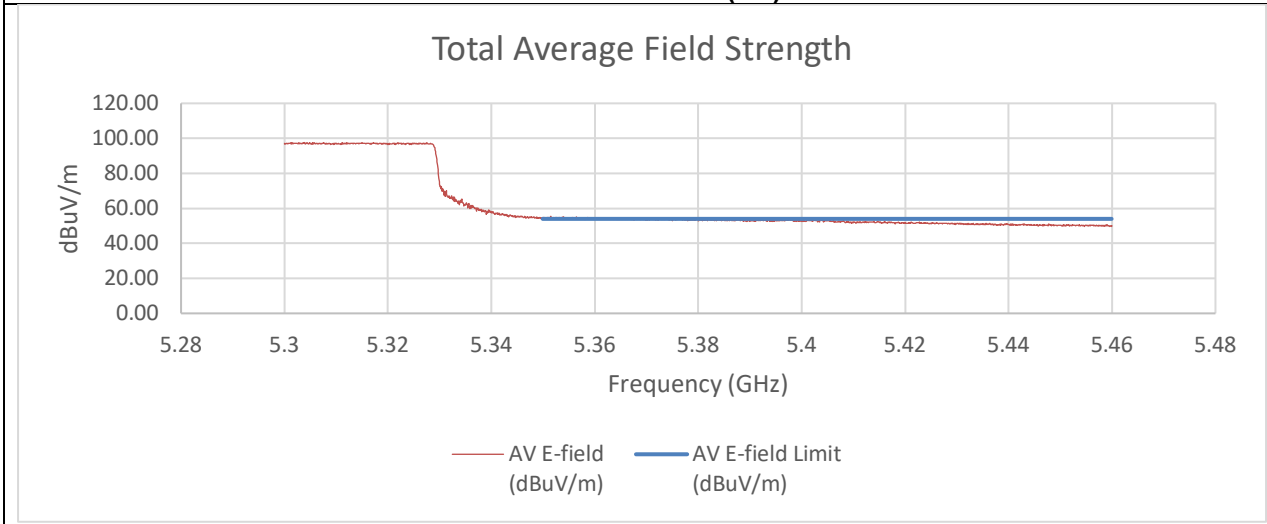

UL LLC
12 Laboratory Drive, Research Triangle Park, NC 27709; USA TEL:(919)549-1400

This report shall not be reproduced except in full, without the written approval of UL LLC

SUMMED BANDEDGE DATA (Pk) Slow Sweep

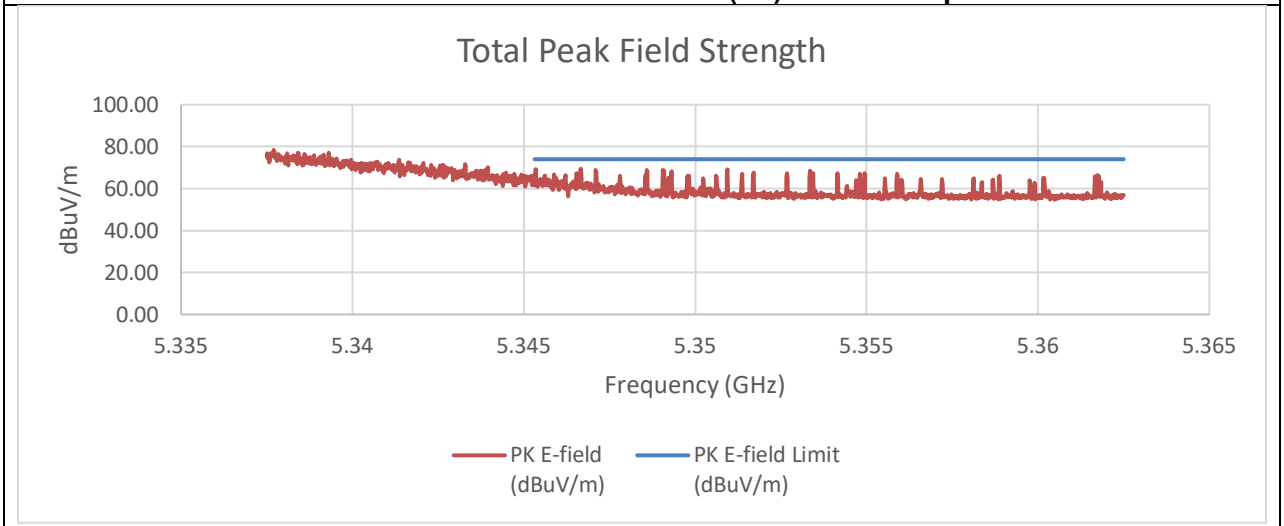

SUMMED BANDEDGE DATA (Av) Slow Sweep

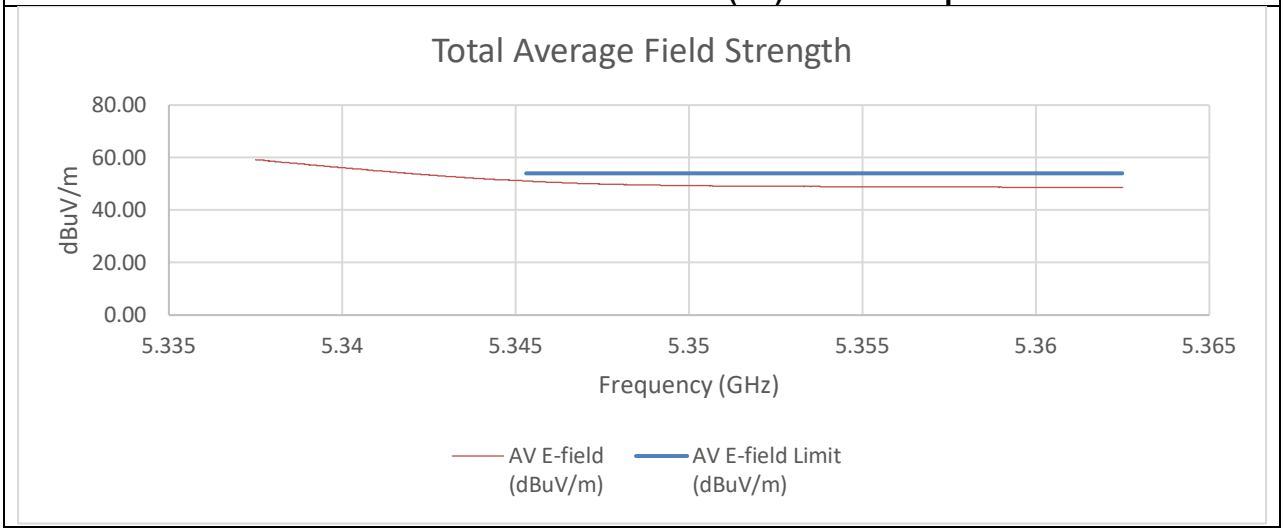

Summed Pk and Av Data at Restricted Band

Frequency (GHz)	PK Reading C1 (dBm)	PK Reading C2 (dBm)	PK EIRP (dBm)	PK E-field (dBuV/m)	PK E-field Limit (dBuV/m)	Margin (dB)
5.35	-54.20	-49.81	-36.79	58.47	74.00	-15.53
Frequency (GHz)	**AV Reading C1 (dBm)**	**AV Reading C2 (dBm)**	**AV EIRP (dBm)**	**AV E-field (dBuV/m)**	**AV E-field Limit (dBuV/m)**	**Margin (dB)**
5.35	-61.20	-60.08	-45.92	49.33	54.00	-4.67

An array gain of 11.67 dBi was used in the calculation of the summed data. Fast sweep was performed just to show that no other emissions existed outside of the frequencies observed by the slow sweep measurement.

UL LLC
12 Laboratory Drive, Research Triangle Park, NC 27709; USA TEL:(919)549-1400
This report shall not be reproduced except in full, without the written approval of UL LLC

TX ABOVE 1 GHz 802.11be EHT160 242T+484T+996T (N) PUNCTURE 0x02 MODE IN THE 5.2/5.3 GHz BAND

2TX CHAIN 0 + CHAIN 1 MODE (Low Gain) Low BE 5250 MHz

SUMMED BANDEDGE DATA (Pk) Fast Method

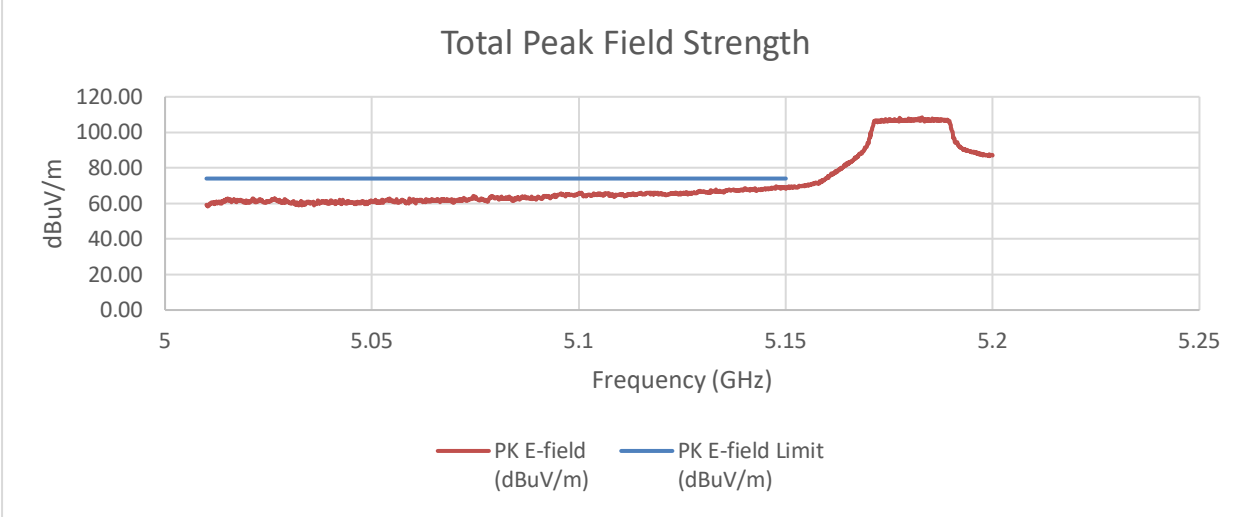

SUMMED BANDEDGE DATA (Av) Fast Method

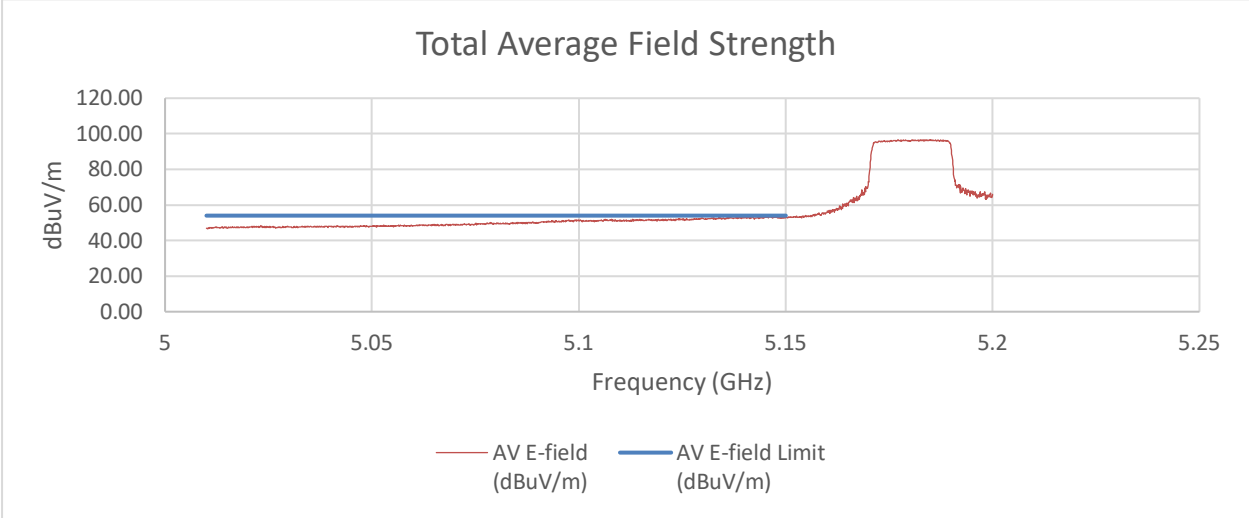

UL LLC
12 Laboratory Drive, Research Triangle Park, NC 27709; USA TEL:(919)549-1400
This report shall not be reproduced except in full, without the written approval of UL LLC

SUMMED BANDEDGE DATA (Pk) Slow Sweep

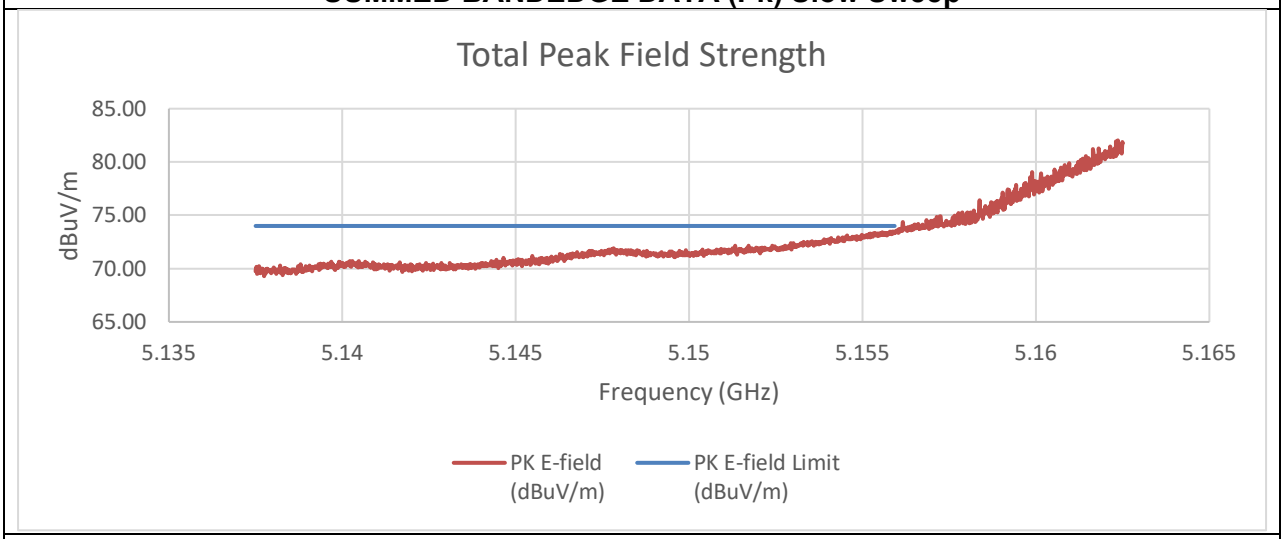

SUMMED BANDEDGE DATA (Av) Slow Sweep

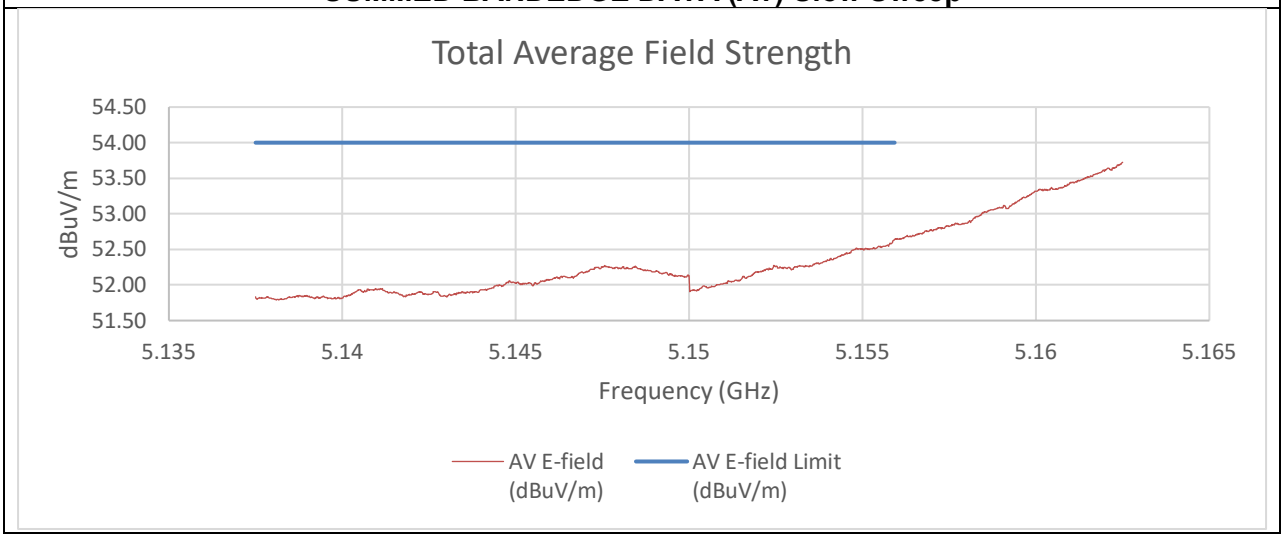

Summed Pk and Av Data at Restricted Band

Frequency (GHz)	PK Reading C1 (dBm)	PK Reading C2 (dBm)	PK EIRP (dBm)	PK E-field (dBuV/m)	PK E-field Limit (dBuV/m)	Margin (dB)
5.15	-33.66	-37.26	-23.88	71.38	74.00	-2.62
Frequency (GHz)	**AV Reading C1 (dBm)**	**AV Reading C2 (dBm)**	**AV EIRP (dBm)**	**AV E-field (dBuV/m)**	**AV E-field Limit (dBuV/m)**	**Margin (dB)**
5.15	-55.69	-53.33	-43.13	52.13	54.00	-1.87

An array gain of 8.21 dBi was used in the calculation of the summed data. Fast sweep was performed just to show that no other emissions existed outside of the frequencies observed by the slow sweep measurement.

UL LLC
12 Laboratory Drive, Research Triangle Park, NC 27709; USA TEL:(919)549-1400
This report shall not be reproduced except in full, without the written approval of UL LLC

2TX CHAIN 0 + CHAIN 1 MODE (Low Gain) High BE 5250 MHz

SUMMED BANDEDGE DATA (Pk) Fast Method

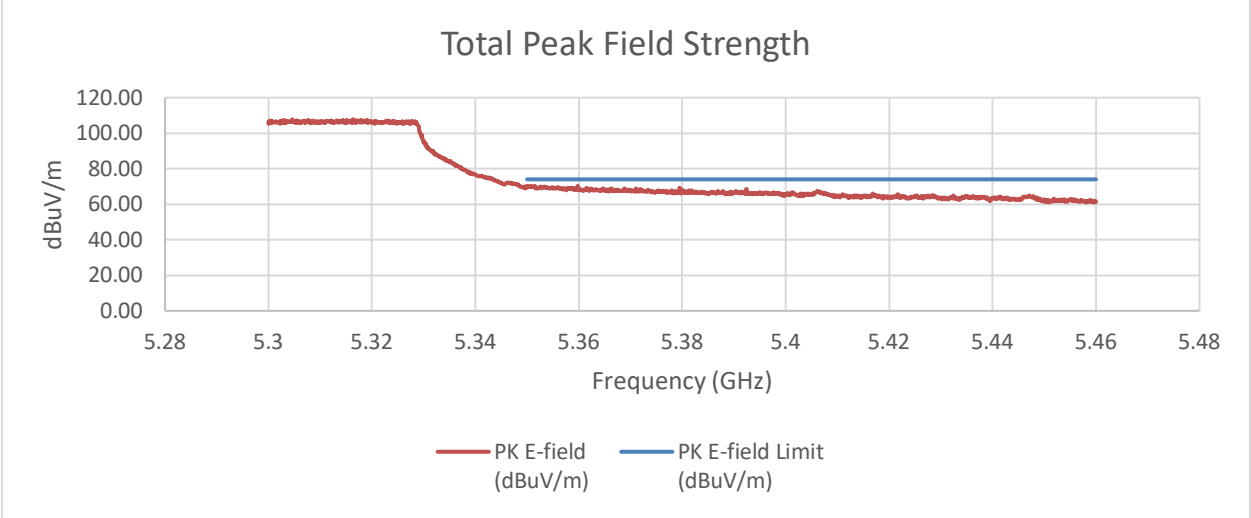

SUMMED BANDEDGE DATA (Av) Fast Method

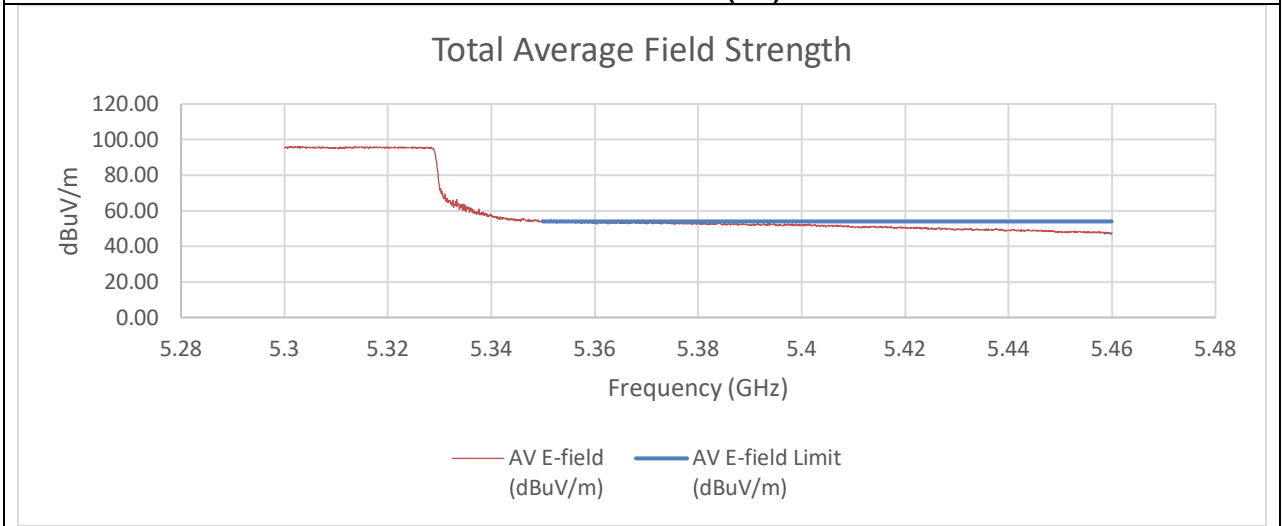

UL LLC
12 Laboratory Drive, Research Triangle Park, NC 27709; USA TEL:(919)549-1400
This report shall not be reproduced except in full, without the written approval of UL LLC

SUMMED BANDEDGE DATA (Pk) Slow Sweep

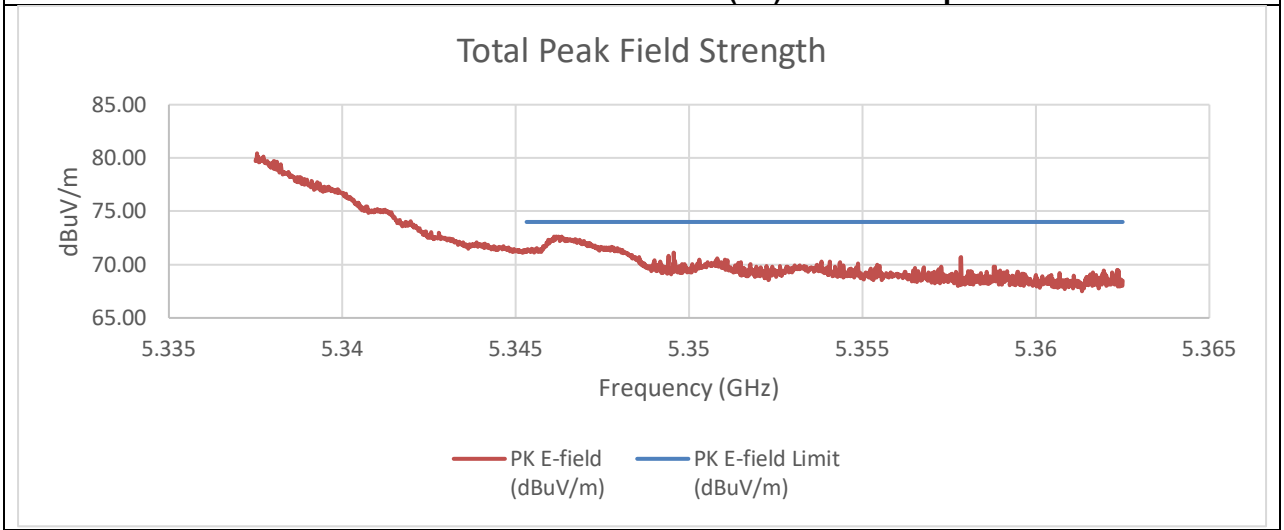

SUMMED BANDEDGE DATA (Av) Slow Sweep

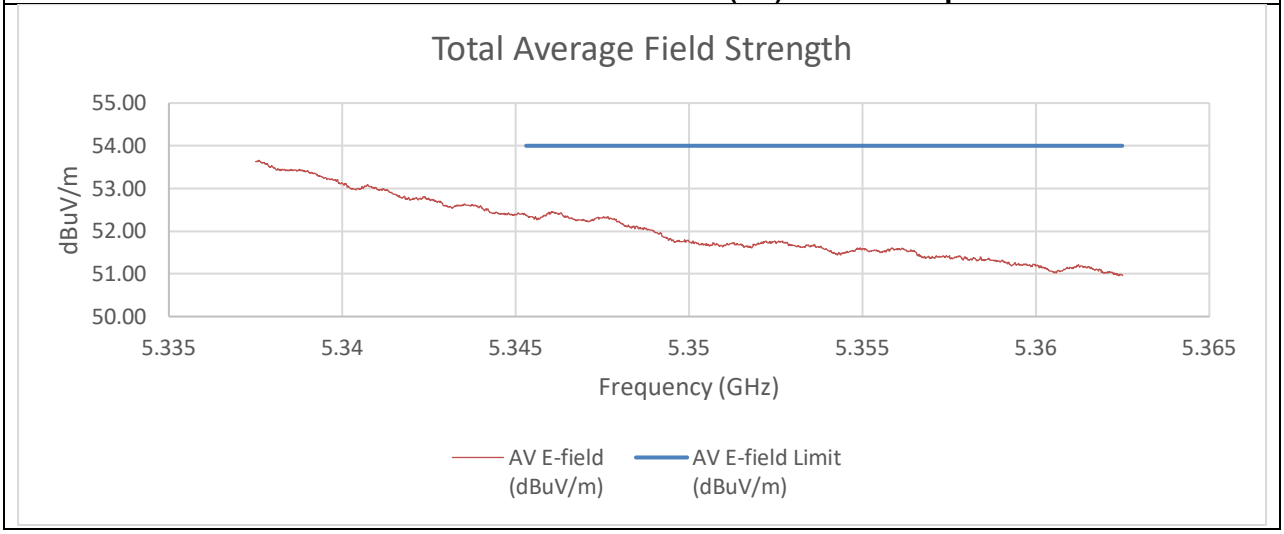

Summed Pk and Av Data at Restricted Band

Frequency (GHz)	PK Reading C1 (dBm)	PK Reading C2 (dBm)	PK EIRP (dBm)	PK E-field (dBuV/m)	PK E-field Limit (dBuV/m)	Margin (dB)
5.35	-36.47	-38.02	-25.96	69.30	74.00	-4.70
Frequency (GHz)	**AV Reading C1 (dBm)**	**AV Reading C2 (dBm)**	**AV EIRP (dBm)**	**AV E-field (dBuV/m)**	**AV E-field Limit (dBuV/m)**	**Margin (dB)**
5.35	-60.52	-52.33	-43.51	51.75	54.00	-2.25

An array gain of 8.21 dBi was used in the calculation of the summed data. Fast sweep was performed just to show that no other emissions existed outside of the frequencies observed by the slow sweep measurement.

UL LLC
12 Laboratory Drive, Research Triangle Park, NC 27709; USA TEL:(919)549-1400
This report shall not be reproduced except in full, without the written approval of UL LLC

2TX CHAIN 0 + CHAIN 1 MODE (Mid Gain) Low BE 5250 MHz

SUMMED BANDEDGE DATA (Pk) Fast Method

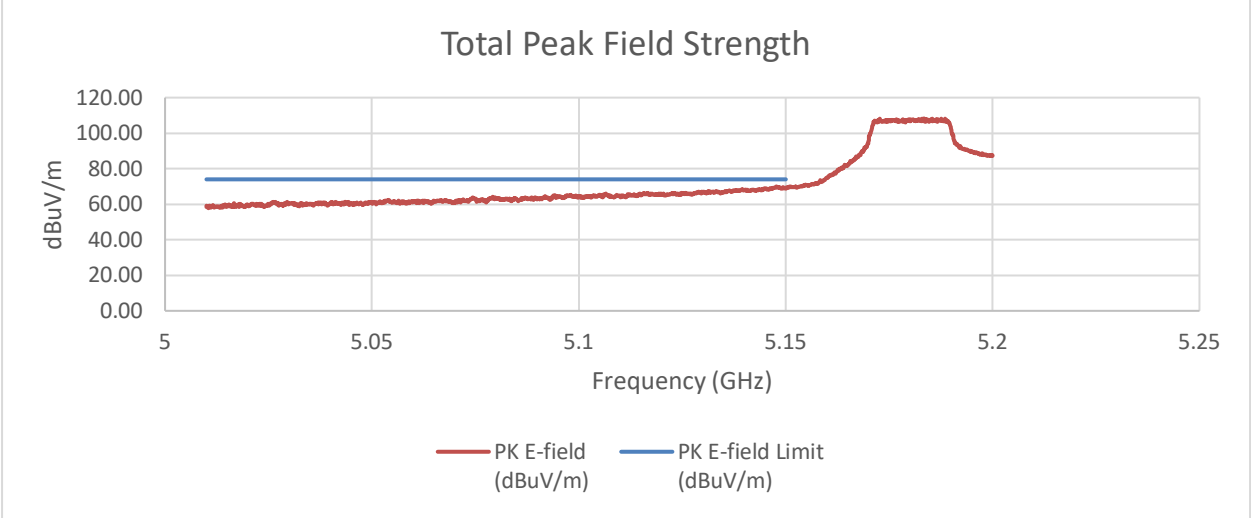

SUMMED BANDEDGE DATA (Av) Fast Method

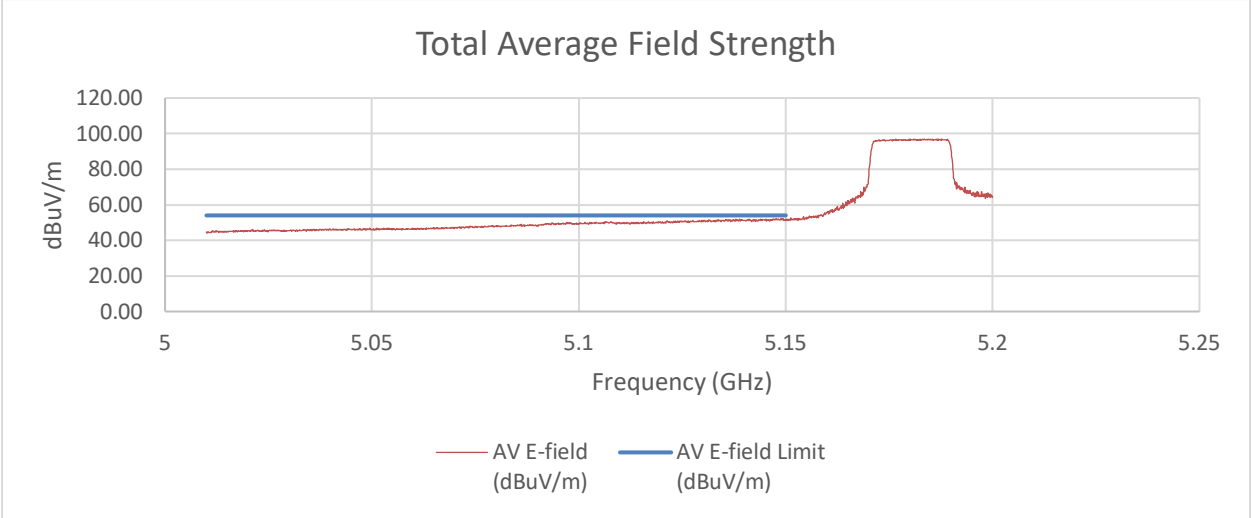

UL LLC
12 Laboratory Drive, Research Triangle Park, NC 27709; USA TEL:(919)549-1400
This report shall not be reproduced except in full, without the written approval of UL LLC

SUMMED BANDEDGE DATA (Pk) Slow Sweep

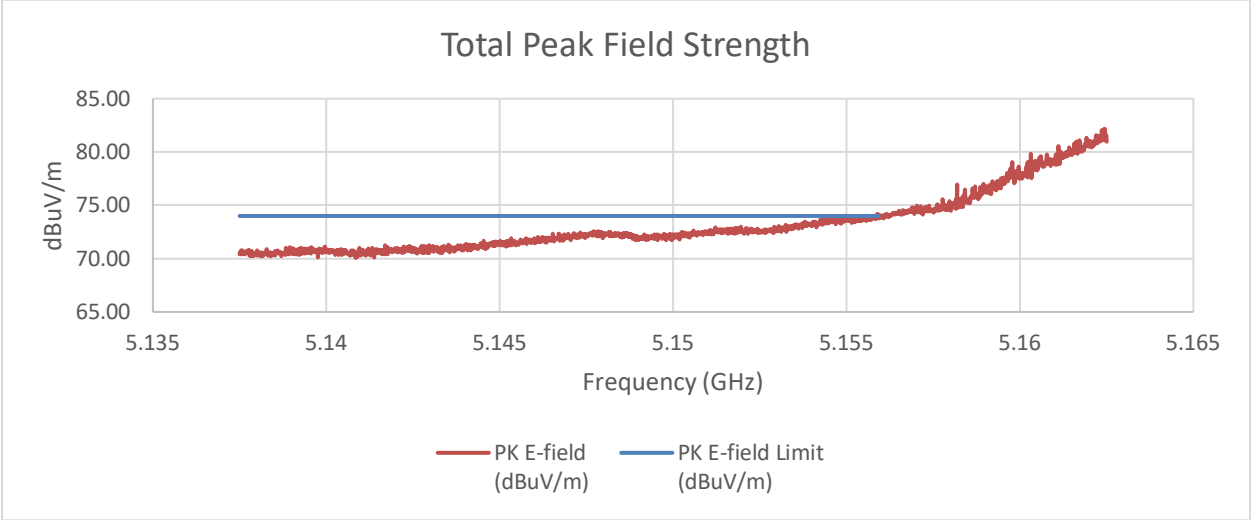

SUMMED BANDEDGE DATA (Av) Slow Sweep

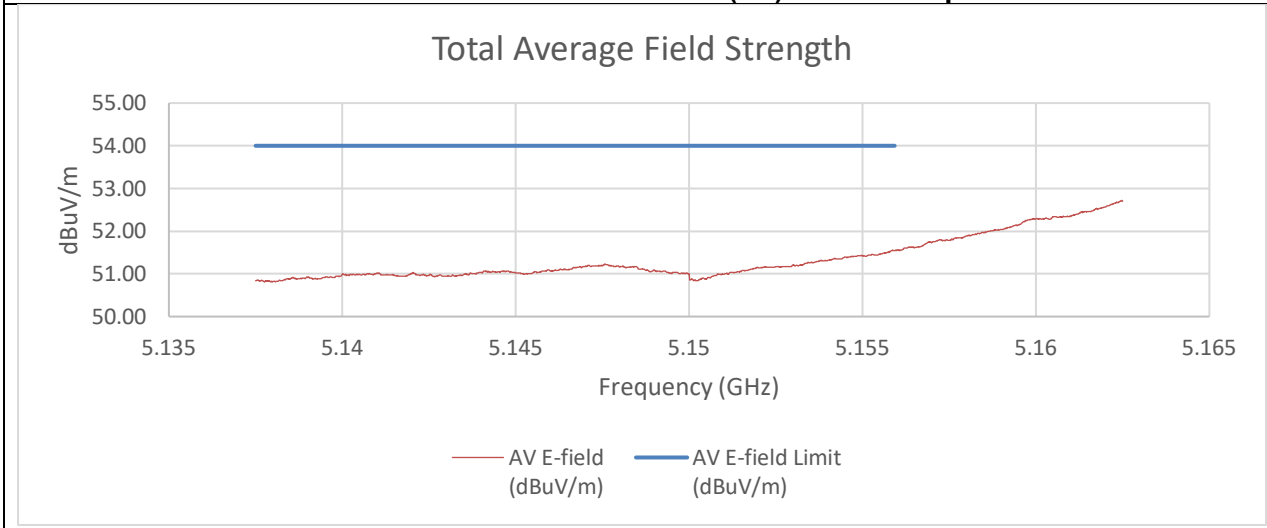

Summed Pk and Av Data at Restricted Band

Frequency (GHz)	PK Reading C1 (dBm)	PK Reading C2 (dBm)	PK EIRP (dBm)	PK E-field (dBuV/m)	PK E-field Limit (dBuV/m)	Margin (dB)
5.15	-33.66	-37.26	-23.88	71.38	74.00	-2.62
Frequency (GHz)	**AV Reading C1 (dBm)**	**AV Reading C2 (dBm)**	**AV EIRP (dBm)**	**AV E-field (dBuV/m)**	**AV E-field Limit (dBuV/m)**	**Margin (dB)**
5.15	-60.45	-55.86	-44.25	51.00	54.00	-3.00

An array gain of 10.31 dBi was used in the calculation of the summed data. Fast sweep was performed just to show that no other emissions existed outside of the frequencies observed by the slow sweep measurement.

UL LLC
12 Laboratory Drive, Research Triangle Park, NC 27709; USA TEL:(919)549-1400
This report shall not be reproduced except in full, without the written approval of UL LLC

2TX CHAIN 0 + CHAIN 1 MODE (Mid Gain) High BE 5250 MHz

SUMMED BANDEDGE DATA (Pk) Fast Method

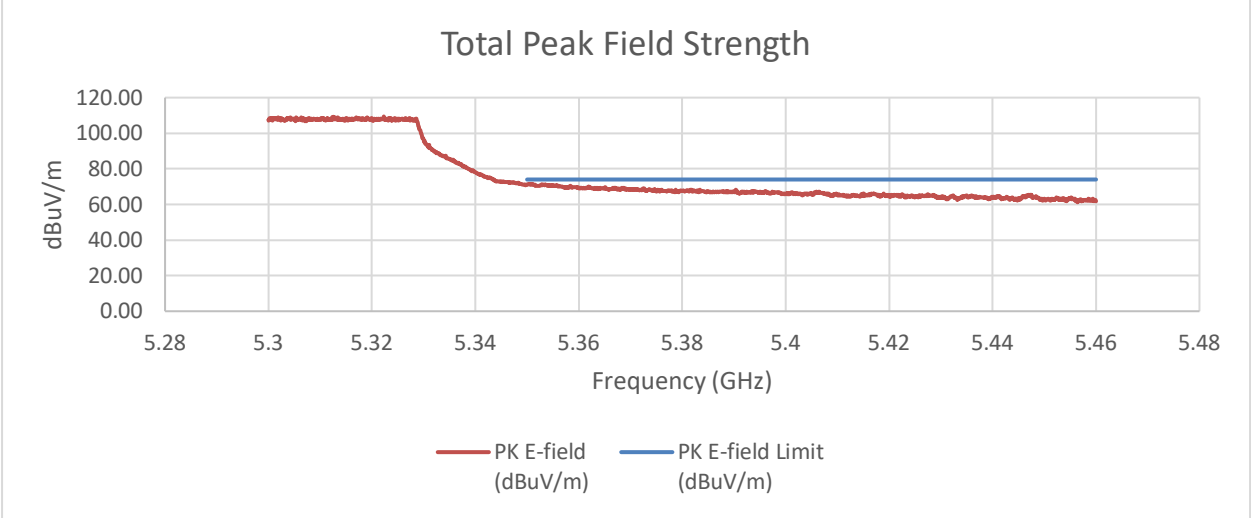

SUMMED BANDEDGE DATA (Av) Fast Method

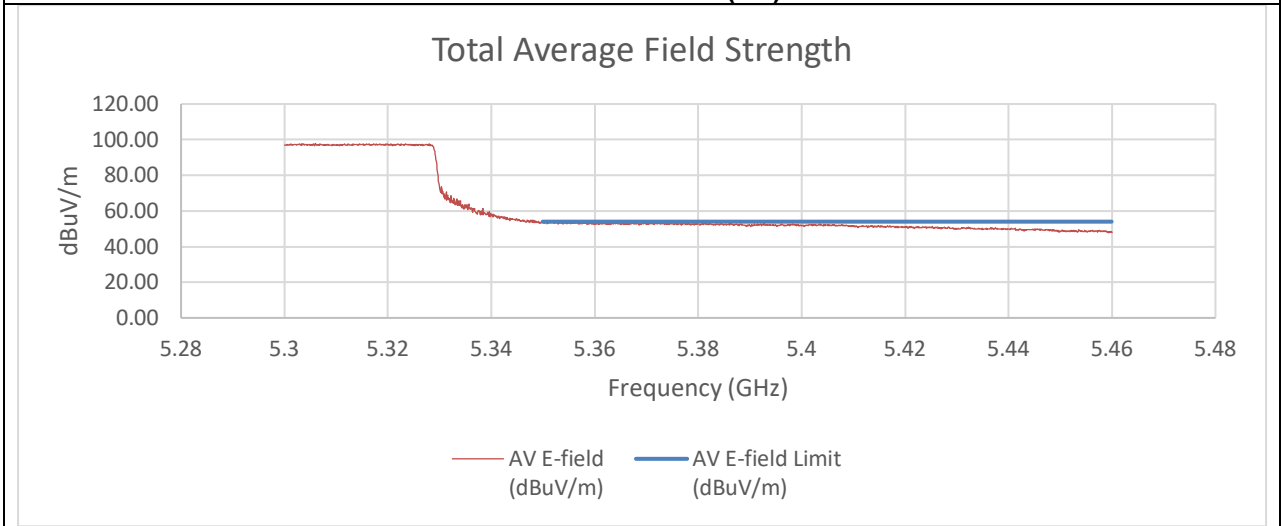

UL LLC
12 Laboratory Drive, Research Triangle Park, NC 27709; USA TEL:(919)549-1400
This report shall not be reproduced except in full, without the written approval of UL LLC

SUMMED BANDEDGE DATA (Pk) Slow Sweep

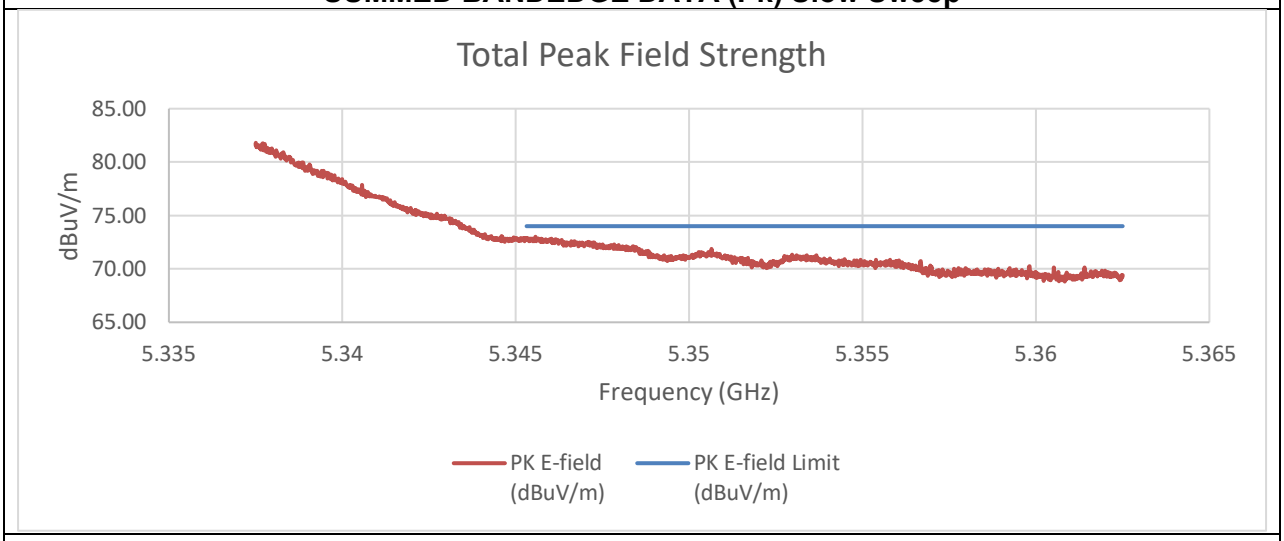

SUMMED BANDEDGE DATA (Av) Slow Sweep

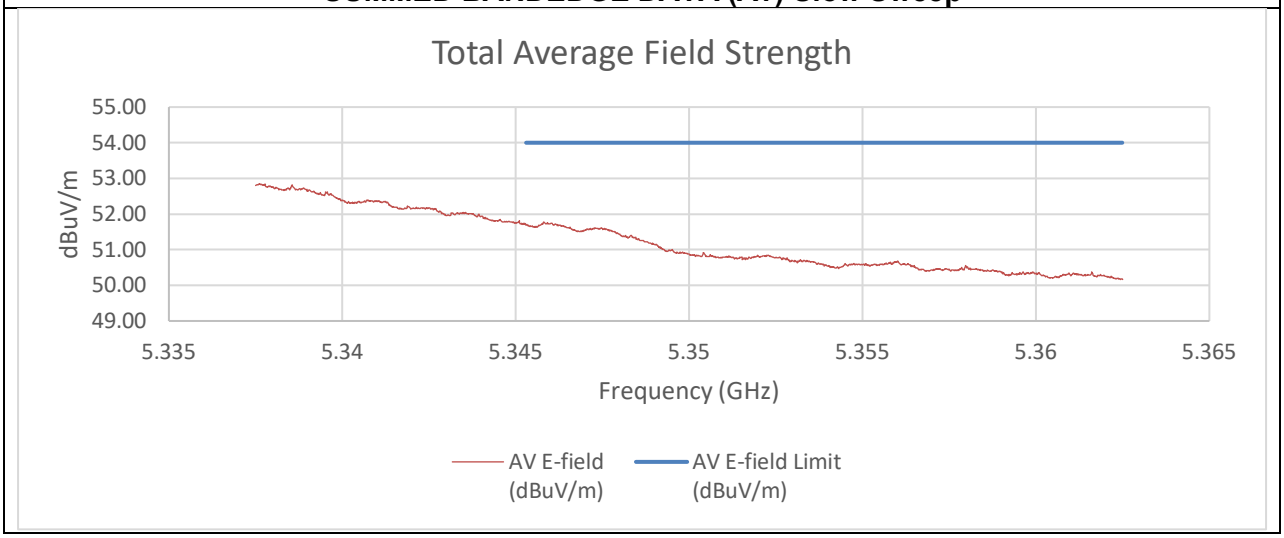

Summed Pk and Av Data at Restricted Band

Frequency (GHz)	PK Reading C1 (dBm)	PK Reading C2 (dBm)	PK EIRP (dBm)	PK E-field (dBuV/m)	PK E-field Limit (dBuV/m)	Margin (dB)
5.35	-36.39	-38.91	-24.15	71.11	74.00	-2.89
Frequency (GHz)	**AV Reading C1 (dBm)**	**AV Reading C2 (dBm)**	**AV EIRP (dBm)**	**AV E-field (dBuV/m)**	**AV E-field Limit (dBuV/m)**	**Margin (dB)**
5.35	-64.26	-55.20	-44.38	50.88	54.00	-3.12

An array gain of 10.31 dBi was used in the calculation of the summed data. Fast sweep was performed just to show that no other emissions existed outside of the frequencies observed by the slow sweep measurement.

UL LLC
12 Laboratory Drive, Research Triangle Park, NC 27709; USA TEL:(919)549-1400
This report shall not be reproduced except in full, without the written approval of UL LLC

2TX CHAIN 0 + CHAIN 1 MODE (High Gain) Low BE 5250 MHz

PK MEASUREMENT

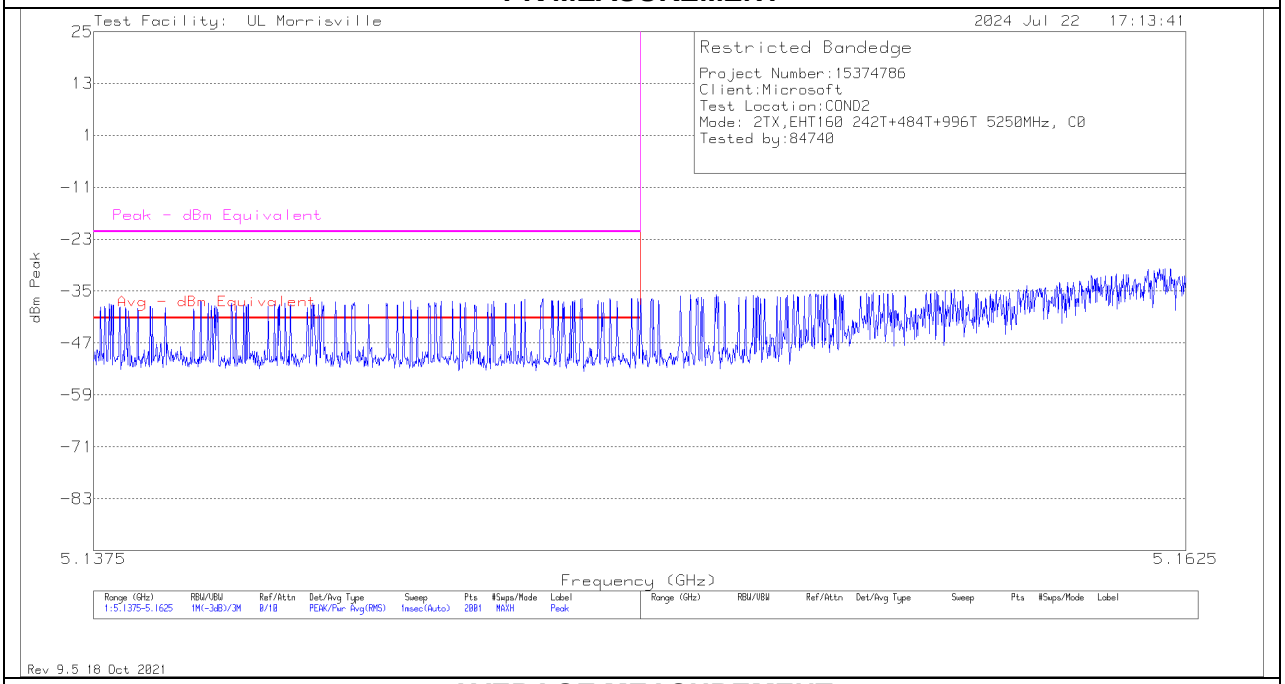

AVERAGE MEASUREMENT

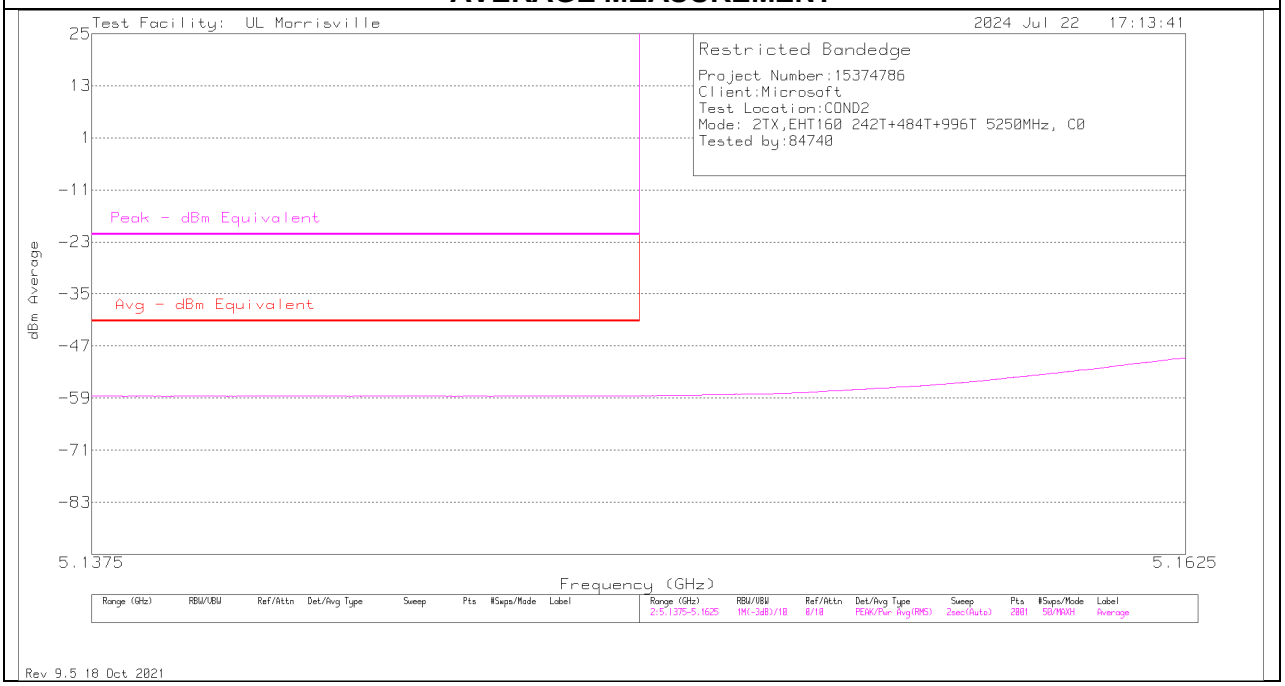

UL LLC
12 Laboratory Drive, Research Triangle Park, NC 27709; USA TEL:(919)549-1400

This report shall not be reproduced except in full, without the written approval of UL LLC

SUMMED BANDEDGE DATA (Pk) Fast Method

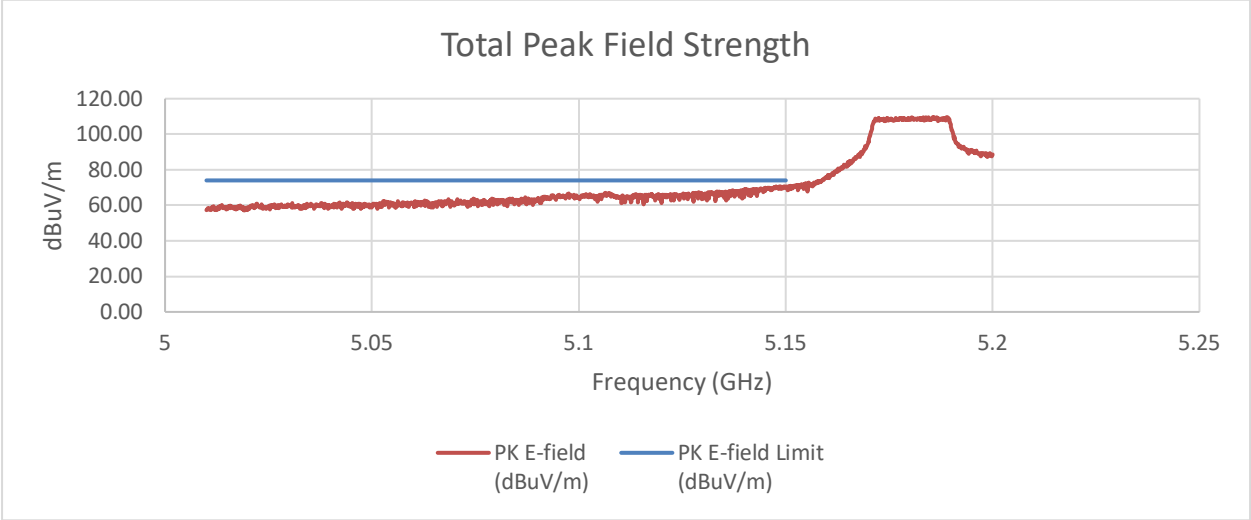

SUMMED BANDEDGE DATA (Av) Fast Method

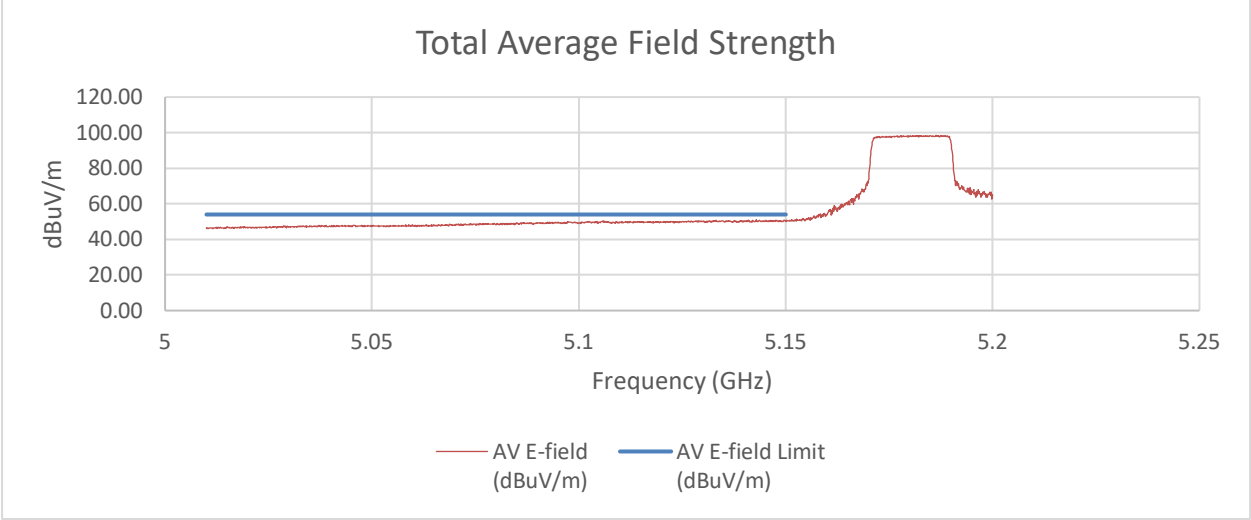

UL LLC
12 Laboratory Drive, Research Triangle Park, NC 27709; USA TEL:(919)549-1400

This report shall not be reproduced except in full, without the written approval of UL LLC

SUMMED BANDEDGE DATA (Pk) Slow Sweep

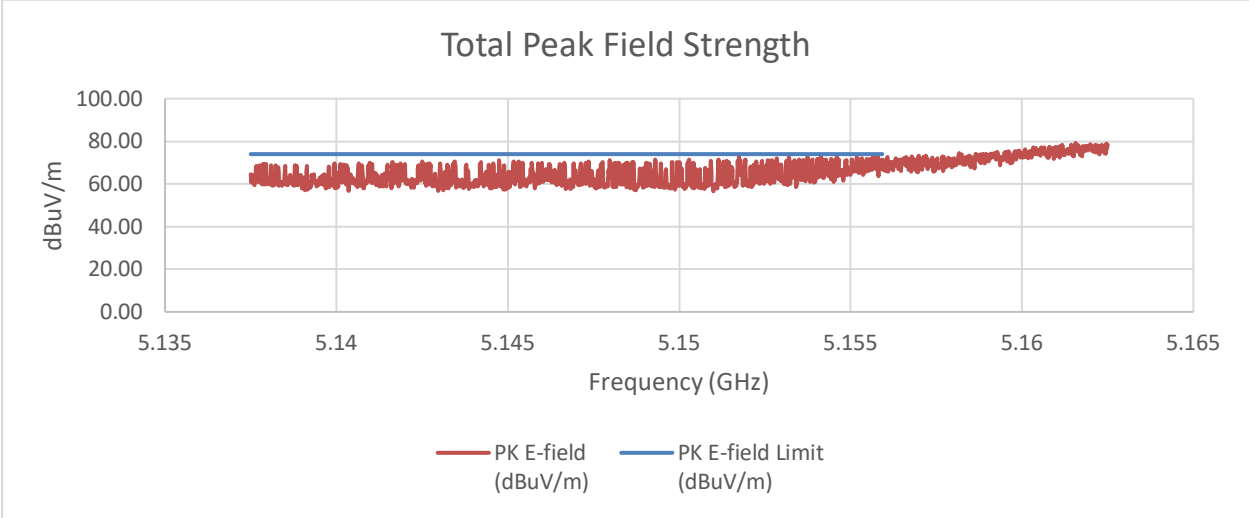

SUMMED BANDEDGE DATA (Av) Slow Sweep

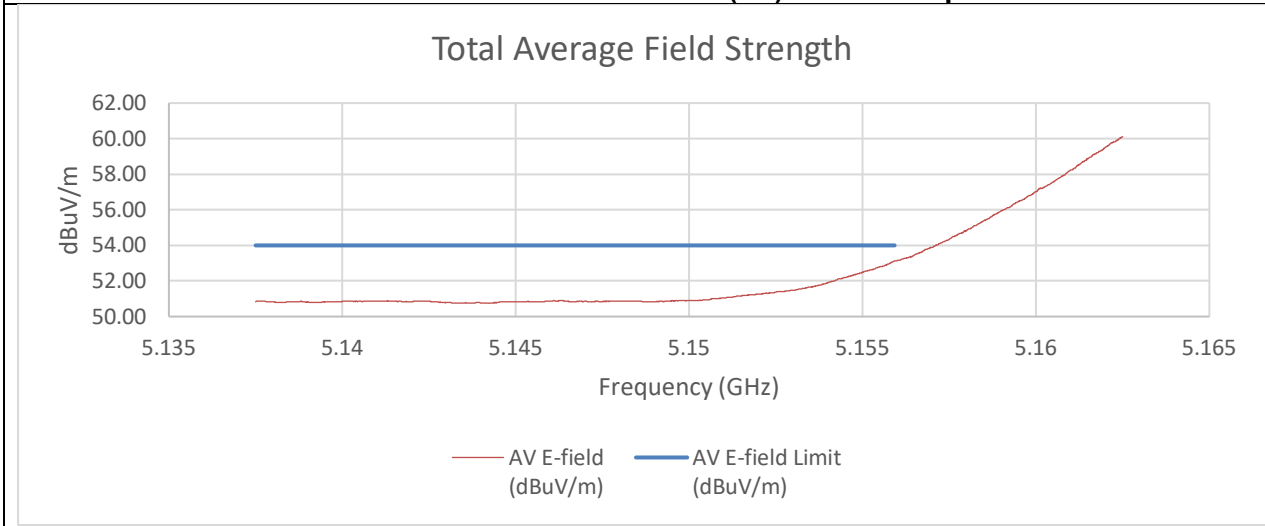

Summed Pk and Av Data at Restricted Band

Frequency (GHz)	PK Reading C1 (dBm)	PK Reading C2 (dBm)	PK EIRP (dBm)	PK E-field (dBuV/m)	PK E-field Limit (dBuV/m)	Margin (dB)
5.15	-39.66	-49.07	-27.52	67.74	74.00	-6.26
Frequency (GHz)	**AV Reading C1 (dBm)**	**AV Reading C2 (dBm)**	**AV EIRP (dBm)**	**AV E-field (dBuV/m)**	**AV E-field Limit (dBuV/m)**	**Margin (dB)**
5.15	-58.45	-59.76	-44.38	50.88	54.00	-3.12

An array gain of 11.67 dBi was used in the calculation of the summed data. Fast sweep was performed just to show that no other emissions existed outside of the frequencies observed by the slow sweep measurement.

UL LLC
12 Laboratory Drive, Research Triangle Park, NC 27709; USA TEL:(919)549-1400
This report shall not be reproduced except in full, without the written approval of UL LLC

2TX CHAIN 0 + CHAIN 1 MODE (High Gain) High BE 5250 MHz

PK MEASUREMENT

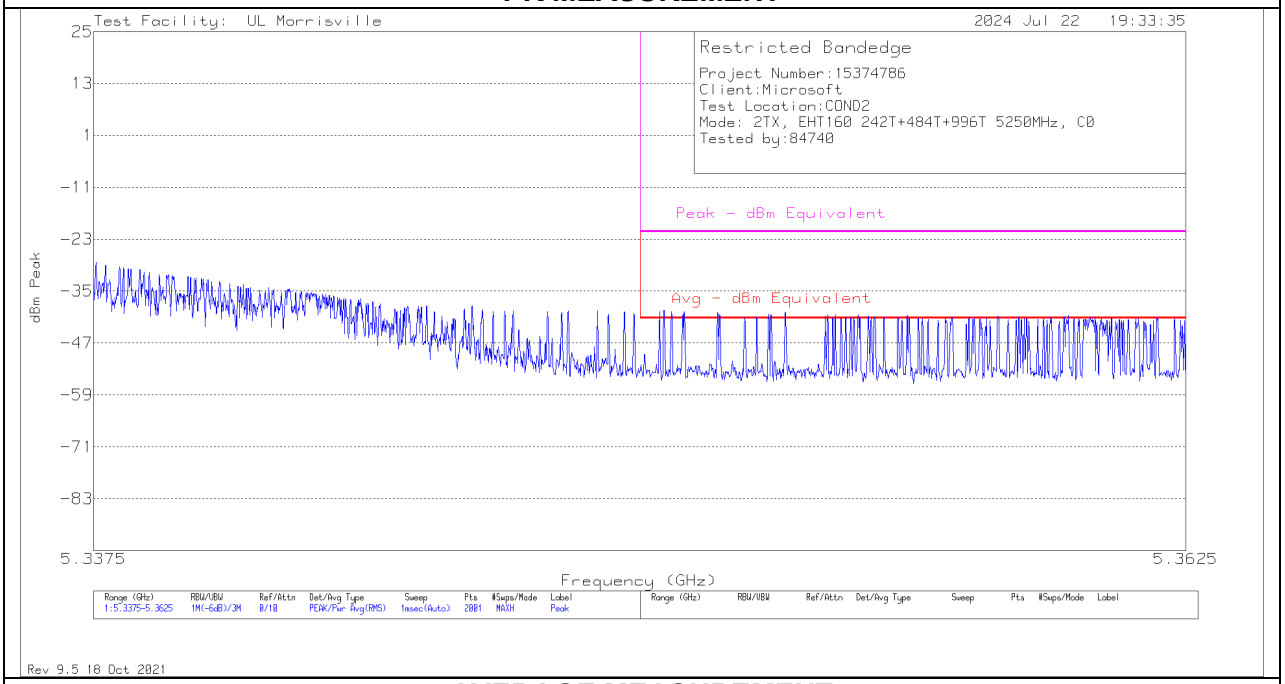

AVERAGE MEASUREMENT

UL LLC
12 Laboratory Drive, Research Triangle Park, NC 27709; USA TEL:(919)549-1400

This report shall not be reproduced except in full, without the written approval of UL LLC

SUMMED BANDEDGE DATA (Pk) Fast Method

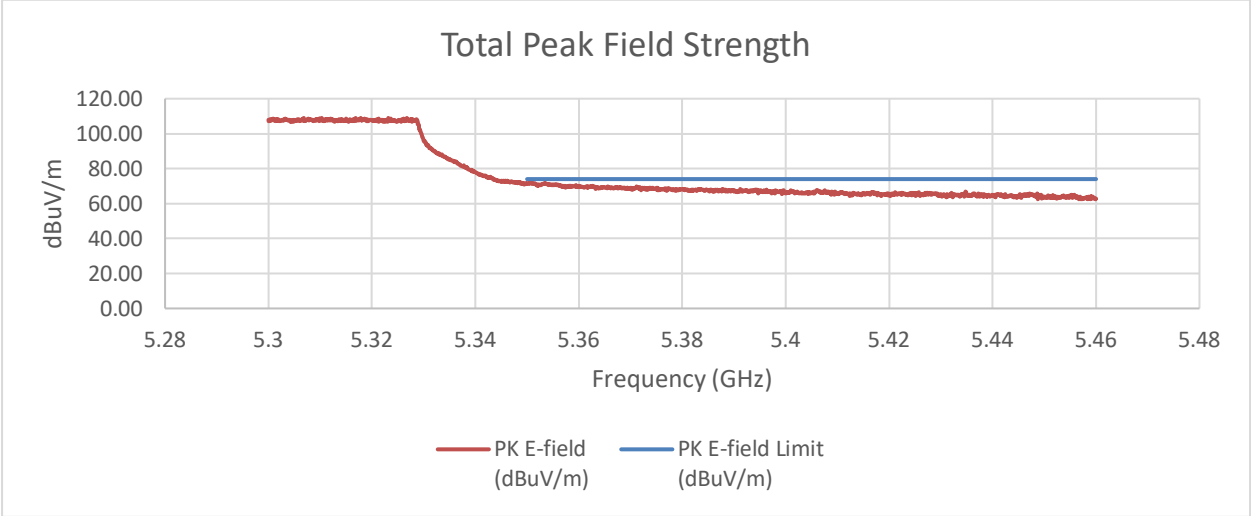

SUMMED BANDEDGE DATA (Av) Fast Method

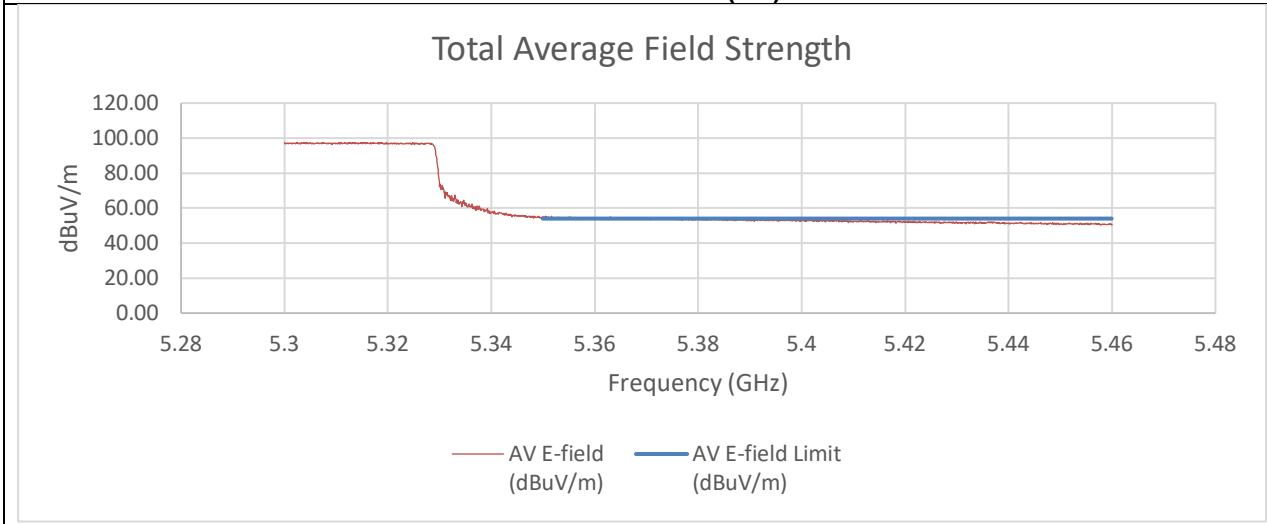

UL LLC
12 Laboratory Drive, Research Triangle Park, NC 27709; USA TEL:(919)549-1400

This report shall not be reproduced except in full, without the written approval of UL LLC

SUMMED BANDEDGE DATA (Pk) Slow Sweep

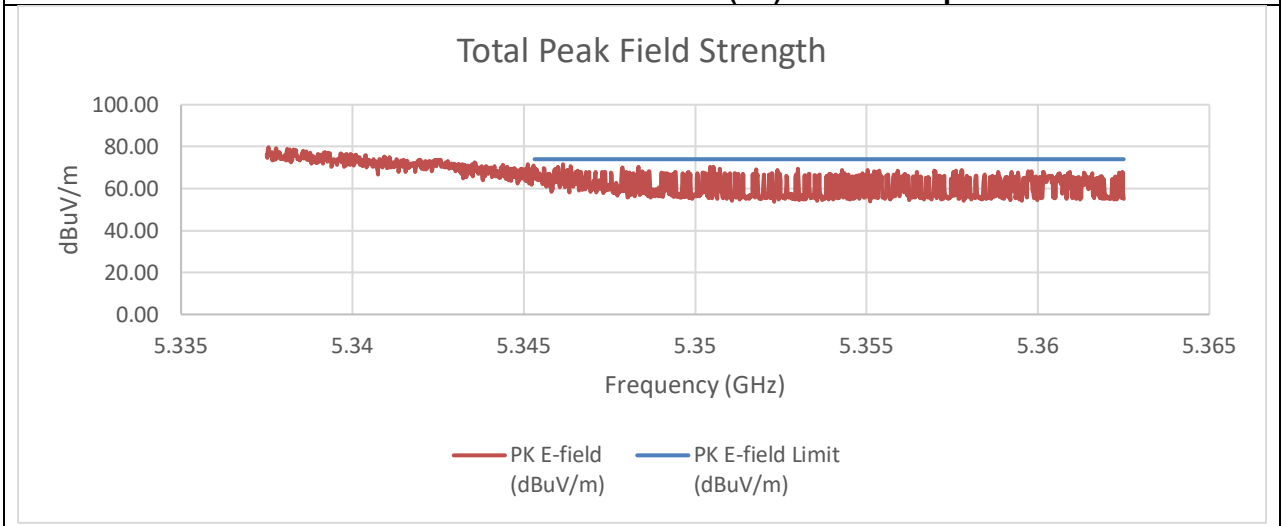

SUMMED BANDEDGE DATA (Av) Slow Sweep

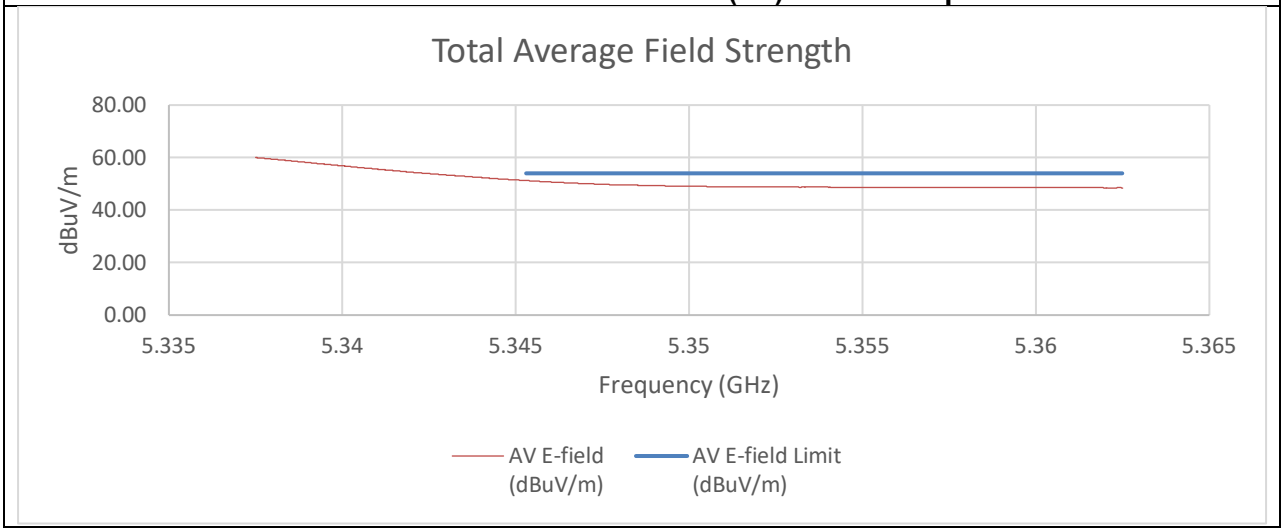

Summed Pk and Av Data at Restricted Band

Frequency (GHz)	PK Reading C1 (dBm)	PK Reading C2 (dBm)	PK EIRP (dBm)	PK E-field (dBuV/m)	PK E-field Limit (dBuV/m)	Margin (dB)
5.35	-53.20	-53.76	-38.79	56.47	74.00	-17.53
Frequency (GHz)	**AV Reading C1 (dBm)**	**AV Reading C2 (dBm)**	**AV EIRP (dBm)**	**AV E-field (dBuV/m)**	**AV E-field Limit (dBuV/m)**	**Margin (dB)**
5.35	-60.52	-61.16	-46.15	49.11	54.00	-4.89

An array gain of 11.67 dBi was used in the calculation of the summed data. Fast sweep was performed just to show that no other emissions existed outside of the frequencies observed by the slow sweep measurement.

UL LLC
12 Laboratory Drive, Research Triangle Park, NC 27709; USA TEL:(919)549-1400
This report shall not be reproduced except in full, without the written approval of UL LLC

TX ABOVE 1 GHz 802.11be EHT160 484T+242T+996T (N) PUNCTURE 0x04 MODE IN THE 5.2/5.3 GHz BAND

2TX CHAIN 0 + CHAIN 1 MODE (Low Gain) Low BE 5250 MHz

SUMMED BANDEDGE DATA (Pk) Fast Method

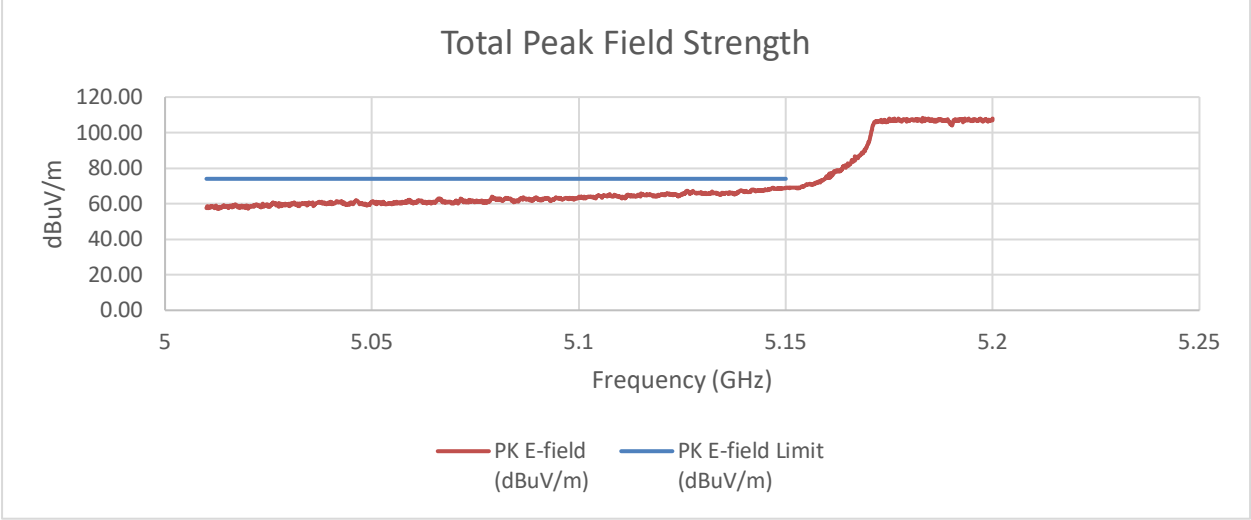

SUMMED BANDEDGE DATA (Av) Fast Method

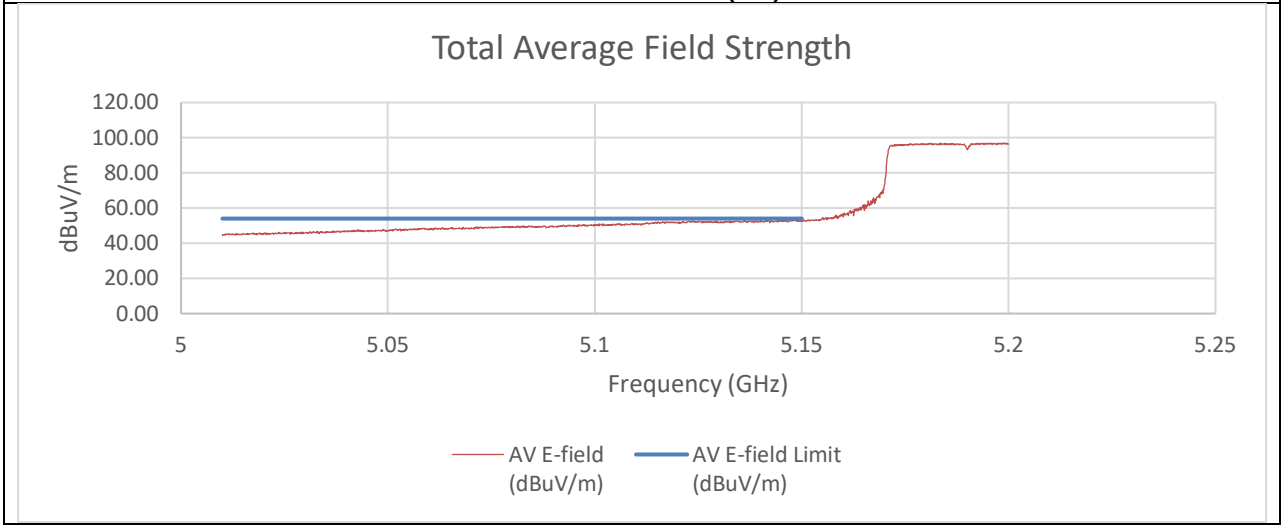

UL LLC
12 Laboratory Drive, Research Triangle Park, NC 27709; USA TEL:(919)549-1400

This report shall not be reproduced except in full, without the written approval of UL LLC

SUMMED BANDEDGE DATA (Pk) Slow Sweep

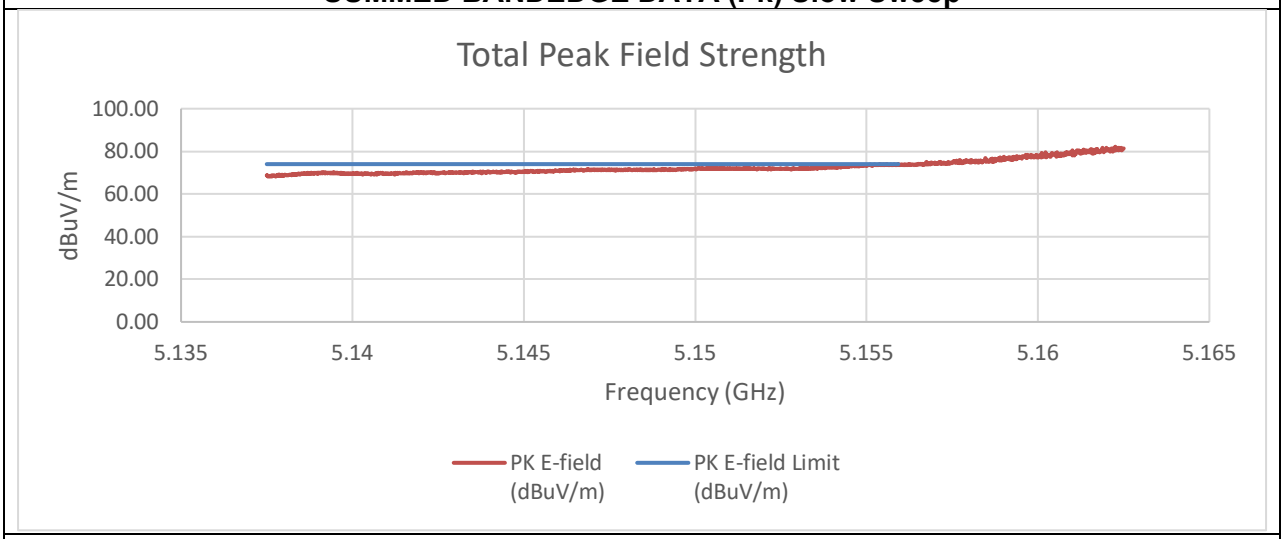

SUMMED BANDEDGE DATA (Av) Slow Sweep

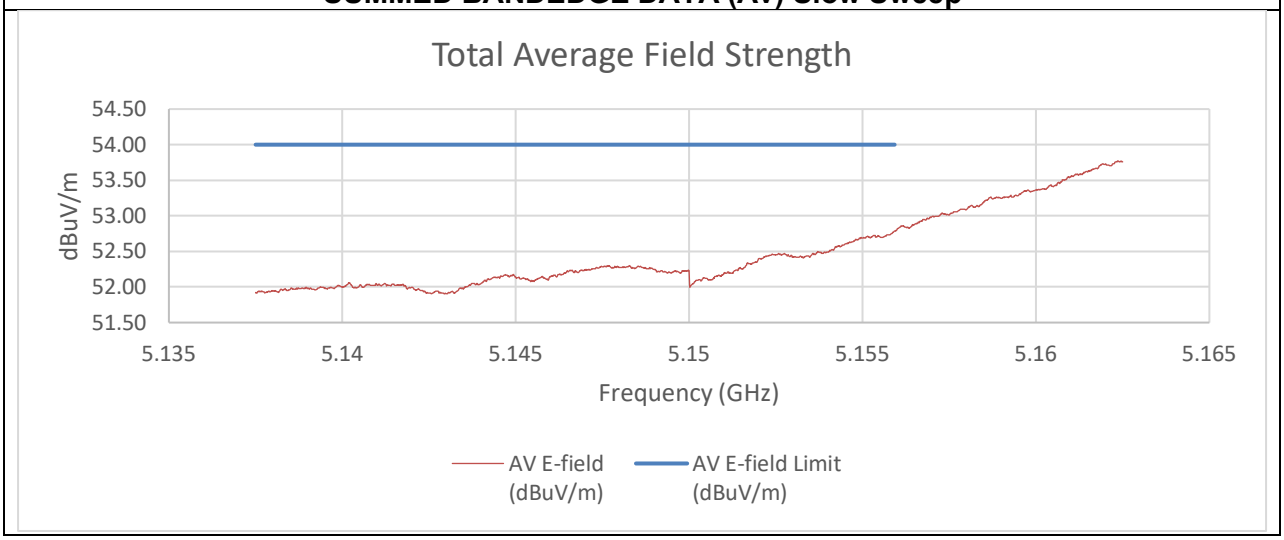

Summed Pk and Av Data at Restricted Band

Frequency (GHz)	PK Reading C1 (dBm)	PK Reading C2 (dBm)	PK EIRP (dBm)	PK E-field (dBuV/m)	PK E-field Limit (dBuV/m)	Margin (dB)
5.15	-34.69	-34.28	-23.26	72.00	74.00	-2.00
Frequency (GHz)	**AV Reading C1 (dBm)**	**AV Reading C2 (dBm)**	**AV EIRP (dBm)**	**AV E-field (dBuV/m)**	**AV E-field Limit (dBuV/m)**	**Margin (dB)**
5.15	-55.90	-53.05	-43.02	52.23	54.00	-1.77

An array gain of 8.21 dBi was used in the calculation of the summed data. Fast sweep was performed just to show that no other emissions existed outside of the frequencies observed by the slow sweep measurement.

UL LLC
12 Laboratory Drive, Research Triangle Park, NC 27709; USA TEL:(919)549-1400
This report shall not be reproduced except in full, without the written approval of UL LLC

2TX CHAIN 0 + CHAIN 1 MODE (Low Gain) High BE 5250 MHz

SUMMED BANDEDGE DATA (Pk) Fast Method

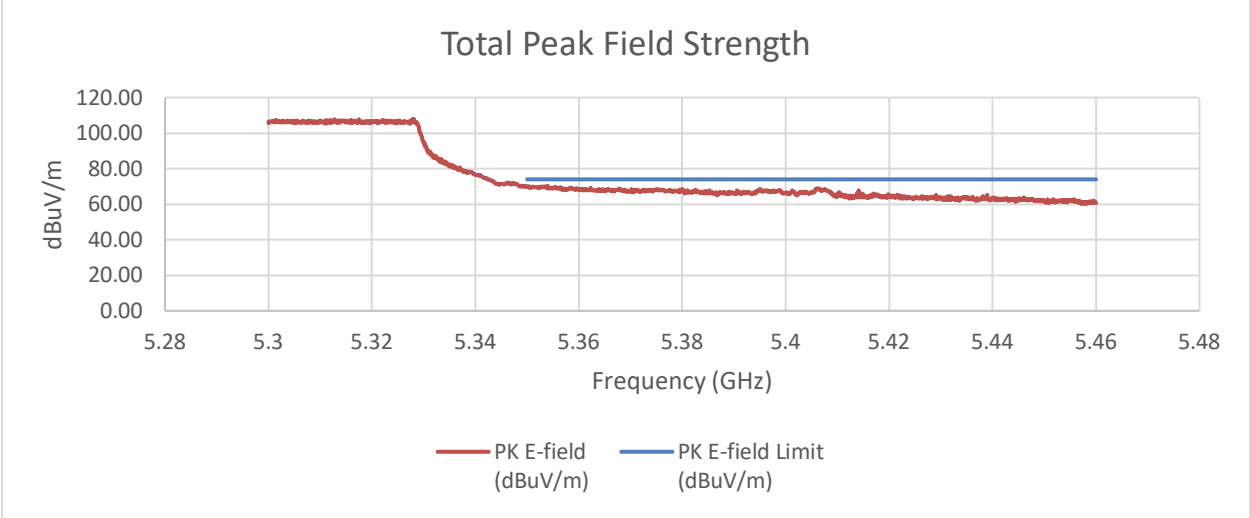

SUMMED BANDEDGE DATA (Av) Fast Method

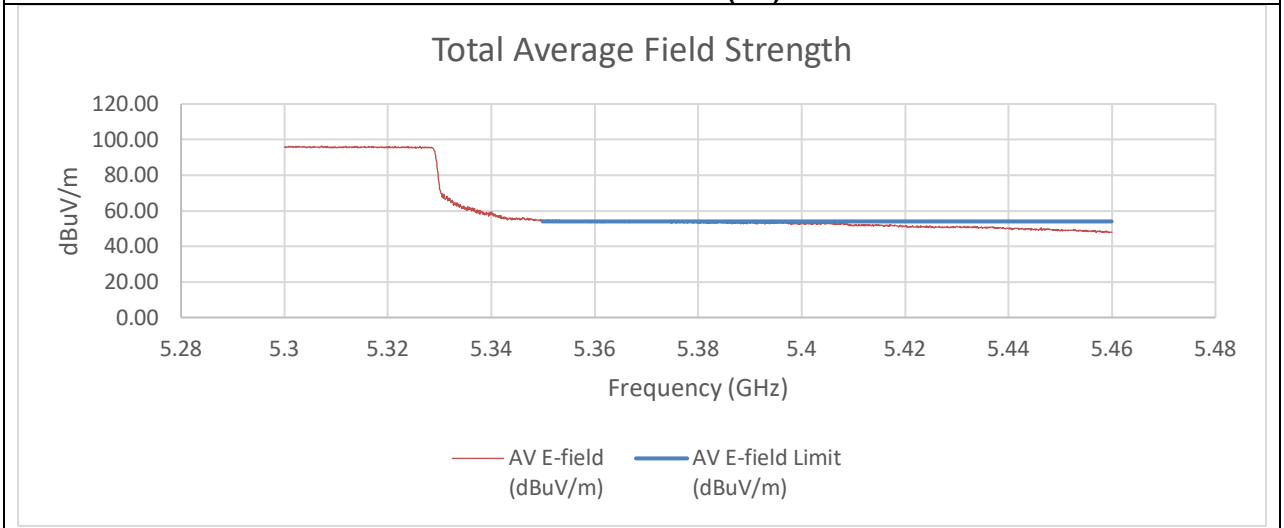

UL LLC
12 Laboratory Drive, Research Triangle Park, NC 27709; USA TEL:(919)549-1400
This report shall not be reproduced except in full, without the written approval of UL LLC

SUMMED BANDEDGE DATA (Pk) Slow Sweep

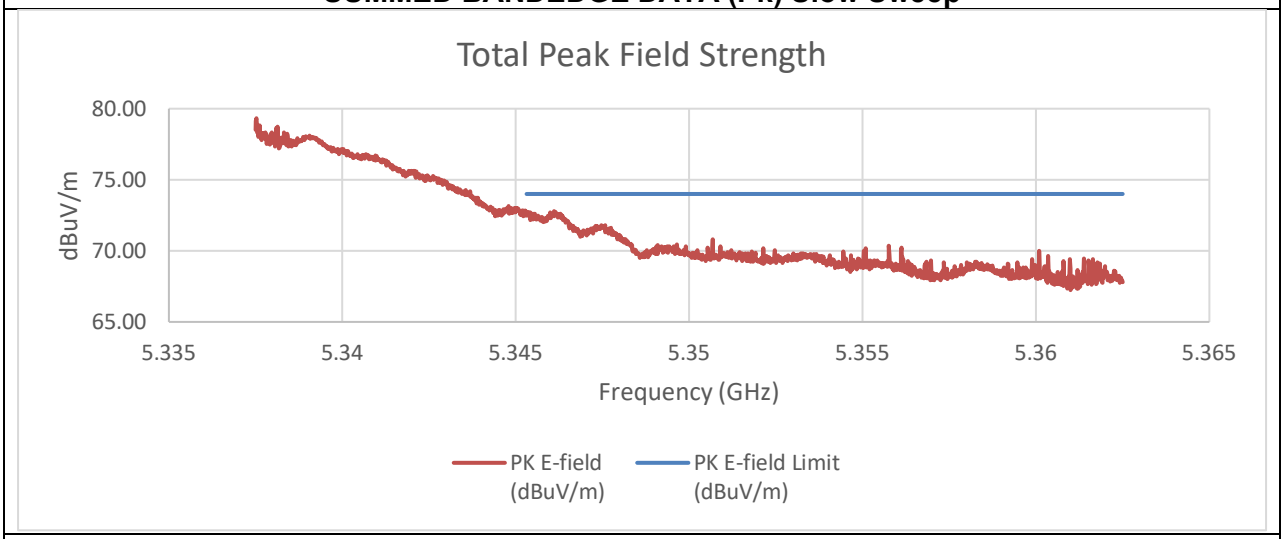

SUMMED BANDEDGE DATA (Av) Slow Sweep

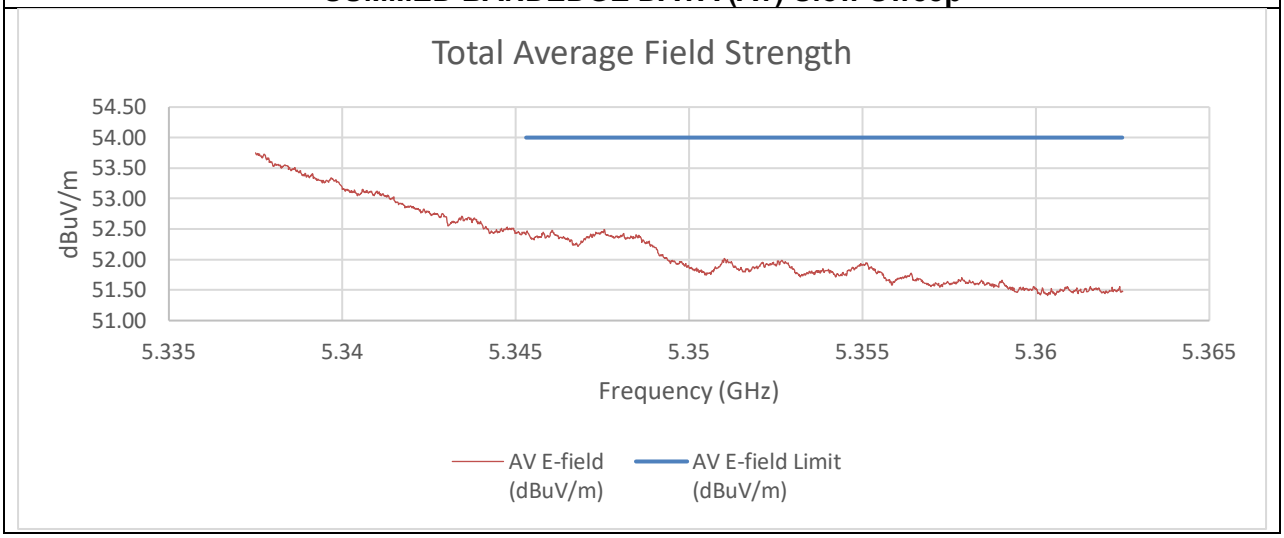

Summed Pk and Av Data at Restricted Band

Frequency (GHz)	PK Reading C1 (dBm)	PK Reading C2 (dBm)	PK EIRP (dBm)	PK E-field (dBuV/m)	PK E-field Limit (dBuV/m)	Margin (dB)
5.35	-36.94	-36.50	-25.49	69.76	74.00	-4.24
Frequency (GHz)	**AV Reading C1 (dBm)**	**AV Reading C2 (dBm)**	**AV EIRP (dBm)**	**AV E-field (dBuV/m)**	**AV E-field Limit (dBuV/m)**	**Margin (dB)**
5.35	-60.41	-52.21	-43.39	51.87	54.00	-2.13

An array gain of 8.21 dBi was used in the calculation of the summed data. Fast sweep was performed just to show that no other emissions existed outside of the frequencies observed by the slow sweep measurement.

UL LLC
12 Laboratory Drive, Research Triangle Park, NC 27709; USA TEL:(919)549-1400
This report shall not be reproduced except in full, without the written approval of UL LLC

2TX CHAIN 0 + CHAIN 1 MODE (Mid Gain) Low BE 5250 MHz

SUMMED BANDEDGE DATA (Pk) Fast Method

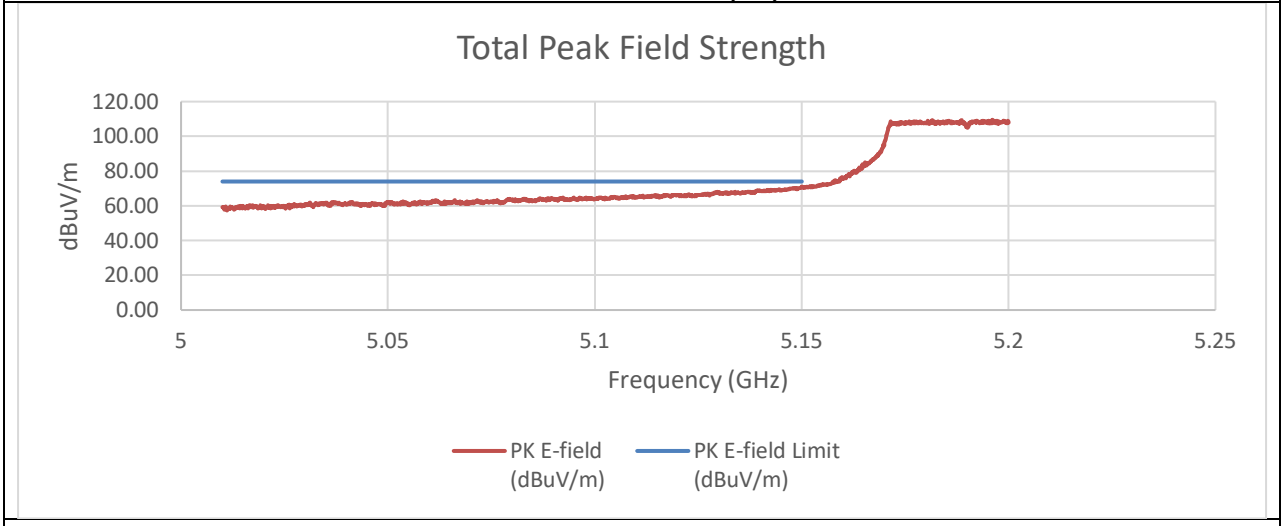

SUMMED BANDEDGE DATA (Av) Fast Method

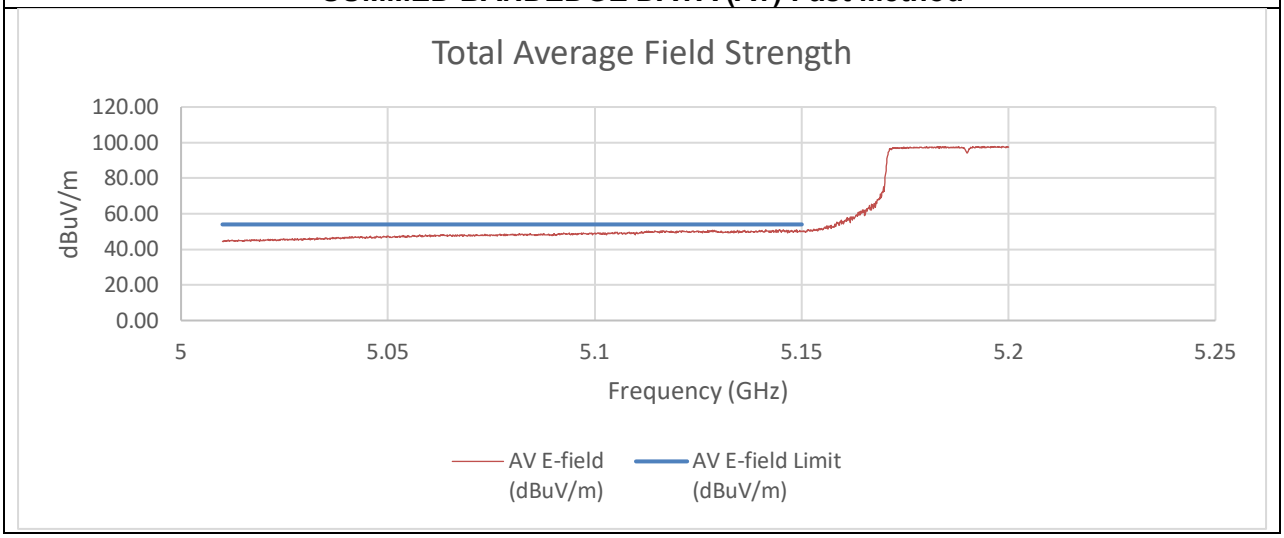

UL LLC
12 Laboratory Drive, Research Triangle Park, NC 27709; USA TEL:(919)549-1400
This report shall not be reproduced except in full, without the written approval of UL LLC

SUMMED BANDEDGE DATA (Pk) Slow Sweep

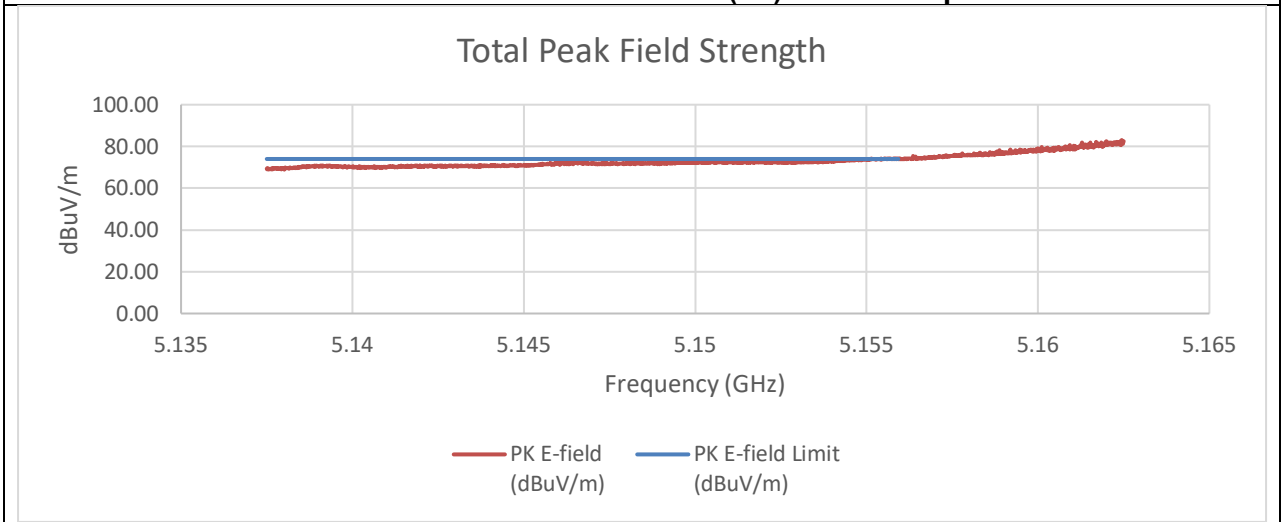

SUMMED BANDEDGE DATA (Av) Slow Sweep

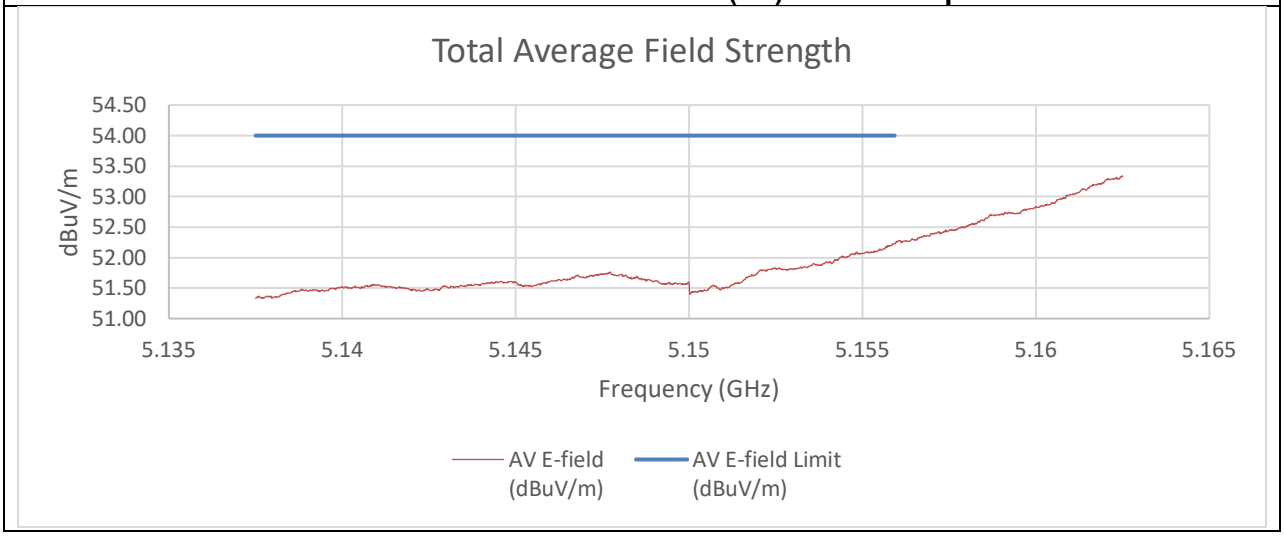

Summed Pk and Av Data at Restricted Band

Frequency (GHz)	PK Reading C1 (dBm)	PK Reading C2 (dBm)	PK EIRP (dBm)	PK E-field (dBuV/m)	PK E-field Limit (dBuV/m)	Margin (dB)
5.15	-35.91	-36.41	-22.83	72.43	74.00	-1.57
Frequency (GHz)	**AV Reading C1 (dBm)**	**AV Reading C2 (dBm)**	**AV EIRP (dBm)**	**AV E-field (dBuV/m)**	**AV E-field Limit (dBuV/m)**	**Margin (dB)**
5.15	-59.49	-55.40	-43.66	51.60	54.00	-2.40

An array gain of 10.31 dBi was used in the calculation of the summed data. Fast sweep was performed just to show that no other emissions existed outside of the frequencies observed by the slow sweep measurement.

UL LLC
12 Laboratory Drive, Research Triangle Park, NC 27709; USA TEL:(919)549-1400
This report shall not be reproduced except in full, without the written approval of UL LLC

2TX CHAIN 0 + CHAIN 1 MODE (Mid Gain) High BE 5250 MHz

SUMMED BANDEDGE DATA (Pk) Fast Method

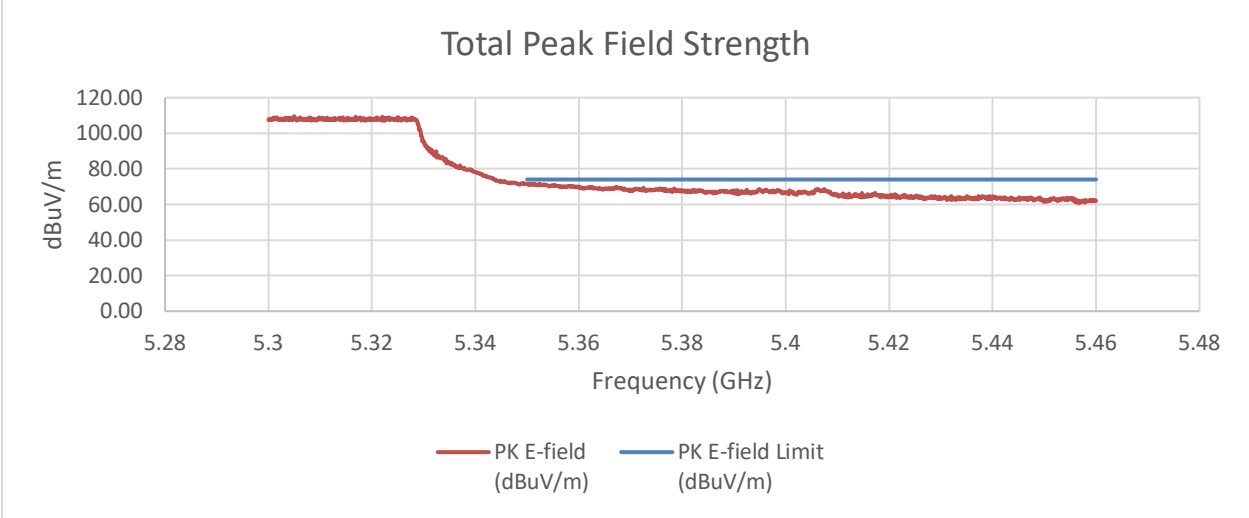

SUMMED BANDEDGE DATA (Av) Fast Method

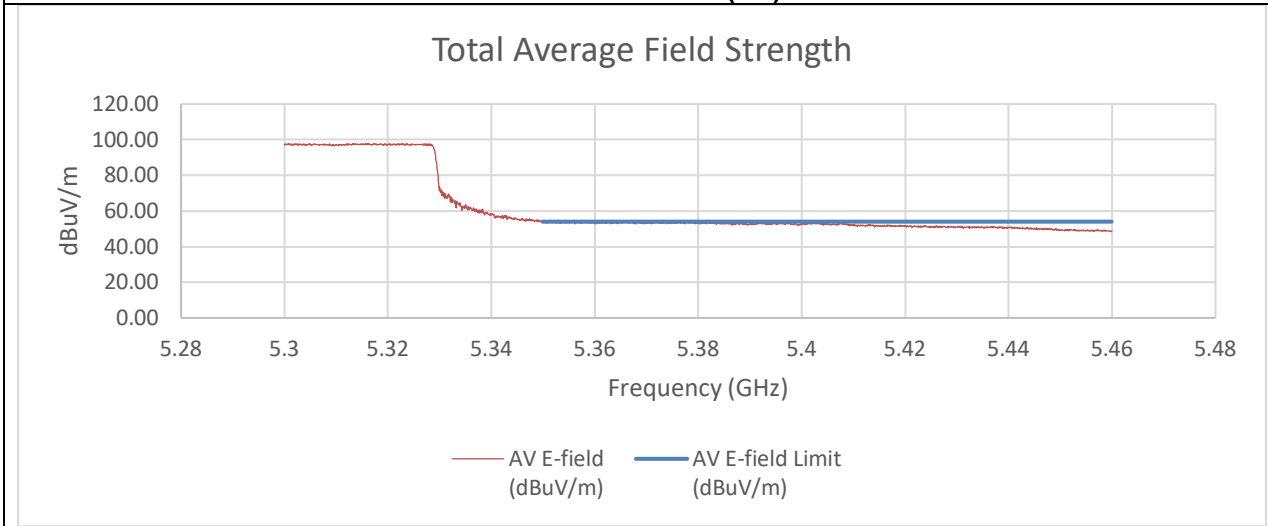

UL LLC
12 Laboratory Drive, Research Triangle Park, NC 27709; USA TEL:(919)549-1400
This report shall not be reproduced except in full, without the written approval of UL LLC

SUMMED BANDEDGE DATA (Pk) Slow Sweep

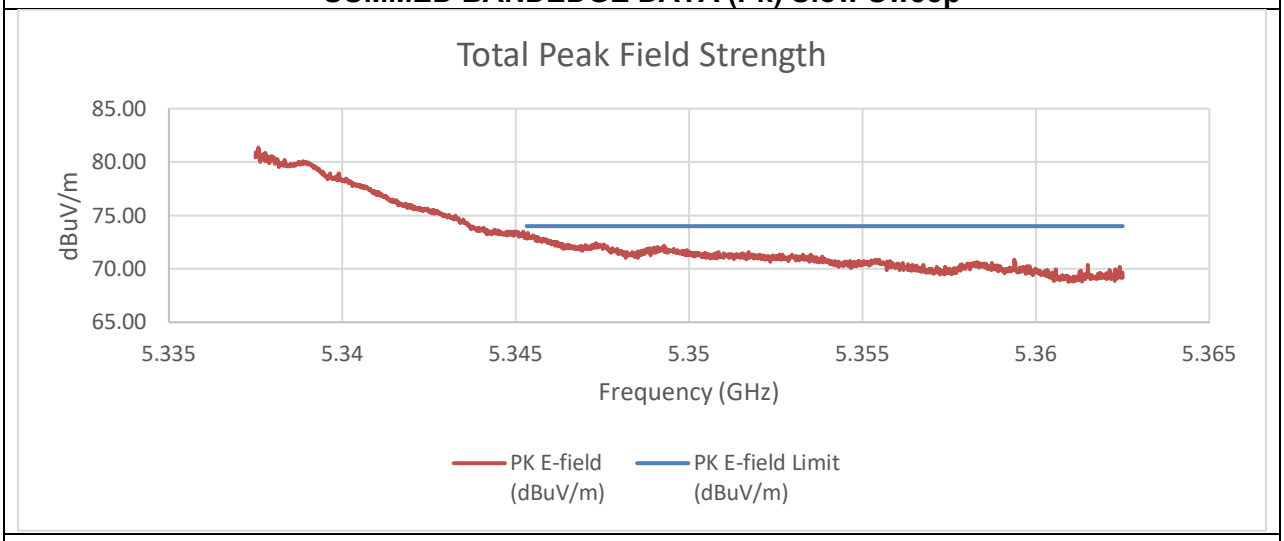

SUMMED BANDEDGE DATA (Av) Slow Sweep

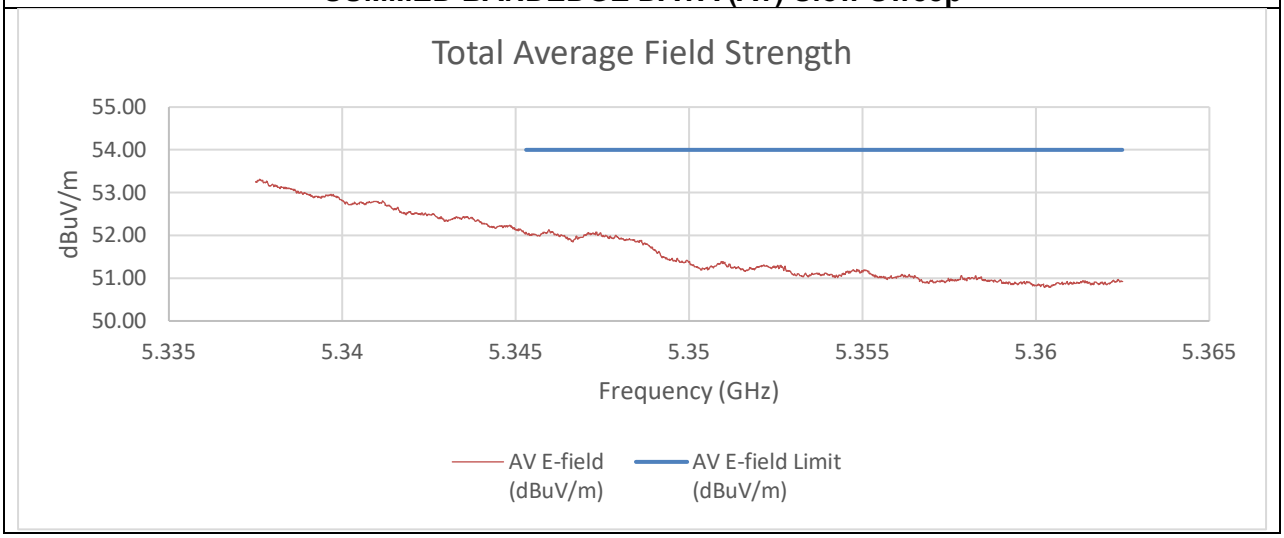

Summed Pk and Av Data at Restricted Band

Frequency (GHz)	PK Reading C1 (dBm)	PK Reading C2 (dBm)	PK EIRP (dBm)	PK E-field (dBuV/m)	PK E-field Limit (dBuV/m)	Margin (dB)
5.35	-37.09	-37.25	-23.85	71.41	74.00	-2.59
Frequency (GHz)	**AV Reading C1 (dBm)**	**AV Reading C2 (dBm)**	**AV EIRP (dBm)**	**AV E-field (dBuV/m)**	**AV E-field Limit (dBuV/m)**	**Margin (dB)**
5.35	-62.94	-54.81	-43.88	51.38	54.00	-2.62

An array gain of 10.31 dBi was used in the calculation of the summed data. Fast sweep was performed just to show that no other emissions existed outside of the frequencies observed by the slow sweep measurement.

UL LLC
12 Laboratory Drive, Research Triangle Park, NC 27709; USA TEL:(919)549-1400
This report shall not be reproduced except in full, without the written approval of UL LLC

2TX CHAIN 0 + CHAIN 1 MODE (High Gain) Low BE 5250 MHz

PK MEASUREMENT

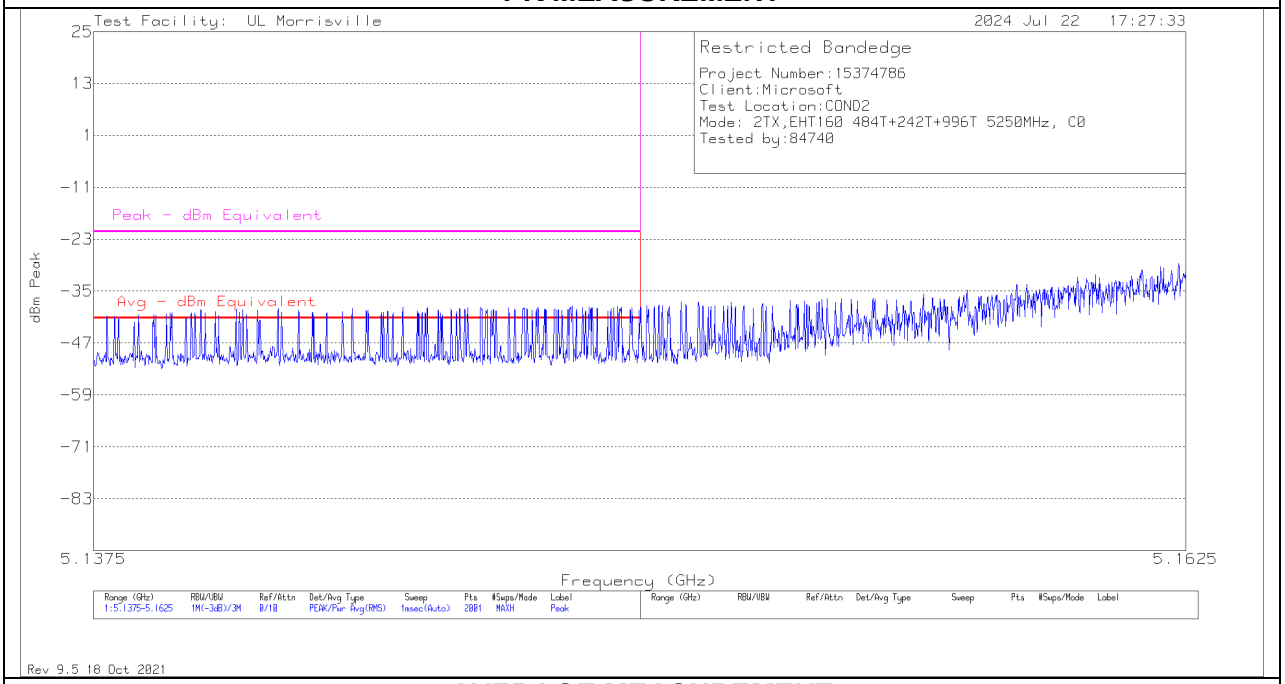

AVERAGE MEASUREMENT

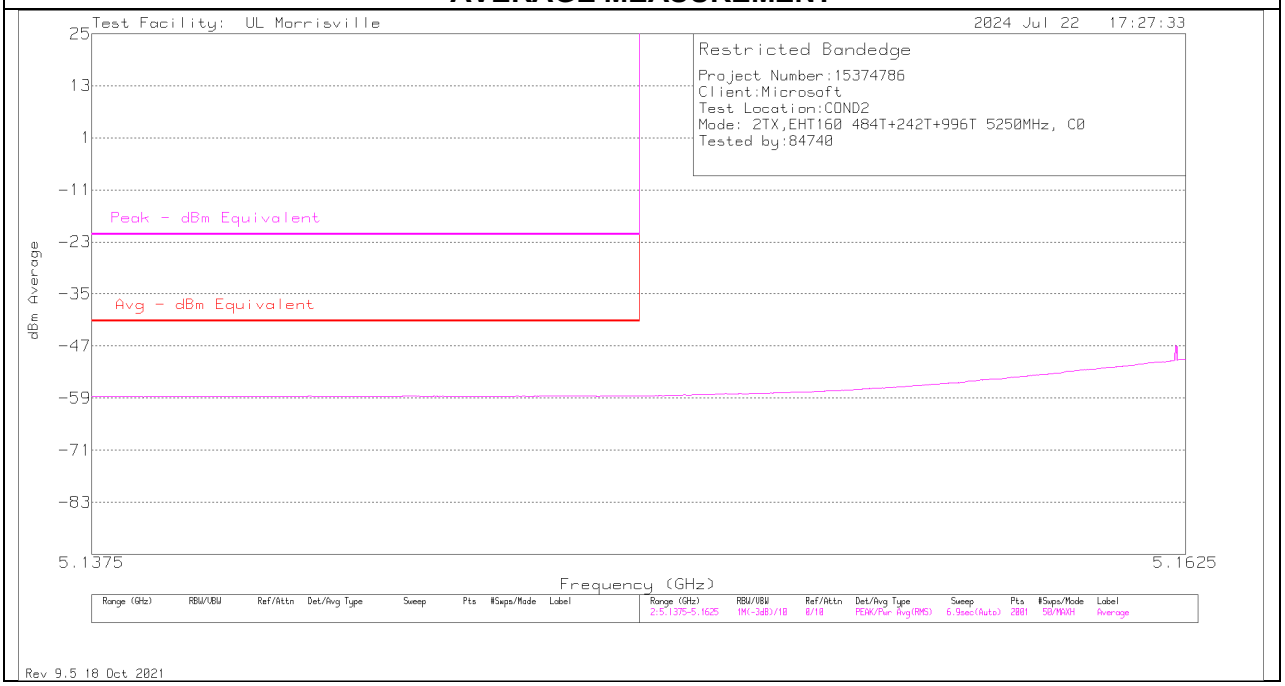

UL LLC
12 Laboratory Drive, Research Triangle Park, NC 27709; USA TEL:(919)549-1400

This report shall not be reproduced except in full, without the written approval of UL LLC

SUMMED BANDEDGE DATA (Pk) Fast Method

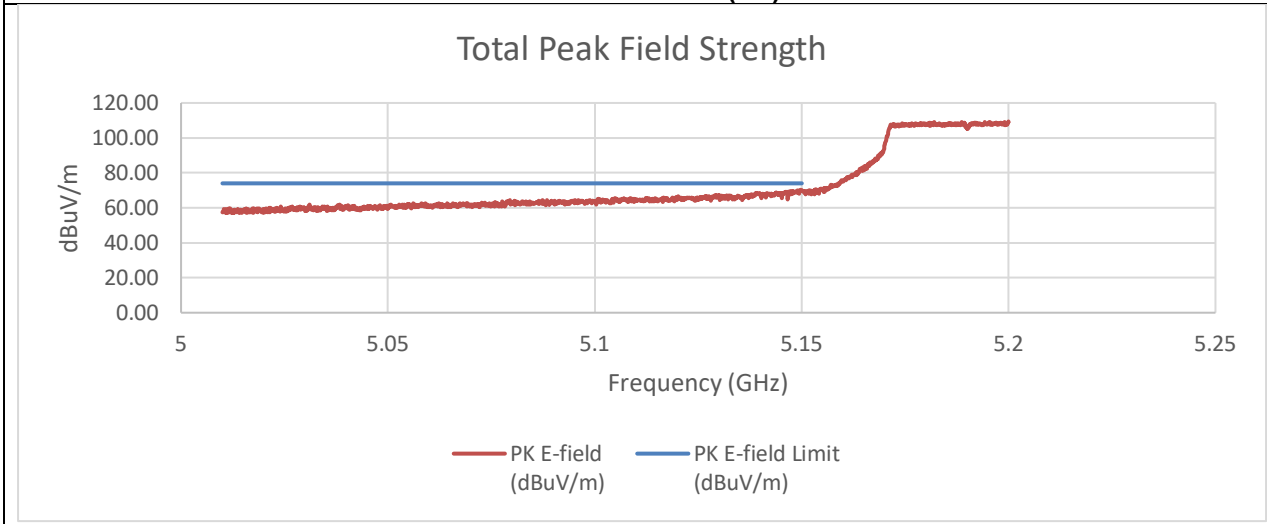

SUMMED BANDEDGE DATA (Av) Fast Method

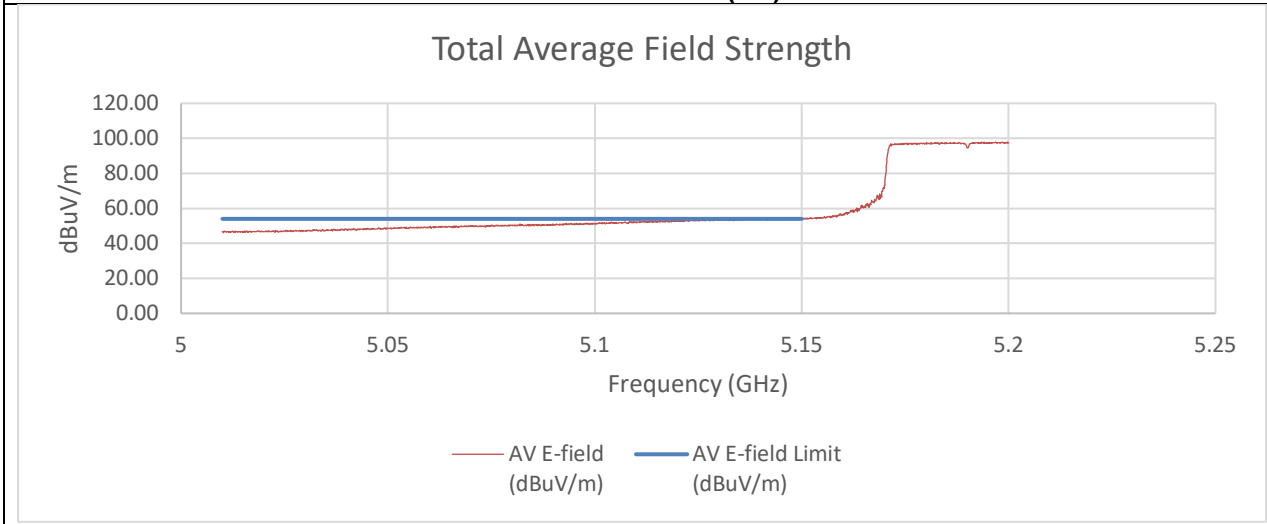

UL LLC
12 Laboratory Drive, Research Triangle Park, NC 27709; USA TEL:(919)549-1400
This report shall not be reproduced except in full, without the written approval of UL LLC

SUMMED BANDEDGE DATA (Pk) Slow Sweep

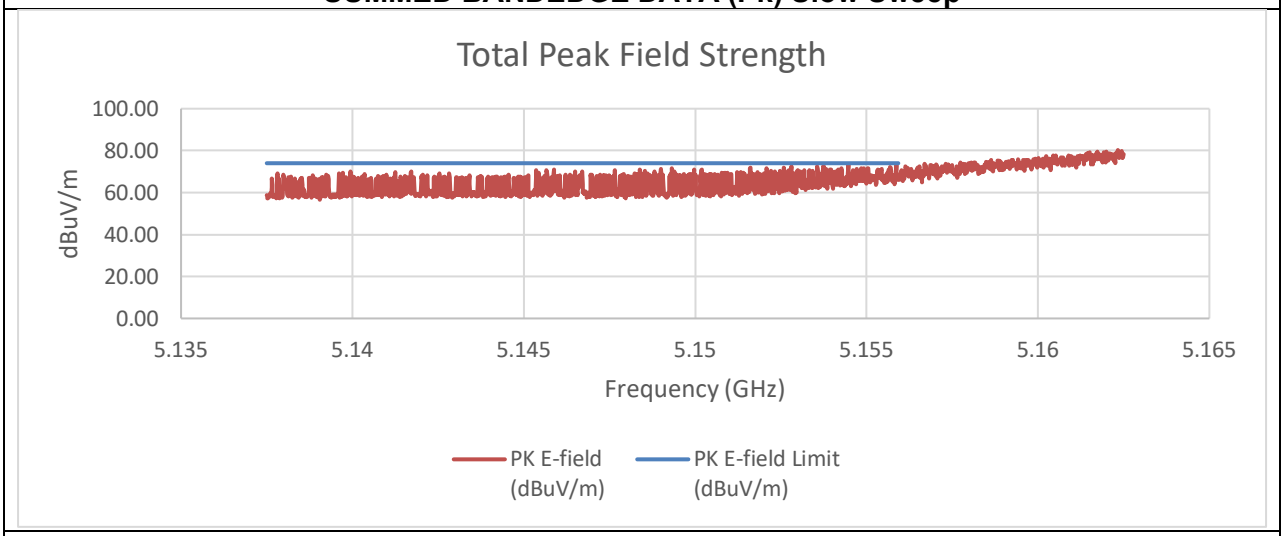

SUMMED BANDEDGE DATA (Av) Slow Sweep

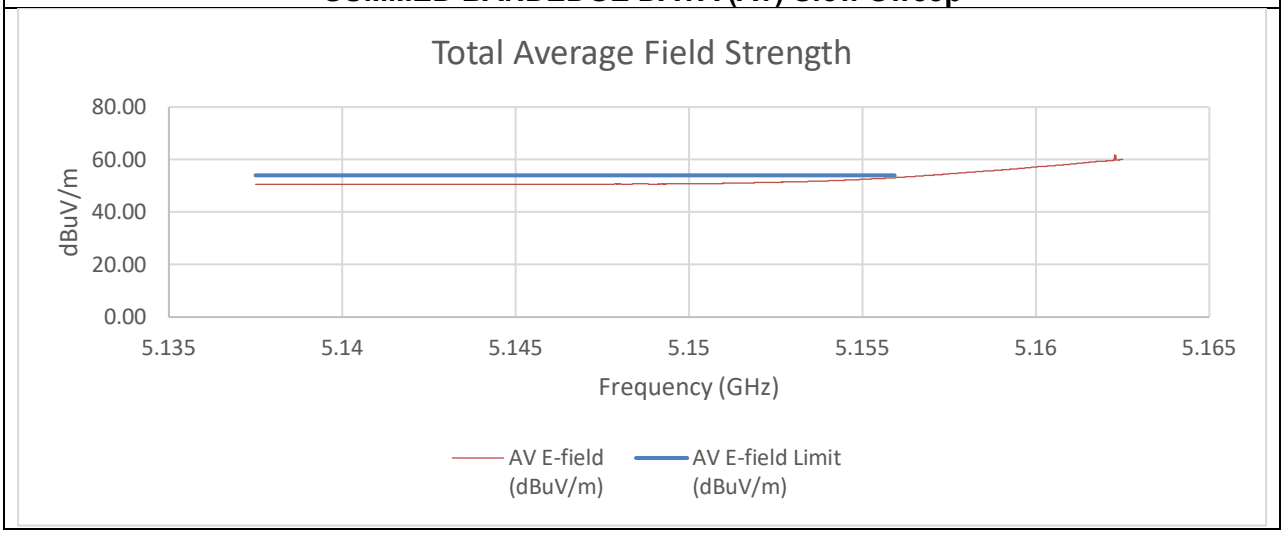

Summed Pk and Av Data at Restricted Band

Frequency (GHz)	PK Reading C1 (dBm)	PK Reading C2 (dBm)	PK EIRP (dBm)	PK E-field (dBuV/m)	PK E-field Limit (dBuV/m)	Margin (dB)
5.15	-38.90	-52.47	-27.04	68.21	74.00	-5.79
Frequency (GHz)	**AV Reading C1 (dBm)**	**AV Reading C2 (dBm)**	**AV EIRP (dBm)**	**AV E-field (dBuV/m)**	**AV E-field Limit (dBuV/m)**	**Margin (dB)**
5.15	-58.53	-59.98	-44.51	50.74	54.00	-3.26

An array gain of 11.67 dBi was used in the calculation of the summed data. Fast sweep was performed just to show that no other emissions existed outside of the frequencies observed by the slow sweep measurement.

UL LLC
12 Laboratory Drive, Research Triangle Park, NC 27709; USA TEL:(919)549-1400
This report shall not be reproduced except in full, without the written approval of UL LLC

2TX CHAIN 0 + CHAIN 1 MODE (High Gain) High BE 5250 MHz

PK MEASUREMENT

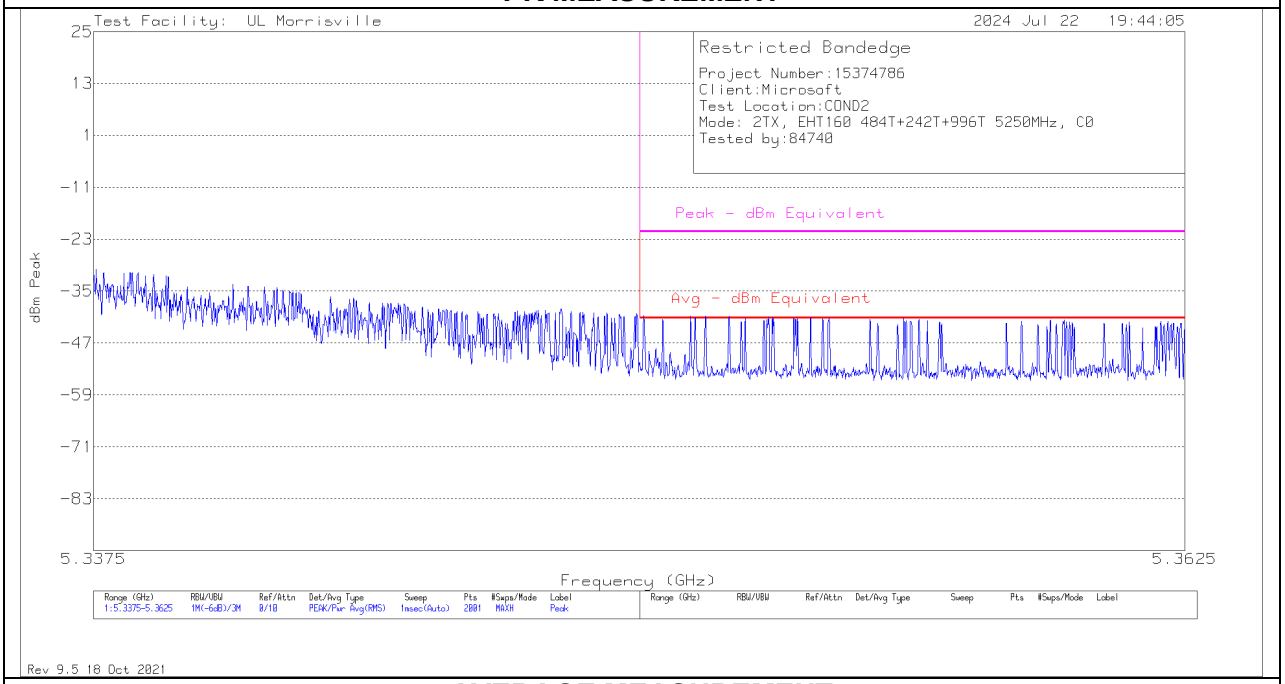

AVERAGE MEASUREMENT

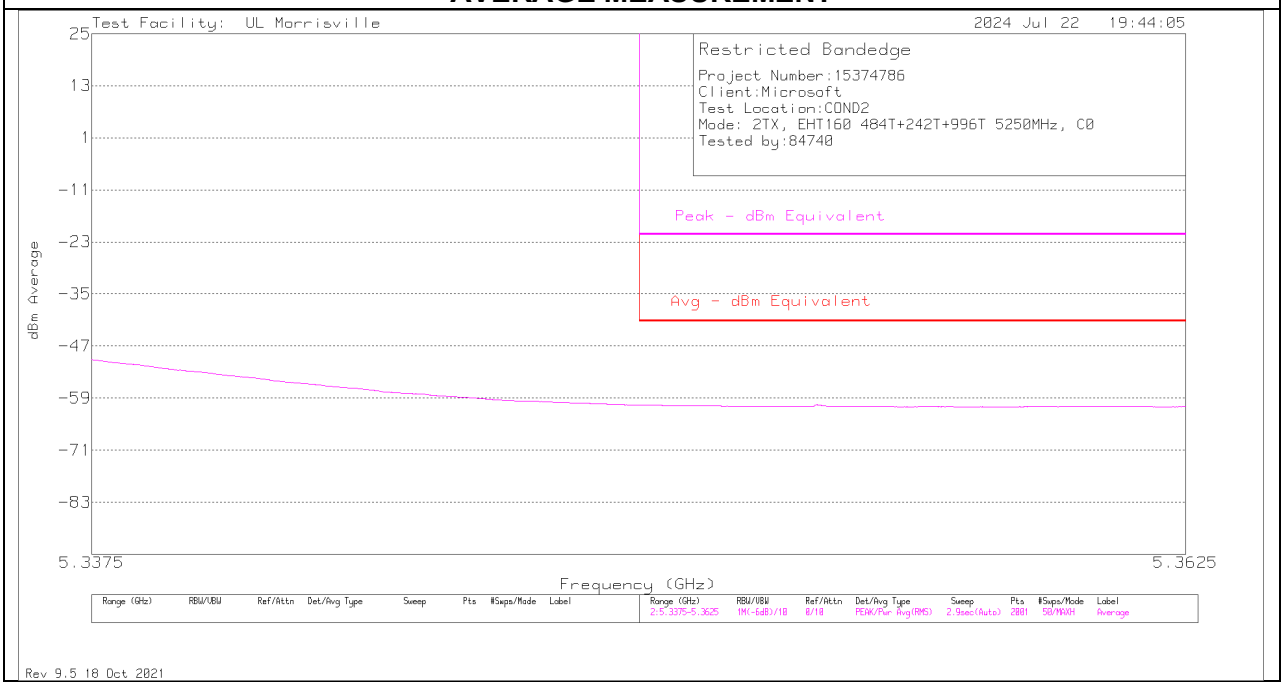

UL LLC
12 Laboratory Drive, Research Triangle Park, NC 27709; USA TEL:(919)549-1400

This report shall not be reproduced except in full, without the written approval of UL LLC

SUMMED BANDEDGE DATA (Pk) Fast Method

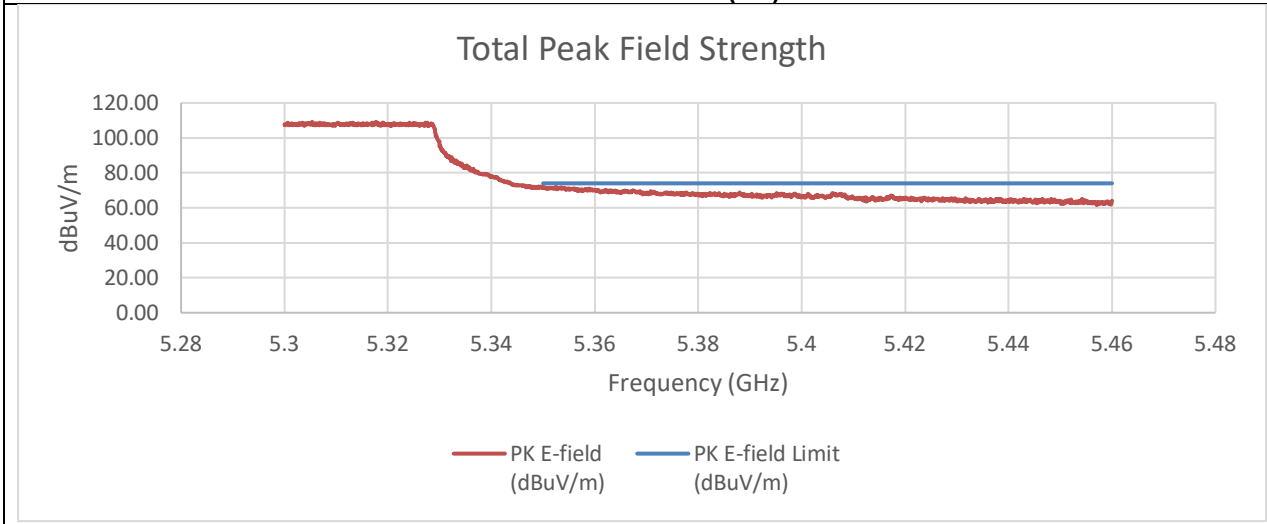

SUMMED BANDEDGE DATA (Av) Fast Method

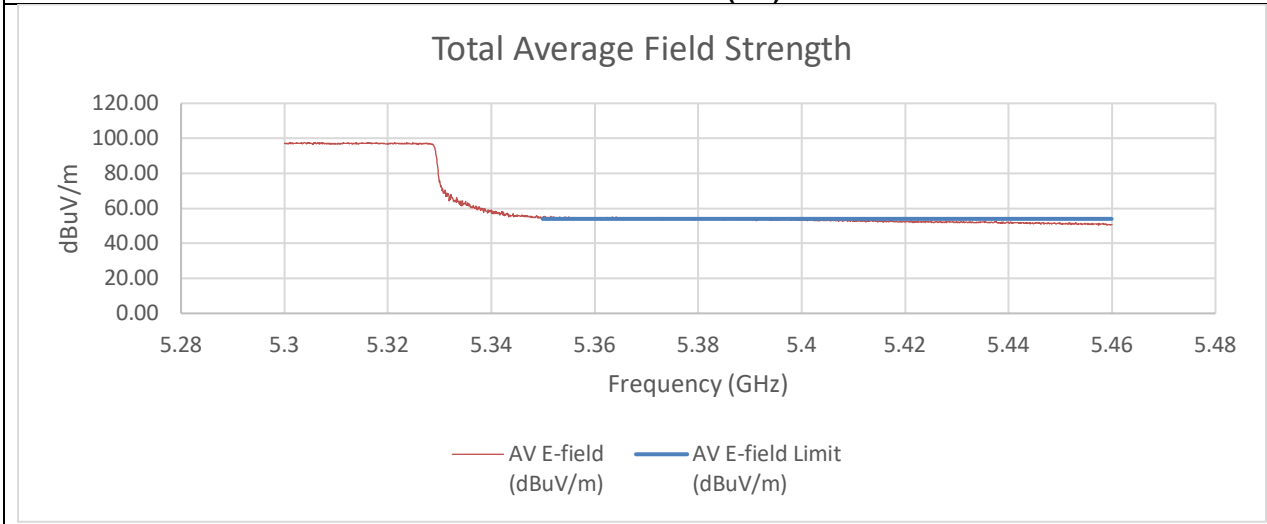

UL LLC
12 Laboratory Drive, Research Triangle Park, NC 27709; USA TEL:(919)549-1400

This report shall not be reproduced except in full, without the written approval of UL LLC

SUMMED BANDEDGE DATA (Pk) Slow Sweep

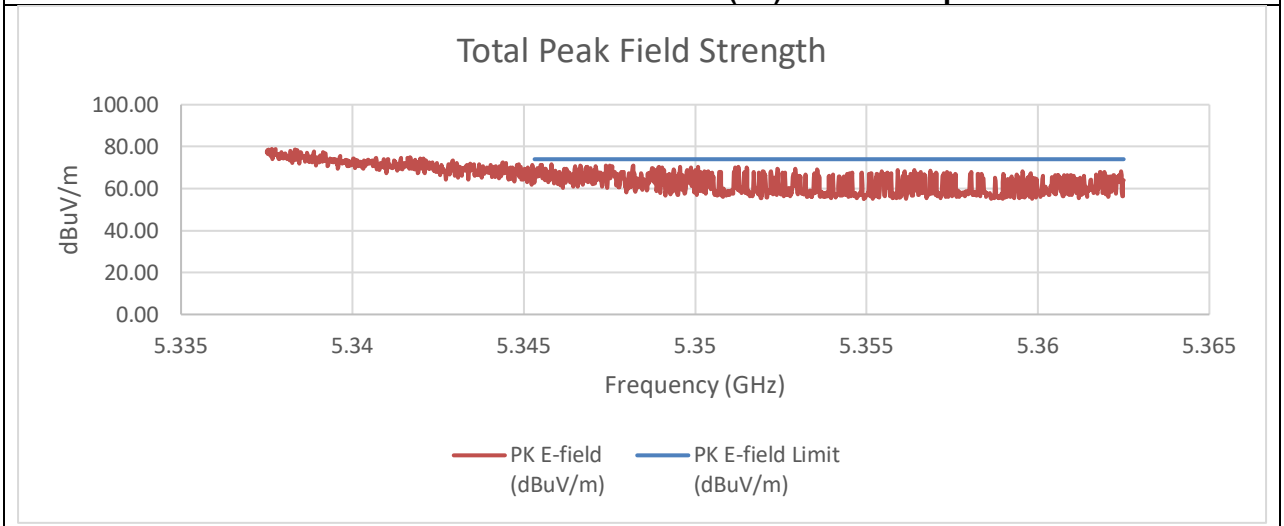

SUMMED BANDEDGE DATA (Av) Slow Sweep

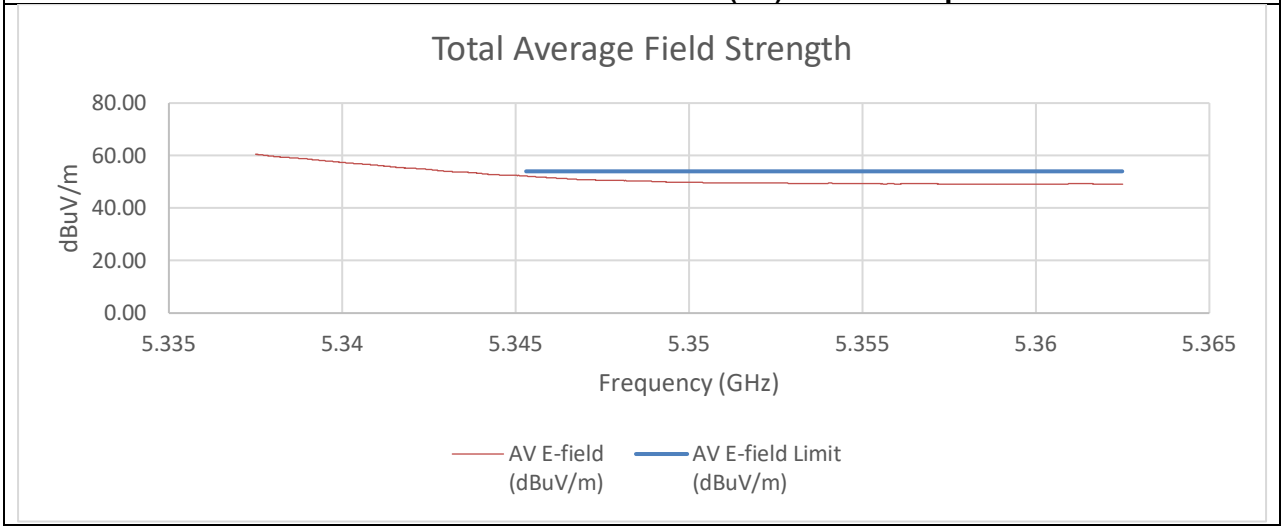

Summed Pk and Av Data at Restricted Band

Frequency (GHz)	PK Reading C1 (dBm)	PK Reading C2 (dBm)	PK EIRP (dBm)	PK E-field (dBuV/m)	PK E-field Limit (dBuV/m)	Margin (dB)
5.35	-51.52	-38.42	-26.54	68.72	74.00	-5.28
Frequency (GHz)	**AV Reading C1 (dBm)**	**AV Reading C2 (dBm)**	**AV EIRP (dBm)**	**AV E-field (dBuV/m)**	**AV E-field Limit (dBuV/m)**	**Margin (dB)**
5.35	-60.59	-59.71	-45.45	49.81	54.00	-4.19

An array gain of 11.67 dBi was used in the calculation of the summed data. Fast sweep was performed just to show that no other emissions existed outside of the frequencies observed by the slow sweep measurement.

UL LLC
12 Laboratory Drive, Research Triangle Park, NC 27709; USA TEL:(919)549-1400
This report shall not be reproduced except in full, without the written approval of UL LLC

TX ABOVE 1 GHz 802.11be EHT160 484T+242T+996T (N) PUNCTURE 0x08 MODE IN THE 5.2/5.3 GHz BAND

2TX CHAIN 0 + CHAIN 1 MODE (Low Gain) Low BE 5250 MHz

SUMMED BANDEDGE DATA (Pk) Fast Method

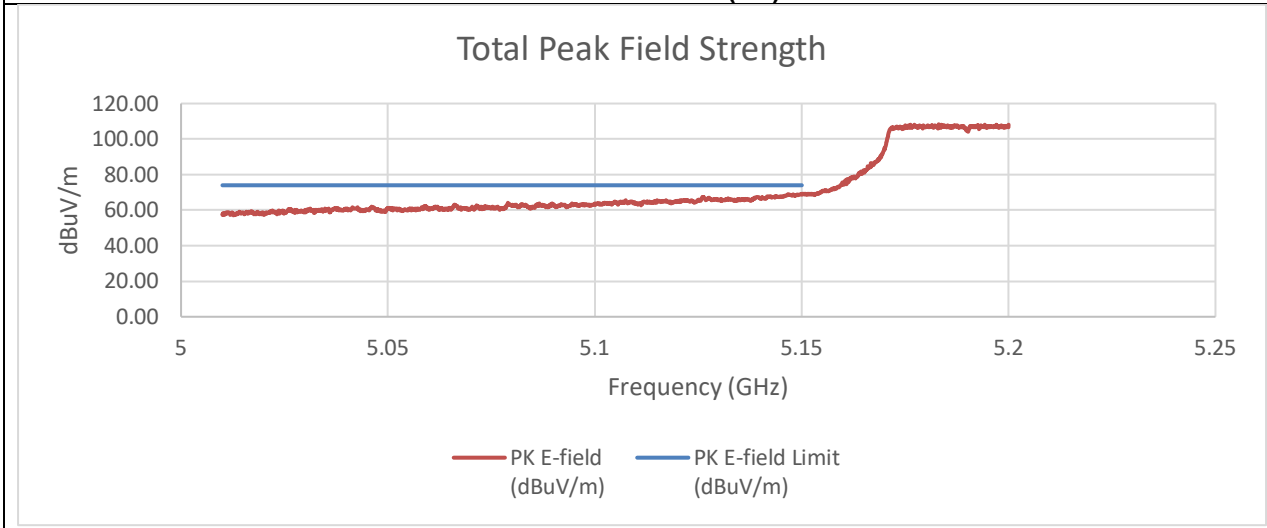

SUMMED BANDEDGE DATA (Av) Fast Method

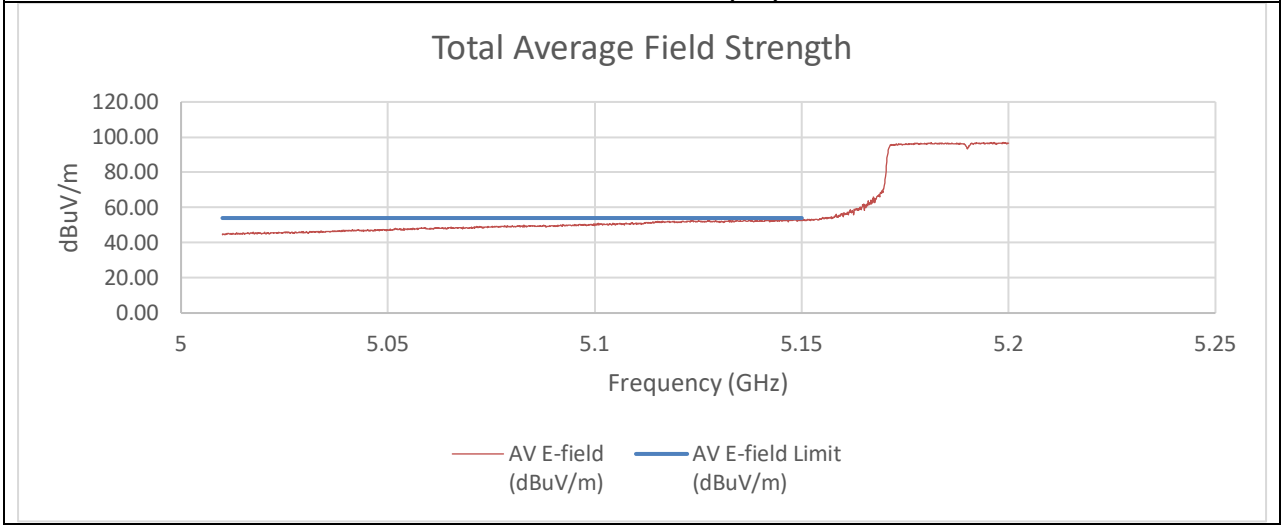

UL LLC
12 Laboratory Drive, Research Triangle Park, NC 27709; USA TEL:(919)549-1400
This report shall not be reproduced except in full, without the written approval of UL LLC

SUMMED BANDEDGE DATA (Pk) Slow Sweep

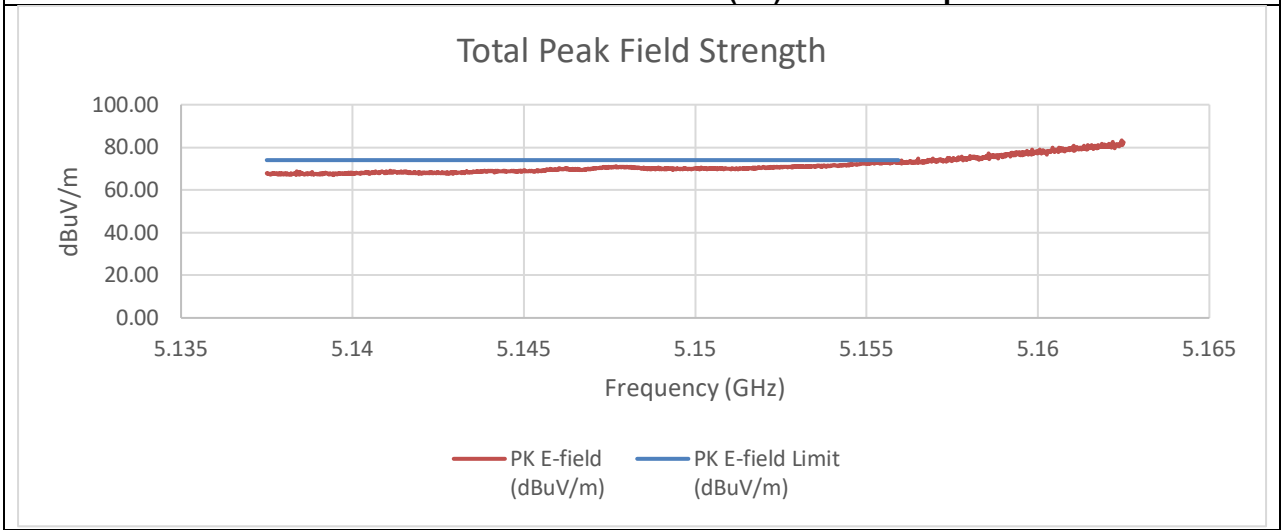

SUMMED BANDEDGE DATA (Av) Slow Sweep

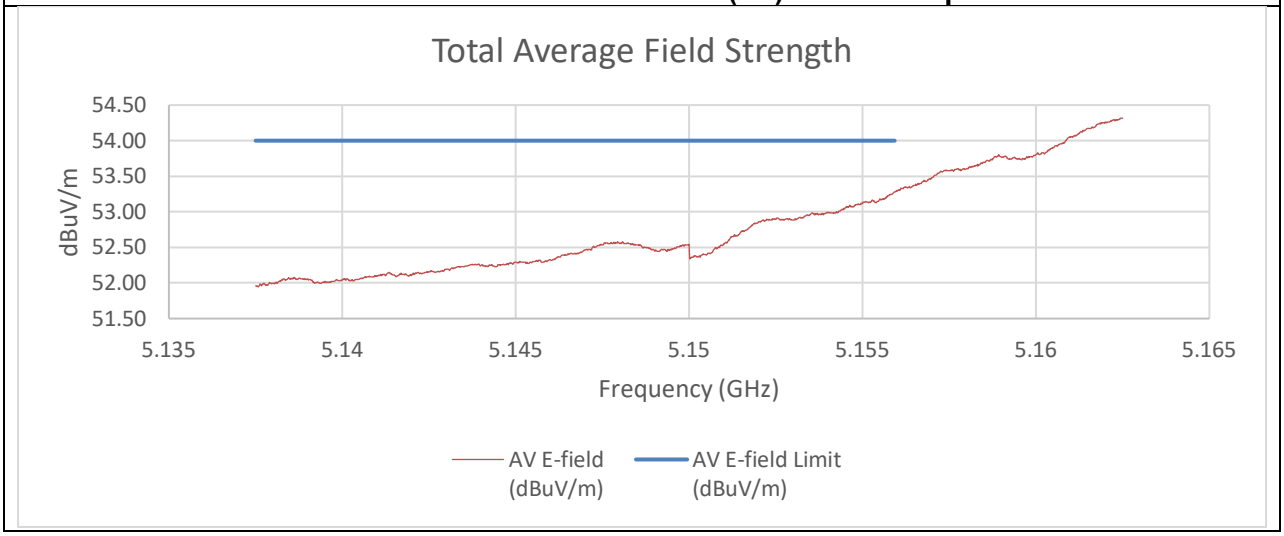

Summed Pk and Av Data at Restricted Band

Frequency (GHz)	PK Reading C1 (dBm)	PK Reading C2 (dBm)	PK EIRP (dBm)	PK E-field (dBuV/m)	PK E-field Limit (dBuV/m)	Margin (dB)
5.15	-36.54	-36.00	-25.04	70.22	74.00	-3.78
Frequency (GHz)	**AV Reading C1 (dBm)**	**AV Reading C2 (dBm)**	**AV EIRP (dBm)**	**AV E-field (dBuV/m)**	**AV E-field Limit (dBuV/m)**	**Margin (dB)**
5.15	-55.73	-52.67	-42.72	52.54	54.00	-1.46

An array gain of 8.21 dBi was used in the calculation of the summed data. Fast sweep was performed just to show that no other emissions existed outside of the frequencies observed by the slow sweep measurement.

UL LLC
12 Laboratory Drive, Research Triangle Park, NC 27709; USA TEL:(919)549-1400
This report shall not be reproduced except in full, without the written approval of UL LLC

2TX CHAIN 0 + CHAIN 1 MODE (Low Gain) High BE 5250 MHz

SUMMED BANDEDGE DATA (Pk) Fast Method

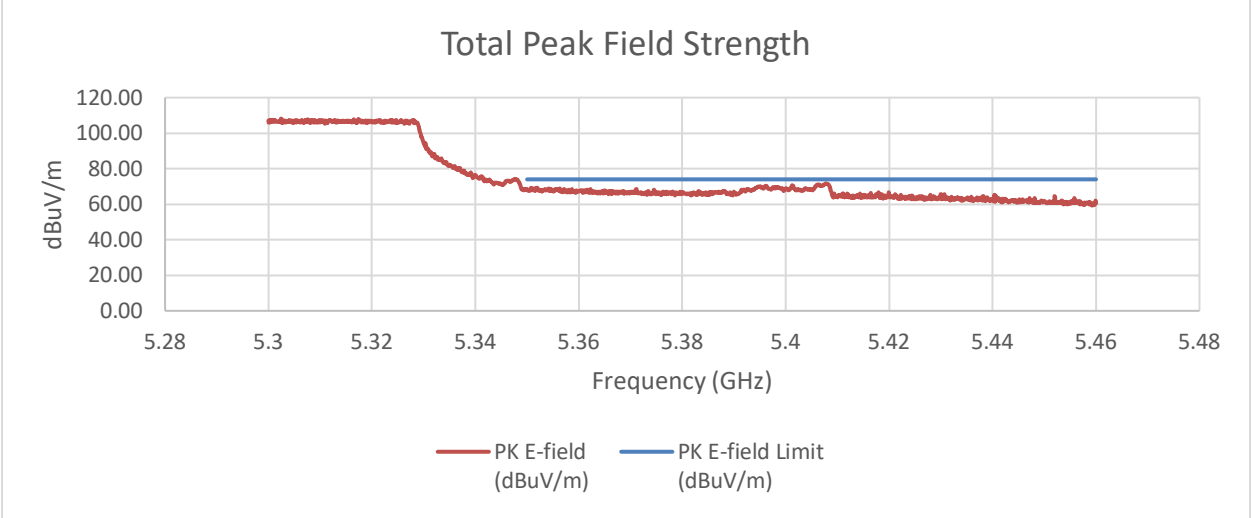

SUMMED BANDEDGE DATA (Av) Fast Method

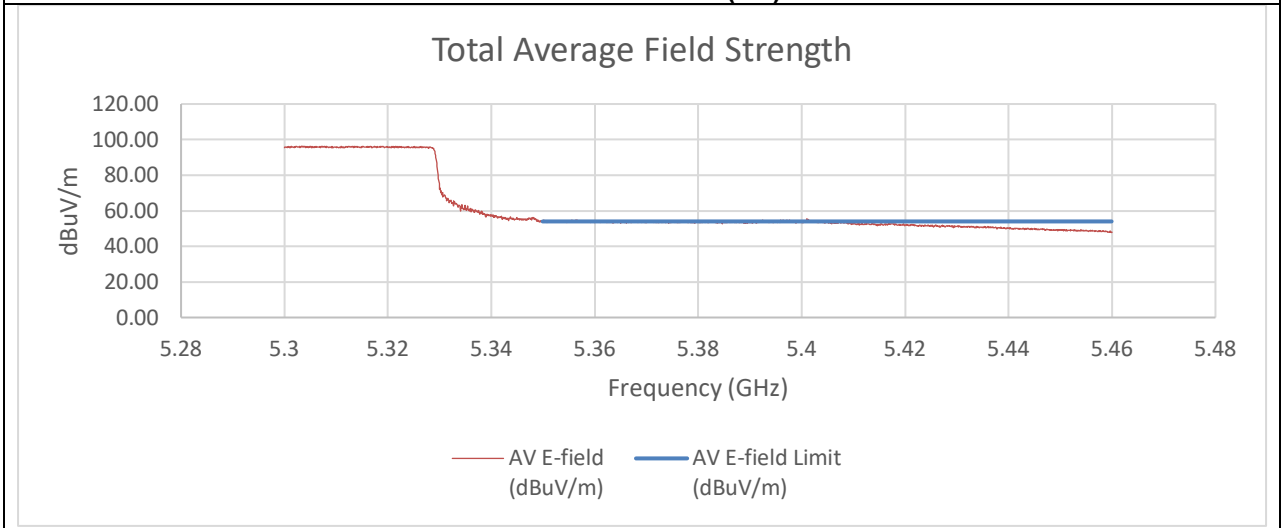

UL LLC
12 Laboratory Drive, Research Triangle Park, NC 27709; USA TEL:(919)549-1400
This report shall not be reproduced except in full, without the written approval of UL LLC

SUMMED BANDEDGE DATA (Pk) Slow Sweep

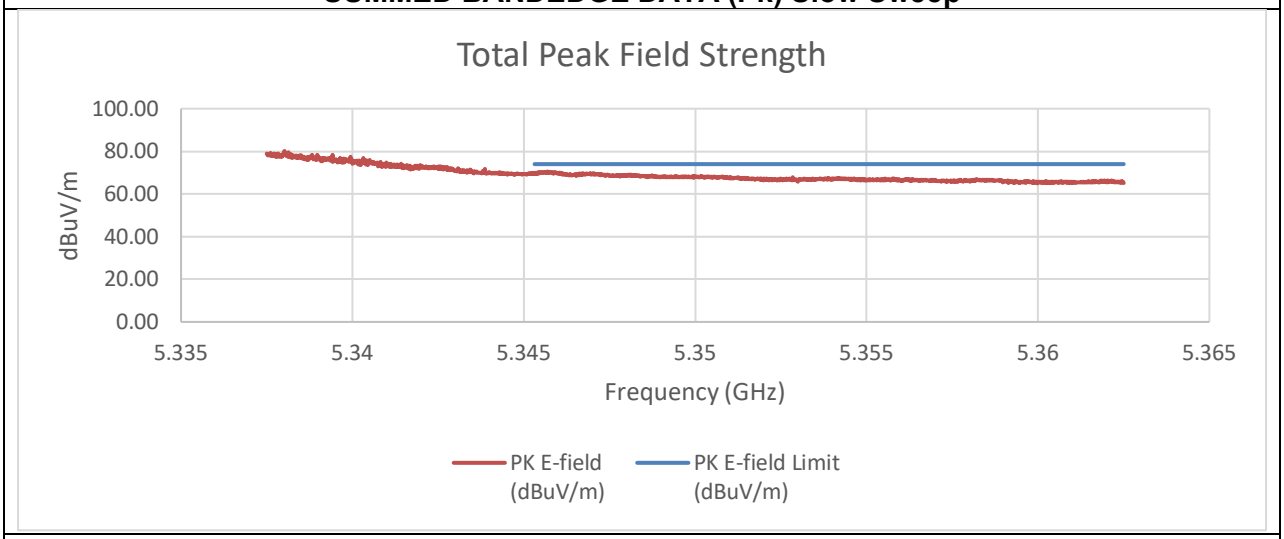

SUMMED BANDEDGE DATA (Av) Slow Sweep

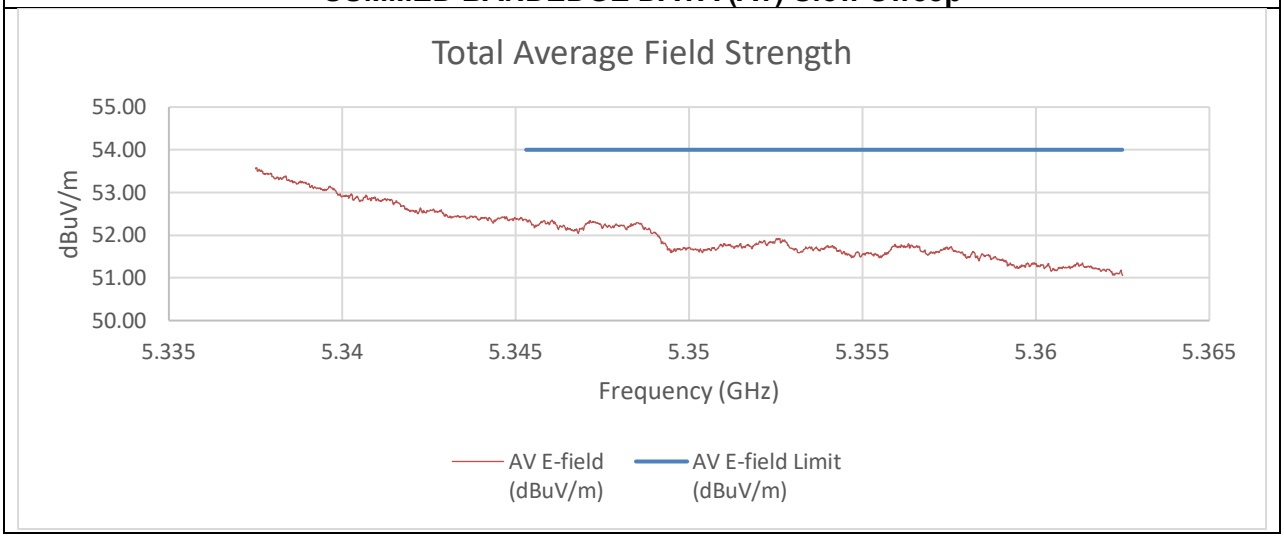

Summed Pk and Av Data at Restricted Band

Frequency (GHz)	PK Reading C1 (dBm)	PK Reading C2 (dBm)	PK EIRP (dBm)	PK E-field (dBuV/m)	PK E-field Limit (dBuV/m)	Margin (dB)
5.35	-38.66	-38.13	-27.17	68.09	74.00	-5.91
Frequency (GHz)	**AV Reading C1 (dBm)**	**AV Reading C2 (dBm)**	**AV EIRP (dBm)**	**AV E-field (dBuV/m)**	**AV E-field Limit (dBuV/m)**	**Margin (dB)**
5.35	-61.56	-52.23	-43.54	51.72	54.00	-2.28

An array gain of 8.21 dBi was used in the calculation of the summed data. Fast sweep was performed just to show that no other emissions existed outside of the frequencies observed by the slow sweep measurement.

UL LLC
12 Laboratory Drive, Research Triangle Park, NC 27709; USA TEL:(919)549-1400
This report shall not be reproduced except in full, without the written approval of UL LLC

2TX CHAIN 0 + CHAIN 1 MODE (Mid Gain) Low BE 5250 MHz

SUMMED BANDEDGE DATA (Pk) Fast Method

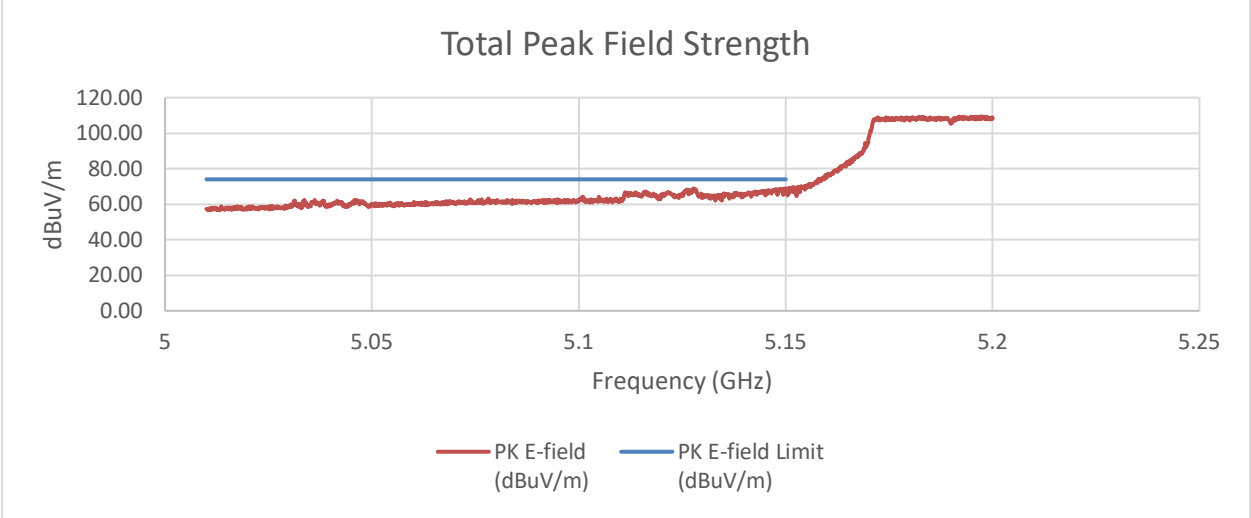

SUMMED BANDEDGE DATA (Av) Fast Method

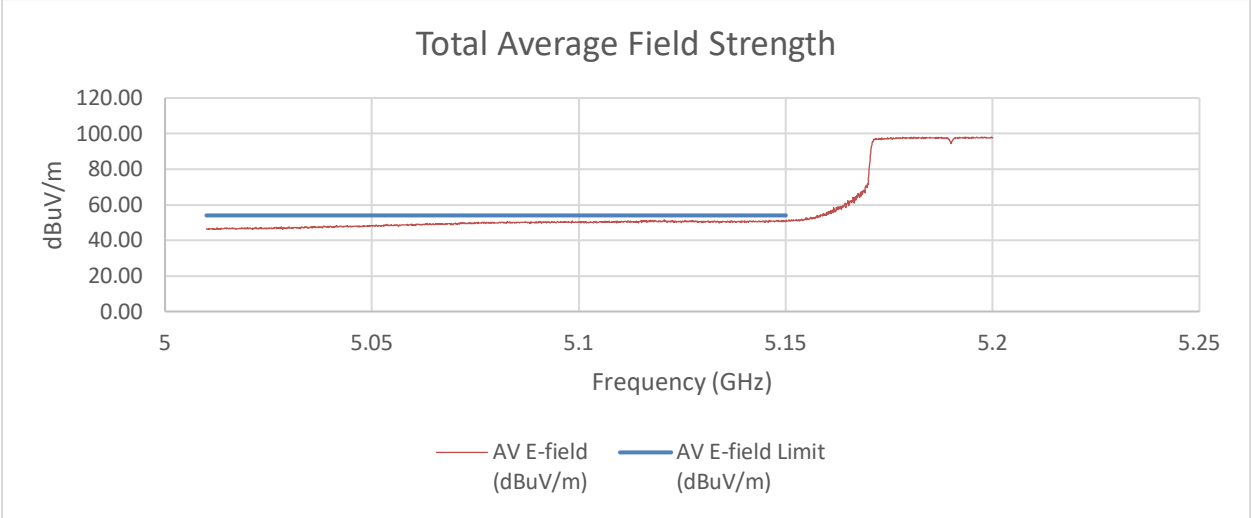

UL LLC
12 Laboratory Drive, Research Triangle Park, NC 27709; USA TEL:(919)549-1400
This report shall not be reproduced except in full, without the written approval of UL LLC

SUMMED BANDEDGE DATA (Pk) Slow Sweep

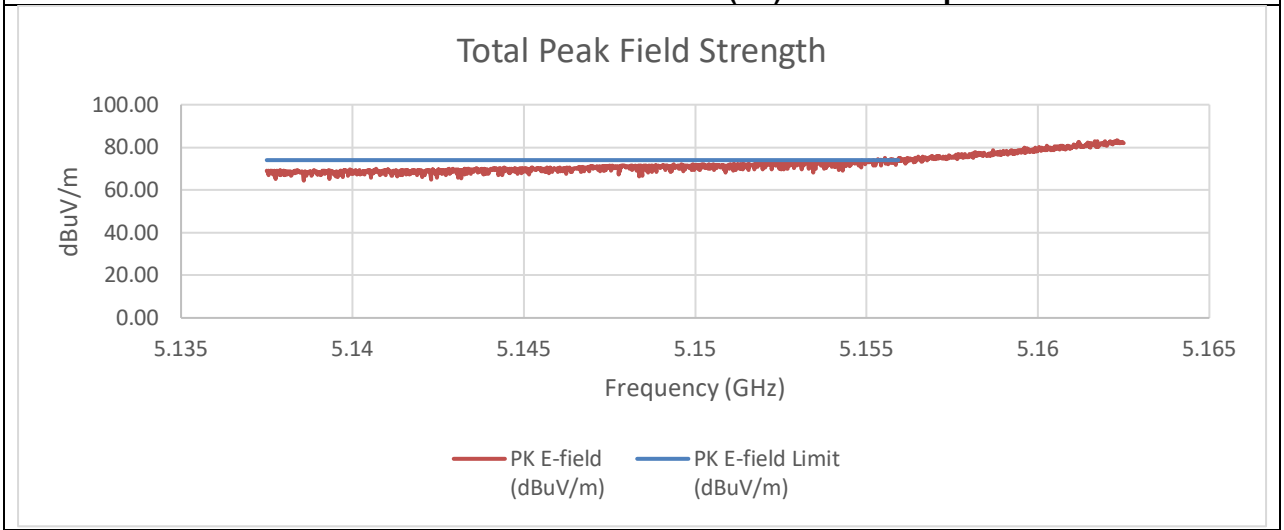

SUMMED BANDEDGE DATA (Av) Slow Sweep

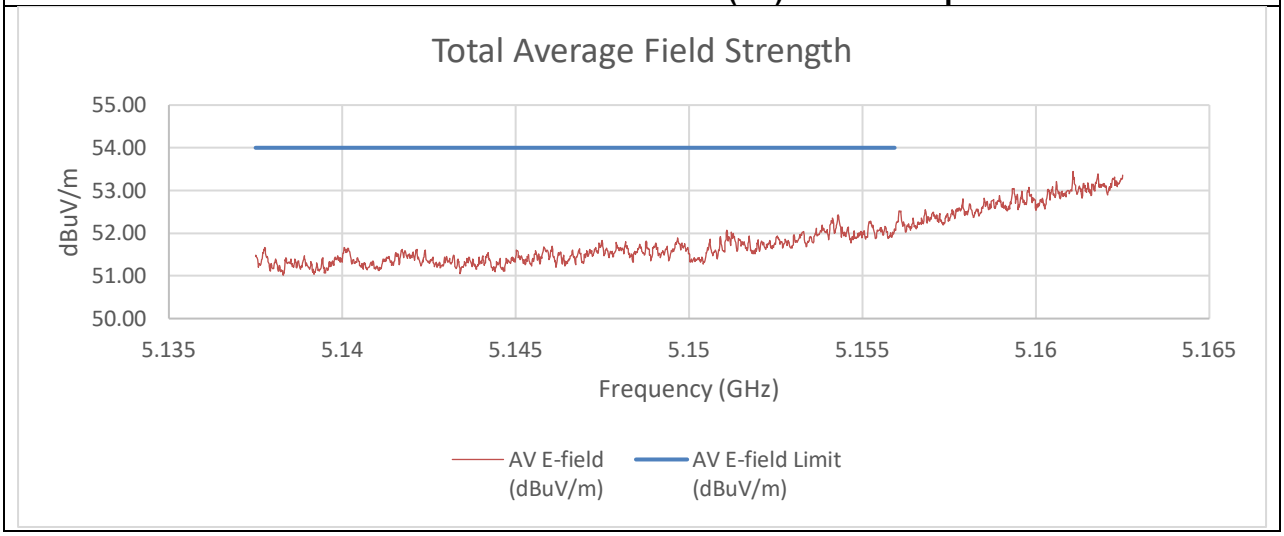

Summed Pk and Av Data at Restricted Band

Frequency (GHz)	PK Reading C1 (dBm)	PK Reading C2 (dBm)	PK EIRP (dBm)	PK E-field (dBuV/m)	PK E-field Limit (dBuV/m)	Margin (dB)
5.15	-38.42	-36.05	-23.75	71.50	74.00	-2.50
Frequency (GHz)	**AV Reading C1 (dBm)**	**AV Reading C2 (dBm)**	**AV EIRP (dBm)**	**AV E-field (dBuV/m)**	**AV E-field Limit (dBuV/m)**	**Margin (dB)**
5.15	-58.07	-56.22	-43.73	51.53	54.00	-2.47

An array gain of 10.31 dBi was used in the calculation of the summed data. Fast sweep was performed just to show that no other emissions existed outside of the frequencies observed by the slow sweep measurement.

UL LLC
12 Laboratory Drive, Research Triangle Park, NC 27709; USA TEL:(919)549-1400
This report shall not be reproduced except in full, without the written approval of UL LLC

2TX CHAIN 0 + CHAIN 1 MODE (Mid Gain) High BE 5250 MHz

SUMMED BANDEDGE DATA (Pk) Fast Method

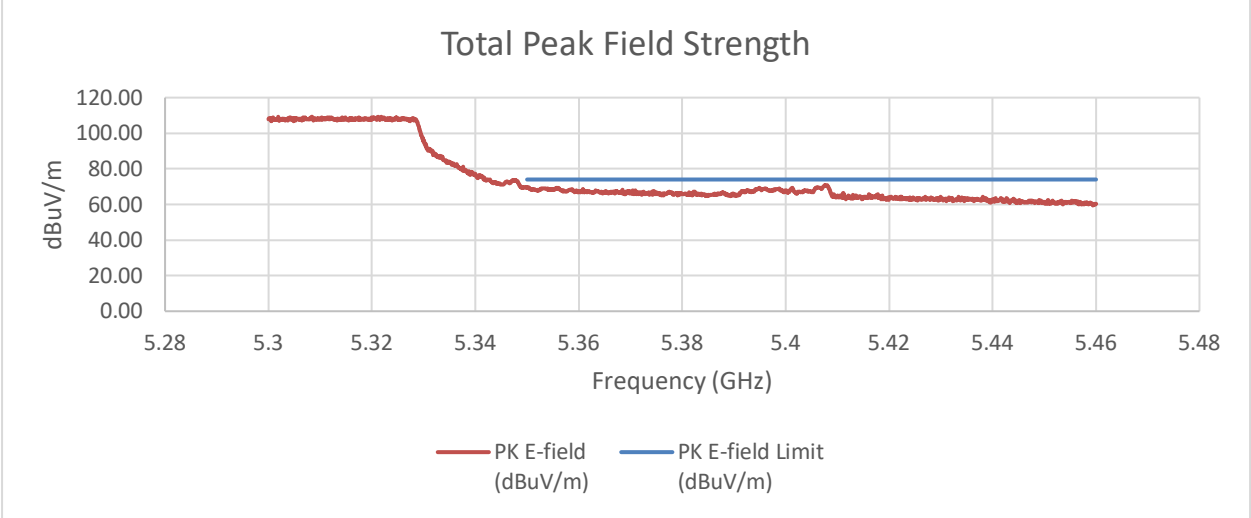

SUMMED BANDEDGE DATA (Av) Fast Method

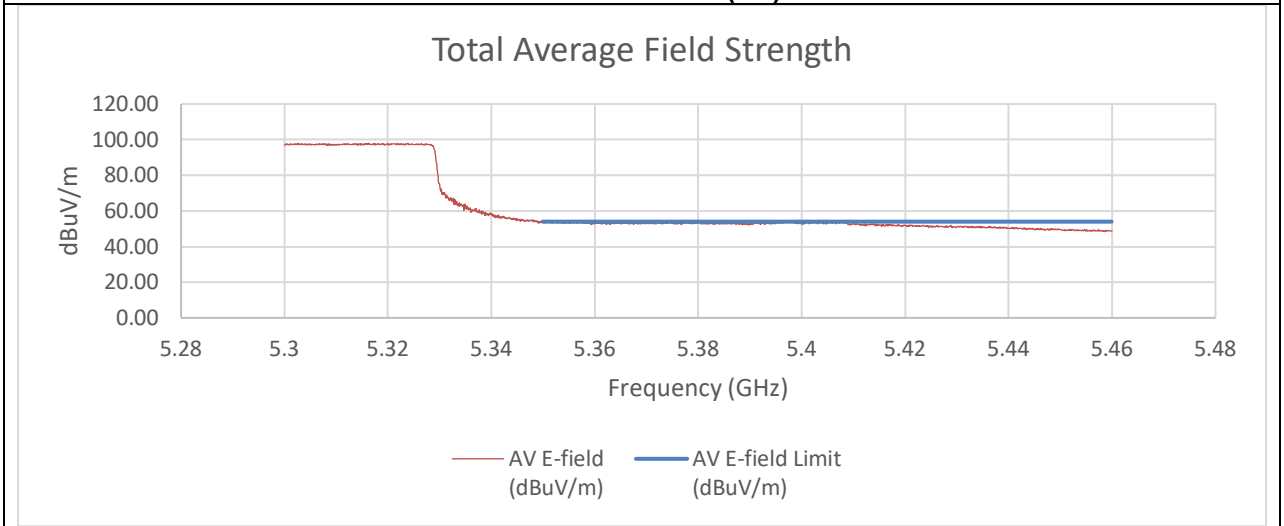

UL LLC
12 Laboratory Drive, Research Triangle Park, NC 27709; USA TEL:(919)549-1400
This report shall not be reproduced except in full, without the written approval of UL LLC

SUMMED BANDEDGE DATA (Pk) Slow Sweep

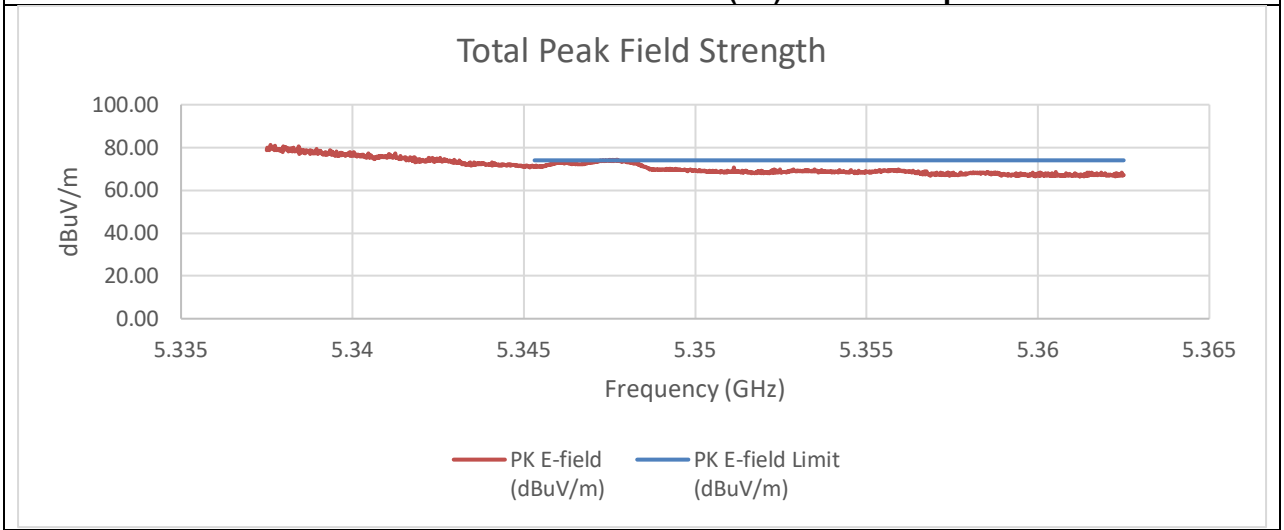

SUMMED BANDEDGE DATA (Av) Slow Sweep

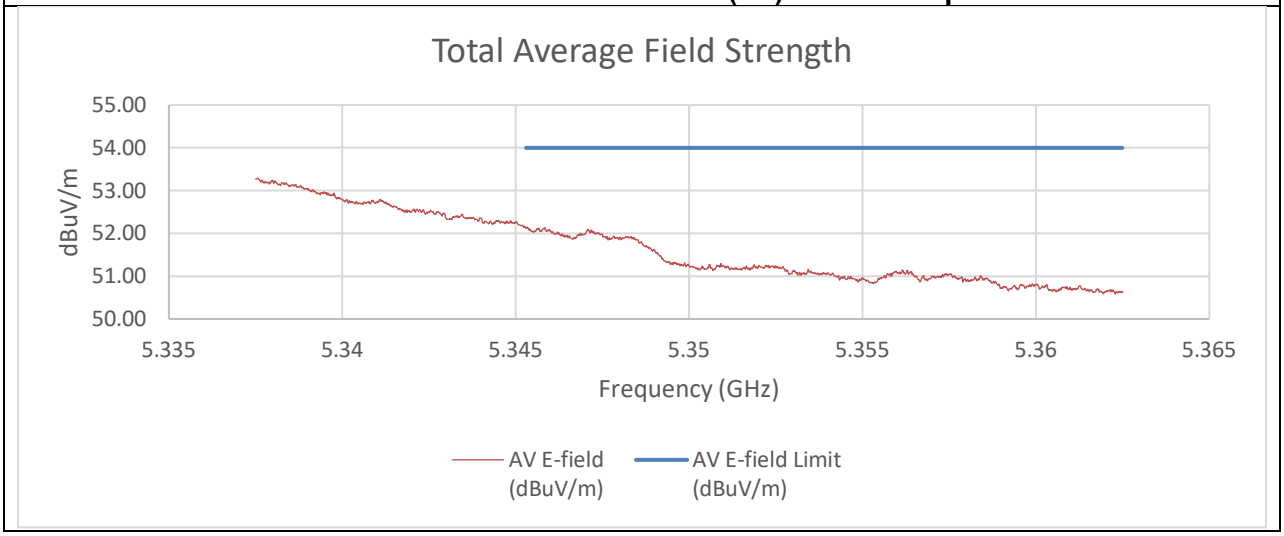

Summed Pk and Av Data at Restricted Band

Frequency (GHz)	PK Reading C1 (dBm)	PK Reading C2 (dBm)	PK EIRP (dBm)	PK E-field (dBuV/m)	PK E-field Limit (dBuV/m)	Margin (dB)
5.35	-39.20	-39.69	-26.12	69.14	74.00	-4.86
Frequency (GHz)	**AV Reading C1 (dBm)**	**AV Reading C2 (dBm)**	**AV EIRP (dBm)**	**AV E-field (dBuV/m)**	**AV E-field Limit (dBuV/m)**	**Margin (dB)**
5.35	-62.36	-55.07	-44.02	51.24	54.00	-2.76

An array gain of 10.31 dBi was used in the calculation of the summed data. Fast sweep was performed just to show that no other emissions existed outside of the frequencies observed by the slow sweep measurement.

Note: Limit doesn't start until 5.35 GHz. Therefore all emissions in these plots are compliant.

UL LLC
12 Laboratory Drive, Research Triangle Park, NC 27709; USA TEL:(919)549-1400
This report shall not be reproduced except in full, without the written approval of UL LLC

2TX CHAIN 0 + CHAIN 1 MODE (High Gain) Low BE 5250 MHz

PK MEASUREMENT

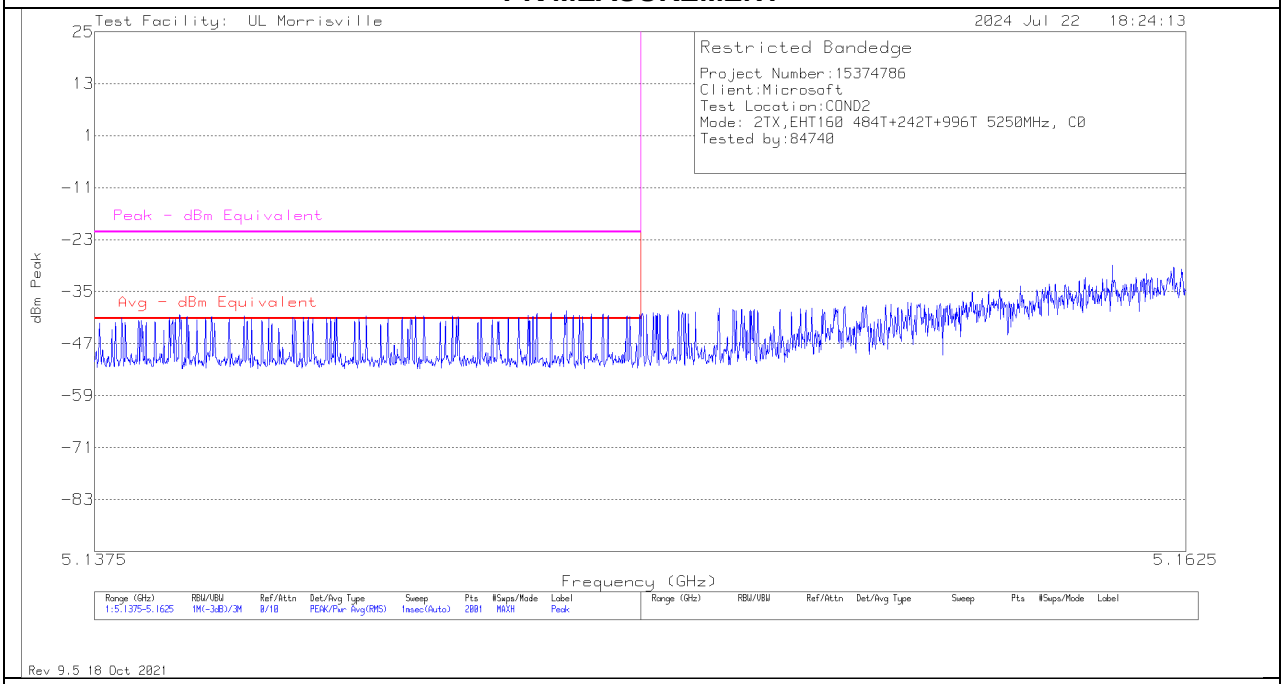

AVERAGE MEASUREMENT

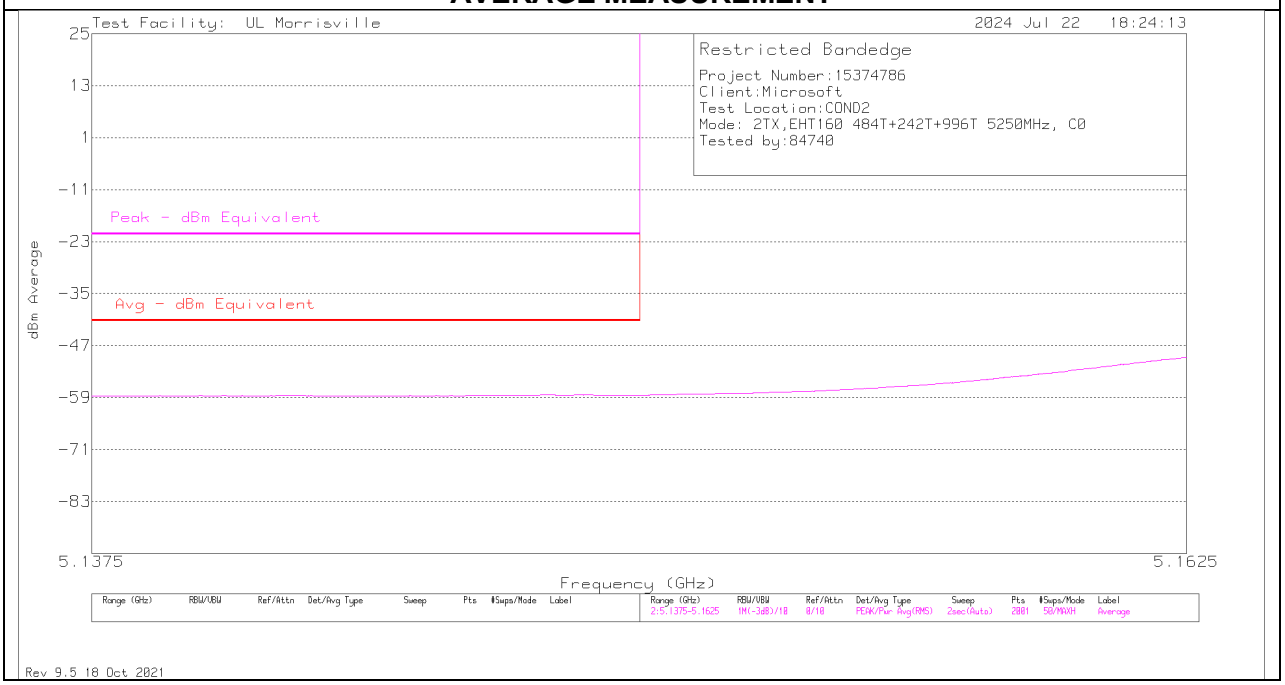

UL LLC
12 Laboratory Drive, Research Triangle Park, NC 27709; USA TEL:(919)549-1400

This report shall not be reproduced except in full, without the written approval of UL LLC

SUMMED BANDEDGE DATA (Pk) Fast Method

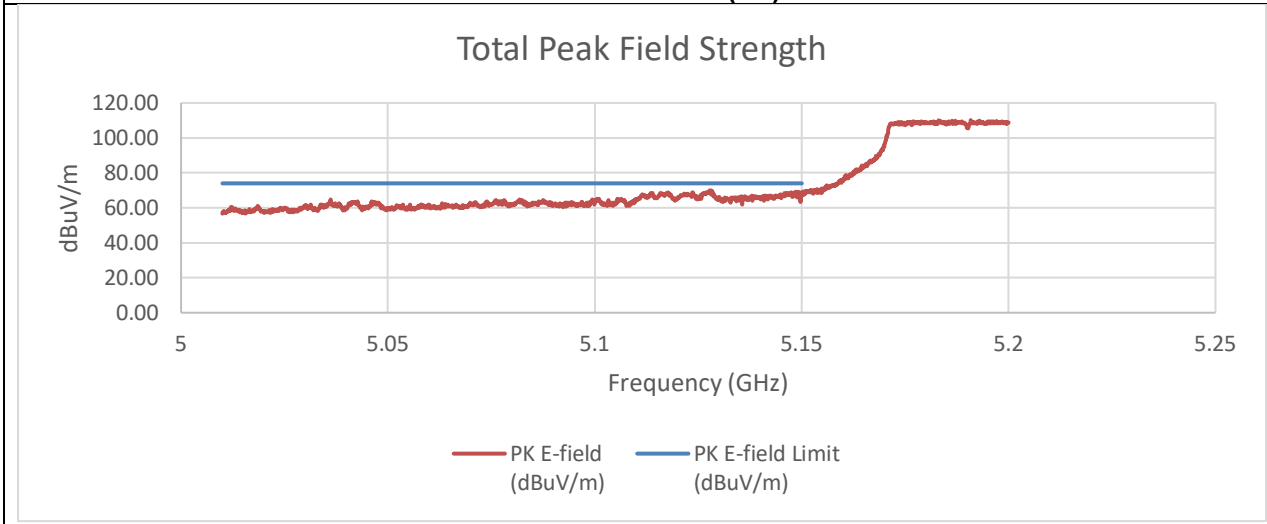

SUMMED BANDEDGE DATA (Av) Fast Method

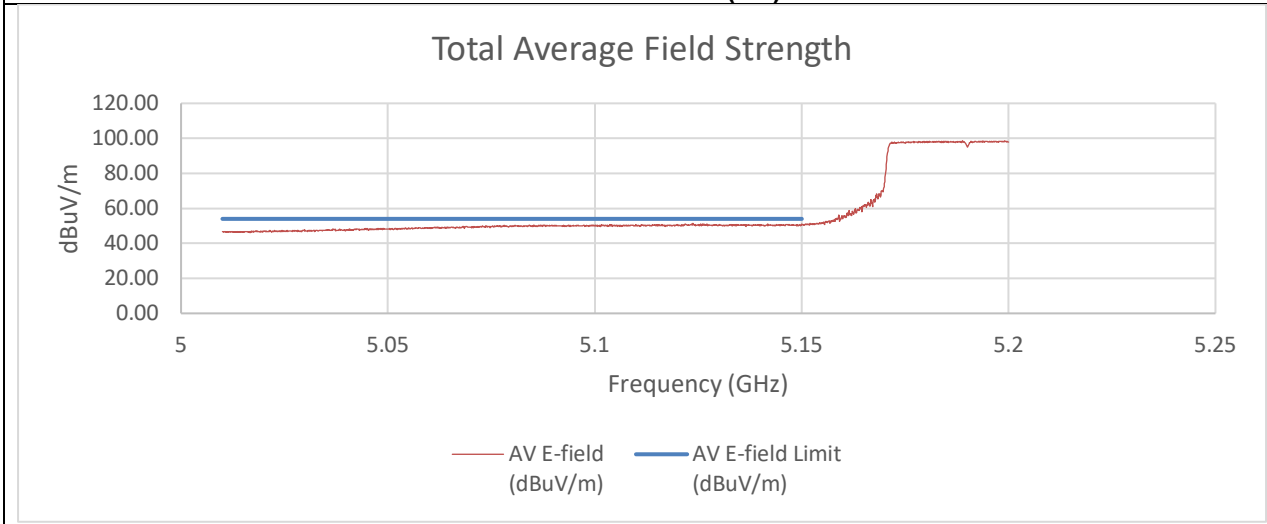

UL LLC
12 Laboratory Drive, Research Triangle Park, NC 27709; USA TEL:(919)549-1400

This report shall not be reproduced except in full, without the written approval of UL LLC

SUMMED BANDEDGE DATA (Pk) Slow Sweep

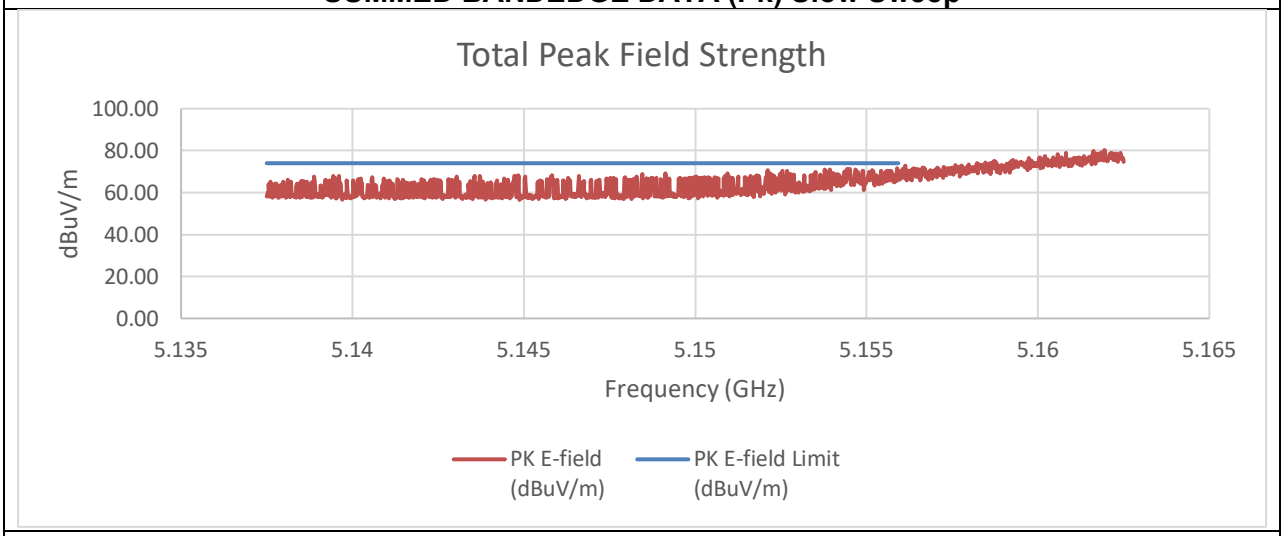

SUMMED BANDEDGE DATA (Av) Slow Sweep

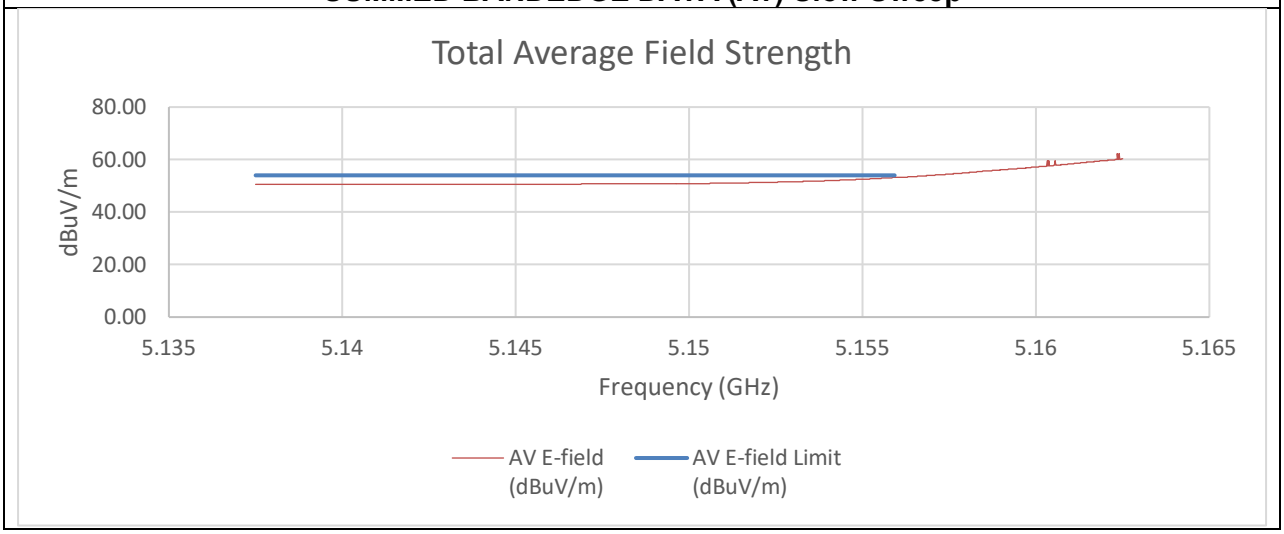

Summed Pk and Av Data at Restricted Band

Frequency (GHz)	PK Reading C1 (dBm)	PK Reading C2 (dBm)	PK EIRP (dBm)	PK E-field (dBuV/m)	PK E-field Limit (dBuV/m)	Margin (dB)
5.15	-50.09	-52.54	-36.46	58.79	74.00	-15.21
Frequency (GHz)	**AV Reading C1 (dBm)**	**AV Reading C2 (dBm)**	**AV EIRP (dBm)**	**AV E-field (dBuV/m)**	**AV E-field Limit (dBuV/m)**	**Margin (dB)**
5.15	-58.46	-59.88	-44.43	50.83	54.00	-3.17

An array gain of 11.67 dBi was used in the calculation of the summed data. Fast sweep was performed just to show that no other emissions existed outside of the frequencies observed by the slow sweep measurement.

UL LLC
12 Laboratory Drive, Research Triangle Park, NC 27709; USA TEL:(919)549-1400
This report shall not be reproduced except in full, without the written approval of UL LLC

2TX CHAIN 0 + CHAIN 1 MODE (High Gain) High BE 5250 MHz

PK MEASUREMENT

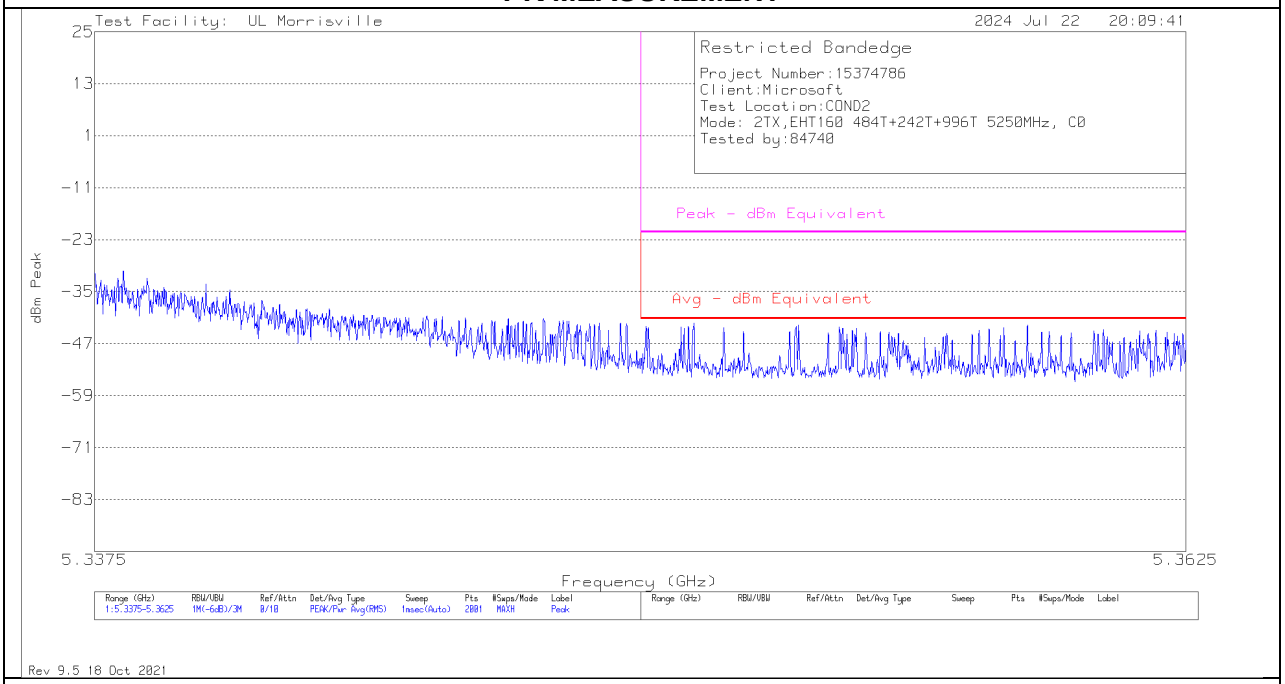

AVERAGE MEASUREMENT

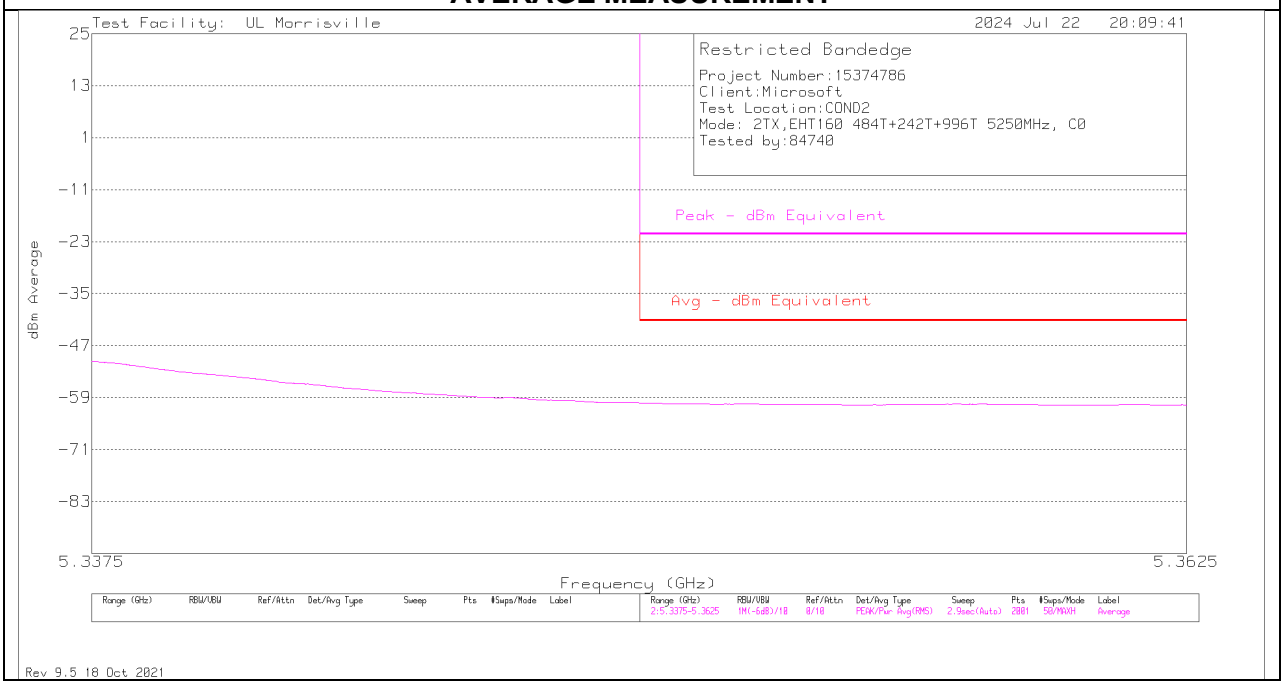

UL LLC
12 Laboratory Drive, Research Triangle Park, NC 27709; USA TEL:(919)549-1400

This report shall not be reproduced except in full, without the written approval of UL LLC

SUMMED BANDEDGE DATA (Pk) Fast Method

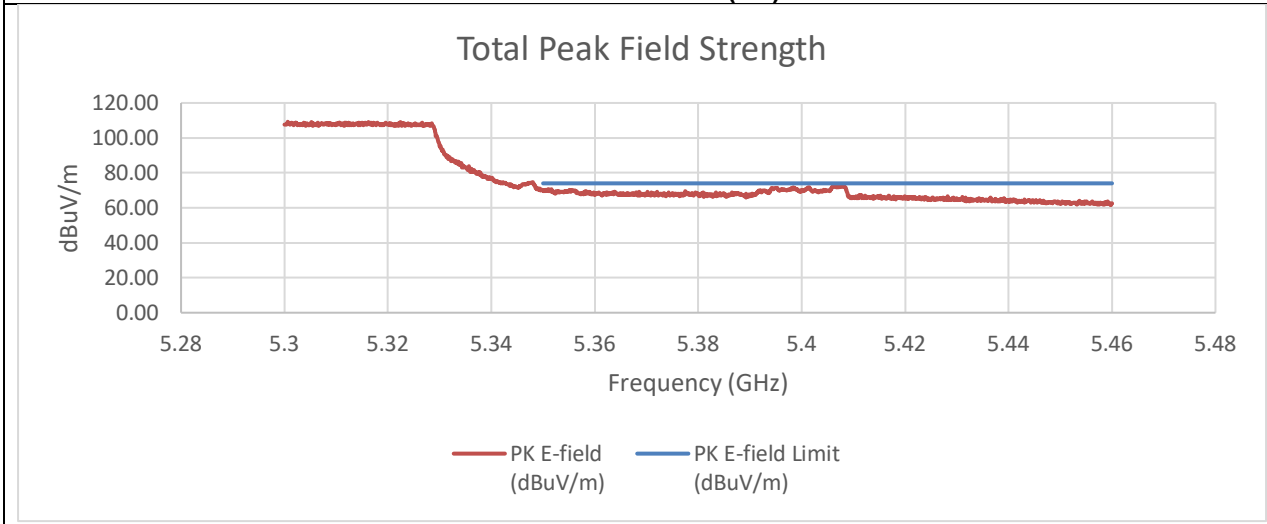

SUMMED BANDEDGE DATA (Av) Fast Method

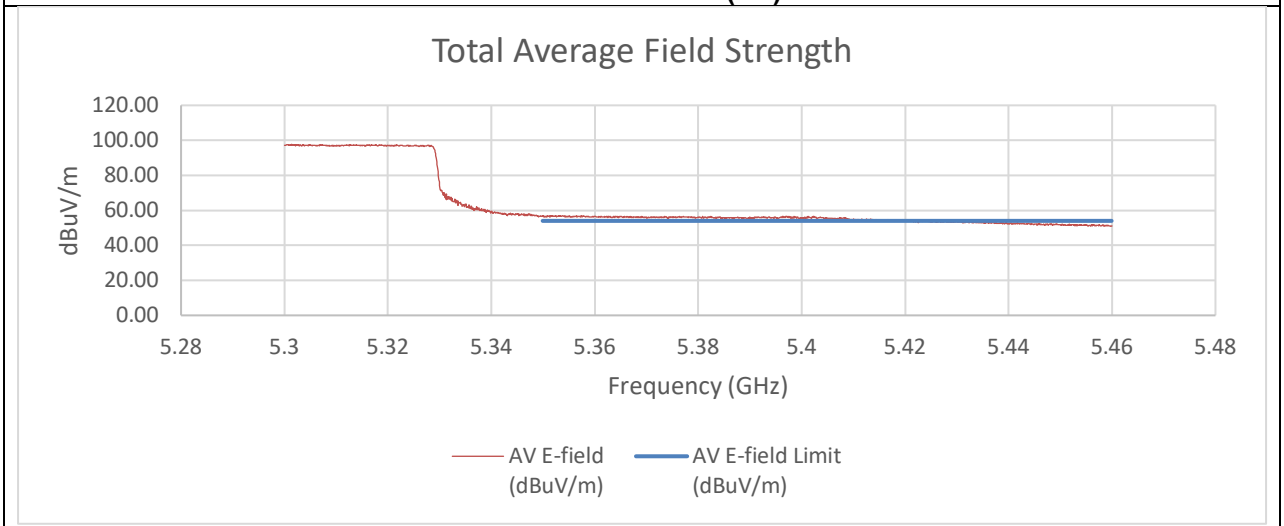

UL LLC
12 Laboratory Drive, Research Triangle Park, NC 27709; USA TEL:(919)549-1400

This report shall not be reproduced except in full, without the written approval of UL LLC

SUMMED BANDEDGE DATA (Pk) Slow Sweep

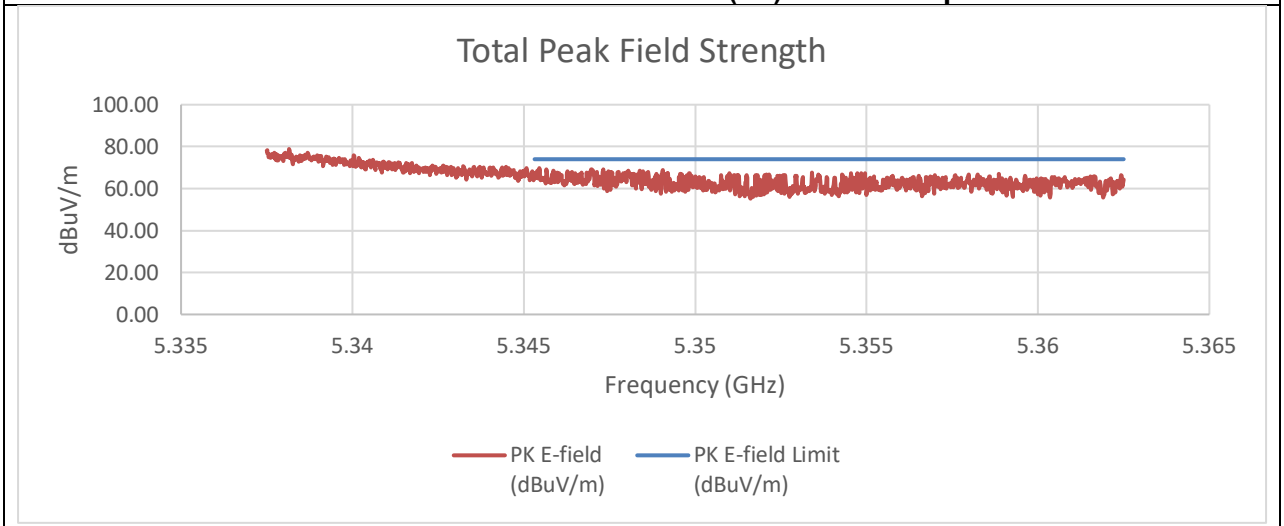

SUMMED BANDEDGE DATA (Av) Slow Sweep

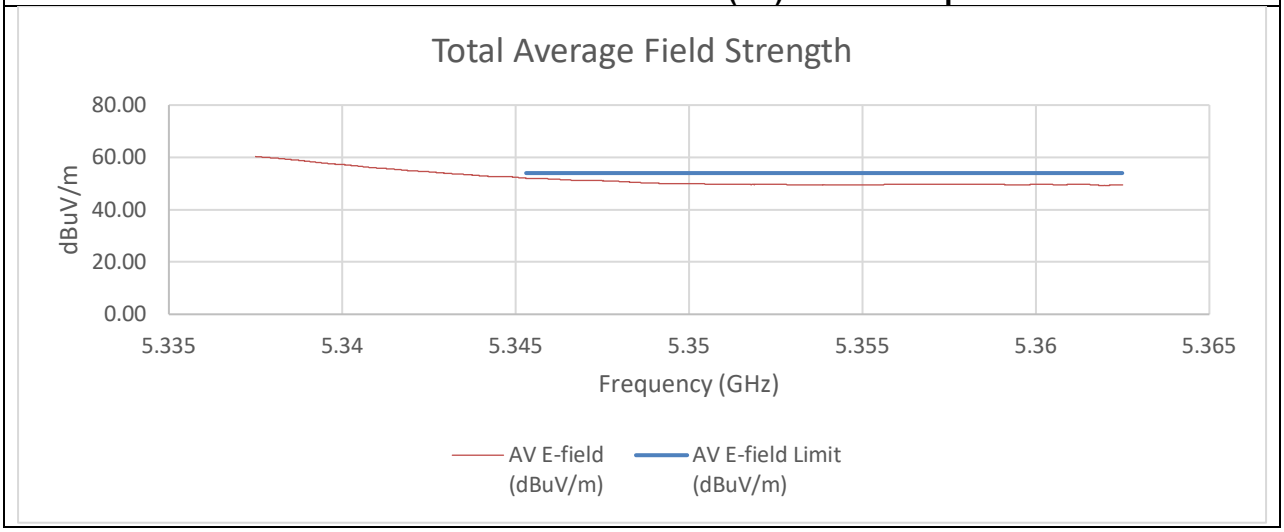

Summed Pk and Av Data at Restricted Band

Frequency (GHz)	PK Reading C1 (dBm)	PK Reading C2 (dBm)	PK EIRP (dBm)	PK E-field (dBuV/m)	PK E-field Limit (dBuV/m)	Margin (dB)
5.35	-50.38	-41.56	-29.35	65.90	74.00	-8.10
Frequency (GHz)	**AV Reading C1 (dBm)**	**AV Reading C2 (dBm)**	**AV EIRP (dBm)**	**AV E-field (dBuV/m)**	**AV E-field Limit (dBuV/m)**	**Margin (dB)**
5.35	-60.27	-59.80	-45.35	49.91	54.00	-4.09

An array gain of 11.67 dBi was used in the calculation of the summed data. Fast sweep was performed just to show that no other emissions existed outside of the frequencies observed by the slow sweep measurement.

UL LLC
12 Laboratory Drive, Research Triangle Park, NC 27709; USA TEL:(919)549-1400
This report shall not be reproduced except in full, without the written approval of UL LLC

TX ABOVE 1 GHz 802.11be EHT160 996T+242T+484T (N) 0x10 MODE IN THE 5.2/5.3 GHz BAND

2TX CHAIN 0 + CHAIN 1 MODE (Low Gain) Low BE 5250 MHz

SUMMED BANDEDGE DATA (Pk) Fast Method

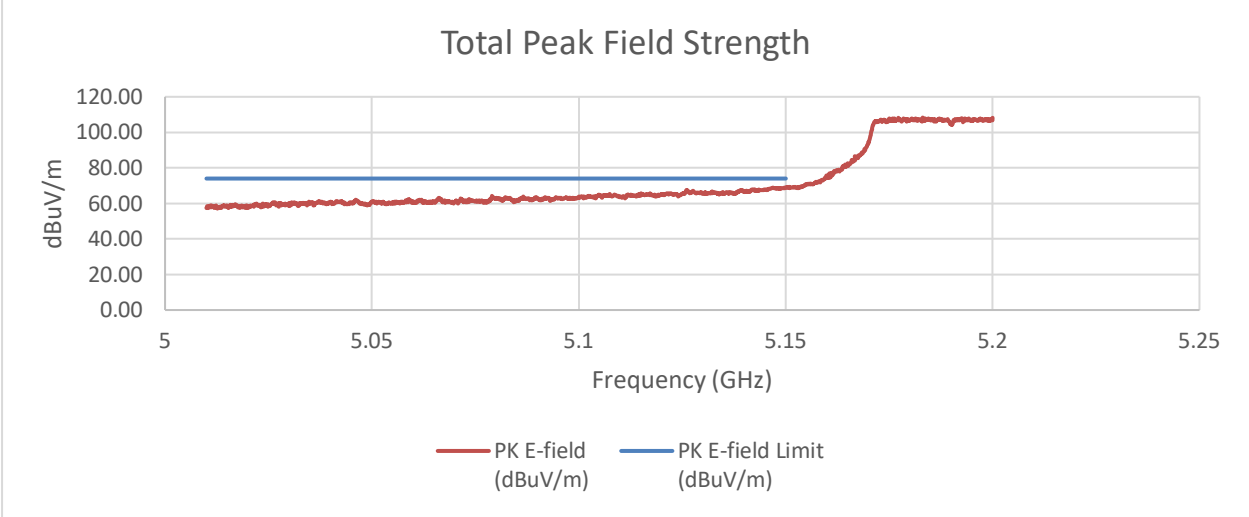

SUMMED BANDEDGE DATA (Av) Fast Method

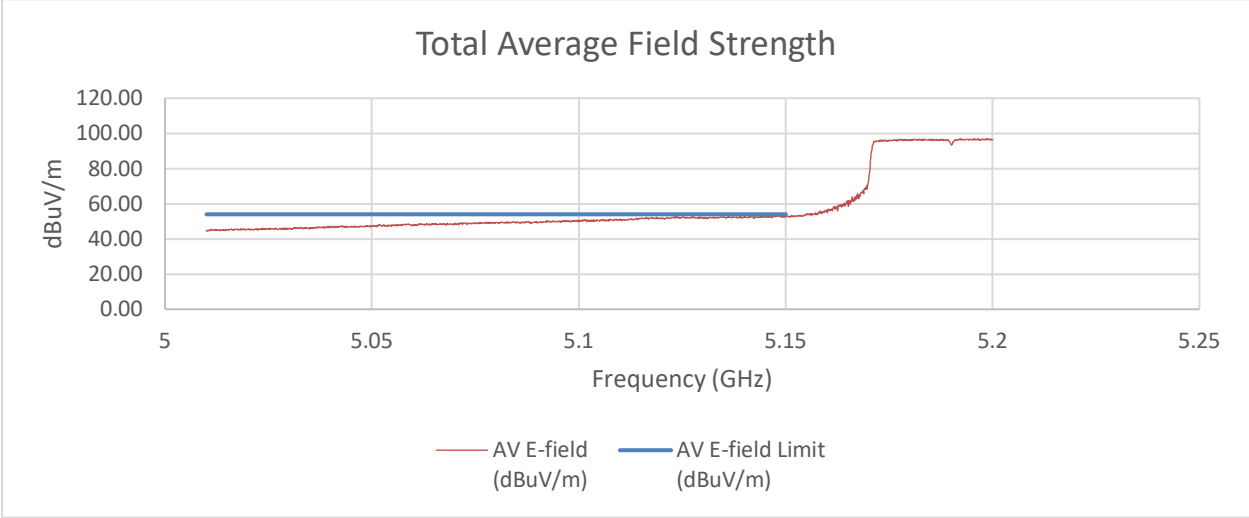

UL LLC
12 Laboratory Drive, Research Triangle Park, NC 27709; USA TEL:(919)549-1400
This report shall not be reproduced except in full, without the written approval of UL LLC

SUMMED BANDEDGE DATA (Pk) Slow Sweep

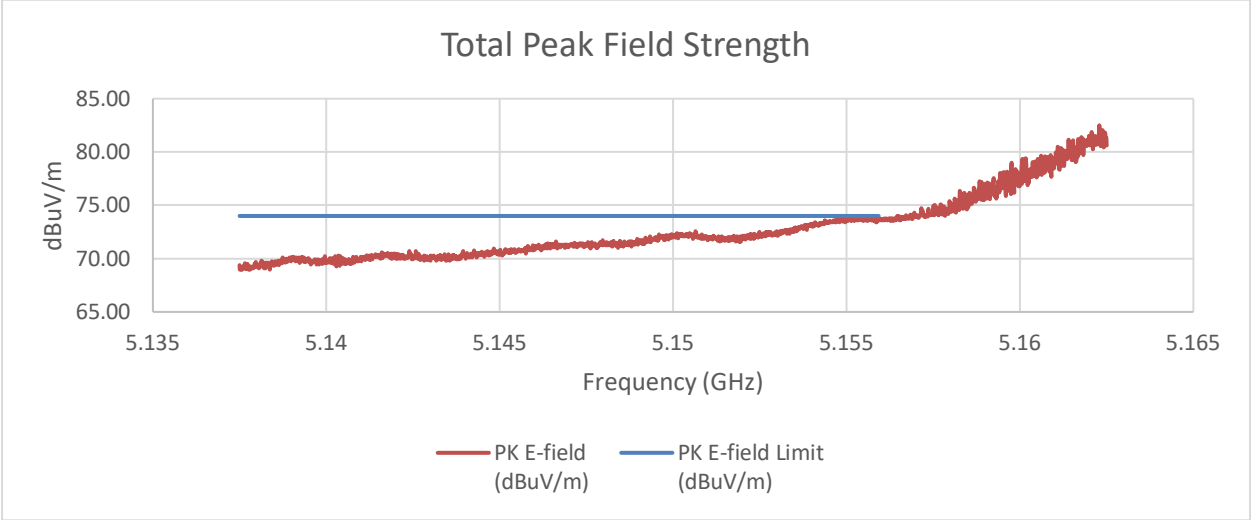

SUMMED BANDEDGE DATA (Av) Slow Sweep

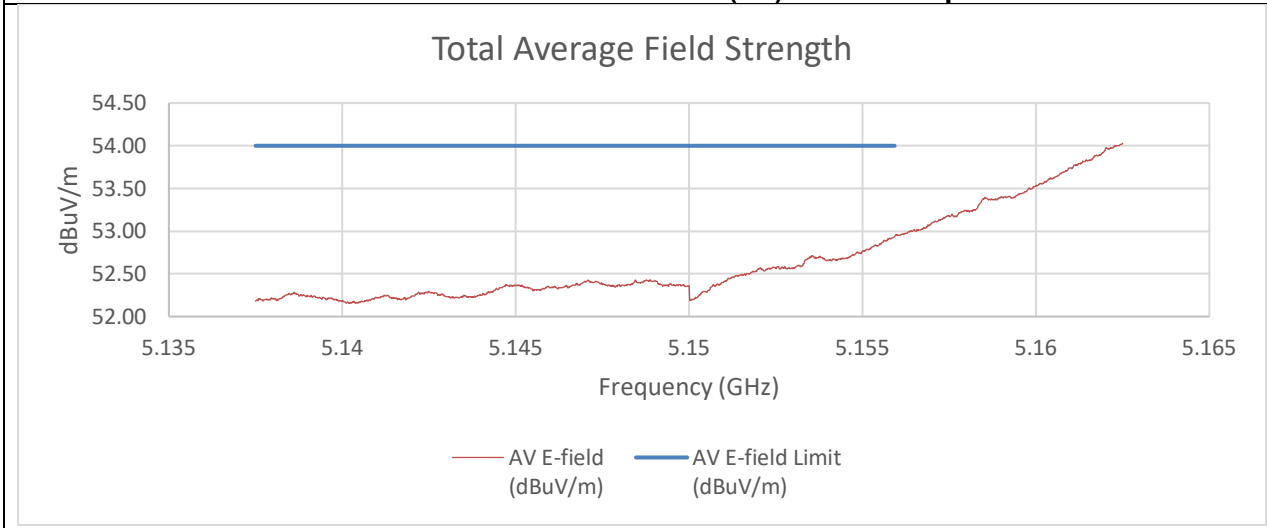

Summed Pk and Av Data at Restricted Band

Frequency (GHz)	PK Reading C1 (dBm)	PK Reading C2 (dBm)	PK EIRP (dBm)	PK E-field (dBuV/m)	PK E-field Limit (dBuV/m)	Margin (dB)
5.15	-33.55	-35.23	-23.09	72.17	74.00	-1.83
Frequency (GHz)	**AV Reading C1 (dBm)**	**AV Reading C2 (dBm)**	**AV EIRP (dBm)**	**AV E-field (dBuV/m)**	**AV E-field Limit (dBuV/m)**	**Margin (dB)**
5.15	-55.77	-52.92	-42.89	52.36	54.00	-1.64

An array gain of 8.21 dBi was used in the calculation of the summed data. Fast sweep was performed just to show that no other emissions existed outside of the frequencies observed by the slow sweep measurement.

UL LLC
12 Laboratory Drive, Research Triangle Park, NC 27709; USA TEL:(919)549-1400
This report shall not be reproduced except in full, without the written approval of UL LLC

2TX CHAIN 0 + CHAIN 1 MODE (Low Gain) High BE 5250 MHz

SUMMED BANDEDGE DATA (Pk) Fast Method

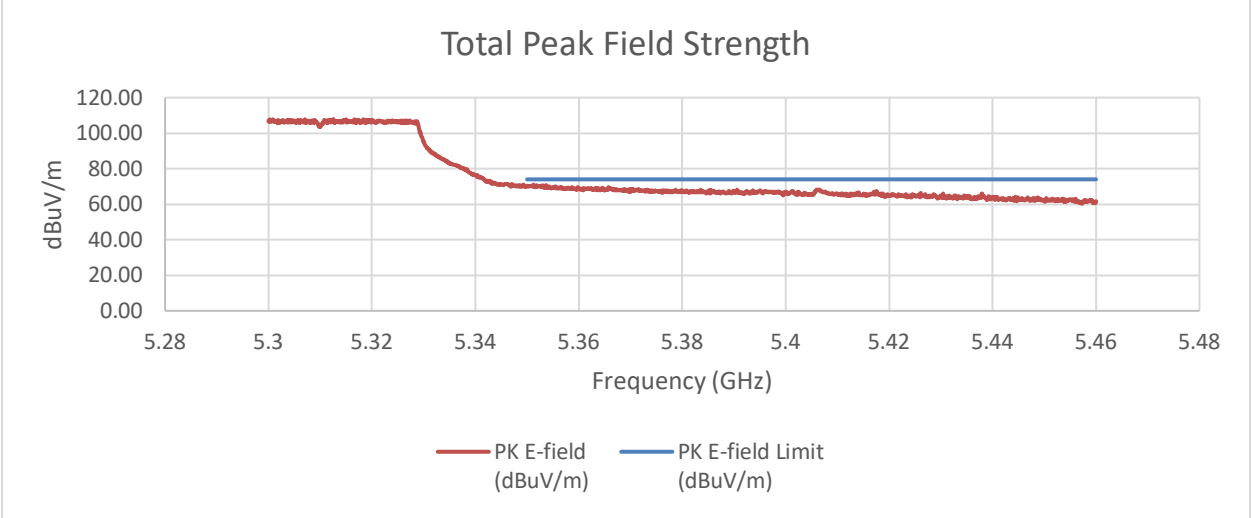

SUMMED BANDEDGE DATA (Av) Fast Method

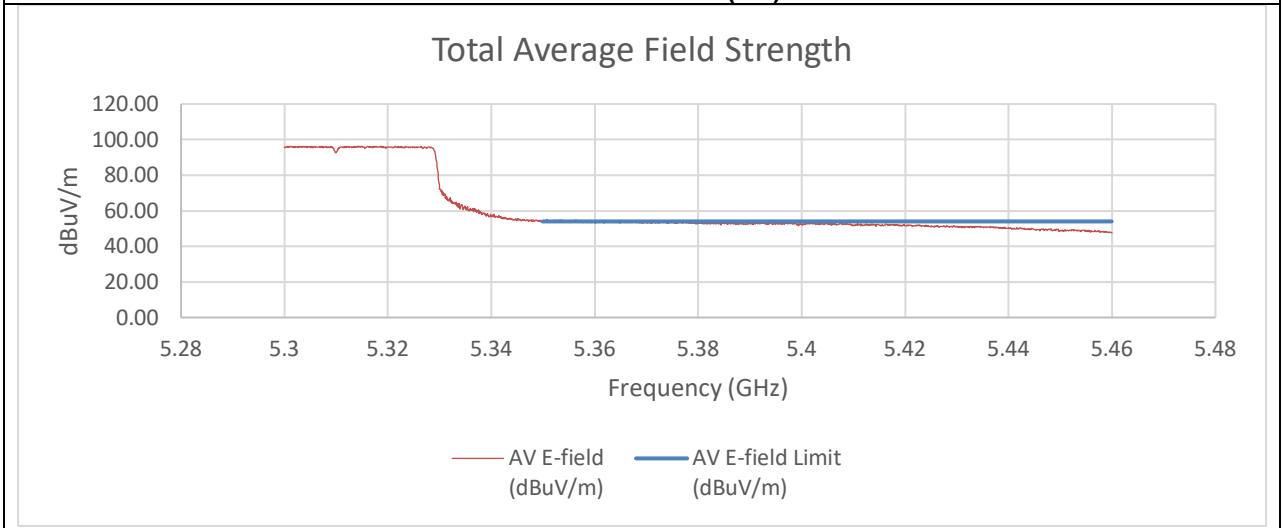

UL LLC
12 Laboratory Drive, Research Triangle Park, NC 27709; USA TEL:(919)549-1400
This report shall not be reproduced except in full, without the written approval of UL LLC

SUMMED BANDEDGE DATA (Pk) Slow Sweep

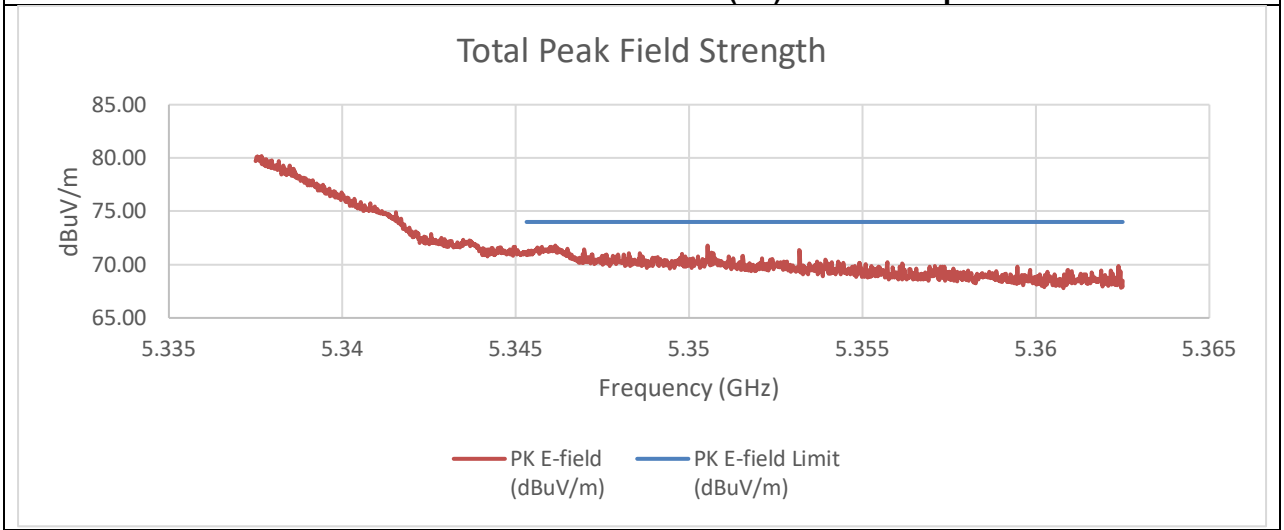

SUMMED BANDEDGE DATA (Av) Slow Sweep

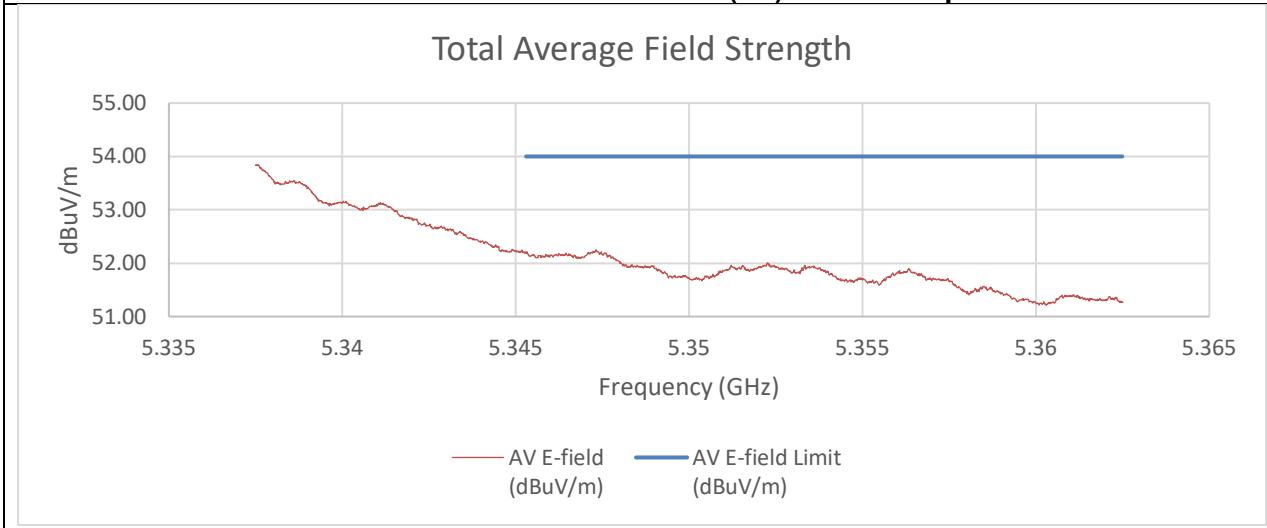

Summed Pk and Av Data at Restricted Band

Frequency (GHz)	PK Reading C1 (dBm)	PK Reading C2 (dBm)	PK EIRP (dBm)	PK E-field (dBuV/m)	PK E-field Limit (dBuV/m)	Margin (dB)
5.35	-35.15	-37.05	-24.78	70.48	74.00	-3.52
Frequency (GHz)	**AV Reading C1 (dBm)**	**AV Reading C2 (dBm)**	**AV EIRP (dBm)**	**AV E-field (dBuV/m)**	**AV E-field Limit (dBuV/m)**	**Margin (dB)**
5.35	-60.27	-52.41	-43.54	51.72	54.00	-2.28

An array gain of 8.21 dBi was used in the calculation of the summed data. Fast sweep was performed just to show that no other emissions existed outside of the frequencies observed by the slow sweep measurement.

UL LLC
12 Laboratory Drive, Research Triangle Park, NC 27709; USA TEL:(919)549-1400
This report shall not be reproduced except in full, without the written approval of UL LLC

2TX CHAIN 0 + CHAIN 1 MODE (Mid Gain) Low BE 5250 MHz

SUMMED BANDEDGE DATA (Pk) Fast Method

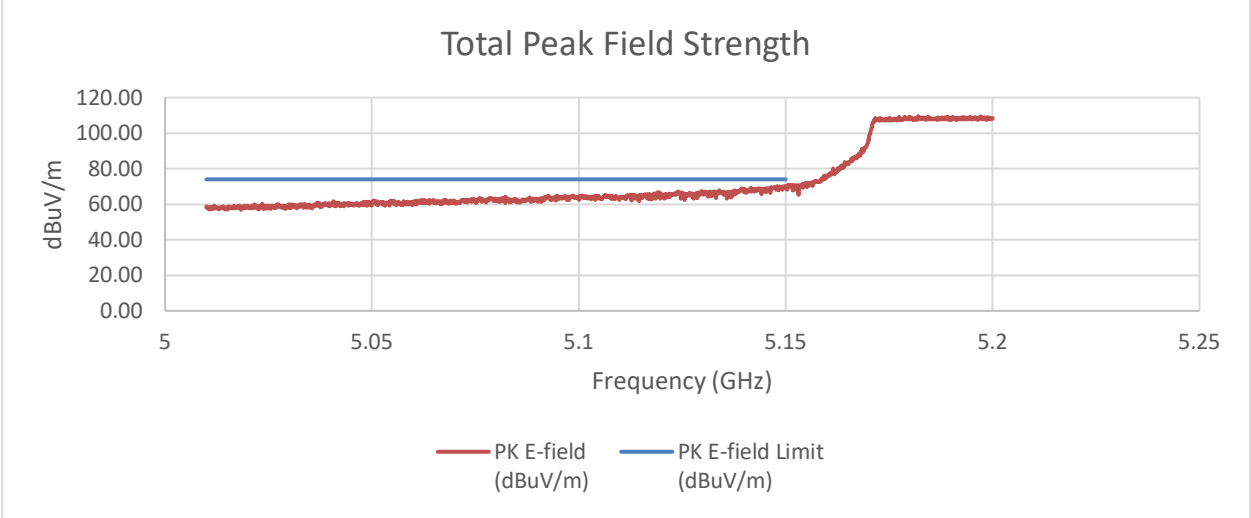

SUMMED BANDEDGE DATA (Av) Fast Method

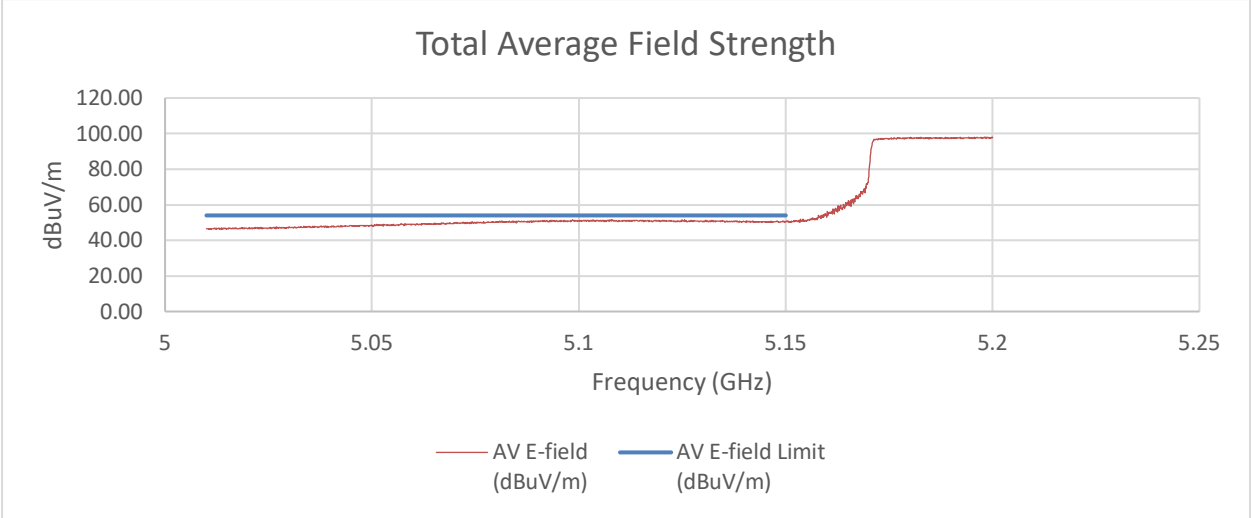

UL LLC
12 Laboratory Drive, Research Triangle Park, NC 27709; USA TEL:(919)549-1400
This report shall not be reproduced except in full, without the written approval of UL LLC

SUMMED BANDEDGE DATA (Pk) Slow Sweep

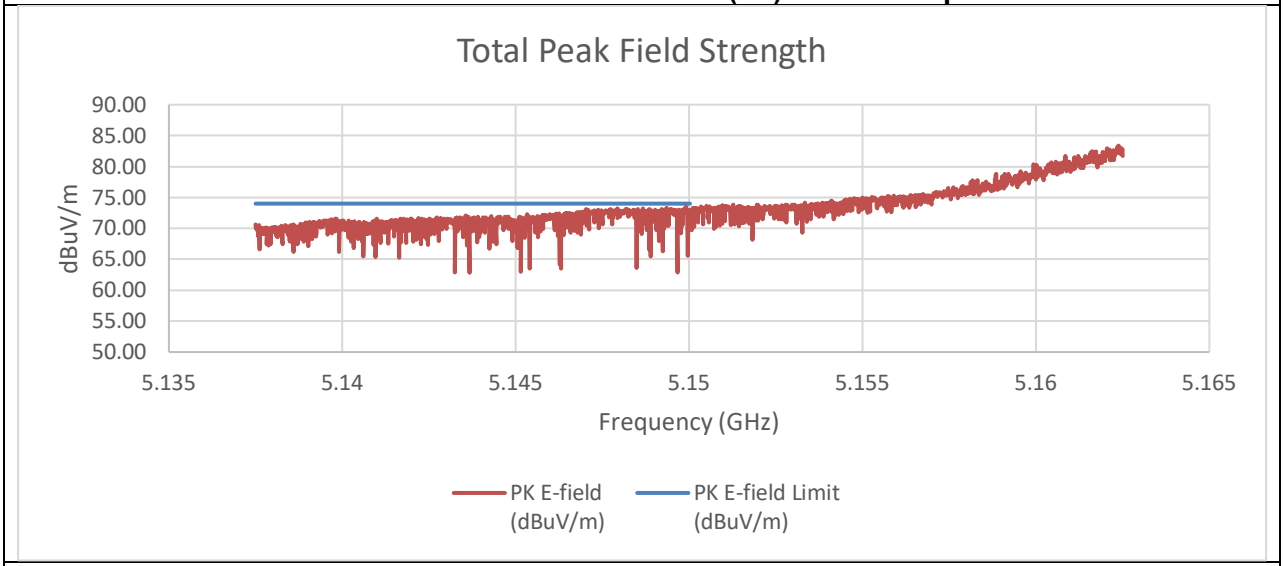

SUMMED BANDEDGE DATA (Av) Slow Sweep

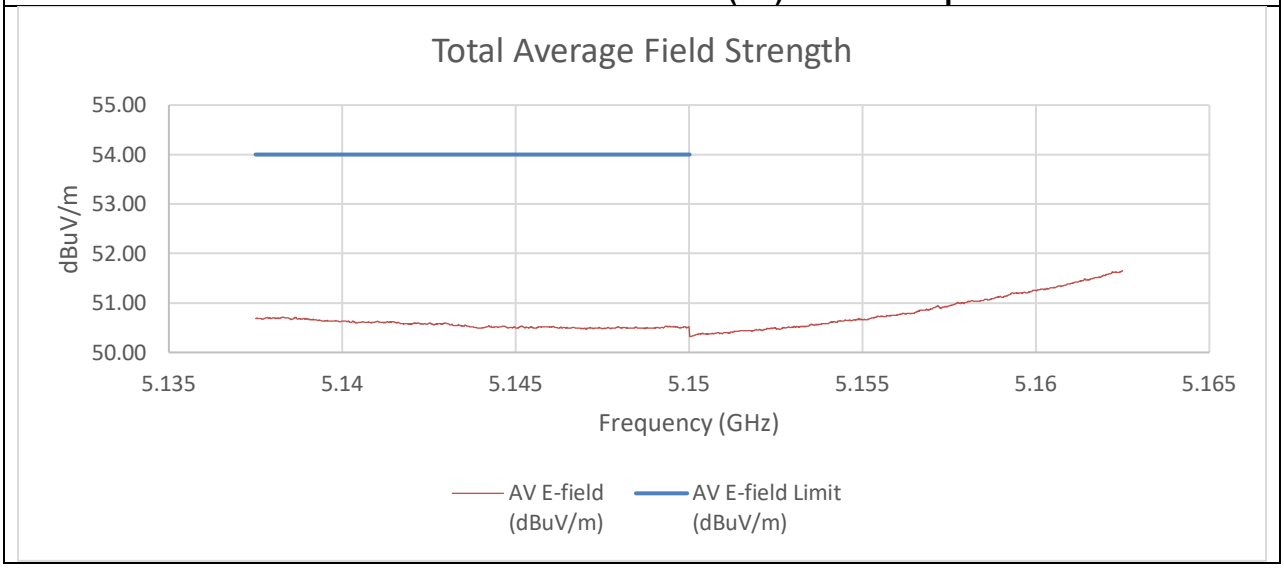

Summed Pk and Av Data at Restricted Band

Frequency (GHz)	PK Reading C1 (dBm)	PK Reading C2 (dBm)	PK EIRP (dBm)	PK E-field (dBuV/m)	PK E-field Limit (dBuV/m)	Margin (dB)
5.15	-35.20	-36.31	-22.40	72.86	74.00	-1.14
Frequency (GHz)	**AV Reading C1 (dBm)**	**AV Reading C2 (dBm)**	**AV EIRP (dBm)**	**AV E-field (dBuV/m)**	**AV E-field Limit (dBuV/m)**	**Margin (dB)**
5.15	-58.23	-57.90	-44.74	50.52	54.00	-3.48

An array gain of 10.31 dBi was used in the calculation of the summed data. Fast sweep was performed just to show that no other emissions existed outside of the frequencies observed by the slow sweep measurement.

UL LLC
12 Laboratory Drive, Research Triangle Park, NC 27709; USA TEL:(919)549-1400
This report shall not be reproduced except in full, without the written approval of UL LLC

2TX CHAIN 0 + CHAIN 1 MODE (Mid Gain) High BE 5250 MHz

SUMMED BANDEDGE DATA (Pk) Fast Method

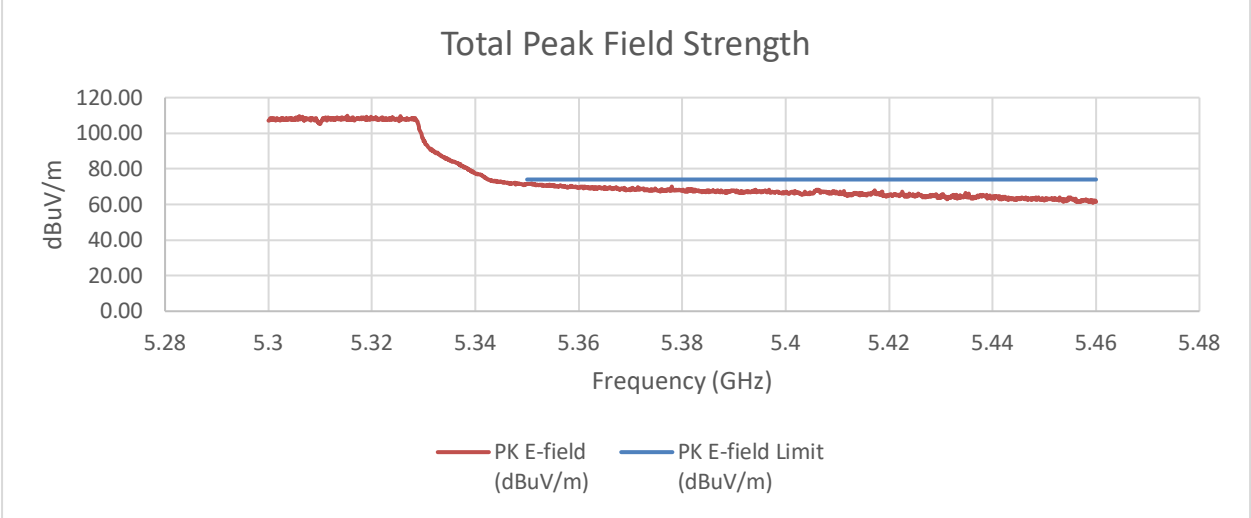

SUMMED BANDEDGE DATA (Av) Fast Method

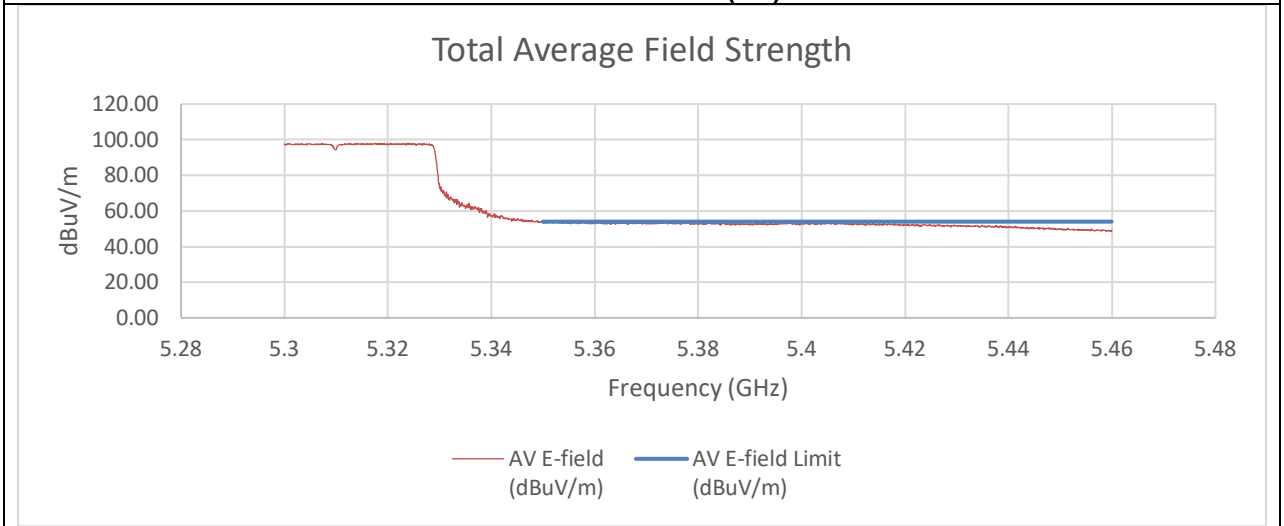

UL LLC
12 Laboratory Drive, Research Triangle Park, NC 27709; USA TEL:(919)549-1400
This report shall not be reproduced except in full, without the written approval of UL LLC

SUMMED BANDEDGE DATA (Pk) Slow Sweep

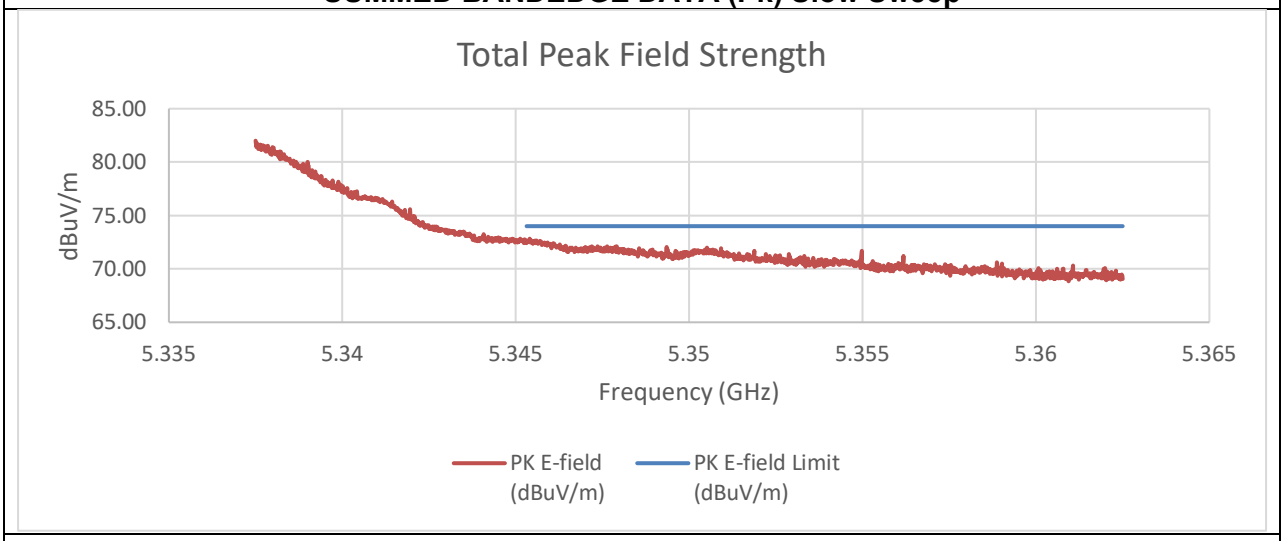

SUMMED BANDEDGE DATA (Av) Slow Sweep

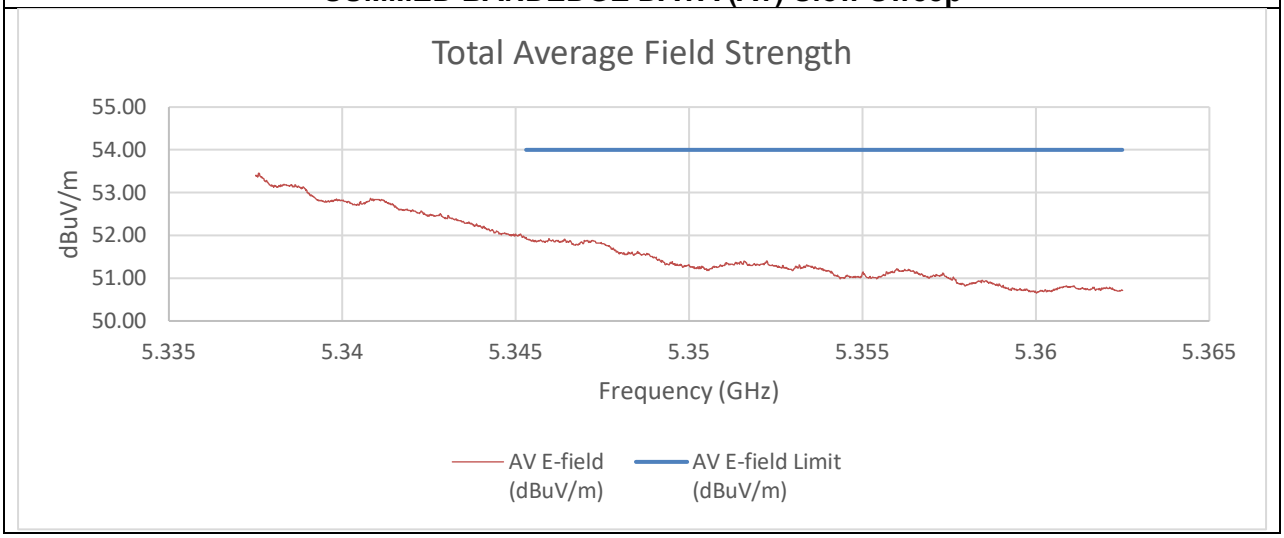

Summed Pk and Av Data at Restricted Band

Frequency (GHz)	PK Reading C1 (dBm)	PK Reading C2 (dBm)	PK EIRP (dBm)	PK E-field (dBuV/m)	PK E-field Limit (dBuV/m)	Margin (dB)
5.35	-35.43	-39.98	-23.81	71.44	74.00	-2.56
Frequency (GHz)	**AV Reading C1 (dBm)**	**AV Reading C2 (dBm)**	**AV EIRP (dBm)**	**AV E-field (dBuV/m)**	**AV E-field Limit (dBuV/m)**	**Margin (dB)**
5.35	-62.15	-55.02	-43.94	51.32	54.00	-2.68

An array gain of 10.31 dBi was used in the calculation of the summed data. Fast sweep was performed just to show that no other emissions existed outside of the frequencies observed by the slow sweep measurement.

UL LLC
12 Laboratory Drive, Research Triangle Park, NC 27709; USA TEL:(919)549-1400
This report shall not be reproduced except in full, without the written approval of UL LLC

2TX CHAIN 0 + CHAIN 1 MODE (High Gain) Low BE 5250 MHz

PK MEASUREMENT

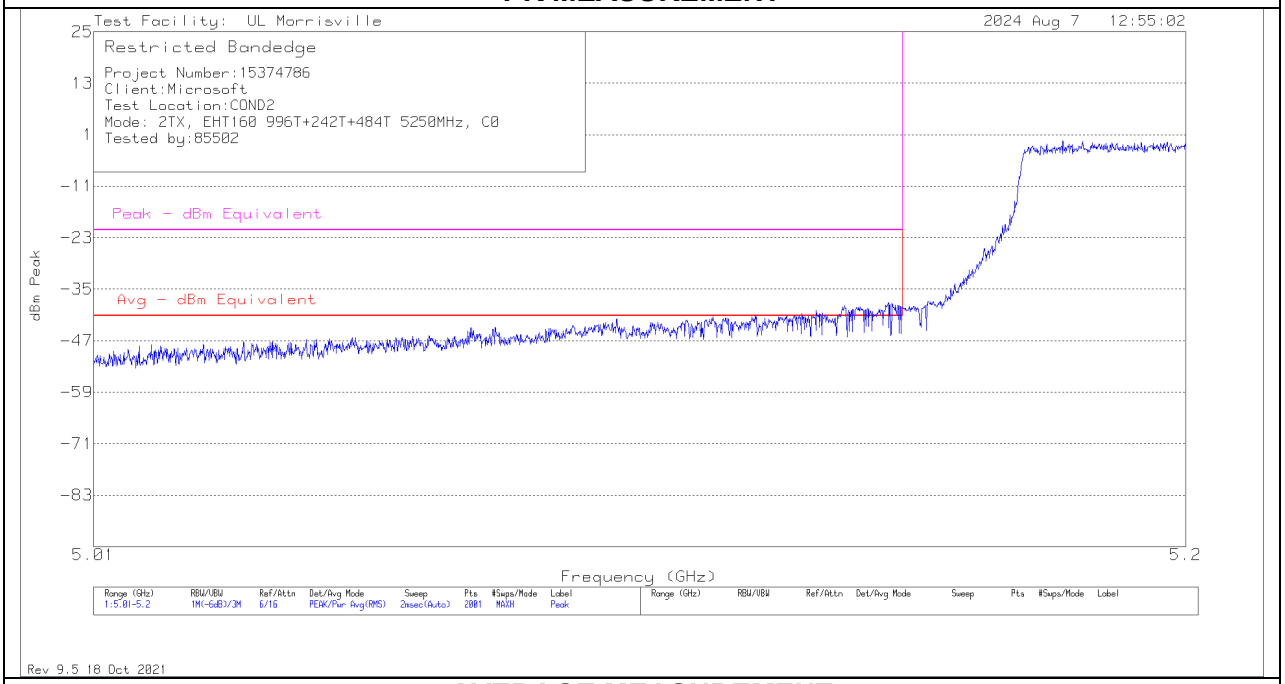

AVERAGE MEASUREMENT

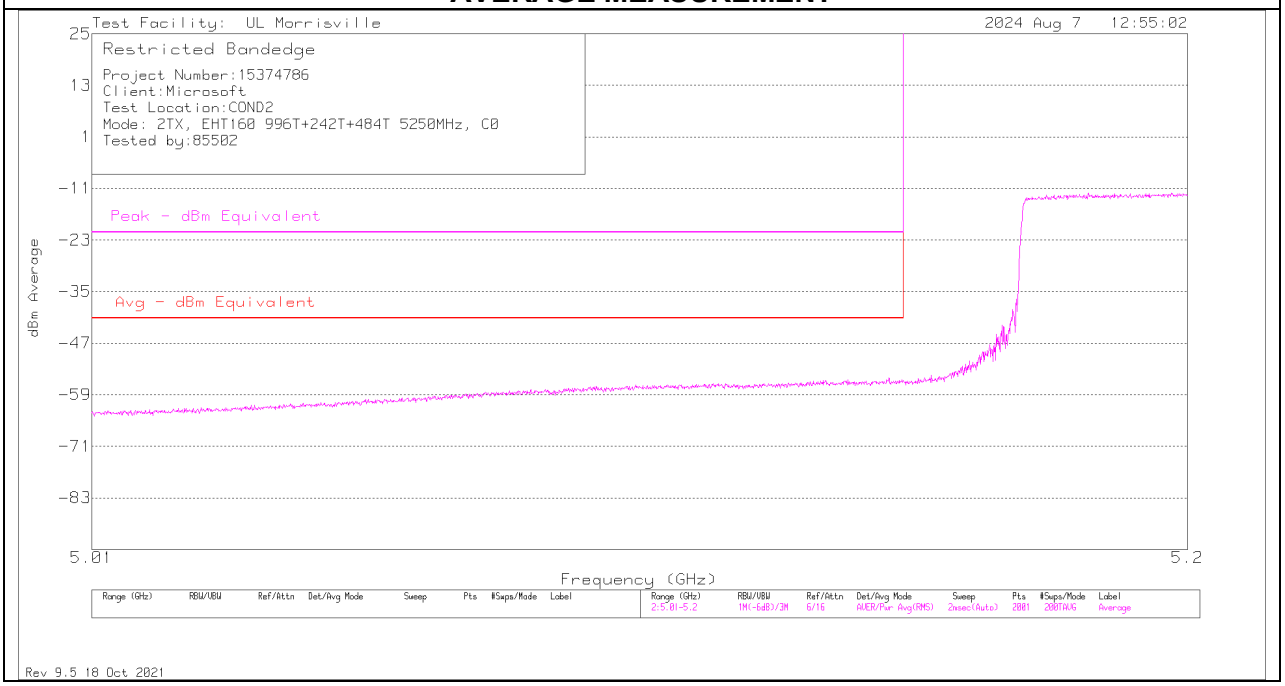

UL LLC
12 Laboratory Drive, Research Triangle Park, NC 27709; USA TEL:(919)549-1400

This report shall not be reproduced except in full, without the written approval of UL LLC

SUMMED BANDEDGE DATA (Pk) Fast Method

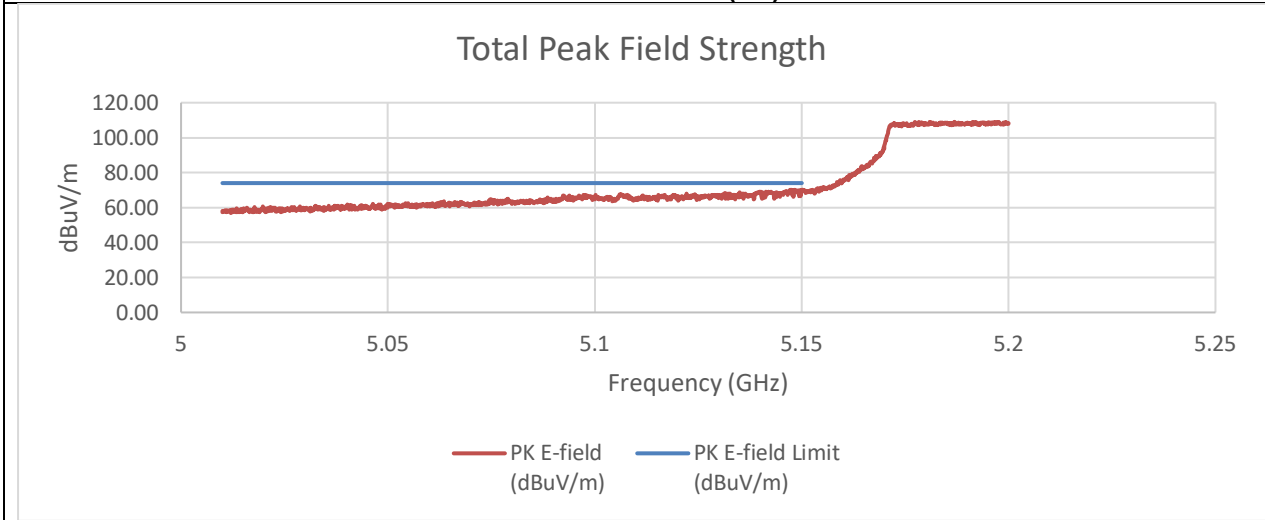

SUMMED BANDEDGE DATA (Av) Fast Method

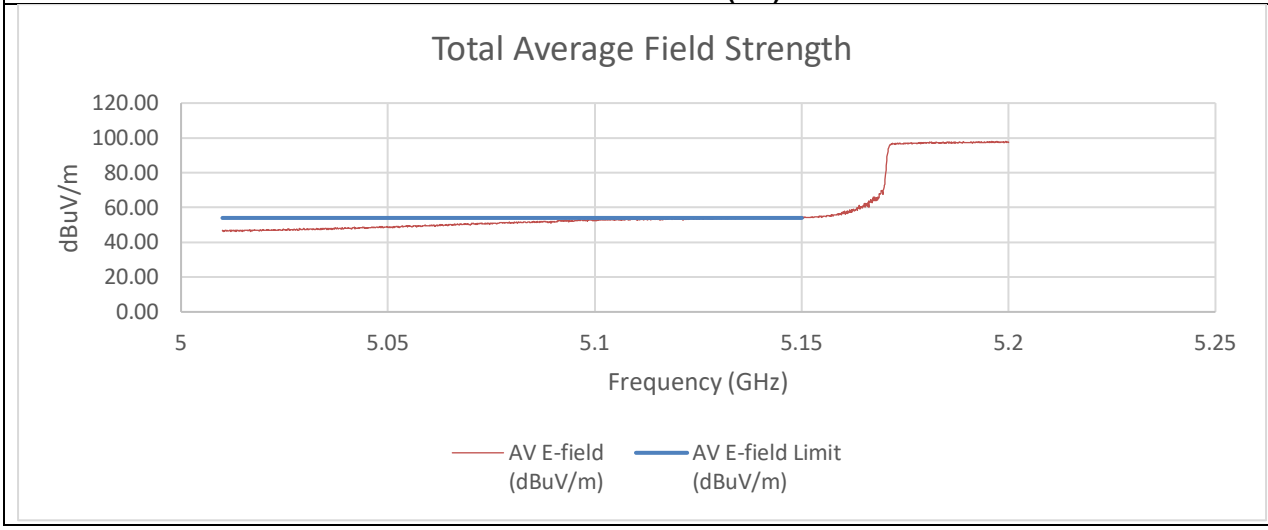

UL LLC
12 Laboratory Drive, Research Triangle Park, NC 27709; USA TEL:(919)549-1400

This report shall not be reproduced except in full, without the written approval of UL LLC

SUMMED BANDEDGE DATA (Pk) Slow Sweep

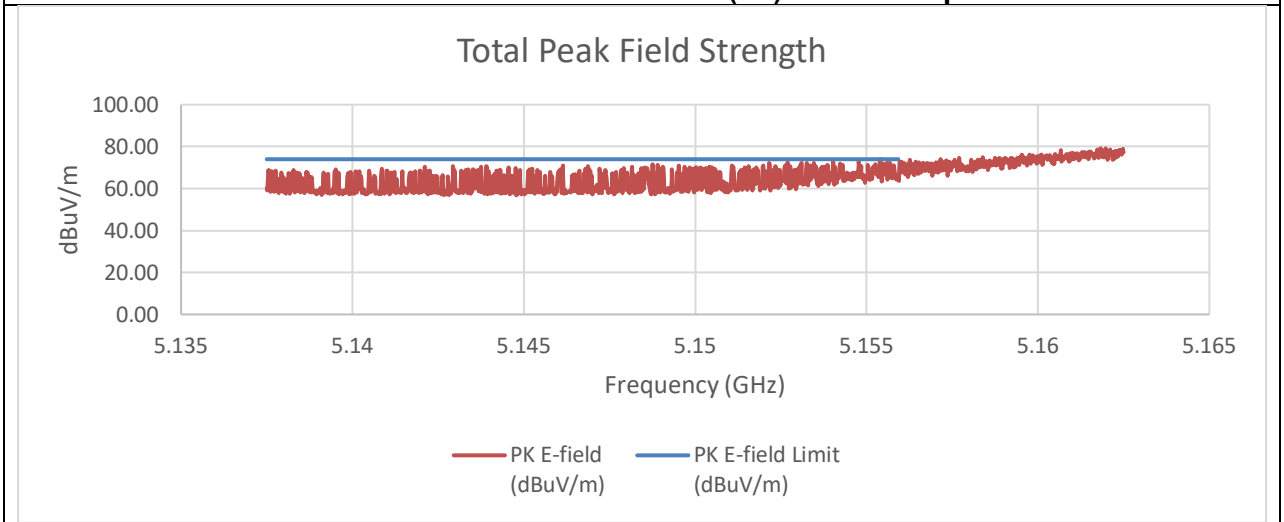

SUMMED BANDEDGE DATA (Av) Slow Sweep

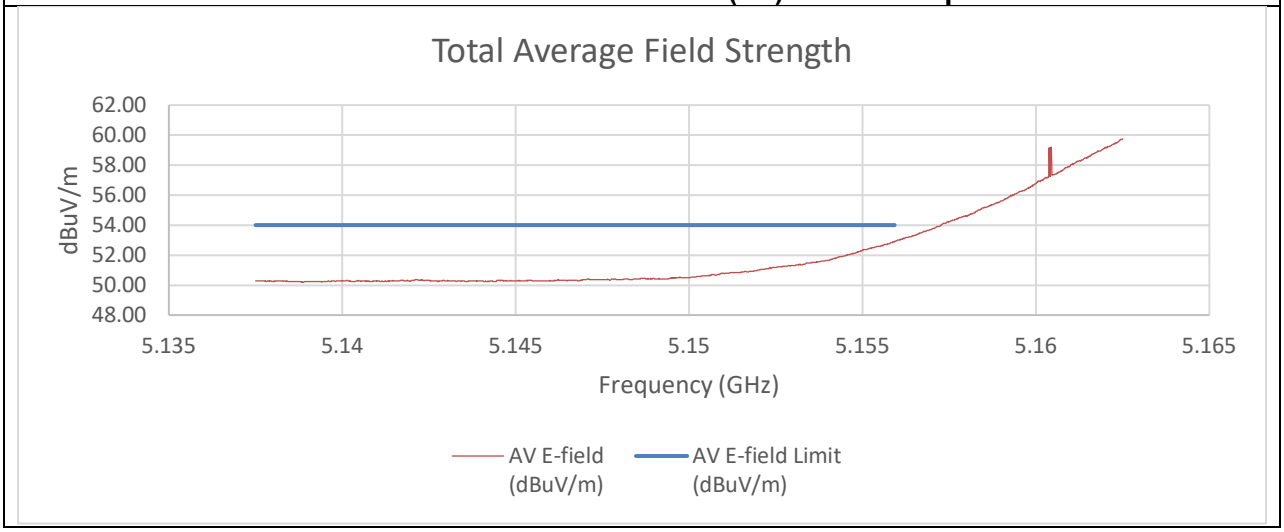

Summed Pk and Av Data at Restricted Band

Frequency (GHz)	PK Reading C1 (dBm)	PK Reading C2 (dBm)	PK EIRP (dBm)	PK E-field (dBuV/m)	PK E-field Limit (dBuV/m)	Margin (dB)
5.15	-37.37	-51.24	-25.53	69.73	74.00	-4.27
Frequency (GHz)	**AV Reading C1 (dBm)**	**AV Reading C2 (dBm)**	**AV EIRP (dBm)**	**AV E-field (dBuV/m)**	**AV E-field Limit (dBuV/m)**	**Margin (dB)**
5.15	-58.91	-60.03	-44.75	50.50	54.00	-3.50

An array gain of 11.67 dBi was used in the calculation of the summed data. Fast sweep was performed just to show that no other emissions existed outside of the frequencies observed by the slow sweep measurement.

UL LLC
12 Laboratory Drive, Research Triangle Park, NC 27709; USA TEL:(919)549-1400
This report shall not be reproduced except in full, without the written approval of UL LLC

2TX CHAIN 0 + CHAIN 1 MODE (High Gain) High BE 5250 MHz

PK MEASUREMENT

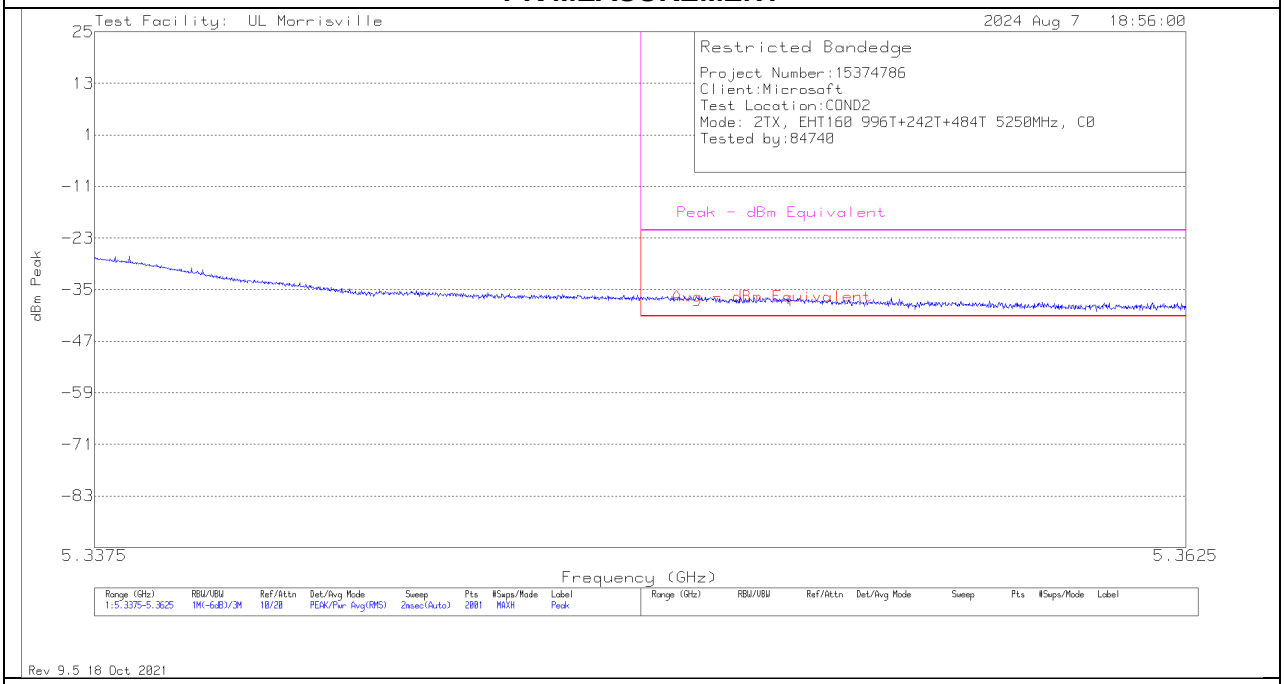

AVERAGE MEASUREMENT

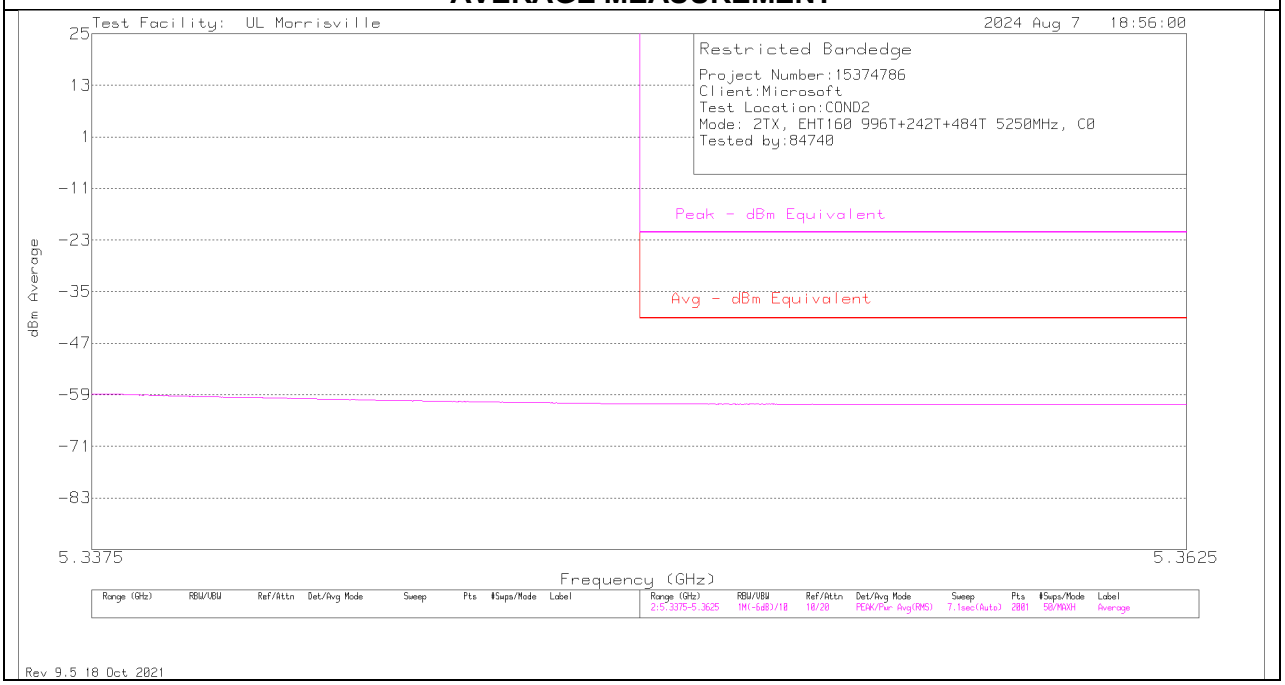

UL LLC
12 Laboratory Drive, Research Triangle Park, NC 27709; USA TEL:(919)549-1400

This report shall not be reproduced except in full, without the written approval of UL LLC

SUMMED BANDEDGE DATA (Pk) Fast Method

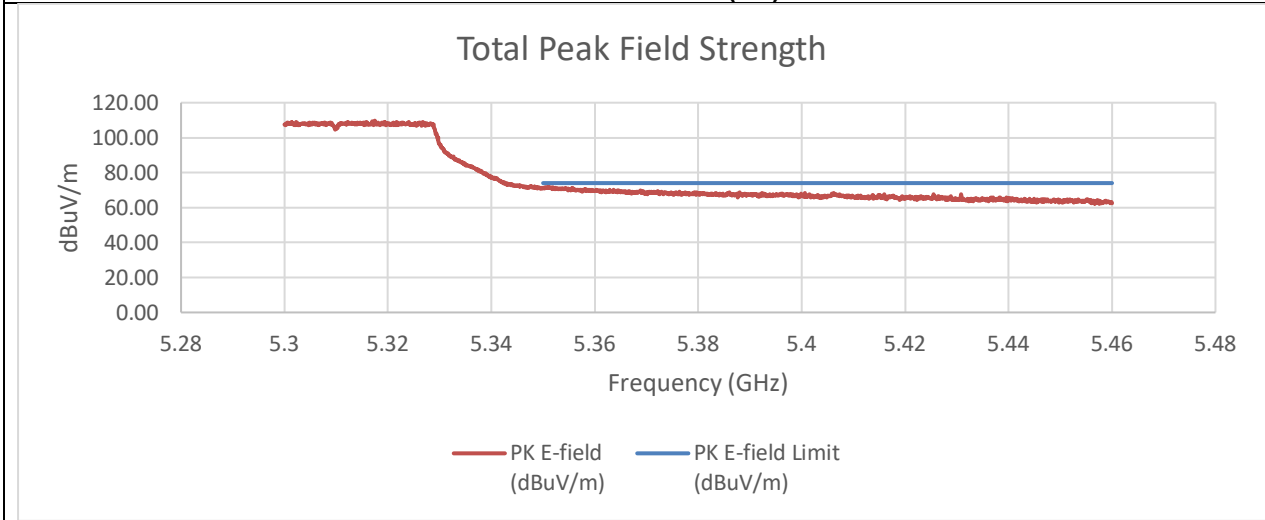

SUMMED BANDEDGE DATA (Av) Fast Method

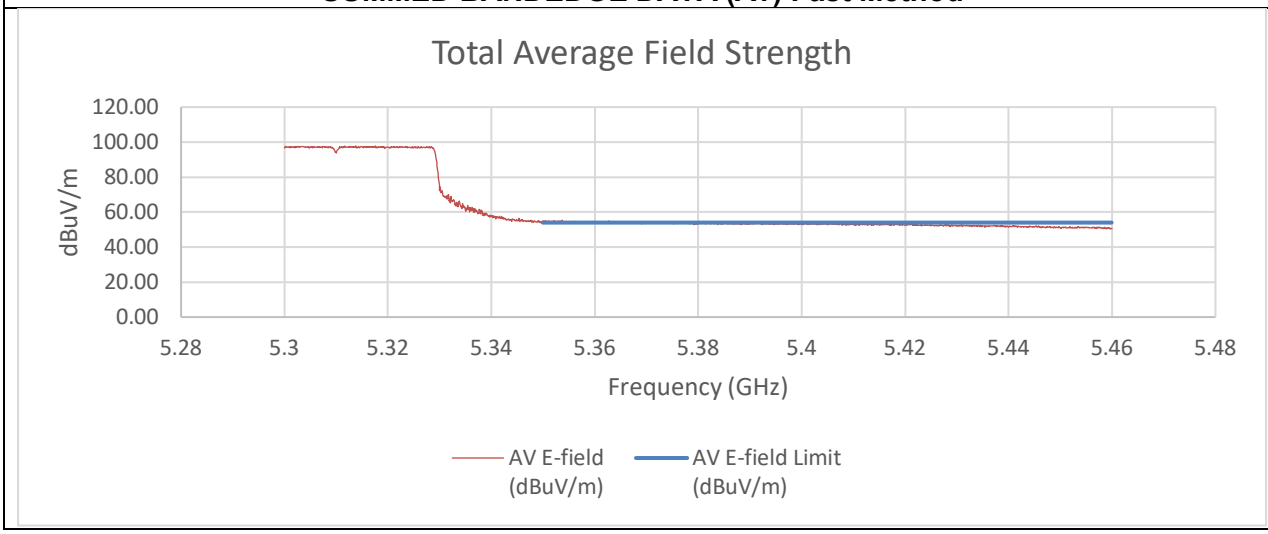

UL LLC
12 Laboratory Drive, Research Triangle Park, NC 27709; USA TEL:(919)549-1400

This report shall not be reproduced except in full, without the written approval of UL LLC

SUMMED BANDEDGE DATA (Pk) Slow Sweep

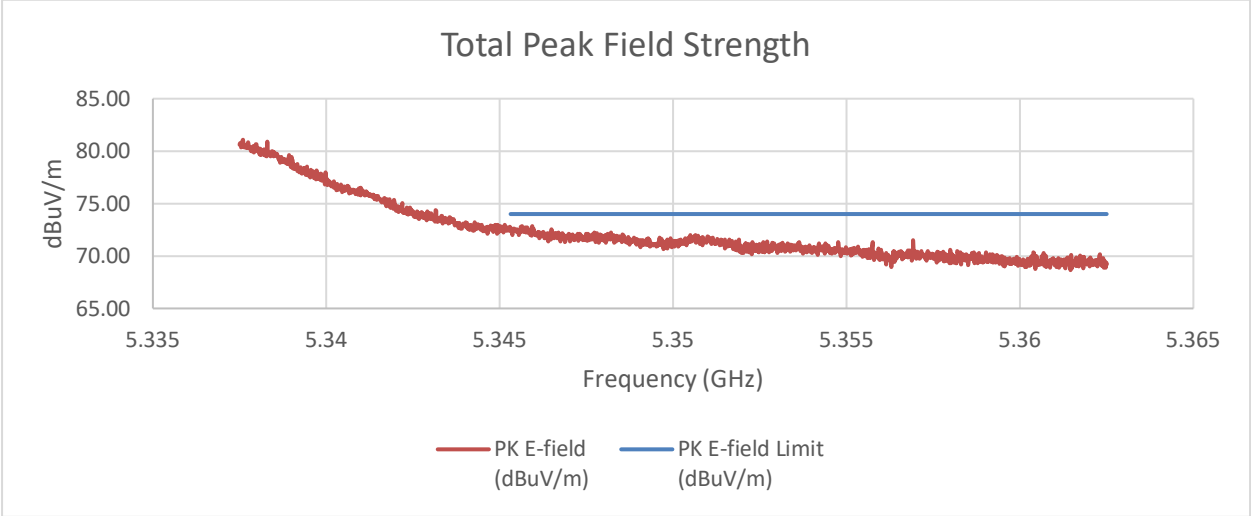

SUMMED BANDEDGE DATA (Av) Slow Sweep

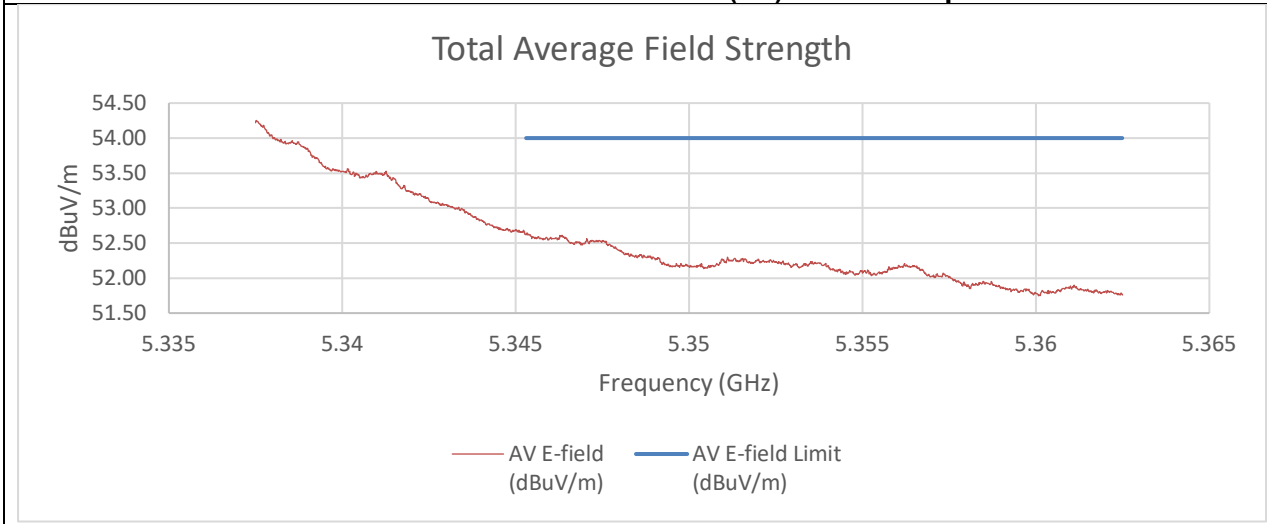

Summed Pk and Av Data at Restricted Band

Frequency (GHz)	PK Reading C1 (dBm)	PK Reading C2 (dBm)	PK EIRP (dBm)	PK E-field (dBuV/m)	PK E-field Limit (dBuV/m)	Margin (dB)
5.35	-37.14	-41.53	-24.12	71.14	74.00	-2.86
Frequency (GHz)	**AV Reading C1 (dBm)**	**AV Reading C2 (dBm)**	**AV EIRP (dBm)**	**AV E-field (dBuV/m)**	**AV E-field Limit (dBuV/m)**	**Margin (dB)**
5.35	-61.10	-55.94	-43.11	52.14	54.00	-1.86

An array gain of 11.67 dBi was used in the calculation of the summed data. Fast sweep was performed just to show that no other emissions existed outside of the frequencies observed by the slow sweep measurement.

UL LLC
12 Laboratory Drive, Research Triangle Park, NC 27709; USA TEL:(919)549-1400
This report shall not be reproduced except in full, without the written approval of UL LLC

TX ABOVE 1 GHz 802.11be EHT160 996T+242T+484T (N) 0x20 MODE IN THE 5.2/5.3 GHz BAND

2TX CHAIN 0 + CHAIN 1 MODE (Low Gain) Low BE 5250 MHz

SUMMED BANDEDGE DATA (Pk) Fast Method

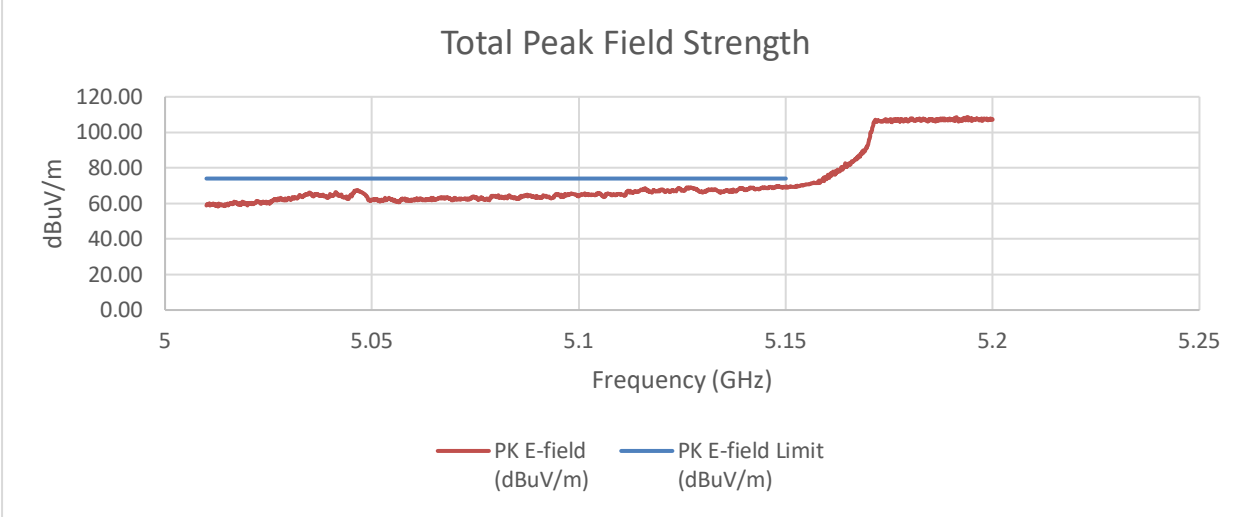

SUMMED BANDEDGE DATA (Av) Fast Method

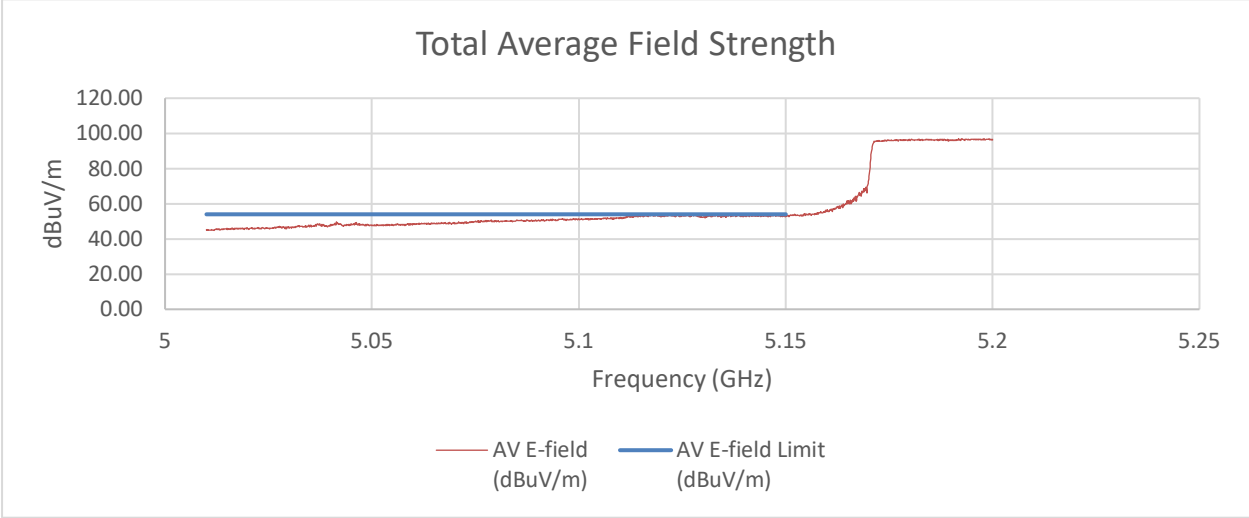

UL LLC
12 Laboratory Drive, Research Triangle Park, NC 27709; USA TEL:(919)549-1400
This report shall not be reproduced except in full, without the written approval of UL LLC

SUMMED BANDEDGE DATA (Pk) Slow Sweep

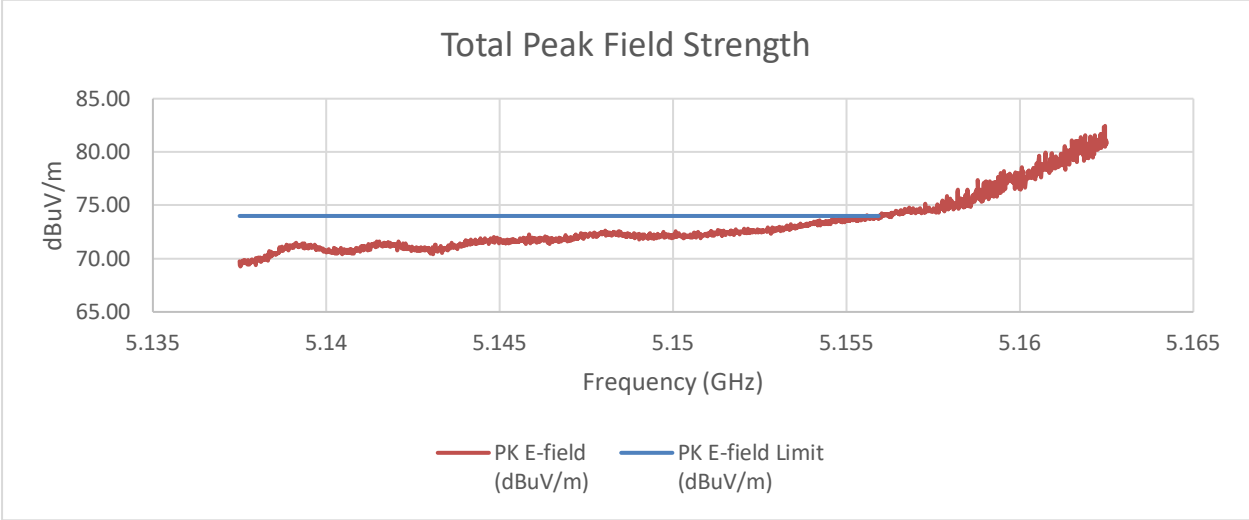

SUMMED BANDEDGE DATA (Av) Slow Sweep

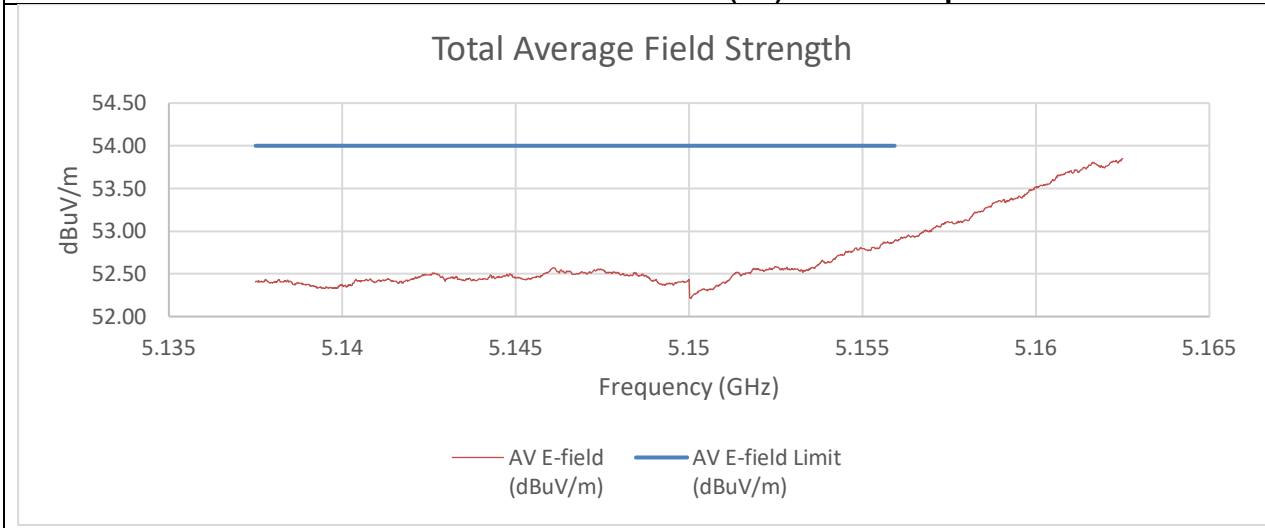

Summed Pk and Av Data at Restricted Band

Frequency (GHz)	PK Reading C1 (dBm)	PK Reading C2 (dBm)	PK EIRP (dBm)	PK E-field (dBuV/m)	PK E-field Limit (dBuV/m)	Margin (dB)
5.15	-33.26	-35.65	-23.07	72.19	74.00	-1.81
Frequency (GHz)	**AV Reading C1 (dBm)**	**AV Reading C2 (dBm)**	**AV EIRP (dBm)**	**AV E-field (dBuV/m)**	**AV E-field Limit (dBuV/m)**	**Margin (dB)**
5.15	-56.20	-52.61	-42.82	52.43	54.00	-1.57

An array gain of 8.21 dBi was used in the calculation of the summed data. Fast sweep was performed just to show that no other emissions existed outside of the frequencies observed by the slow sweep measurement.

UL LLC
12 Laboratory Drive, Research Triangle Park, NC 27709; USA TEL:(919)549-1400
This report shall not be reproduced except in full, without the written approval of UL LLC

2TX CHAIN 0 + CHAIN 1 MODE (Low Gain) High BE 5250 MHz

SUMMED BANDEDGE DATA (Pk) Fast Method

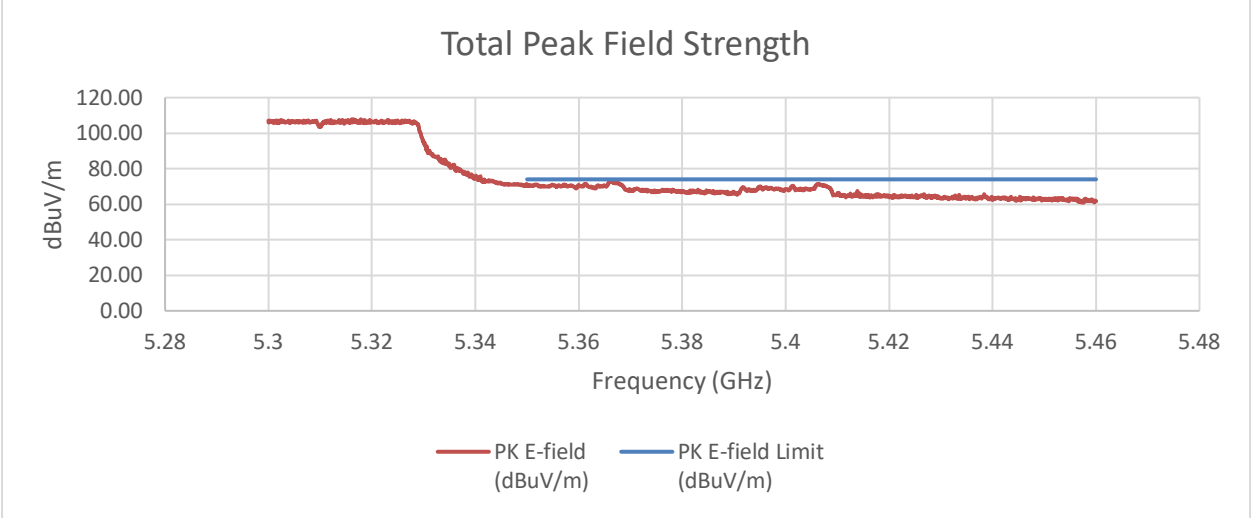

SUMMED BANDEDGE DATA (Av) Fast Method

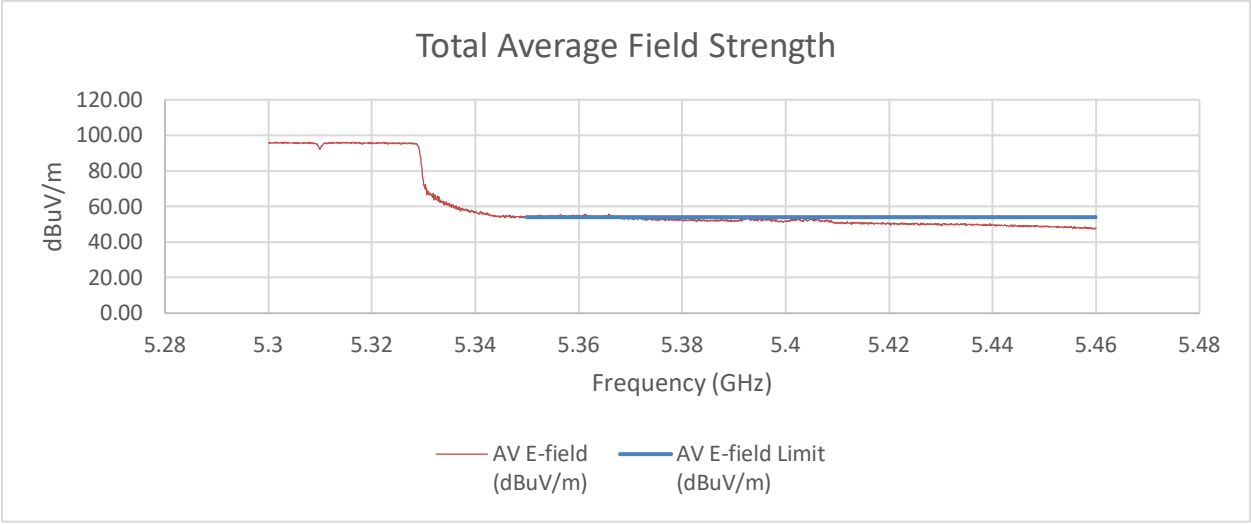

UL LLC
12 Laboratory Drive, Research Triangle Park, NC 27709; USA TEL:(919)549-1400
This report shall not be reproduced except in full, without the written approval of UL LLC

SUMMED BANDEDGE DATA (Pk) Slow Sweep

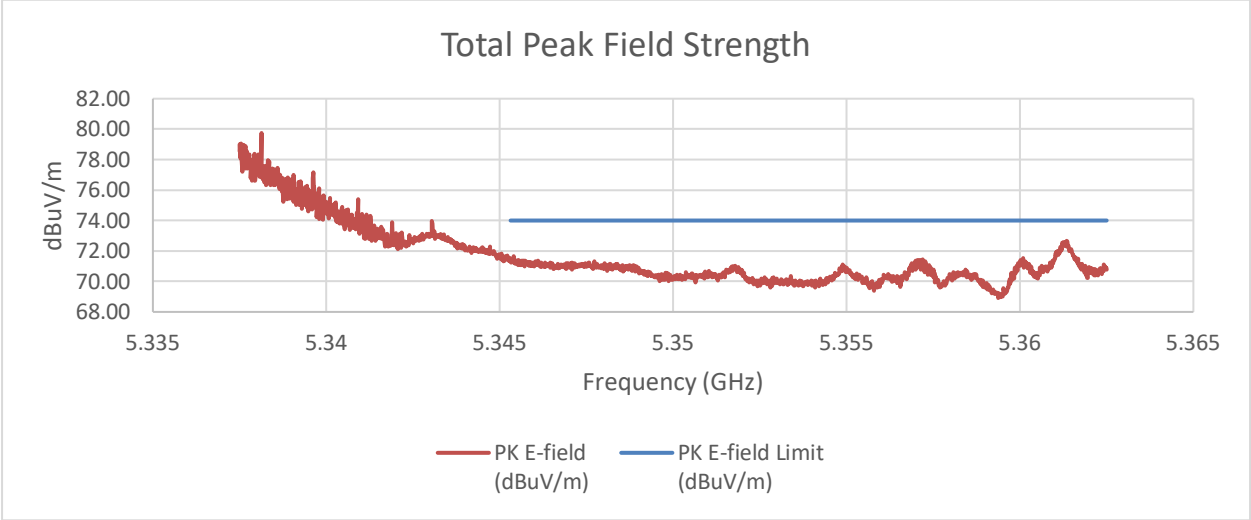

SUMMED BANDEDGE DATA (Av) Slow Sweep

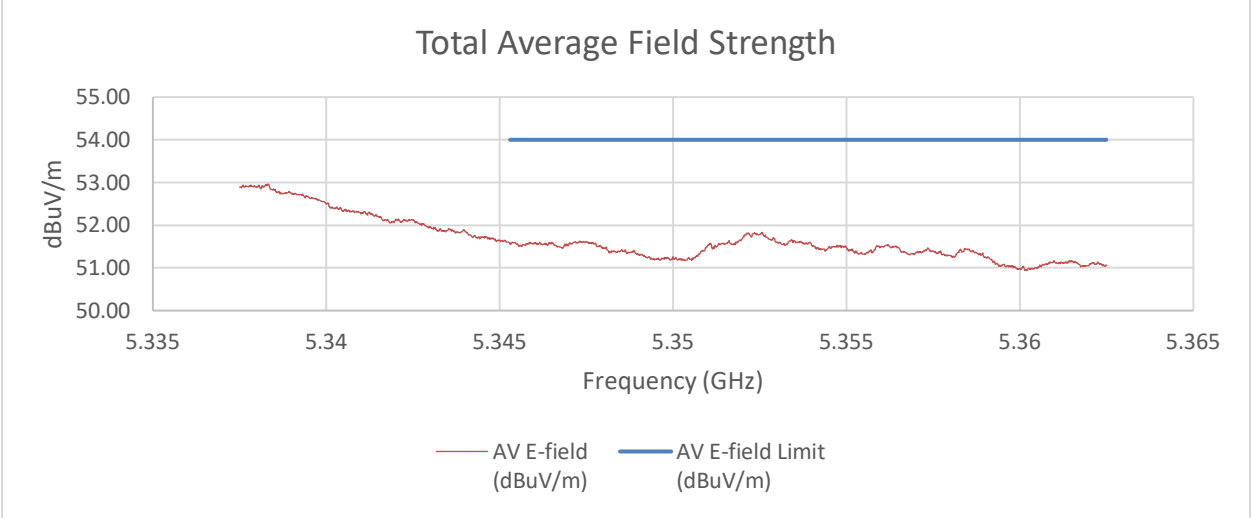

Summed Pk and Av Data at Restricted Band

Frequency (GHz)	PK Reading C1 (dBm)	PK Reading C2 (dBm)	PK EIRP (dBm)	PK E-field (dBuV/m)	PK E-field Limit (dBuV/m)	Margin (dB)
5.35	-36.04	-36.56	-25.07	70.19	74.00	-3.81
Frequency (GHz)	**AV Reading C1 (dBm)**	**AV Reading C2 (dBm)**	**AV EIRP (dBm)**	**AV E-field (dBuV/m)**	**AV E-field Limit (dBuV/m)**	**Margin (dB)**
5.35	-61.03	-52.82	-44.00	51.26	54.00	-2.74

An array gain of 8.21 dBi was used in the calculation of the summed data. Fast sweep was performed just to show that no other emissions existed outside of the frequencies observed by the slow sweep measurement.

UL LLC
12 Laboratory Drive, Research Triangle Park, NC 27709; USA TEL:(919)549-1400
This report shall not be reproduced except in full, without the written approval of UL LLC

2TX CHAIN 0 + CHAIN 1 MODE (Mid Gain) Low BE 5250 MHz

SUMMED BANDEDGE DATA (Pk) Fast Method

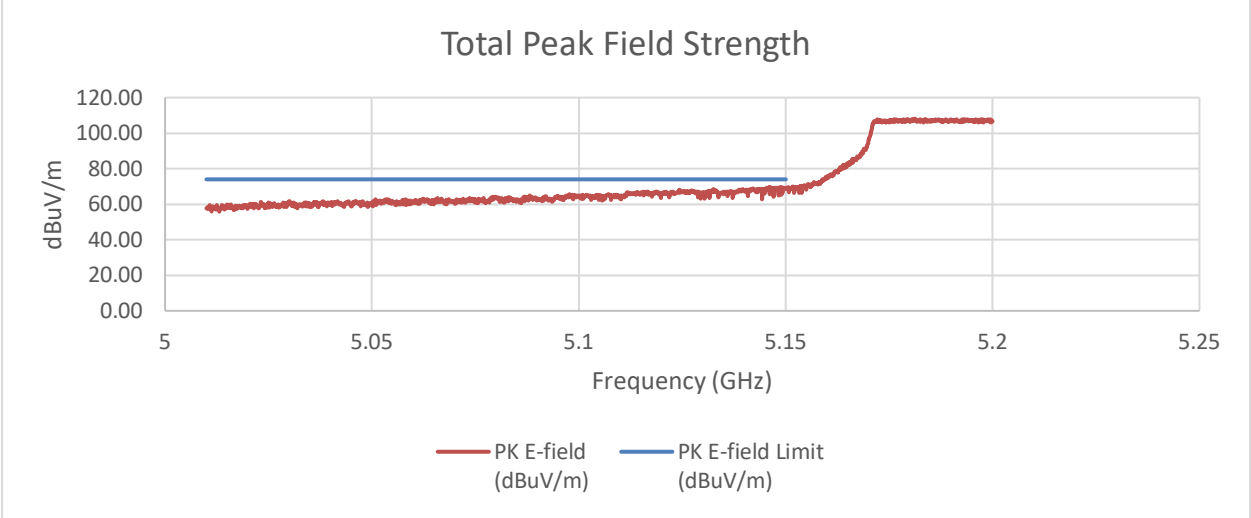

SUMMED BANDEDGE DATA (Av) Fast Method

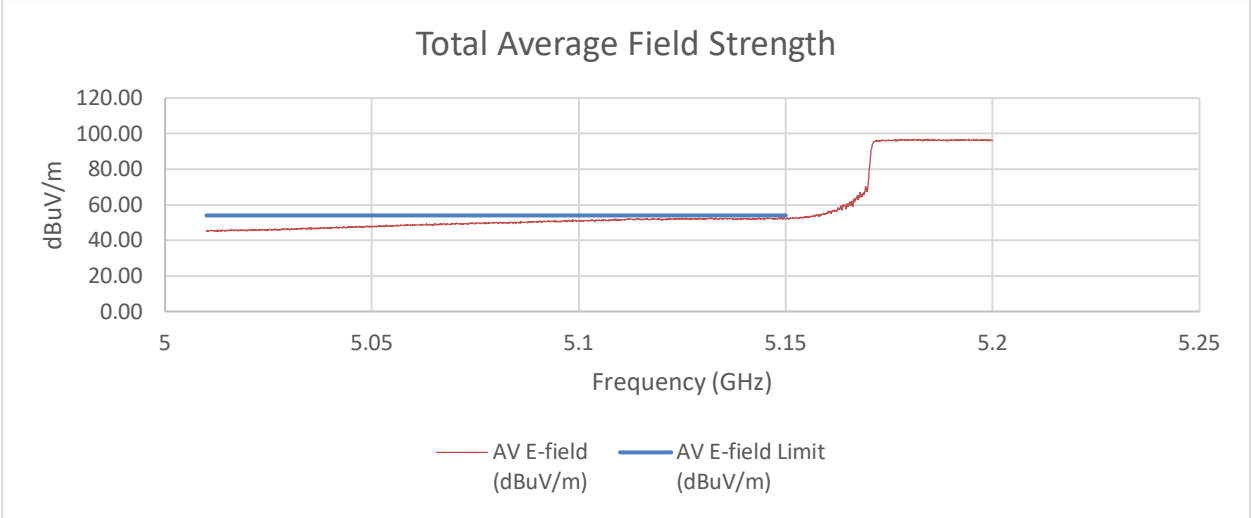

UL LLC
12 Laboratory Drive, Research Triangle Park, NC 27709; USA TEL:(919)549-1400
This report shall not be reproduced except in full, without the written approval of UL LLC

SUMMED BANDEDGE DATA (Pk) Slow Sweep

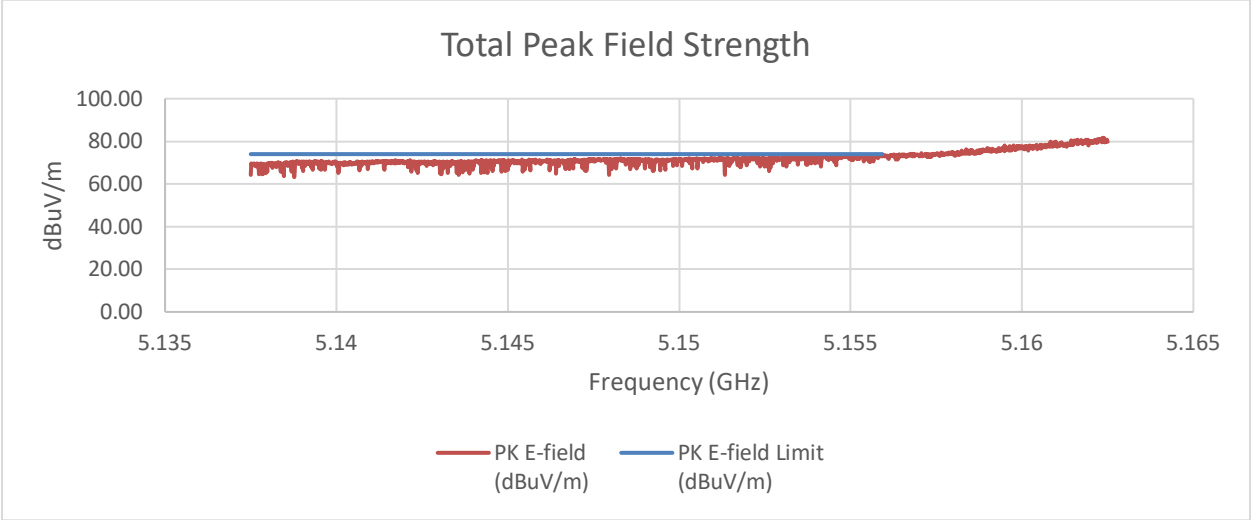

SUMMED BANDEDGE DATA (Av) Slow Sweep

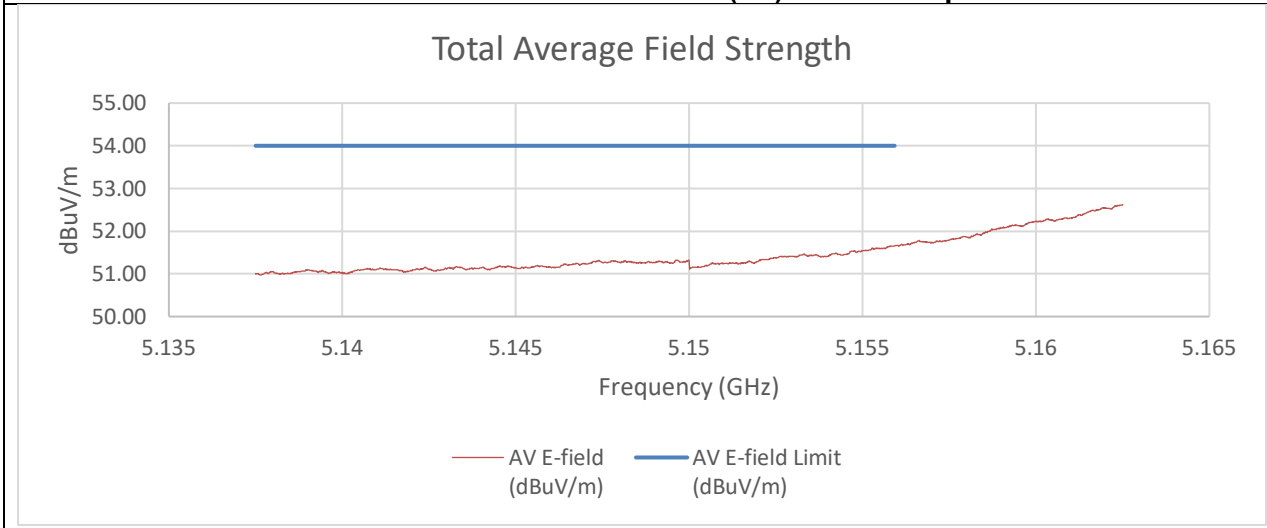

Summed Pk and Av Data at Restricted Band

Frequency (GHz)	PK Reading C1 (dBm)	PK Reading C2 (dBm)	PK EIRP (dBm)	PK E-field (dBuV/m)	PK E-field Limit (dBuV/m)	Margin (dB)
5.15	-36.08	-39.07	-24.00	71.26	74.00	-2.74
Frequency (GHz)	**AV Reading C1 (dBm)**	**AV Reading C2 (dBm)**	**AV EIRP (dBm)**	**AV E-field (dBuV/m)**	**AV E-field Limit (dBuV/m)**	**Margin (dB)**
5.15	-60.20	-55.51	-43.93	51.33	54.00	-2.67

An array gain of 10.31 dBi was used in the calculation of the summed data. Fast sweep was performed just to show that no other emissions existed outside of the frequencies observed by the slow sweep measurement.

UL LLC
12 Laboratory Drive, Research Triangle Park, NC 27709; USA TEL:(919)549-1400
This report shall not be reproduced except in full, without the written approval of UL LLC

2TX CHAIN 0 + CHAIN 1 MODE (Mid Gain) High BE 5250 MHz

SUMMED BANDEDGE DATA (Pk) Fast Method

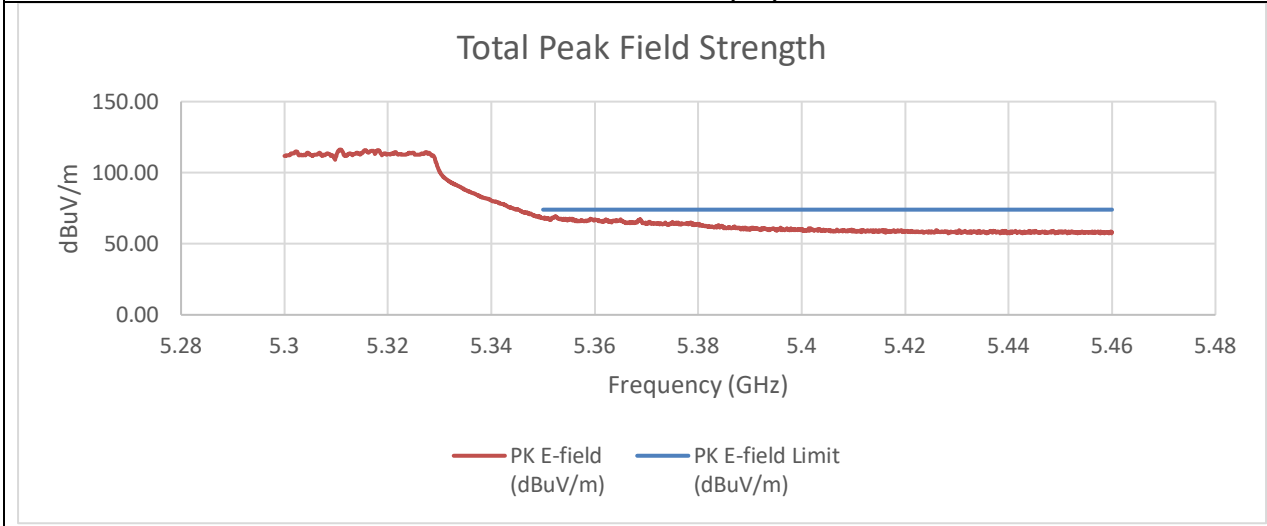

SUMMED BANDEDGE DATA (Av) Fast Method

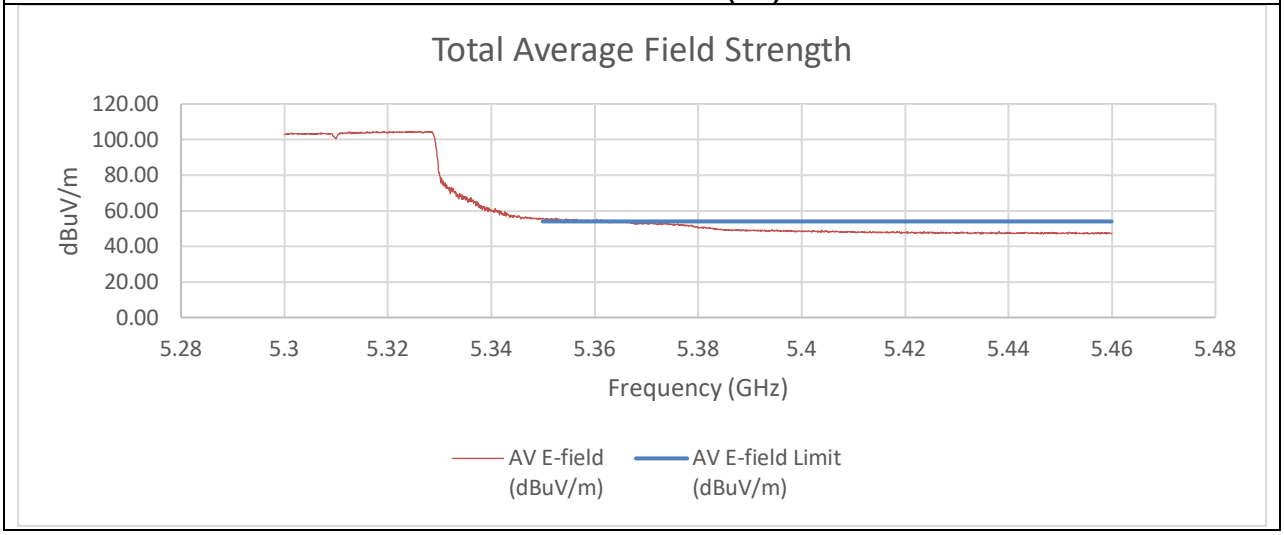

UL LLC
12 Laboratory Drive, Research Triangle Park, NC 27709; USA TEL:(919)549-1400
This report shall not be reproduced except in full, without the written approval of UL LLC

SUMMED BANDEDGE DATA (Pk) Slow Sweep

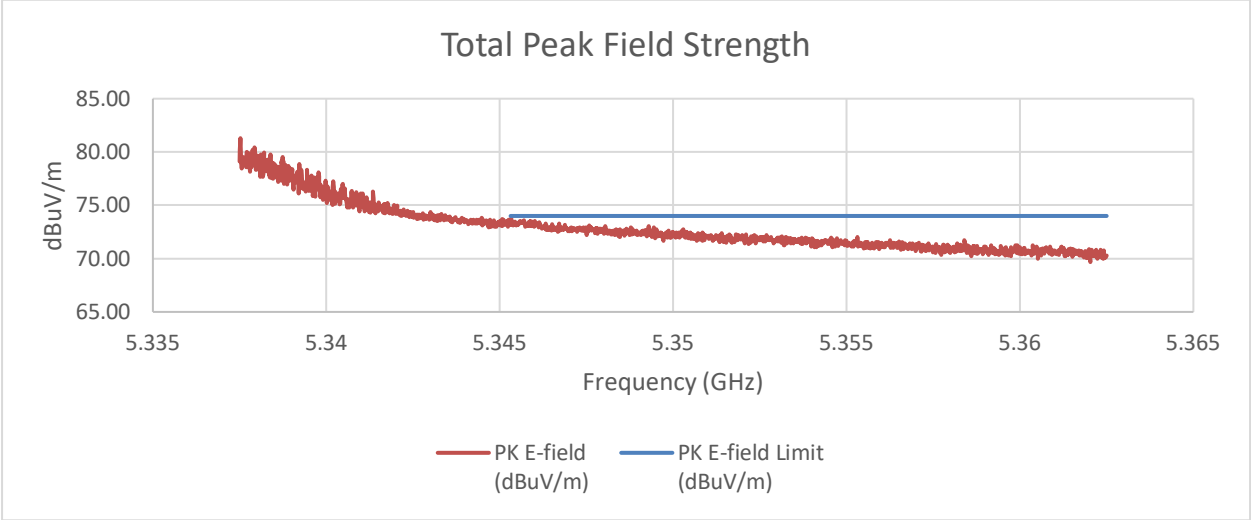

SUMMED BANDEDGE DATA (Av) Slow Sweep

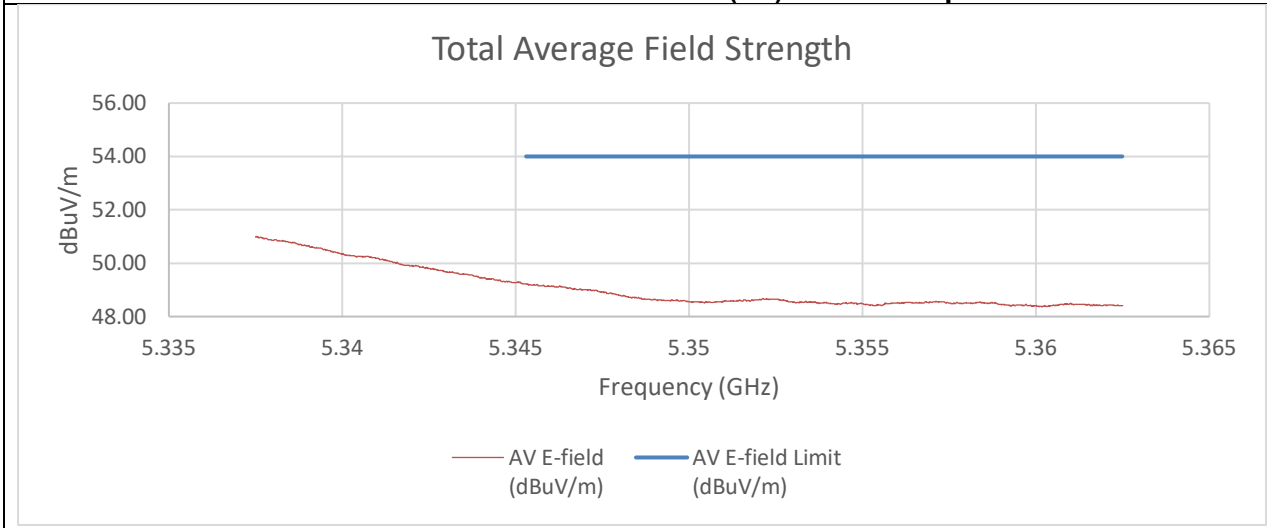

Summed Pk and Av Data at Restricted Band

Frequency (GHz)	PK Reading C1 (dBm)	PK Reading C2 (dBm)	PK EIRP (dBm)	PK E-field (dBuV/m)	PK E-field Limit (dBuV/m)	Margin (dB)
5.35	-35.95	-36.85	-23.06	72.20	74.00	-1.80
Frequency (GHz)	**AV Reading C1 (dBm)**	**AV Reading C2 (dBm)**	**AV EIRP (dBm)**	**AV E-field (dBuV/m)**	**AV E-field Limit (dBuV/m)**	**Margin (dB)**
5.35	-60.34	-59.71	-46.69	48.56	54.00	-5.44

An array gain of 10.31 dBi was used in the calculation of the summed data. Fast sweep was performed just to show that no other emissions existed outside of the frequencies observed by the slow sweep measurement.

UL LLC
12 Laboratory Drive, Research Triangle Park, NC 27709; USA TEL:(919)549-1400
This report shall not be reproduced except in full, without the written approval of UL LLC

2TX CHAIN 0 + CHAIN 1 MODE (High Gain) Low BE 5250 MHz

PK MEASUREMENT

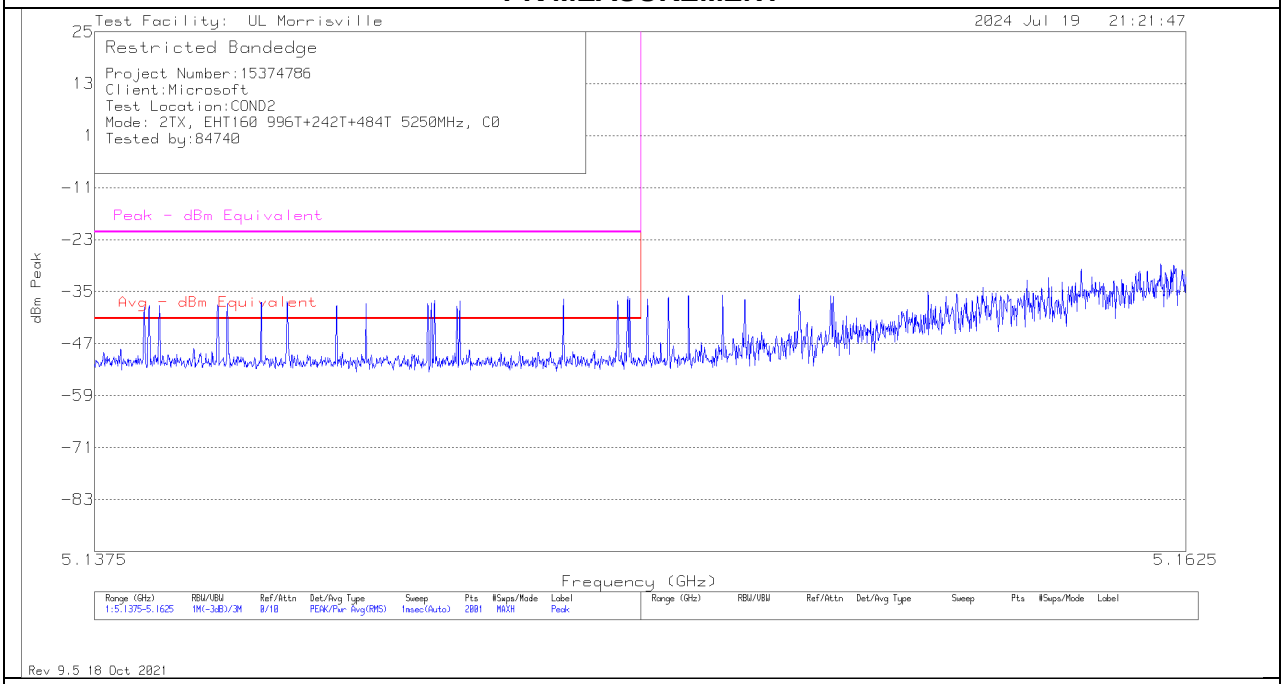

AVERAGE MEASUREMENT

UL LLC
12 Laboratory Drive, Research Triangle Park, NC 27709; USA TEL:(919)549-1400

This report shall not be reproduced except in full, without the written approval of UL LLC

SUMMED BANDEDGE DATA (Pk) Fast Method

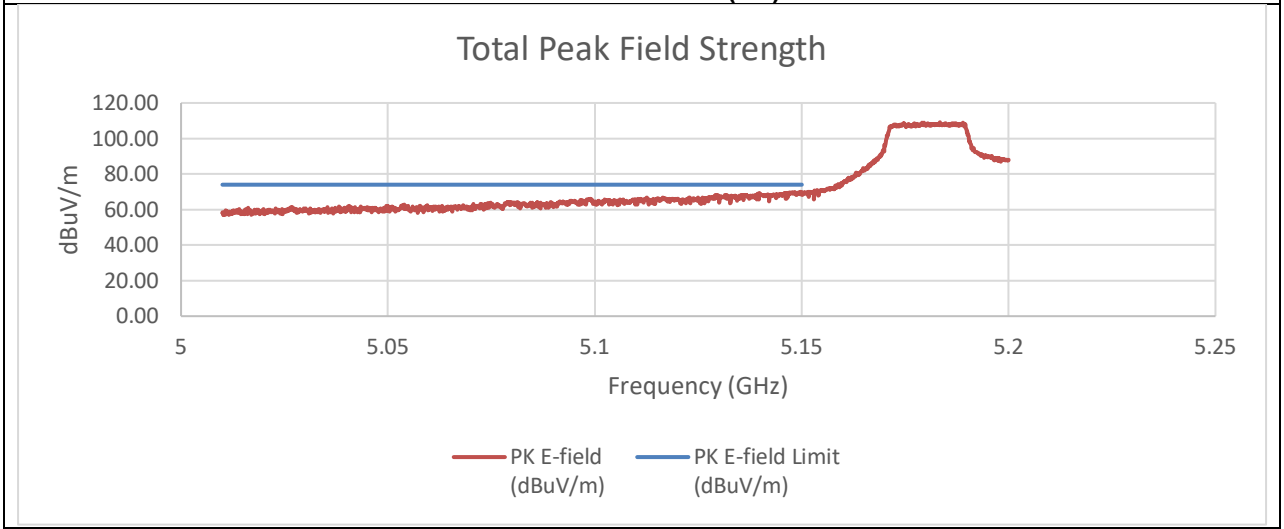

SUMMED BANDEDGE DATA (Av) Fast Method

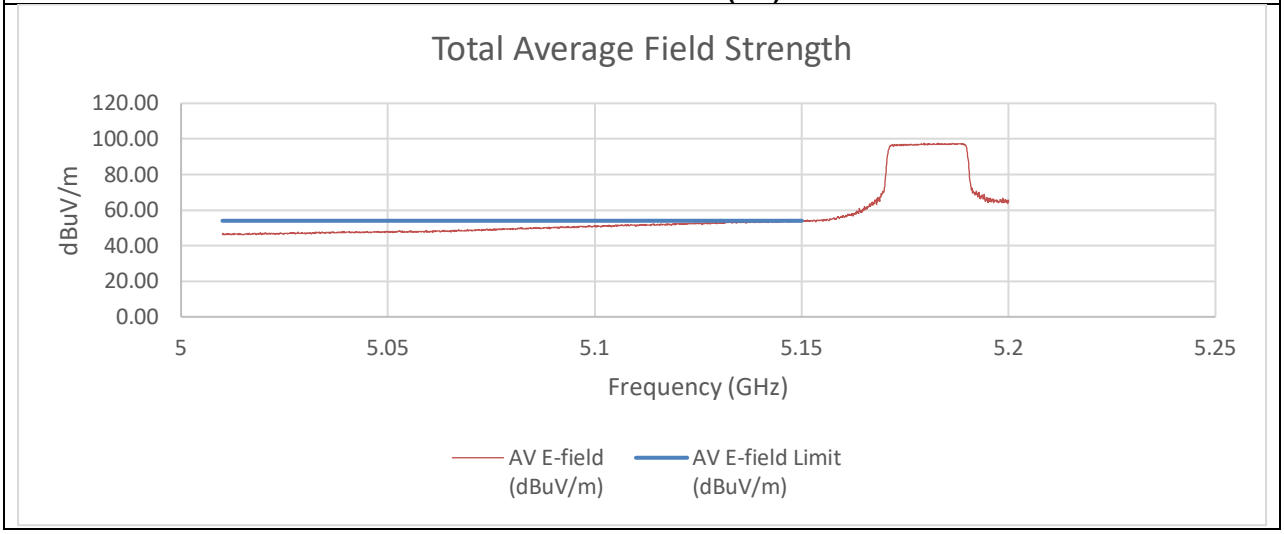

UL LLC
12 Laboratory Drive, Research Triangle Park, NC 27709; USA TEL:(919)549-1400
This report shall not be reproduced except in full, without the written approval of UL LLC

SUMMED BANDEDGE DATA (Pk) Slow Sweep

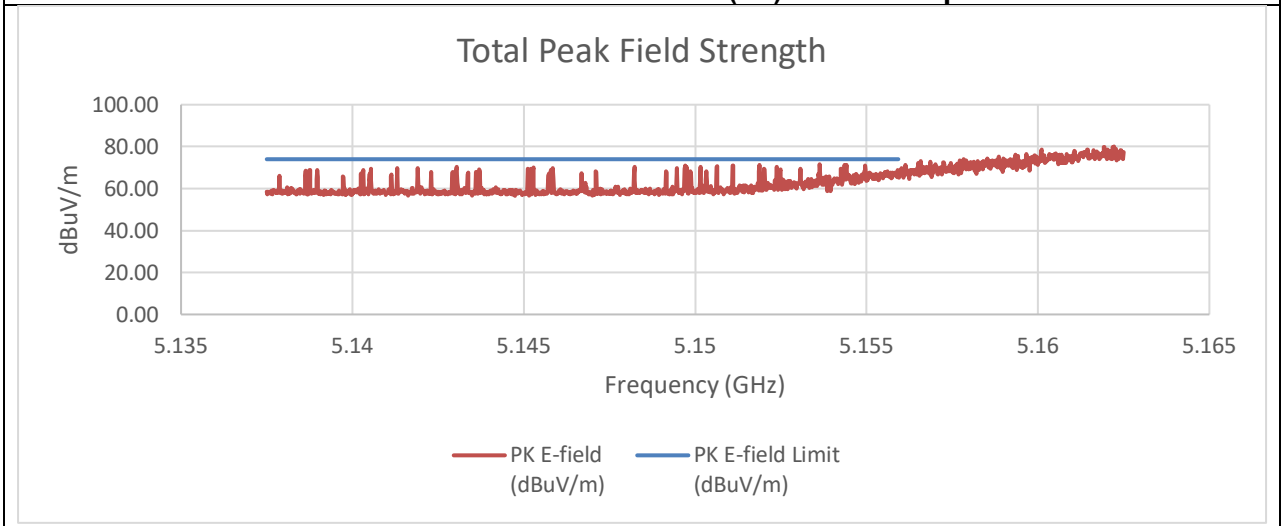

SUMMED BANDEDGE DATA (Av) Slow Sweep

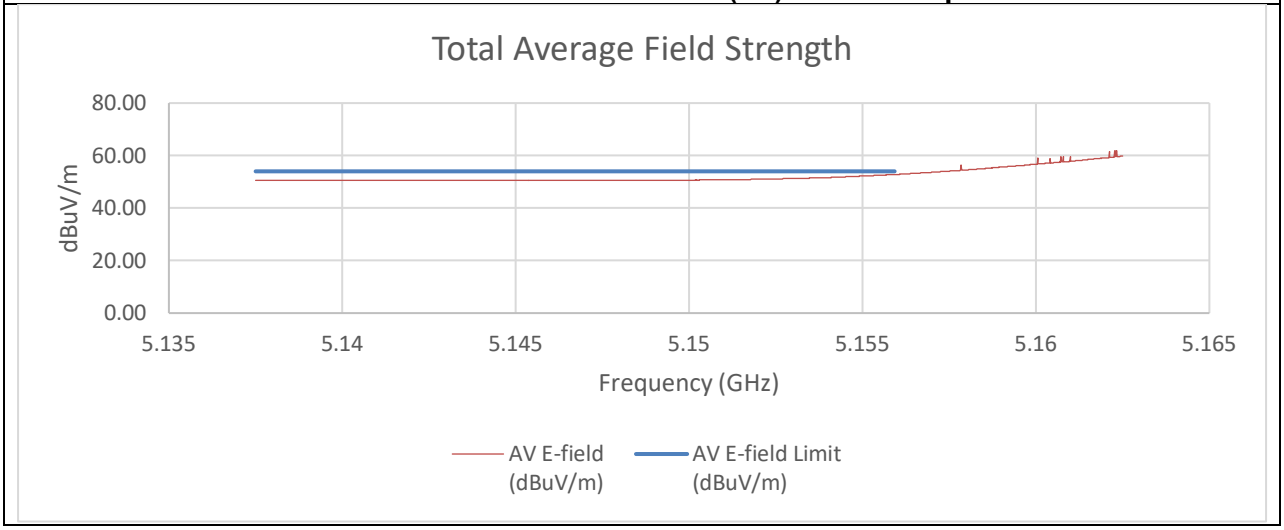

Summed Pk and Av Data at Restricted Band

Frequency (GHz)	PK Reading C1 (dBm)	PK Reading C2 (dBm)	PK EIRP (dBm)	PK E-field (dBuV/m)	PK E-field Limit (dBuV/m)	Margin (dB)
5.15	-50.93	-52.60	-37.00	58.25	74.00	-15.75
Frequency (GHz)	**AV Reading C1 (dBm)**	**AV Reading C2 (dBm)**	**AV EIRP (dBm)**	**AV E-field (dBuV/m)**	**AV E-field Limit (dBuV/m)**	**Margin (dB)**
5.15	-58.74	-59.89	-44.60	50.66	54.00	-3.34

An array gain of 11.67 dBi was used in the calculation of the summed data. Fast sweep was performed just to show that no other emissions existed outside of the frequencies observed by the slow sweep measurement.

UL LLC
12 Laboratory Drive, Research Triangle Park, NC 27709; USA TEL:(919)549-1400
This report shall not be reproduced except in full, without the written approval of UL LLC

2TX CHAIN 0 + CHAIN 1 MODE (High Gain) High BE 5250 MHz

PK MEASUREMENT

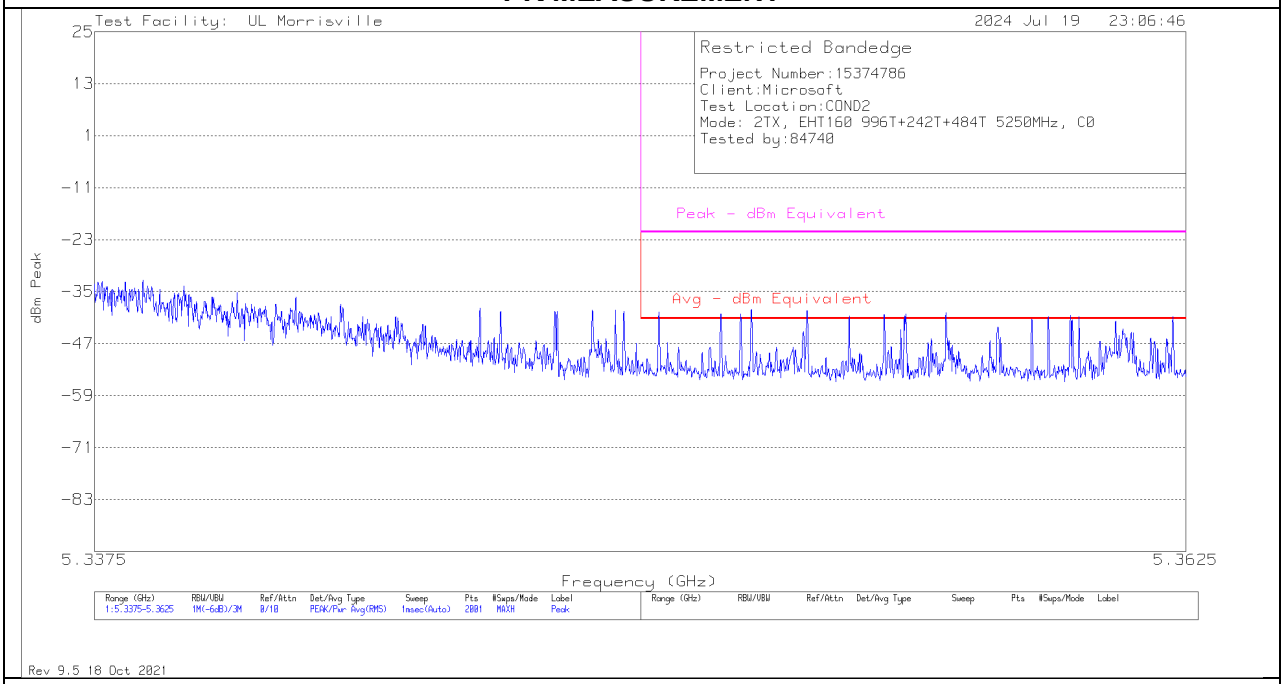

AVERAGE MEASUREMENT

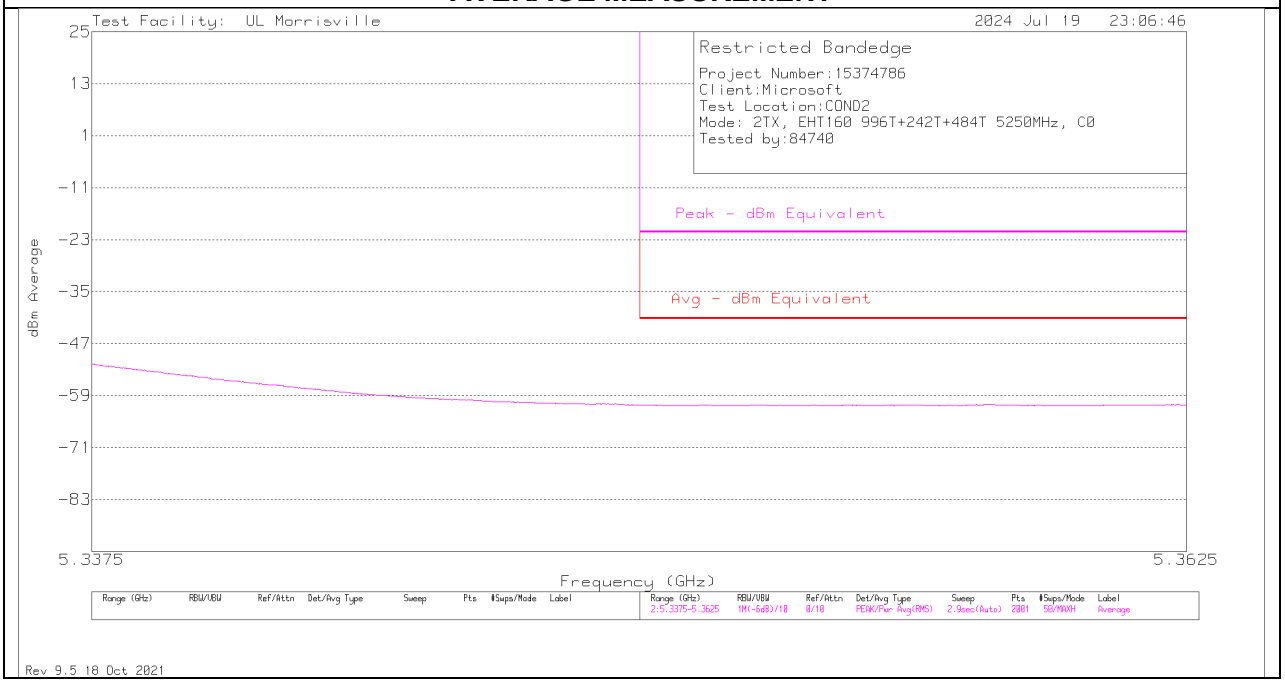

UL LLC
12 Laboratory Drive, Research Triangle Park, NC 27709; USA TEL:(919)549-1400

This report shall not be reproduced except in full, without the written approval of UL LLC

SUMMED BANDEDGE DATA (Pk) Fast Method

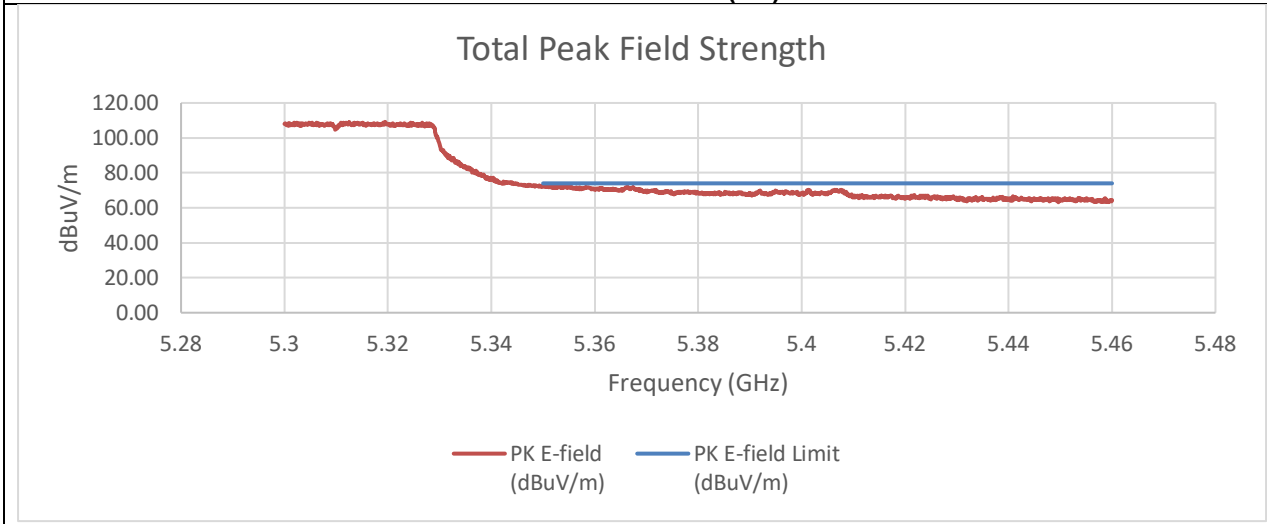

SUMMED BANDEDGE DATA (Av) Fast Method

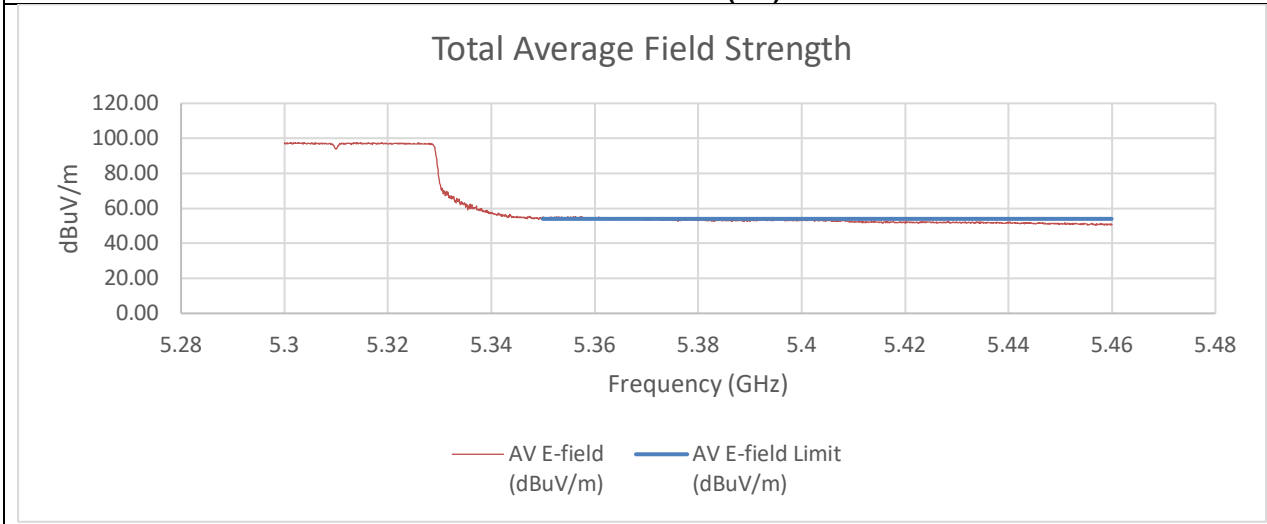

UL LLC
12 Laboratory Drive, Research Triangle Park, NC 27709; USA TEL:(919)549-1400

This report shall not be reproduced except in full, without the written approval of UL LLC

SUMMED BANDEDGE DATA (Pk) Slow Sweep

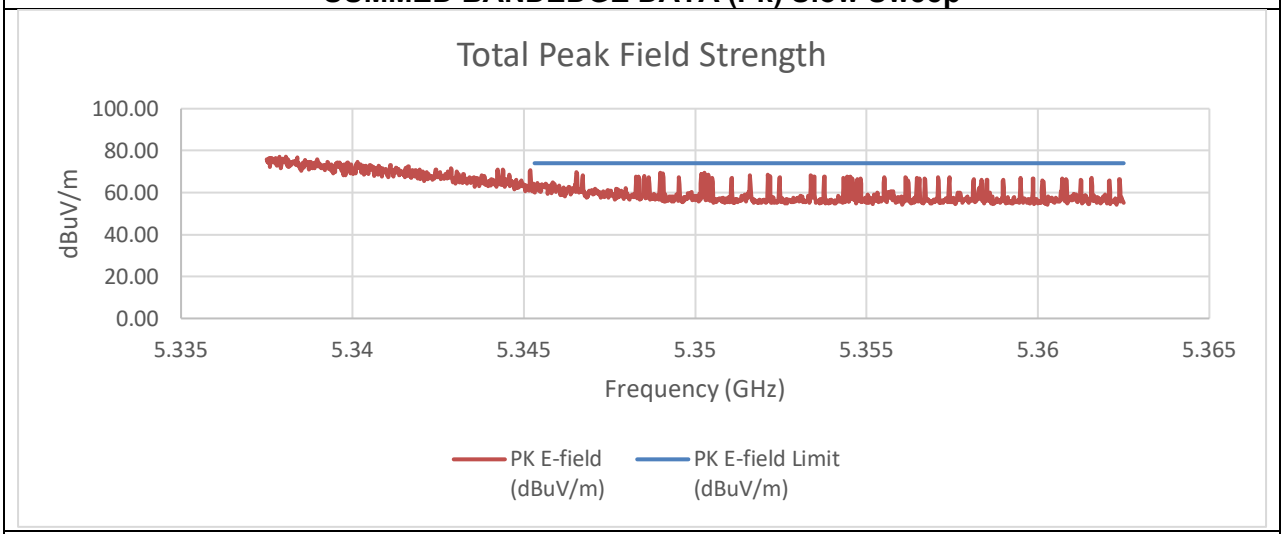

SUMMED BANDEDGE DATA (Av) Slow Sweep

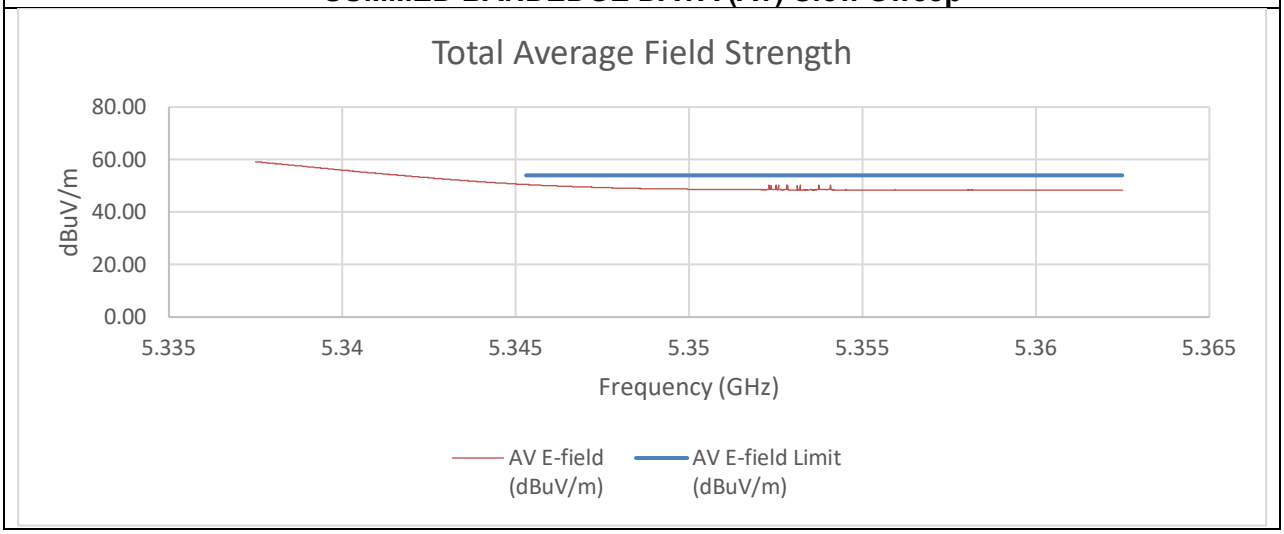

Summed Pk and Av Data at Restricted Band

Frequency (GHz)	PK Reading C1 (dBm)	PK Reading C2 (dBm)	PK EIRP (dBm)	PK E-field (dBuV/m)	PK E-field Limit (dBuV/m)	Margin (dB)
5.35	-54.07	-53.31	-38.99	56.26	74.00	-17.74
Frequency (GHz)	**AV Reading C1 (dBm)**	**AV Reading C2 (dBm)**	**AV EIRP (dBm)**	**AV E-field (dBuV/m)**	**AV E-field Limit (dBuV/m)**	**Margin (dB)**
5.35	-61.03	-61.41	-46.54	48.72	54.00	-5.28

An array gain of 11.67 dBi was used in the calculation of the summed data. Fast sweep was performed just to show that no other emissions existed outside of the frequencies observed by the slow sweep measurement.

UL LLC
12 Laboratory Drive, Research Triangle Park, NC 27709; USA TEL:(919)549-1400
This report shall not be reproduced except in full, without the written approval of UL LLC

TX ABOVE 1 GHz 802.11be EHT160 996T+484T+242T (N) 0x40 MODE IN THE 5.2/5.3 GHz BAND

2TX CHAIN 0 + CHAIN 1 MODE (Low Gain) Low BE 5250 MHz

SUMMED BANDEDGE DATA (Pk) Fast Method

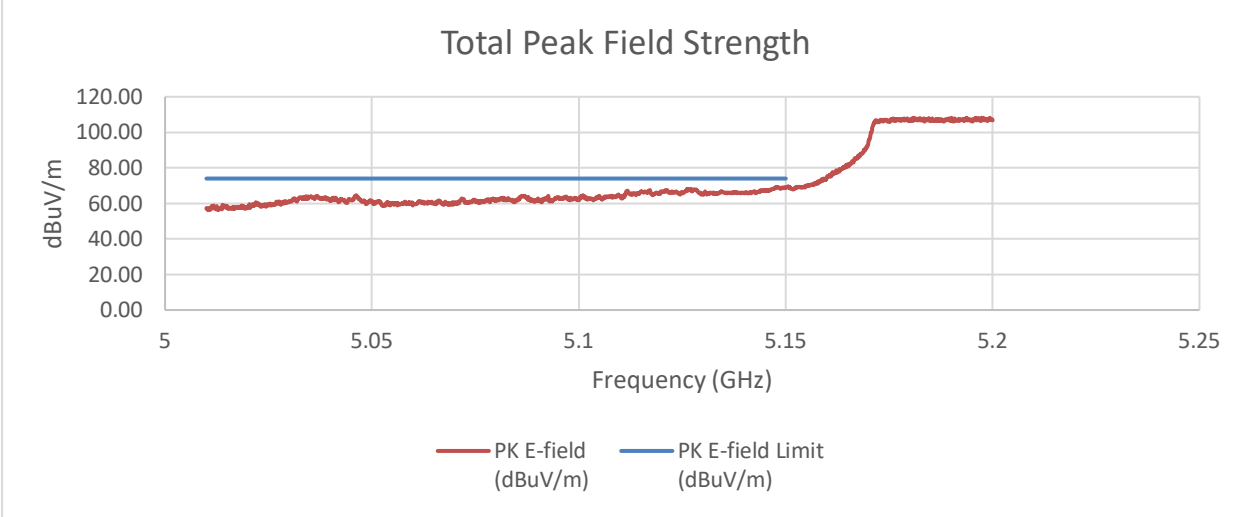

SUMMED BANDEDGE DATA (Av) Fast Method

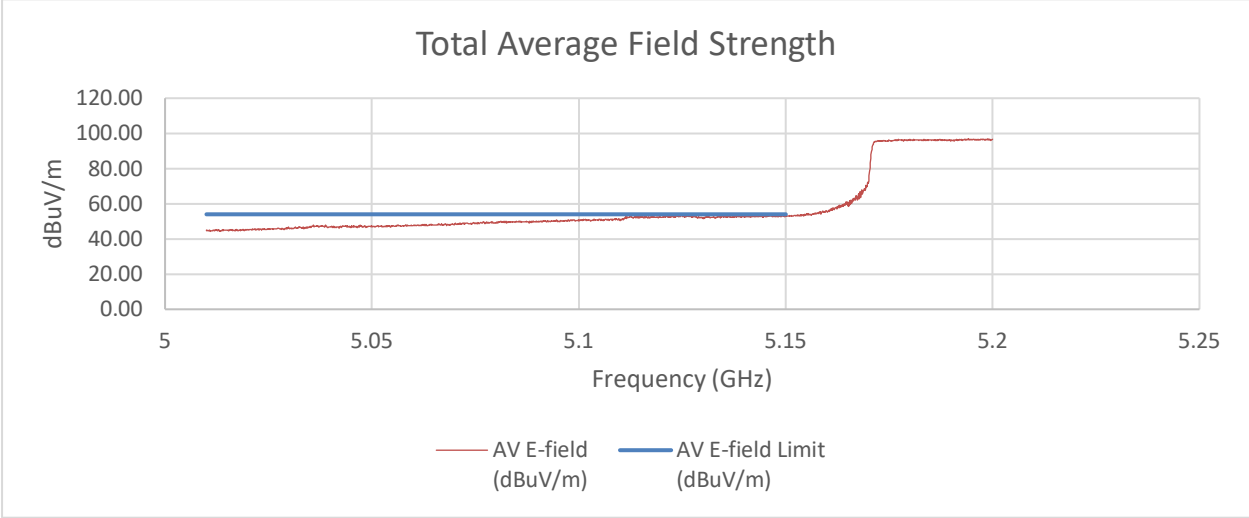

UL LLC
12 Laboratory Drive, Research Triangle Park, NC 27709; USA TEL:(919)549-1400
This report shall not be reproduced except in full, without the written approval of UL LLC

SUMMED BANDEDGE DATA (Pk) Slow Sweep

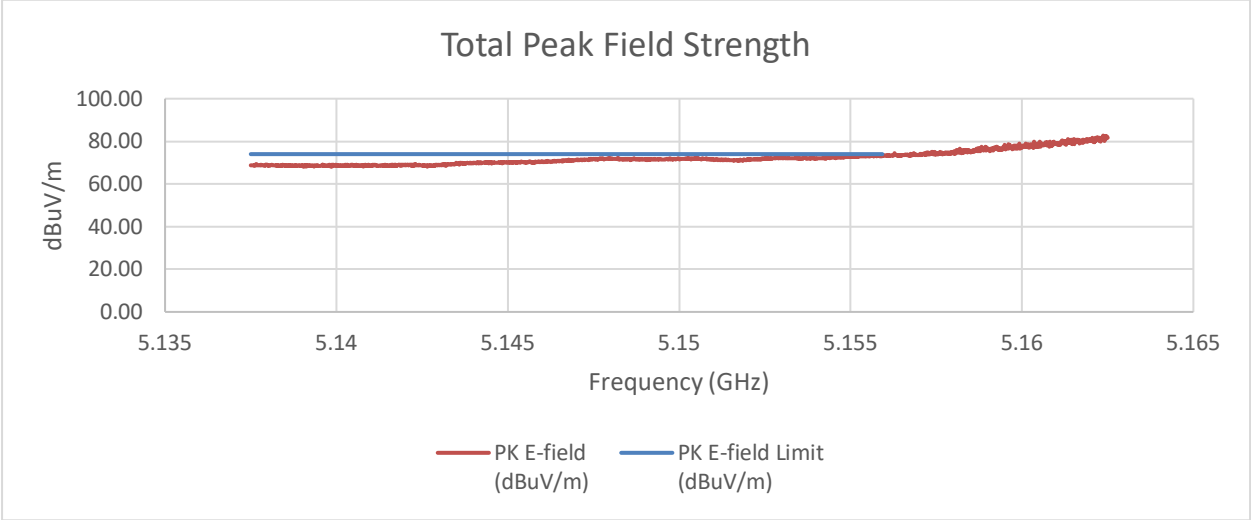

SUMMED BANDEDGE DATA (Av) Slow Sweep

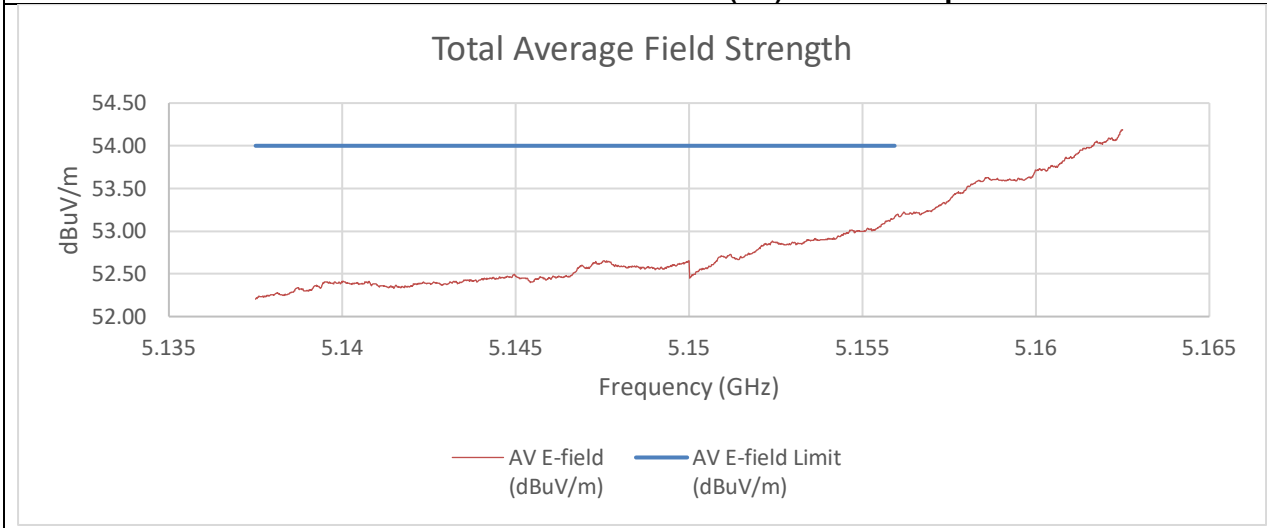

Summed Pk and Av Data at Restricted Band

Frequency (GHz)	PK Reading C1 (dBm)	PK Reading C2 (dBm)	PK EIRP (dBm)	PK E-field (dBuV/m)	PK E-field Limit (dBuV/m)	Margin (dB)
5.15	-34.87	-34.82	-23.62	71.63	74.00	-2.37
Frequency (GHz)	**AV Reading C1 (dBm)**	**AV Reading C2 (dBm)**	**AV EIRP (dBm)**	**AV E-field (dBuV/m)**	**AV E-field Limit (dBuV/m)**	**Margin (dB)**
5.15	-55.56	-52.59	-42.61	52.65	54.00	-1.35

An array gain of 8.21 dBi was used in the calculation of the summed data. Fast sweep was performed just to show that no other emissions existed outside of the frequencies observed by the slow sweep measurement.

UL LLC
12 Laboratory Drive, Research Triangle Park, NC 27709; USA TEL:(919)549-1400
This report shall not be reproduced except in full, without the written approval of UL LLC

2TX CHAIN 0 + CHAIN 1 MODE (Low Gain) High BE 5250 MHz

SUMMED BANDEDGE DATA (Pk) Fast Method

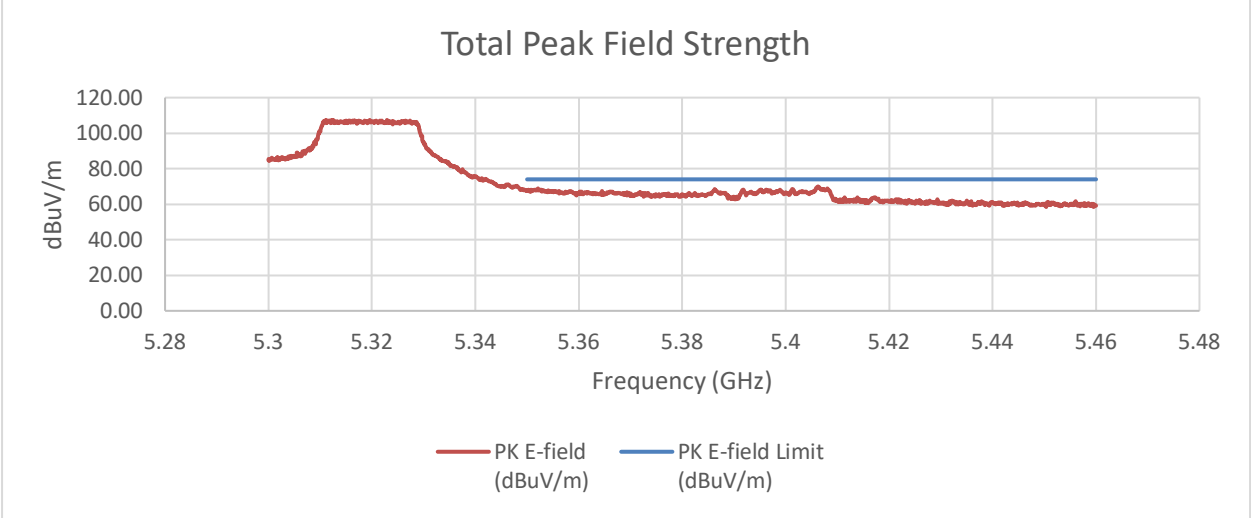

SUMMED BANDEDGE DATA (Av) Fast Method

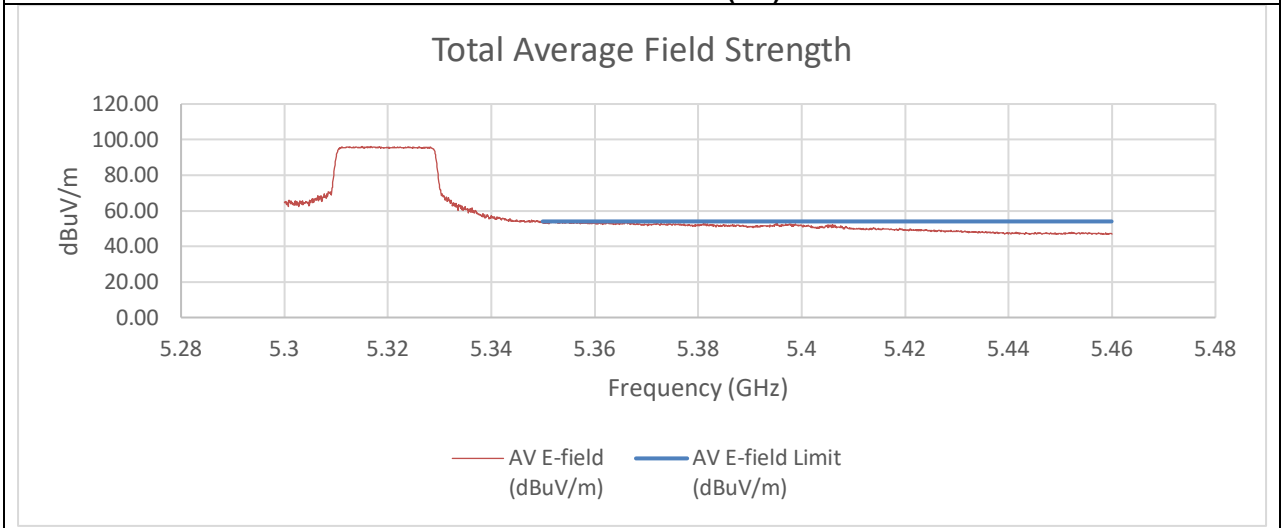

UL LLC
12 Laboratory Drive, Research Triangle Park, NC 27709; USA TEL:(919)549-1400
This report shall not be reproduced except in full, without the written approval of UL LLC

SUMMED BANDEDGE DATA (Pk) Slow Sweep

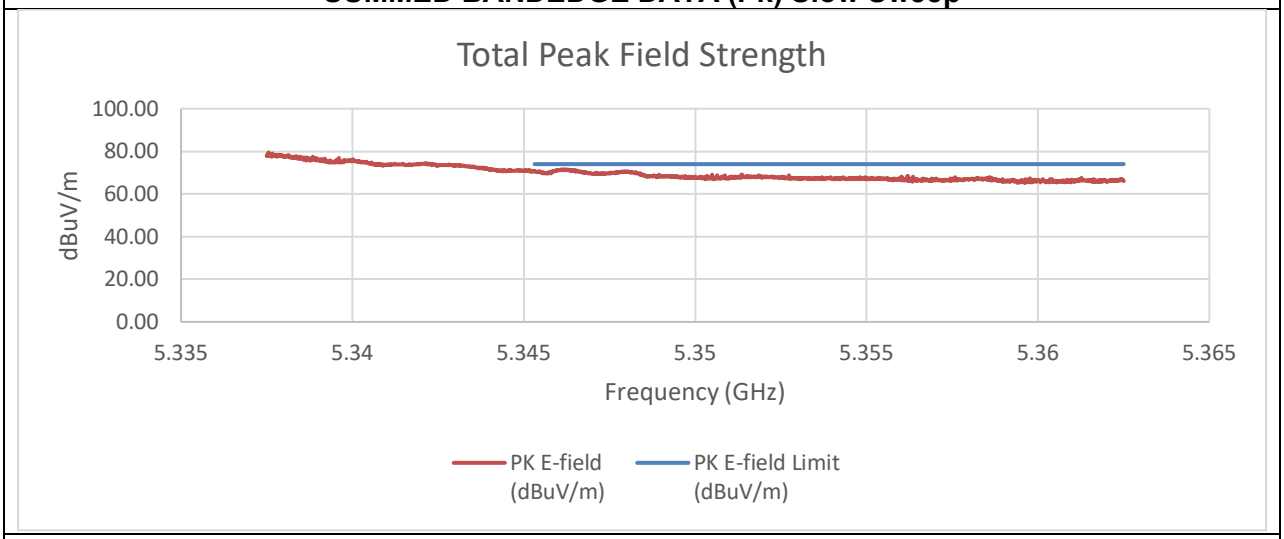

SUMMED BANDEDGE DATA (Av) Slow Sweep

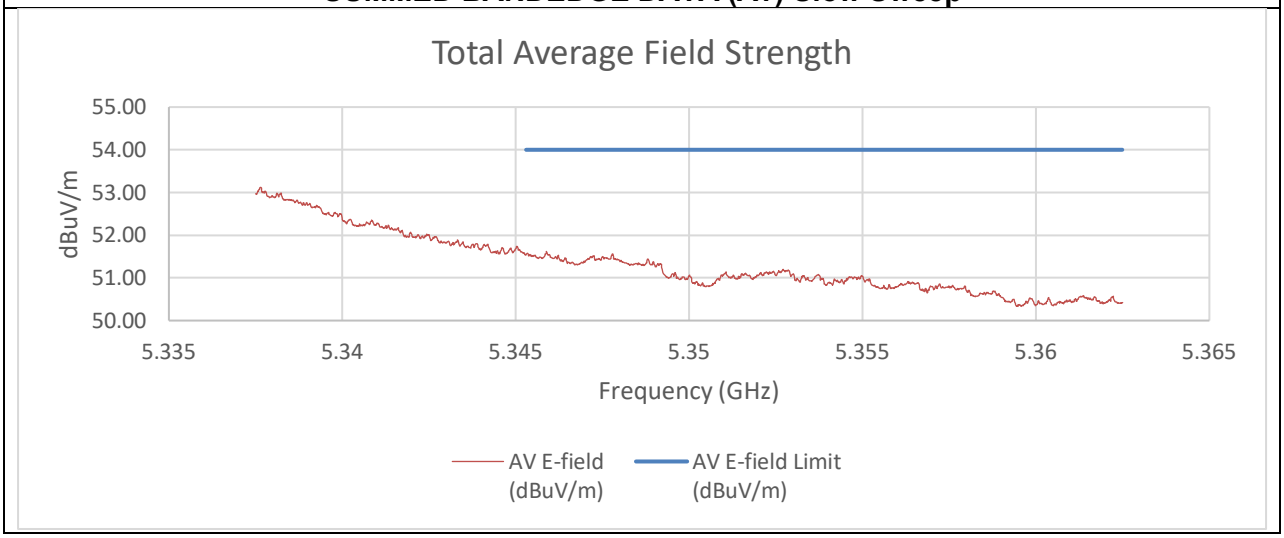

Summed Pk and Av Data at Restricted Band

Frequency (GHz)	PK Reading C1 (dBm)	PK Reading C2 (dBm)	PK EIRP (dBm)	PK E-field (dBuV/m)	PK E-field Limit (dBuV/m)	Margin (dB)
5.35	-39.44	-37.97	-27.42	67.83	74.00	-6.17
Frequency (GHz)	**AV Reading C1 (dBm)**	**AV Reading C2 (dBm)**	**AV EIRP (dBm)**	**AV E-field (dBuV/m)**	**AV E-field Limit (dBuV/m)**	**Margin (dB)**
5.35	-61.00	-53.07	-44.21	51.05	54.00	-2.95

An array gain of 8.21 dBi was used in the calculation of the summed data. Fast sweep was performed just to show that no other emissions existed outside of the frequencies observed by the slow sweep measurement.

UL LLC
12 Laboratory Drive, Research Triangle Park, NC 27709; USA TEL:(919)549-1400
This report shall not be reproduced except in full, without the written approval of UL LLC

2TX CHAIN 0 + CHAIN 1 MODE (Mid Gain) Low BE 5250 MHz

SUMMED BANDEDGE DATA (Pk) Fast Method

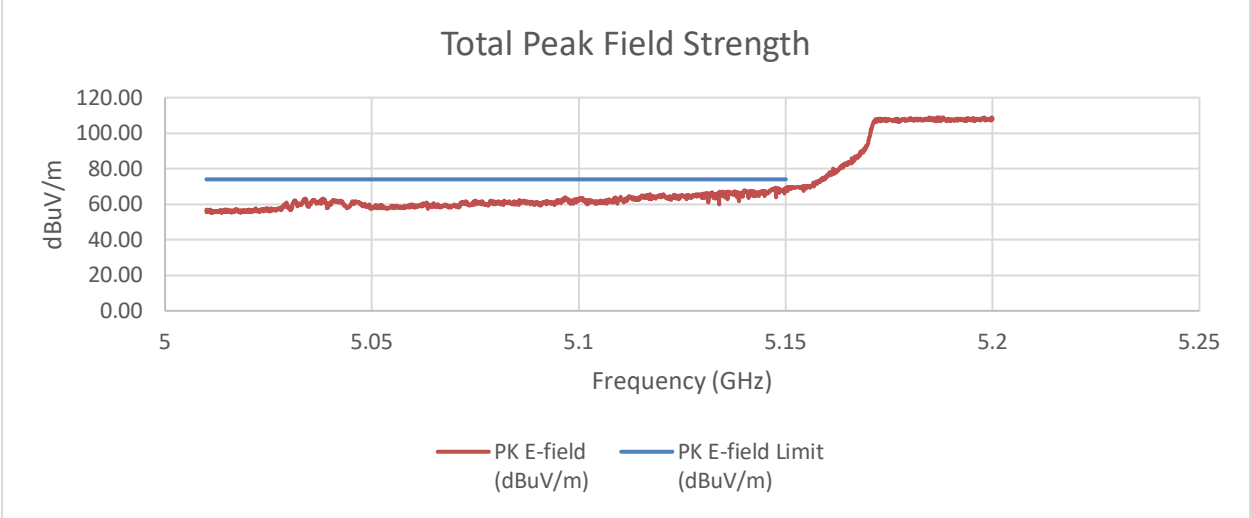

SUMMED BANDEDGE DATA (Av) Fast Method

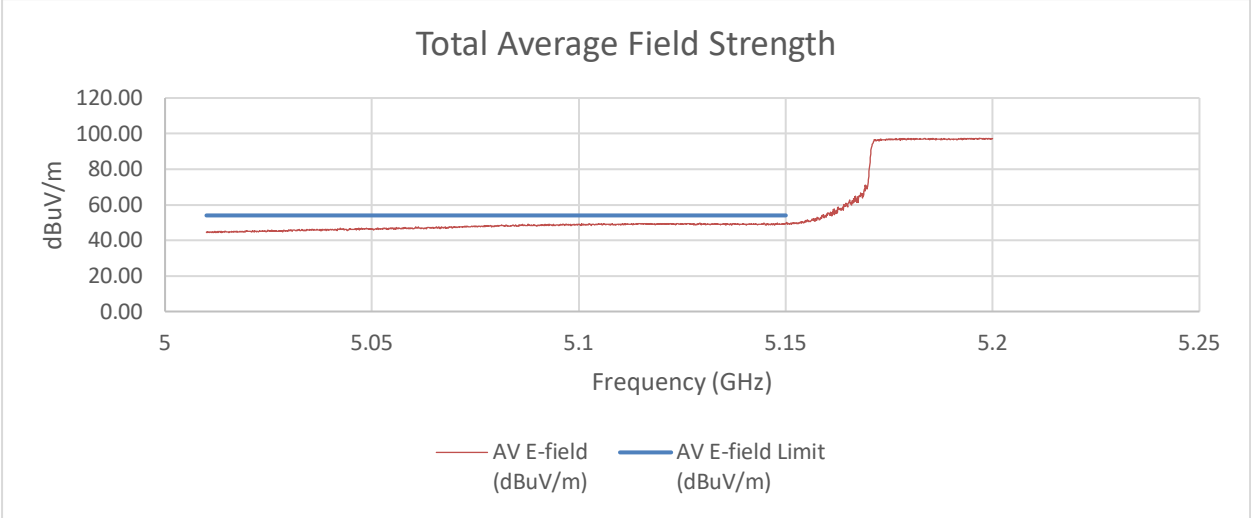

UL LLC
12 Laboratory Drive, Research Triangle Park, NC 27709; USA TEL:(919)549-1400
This report shall not be reproduced except in full, without the written approval of UL LLC

SUMMED BANDEDGE DATA (Pk) Slow Sweep

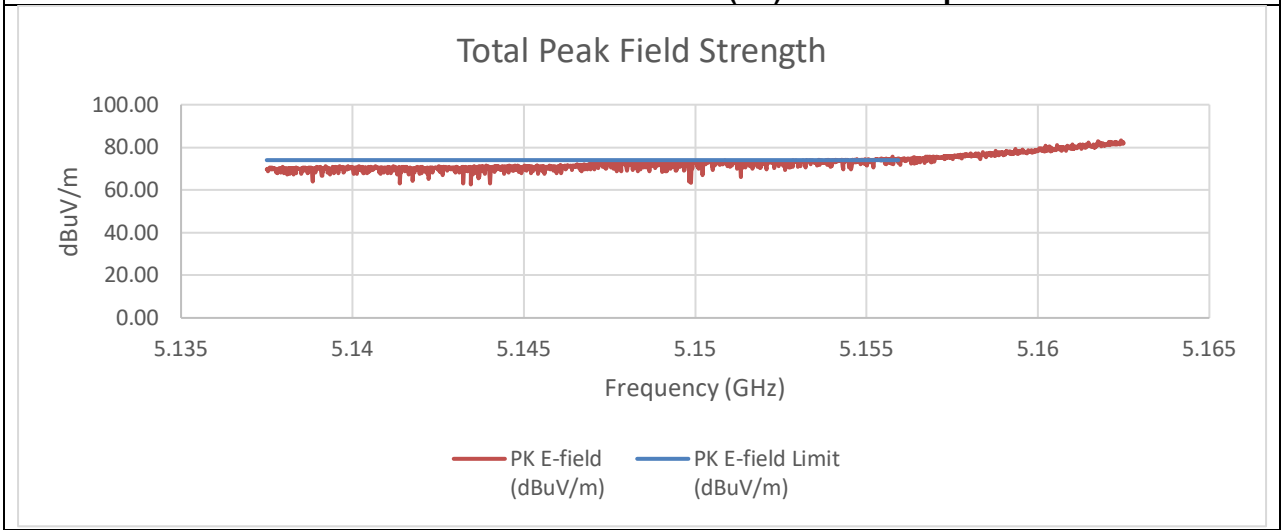

SUMMED BANDEDGE DATA (Av) Slow Sweep

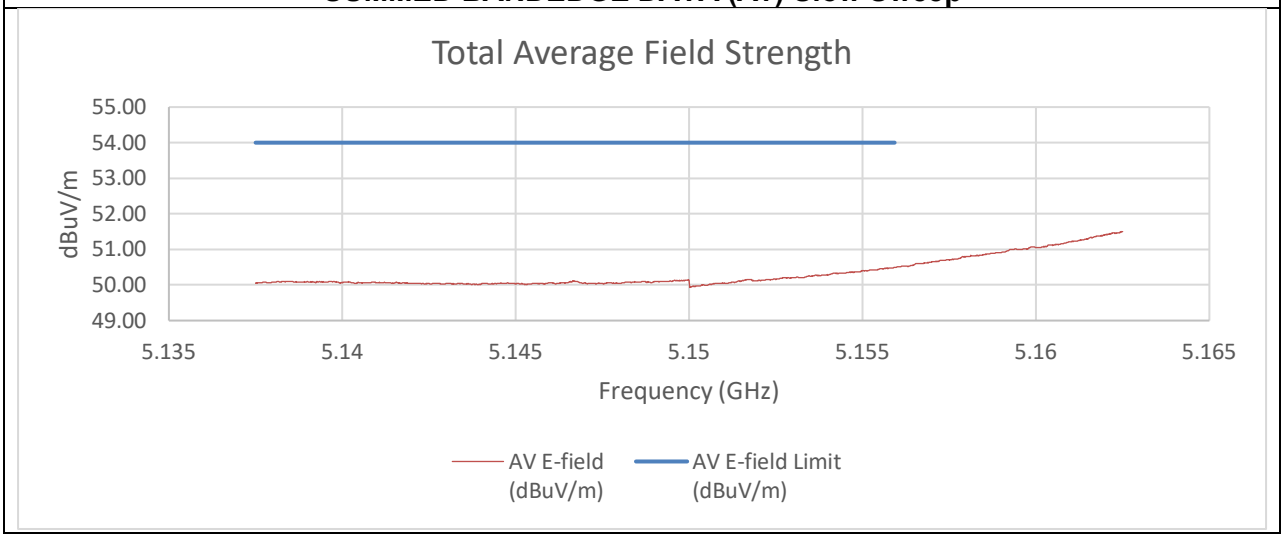

Summed Pk and Av Data at Restricted Band

Frequency (GHz)	PK Reading C1 (dBm)	PK Reading C2 (dBm)	PK EIRP (dBm)	PK E-field (dBuV/m)	PK E-field Limit (dBuV/m)	Margin (dB)
5.15	-36.53	-34.95	-22.35	72.91	74.00	-1.09
Frequency (GHz)	**AV Reading C1 (dBm)**	**AV Reading C2 (dBm)**	**AV EIRP (dBm)**	**AV E-field (dBuV/m)**	**AV E-field Limit (dBuV/m)**	**Margin (dB)**
5.15	-58.58	-58.32	-45.13	50.13	54.00	-3.87

An array gain of 10.31 dBi was used in the calculation of the summed data. Fast sweep was performed just to show that no other emissions existed outside of the frequencies observed by the slow sweep measurement.

UL LLC
12 Laboratory Drive, Research Triangle Park, NC 27709; USA TEL:(919)549-1400
This report shall not be reproduced except in full, without the written approval of UL LLC

2TX CHAIN 0 + CHAIN 1 MODE (Mid Gain) High BE 5250 MHz

SUMMED BANDEDGE DATA (Pk) Fast Method

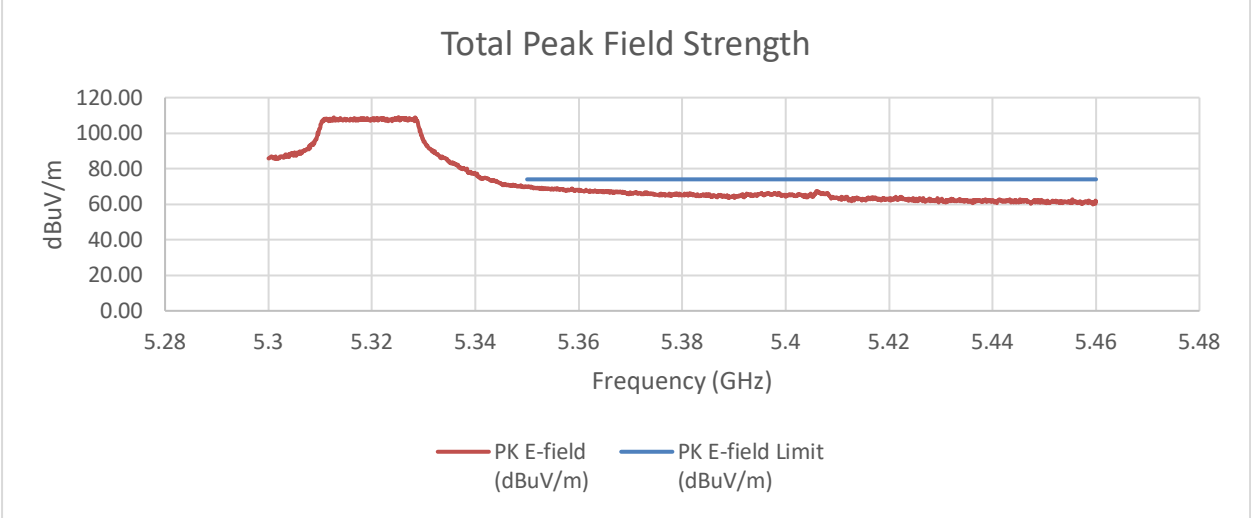

SUMMED BANDEDGE DATA (Av) Fast Method

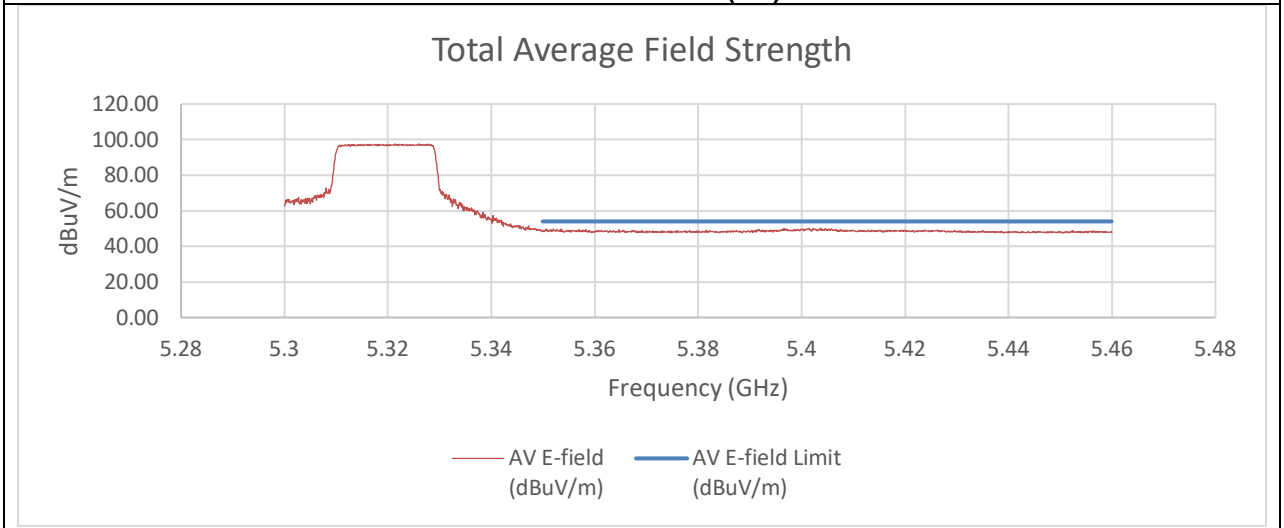

UL LLC
12 Laboratory Drive, Research Triangle Park, NC 27709; USA TEL:(919)549-1400
This report shall not be reproduced except in full, without the written approval of UL LLC

SUMMED BANDEDGE DATA (Pk) Slow Sweep

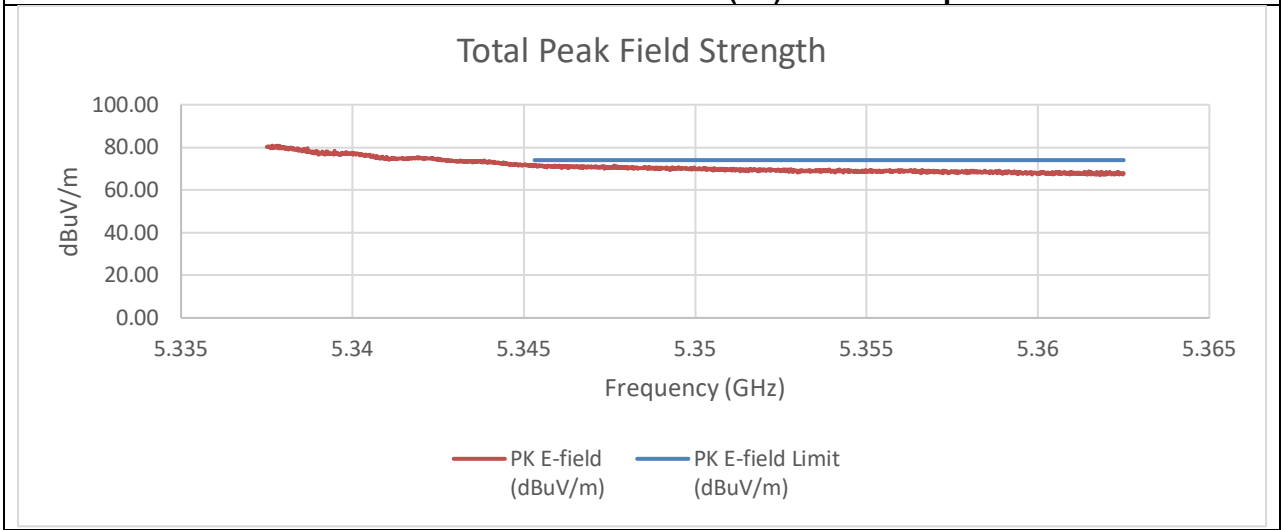

SUMMED BANDEDGE DATA (Av) Slow Sweep

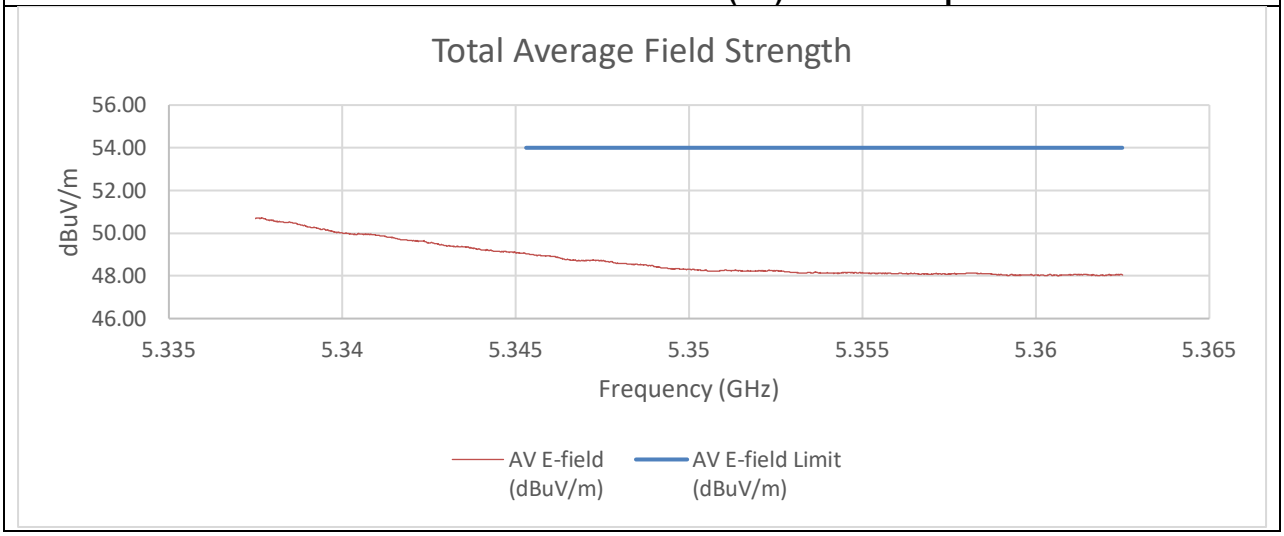

Summed Pk and Av Data at Restricted Band

Frequency (GHz)	PK Reading C1 (dBm)	PK Reading C2 (dBm)	PK EIRP (dBm)	PK E-field (dBuV/m)	PK E-field Limit (dBuV/m)	Margin (dB)
5.35	-40.37	-37.80	-25.58	69.68	74.00	-4.32
Frequency (GHz)	**AV Reading C1 (dBm)**	**AV Reading C2 (dBm)**	**AV EIRP (dBm)**	**AV E-field (dBuV/m)**	**AV E-field Limit (dBuV/m)**	**Margin (dB)**
5.35	-60.69	-59.90	-46.96	48.30	54.00	-5.70

An array gain of 10.31 dBi was used in the calculation of the summed data. Fast sweep was performed just to show that no other emissions existed outside of the frequencies observed by the slow sweep measurement.

UL LLC
12 Laboratory Drive, Research Triangle Park, NC 27709; USA TEL:(919)549-1400
This report shall not be reproduced except in full, without the written approval of UL LLC

2TX CHAIN 0 + CHAIN 1 MODE (High Gain) Low BE 5250 MHz

PK MEASUREMENT

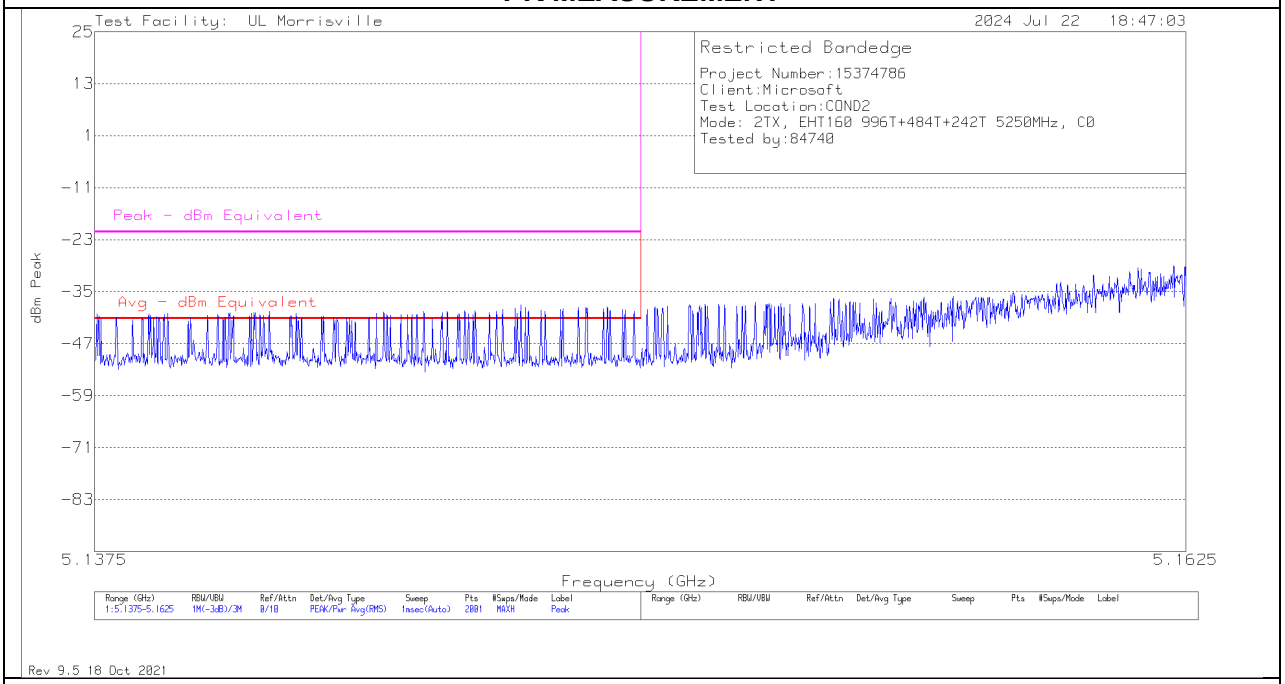

AVERAGE MEASUREMENT

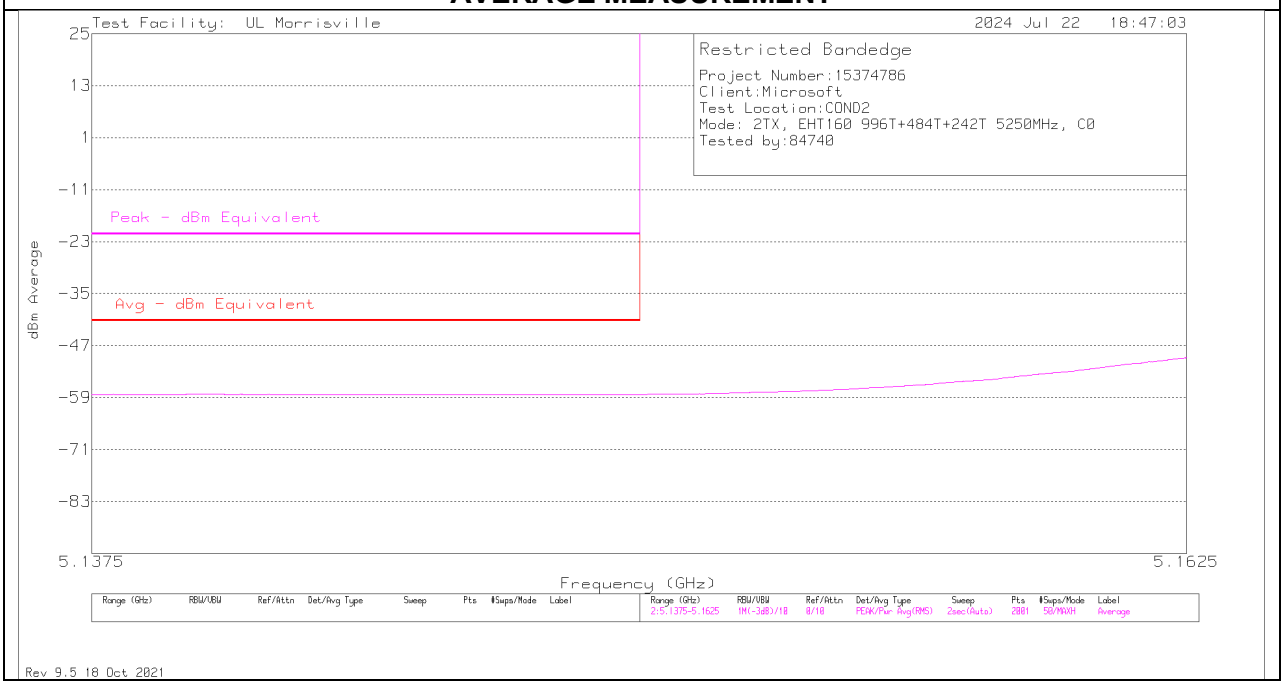

UL LLC
12 Laboratory Drive, Research Triangle Park, NC 27709; USA TEL:(919)549-1400

This report shall not be reproduced except in full, without the written approval of UL LLC

SUMMED BANDEDGE DATA (Pk) Fast Method

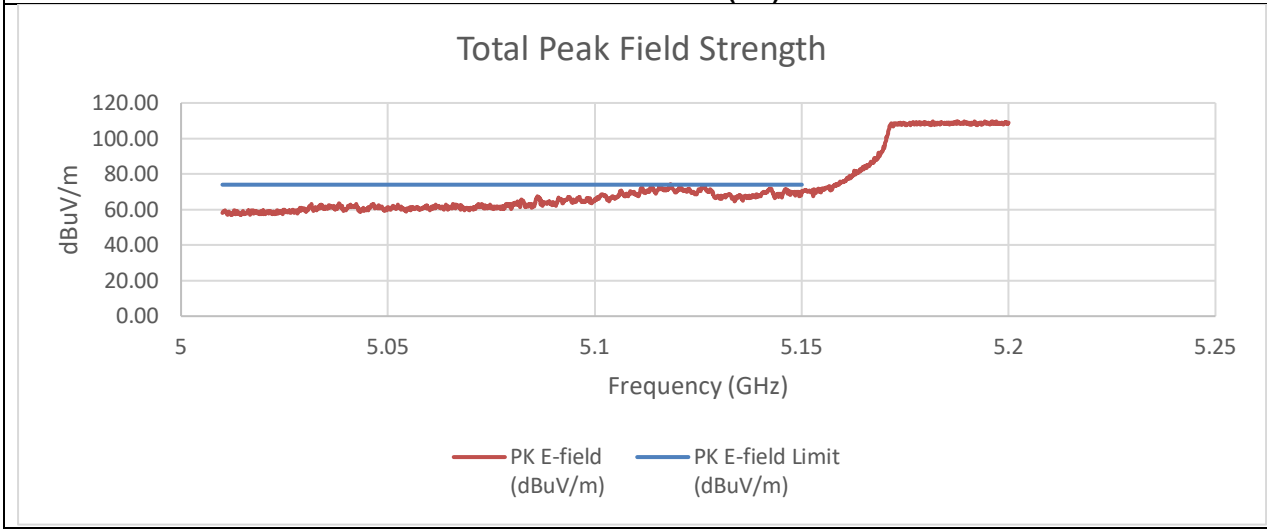

SUMMED BANDEDGE DATA (Av) Fast Method

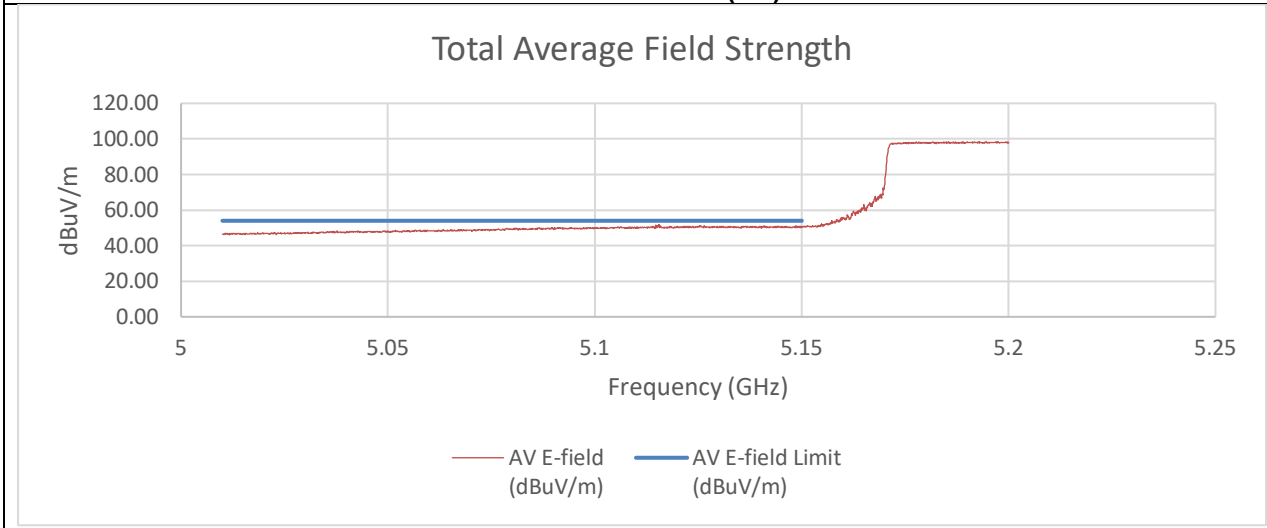

UL LLC
12 Laboratory Drive, Research Triangle Park, NC 27709; USA TEL:(919)549-1400
This report shall not be reproduced except in full, without the written approval of UL LLC

SUMMED BANDEDGE DATA (Pk) Slow Sweep

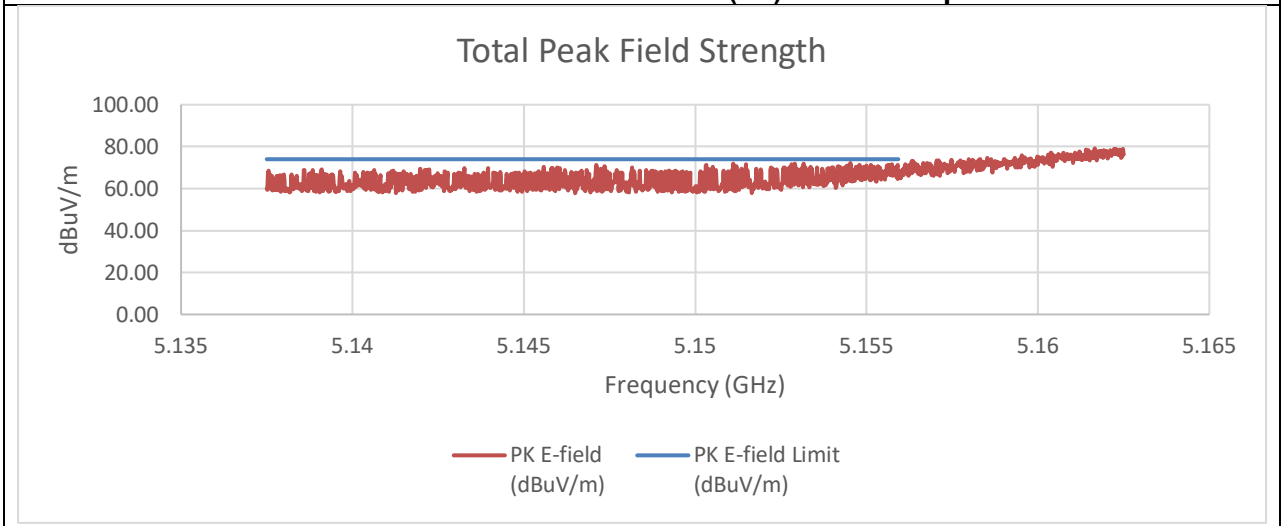

SUMMED BANDEDGE DATA (Av) Slow Sweep

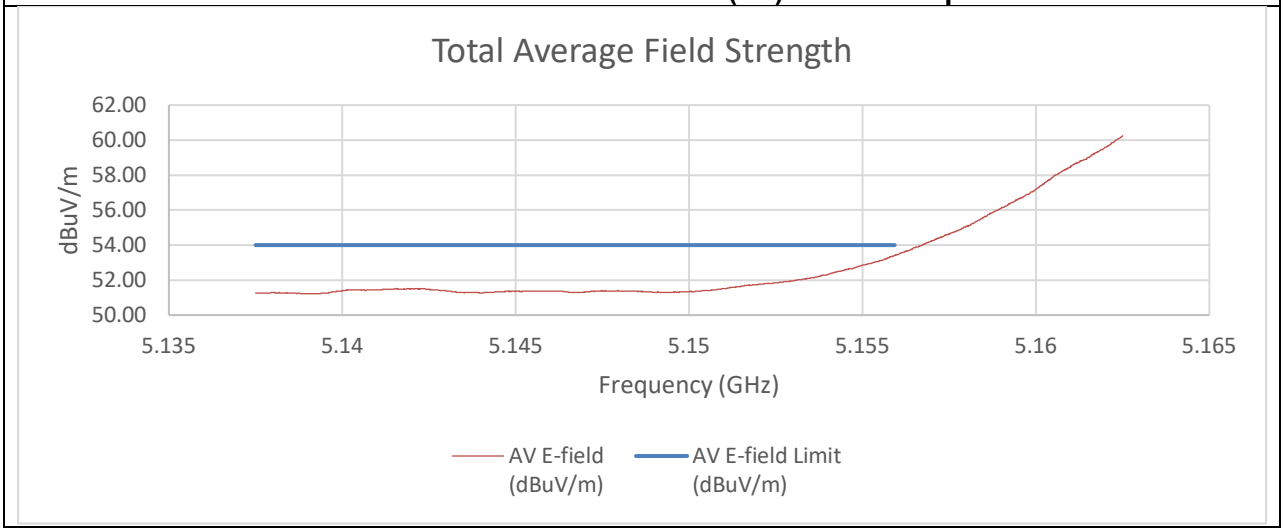

Summed Pk and Av Data at Restricted Band

Frequency (GHz)	PK Reading C1 (dBm)	PK Reading C2 (dBm)	PK EIRP (dBm)	PK E-field (dBuV/m)	PK E-field Limit (dBuV/m)	Margin (dB)
5.15	-51.40	-47.83	-34.58	60.68	74.00	-13.32
Frequency (GHz)	**AV Reading C1 (dBm)**	**AV Reading C2 (dBm)**	**AV EIRP (dBm)**	**AV E-field (dBuV/m)**	**AV E-field Limit (dBuV/m)**	**Margin (dB)**
5.15	-58.29	-58.92	-43.91	51.34	54.00	-2.66

An array gain of 11.67 dBi was used in the calculation of the summed data. Fast sweep was performed just to show that no other emissions existed outside of the frequencies observed by the slow sweep measurement.

UL LLC
12 Laboratory Drive, Research Triangle Park, NC 27709; USA TEL:(919)549-1400
This report shall not be reproduced except in full, without the written approval of UL LLC

2TX CHAIN 0 + CHAIN 1 MODE (High Gain) High BE 5250 MHz

PK MEASUREMENT

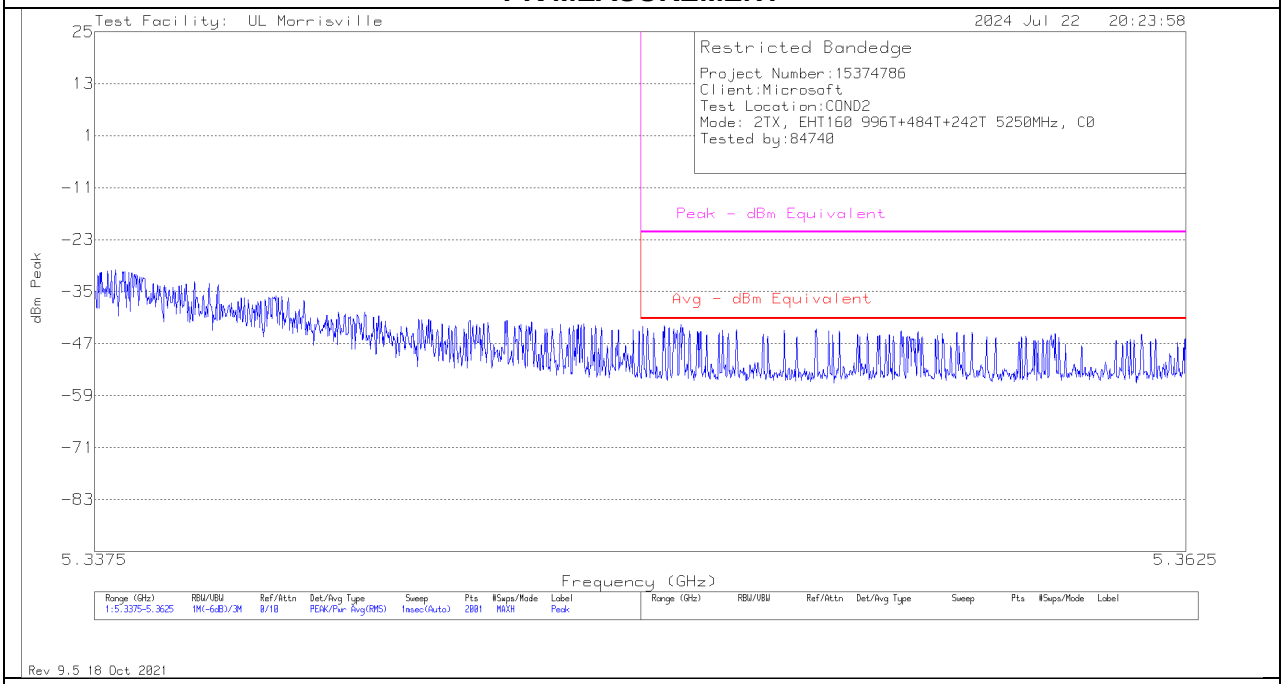

AVERAGE MEASUREMENT

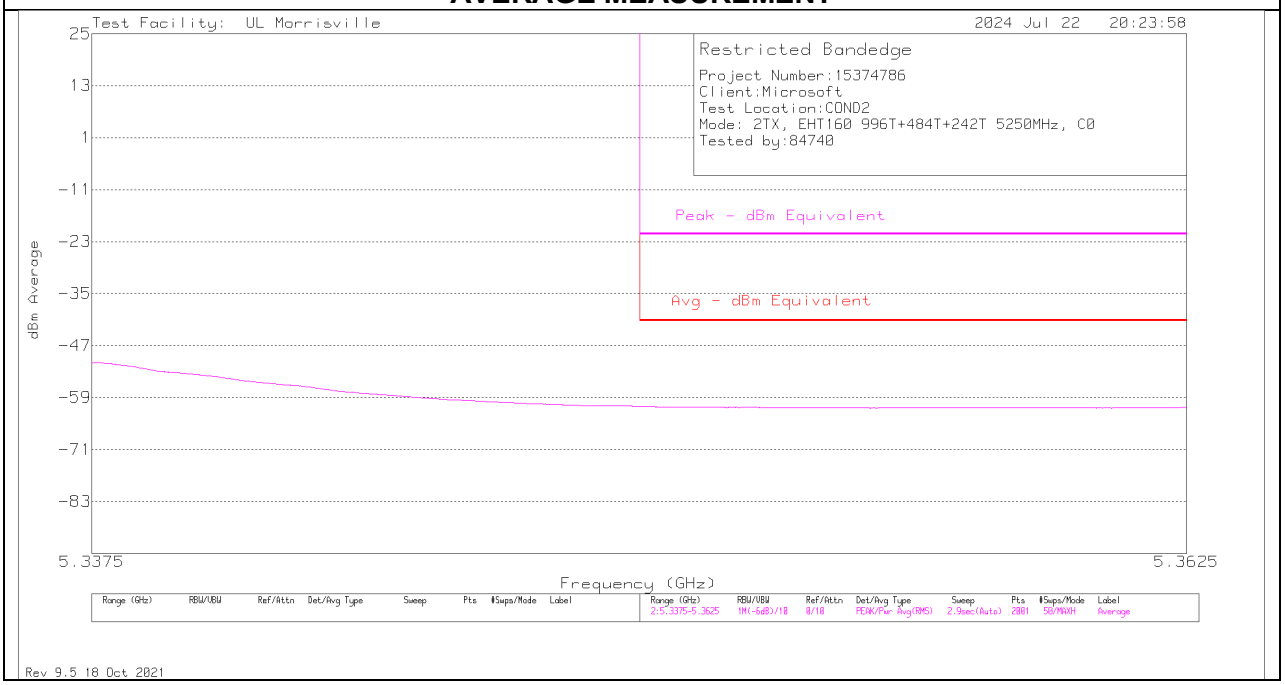

UL LLC
12 Laboratory Drive, Research Triangle Park, NC 27709; USA TEL:(919)549-1400
This report shall not be reproduced except in full, without the written approval of UL LLC

SUMMED BANDEDGE DATA (Pk) Fast Method

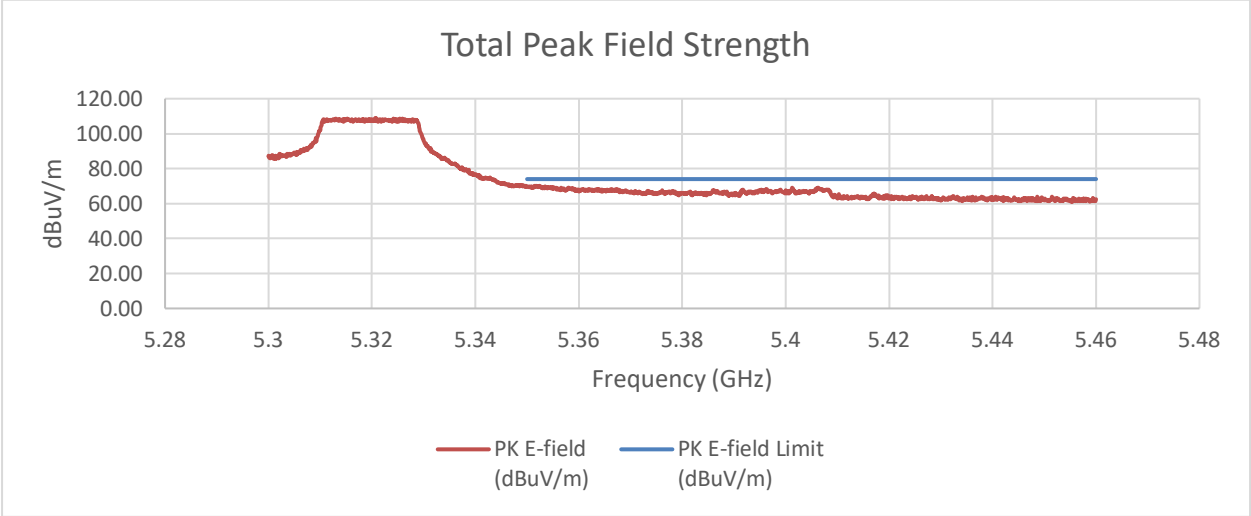

SUMMED BANDEDGE DATA (Av) Fast Method

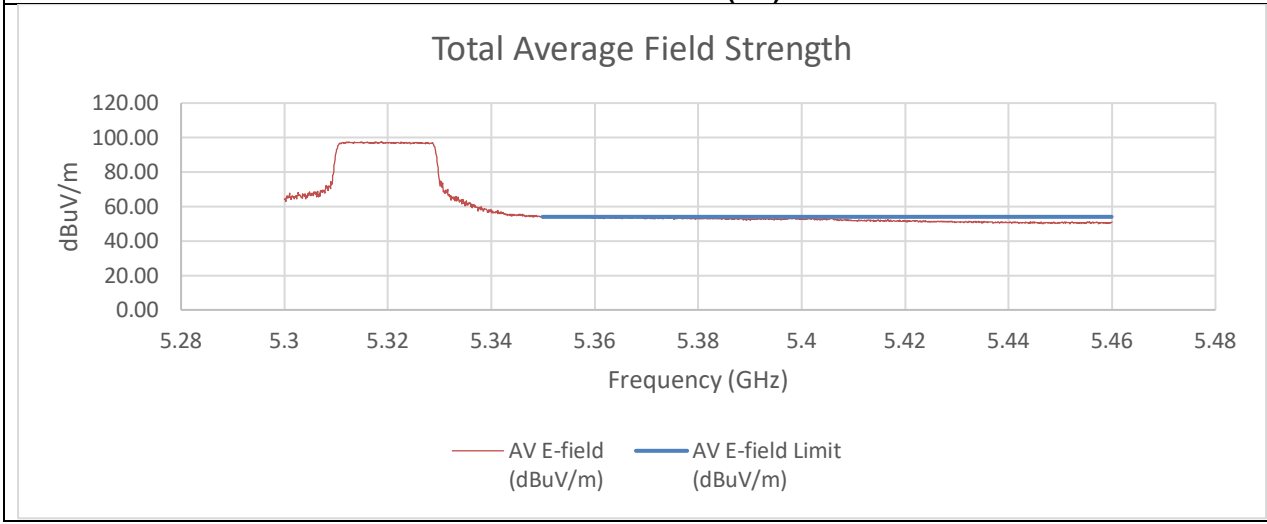

UL LLC
12 Laboratory Drive, Research Triangle Park, NC 27709; USA TEL:(919)549-1400

This report shall not be reproduced except in full, without the written approval of UL LLC

SUMMED BANDEDGE DATA (Pk) Slow Sweep

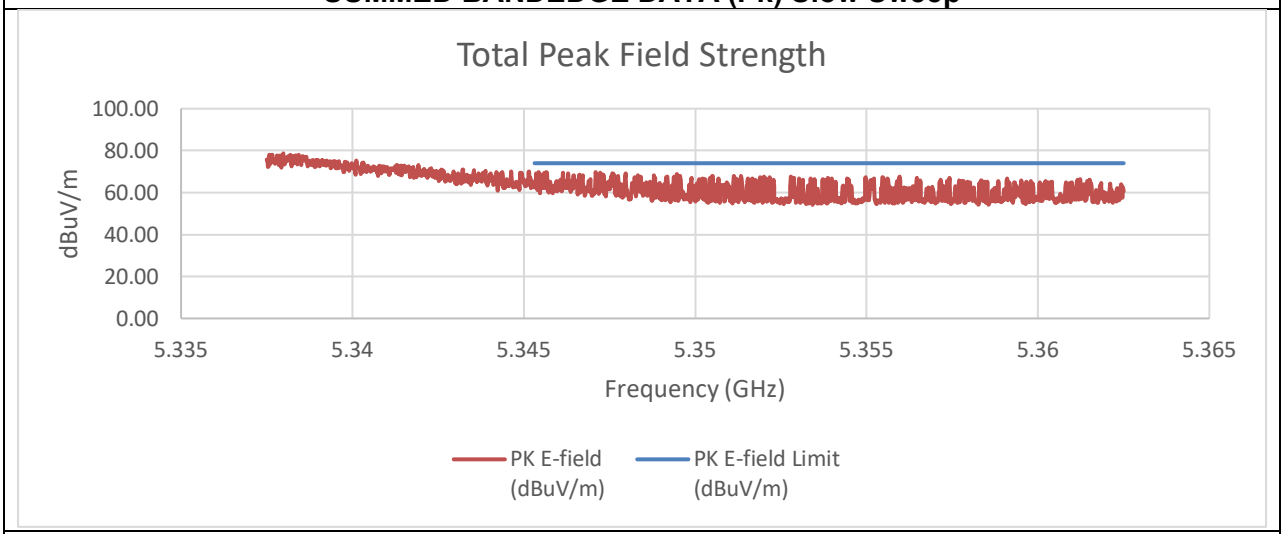

SUMMED BANDEDGE DATA (Av) Slow Sweep

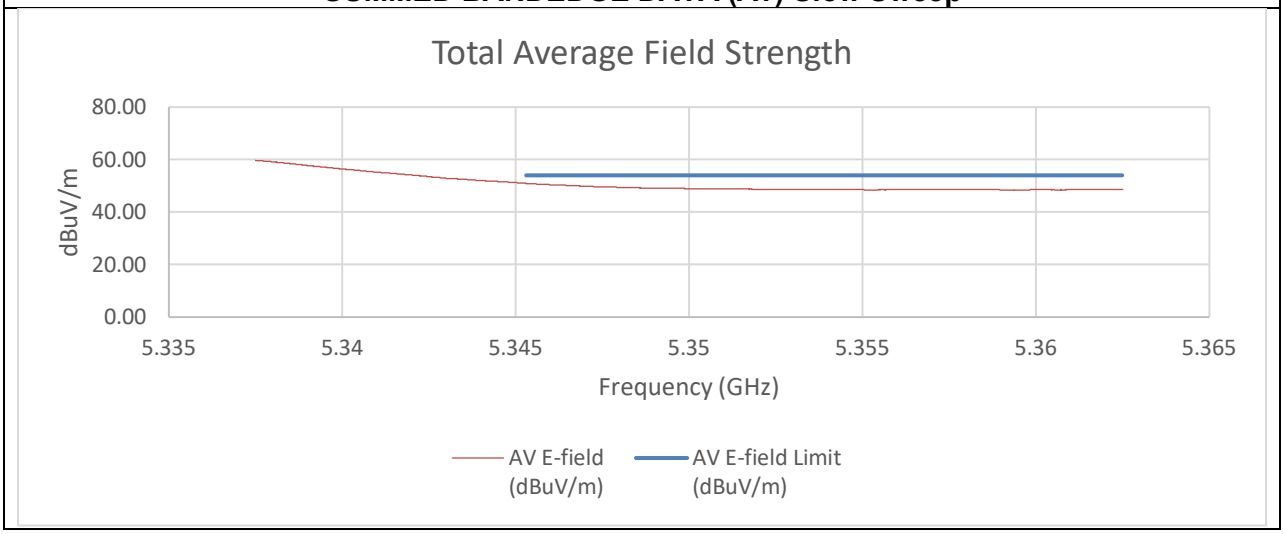

Summed Pk and Av Data at Restricted Band

Frequency (GHz)	PK Reading C1 (dBm)	PK Reading C2 (dBm)	PK EIRP (dBm)	PK E-field (dBuV/m)	PK E-field Limit (dBuV/m)	Margin (dB)
5.35	-54.91	-52.34	-38.76	56.50	74.00	-17.50
Frequency (GHz)	**AV Reading C1 (dBm)**	**AV Reading C2 (dBm)**	**AV EIRP (dBm)**	**AV E-field (dBuV/m)**	**AV E-field Limit (dBuV/m)**	**Margin (dB)**
5.35	-61.05	-60.94	-46.31	48.94	54.00	-5.06

An array gain of 11.67 dBi was used in the calculation of the summed data. Fast sweep was performed just to show that no other emissions existed outside of the frequencies observed by the slow sweep measurement.

UL LLC
12 Laboratory Drive, Research Triangle Park, NC 27709; USA TEL:(919)549-1400
This report shall not be reproduced except in full, without the written approval of UL LLC

TX ABOVE 1 GHz 802.11be EHT160 2x996T MODE IN THE 5.2/5.3 GHz BAND

2TX CHAIN 0 + CHAIN 1 MODE (Low Gain) Low BE 5250 MHz

SUMMED BANDEDGE DATA (Pk) Fast Method

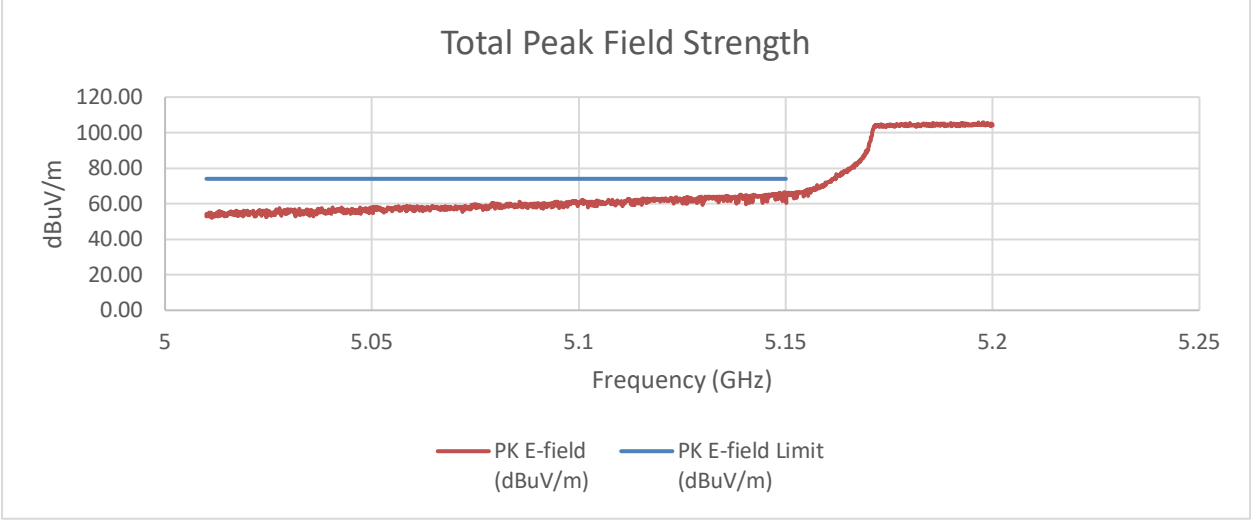

SUMMED BANDEDGE DATA (Av) Fast Method

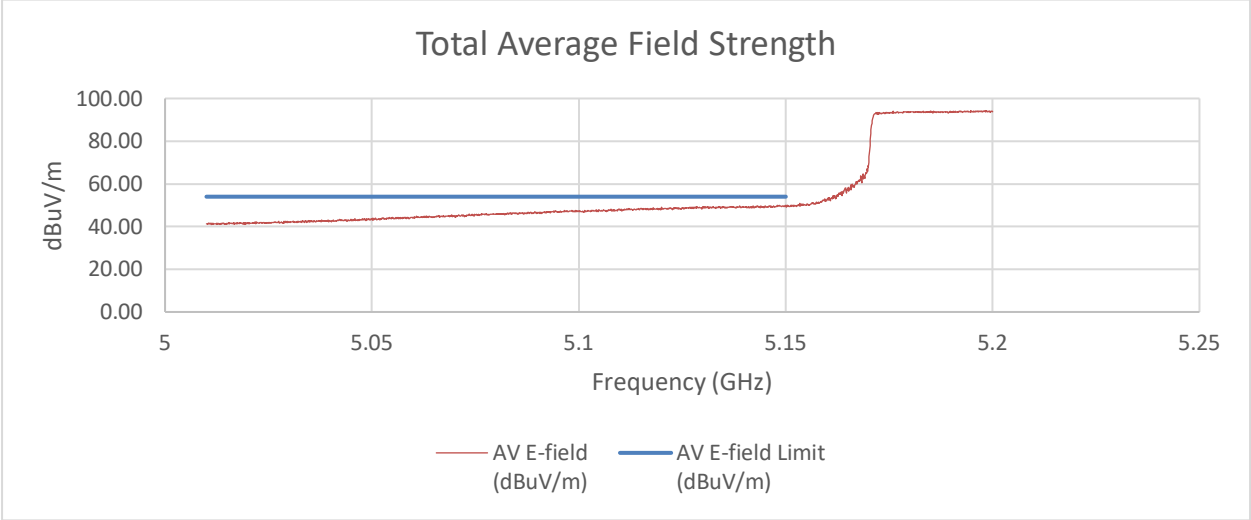

UL LLC
12 Laboratory Drive, Research Triangle Park, NC 27709; USA TEL:(919)549-1400
This report shall not be reproduced except in full, without the written approval of UL LLC

SUMMED BANDEDGE DATA (Pk) Slow Sweep

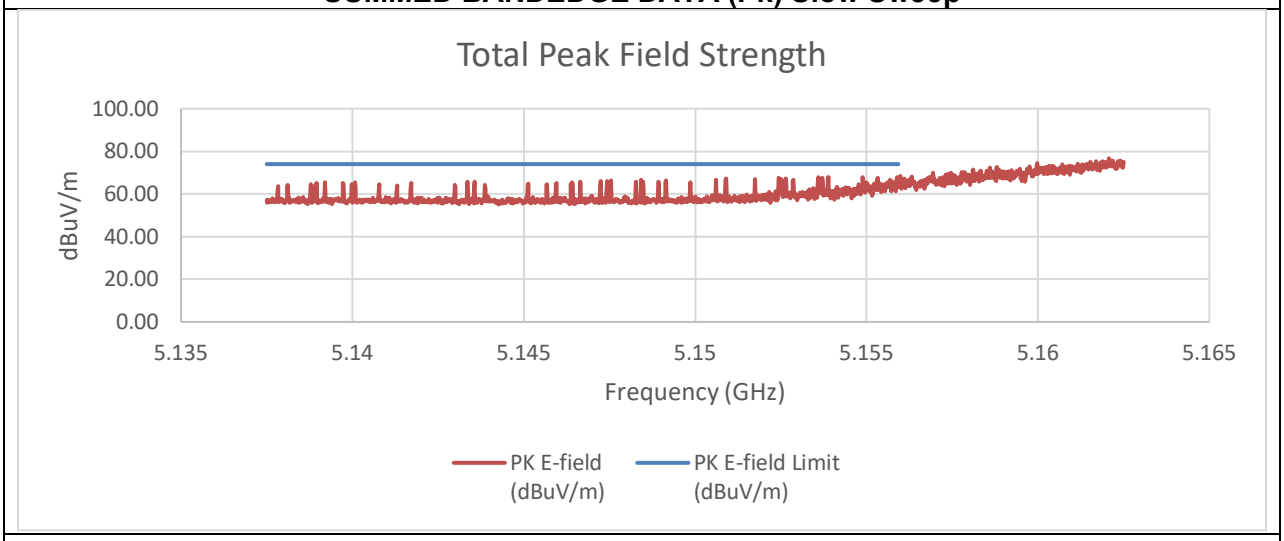

SUMMED BANDEDGE DATA (Av) Slow Sweep

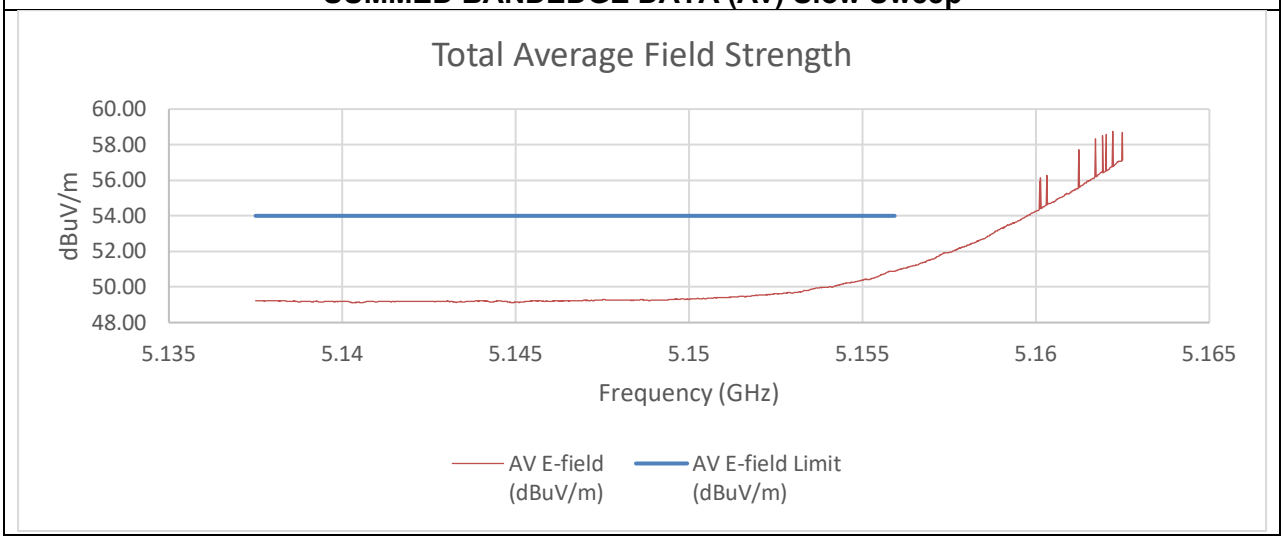

Summed Pk and Av Data at Restricted Band

Frequency (GHz)	PK Reading C1 (dBm)	PK Reading C2 (dBm)	PK EIRP (dBm)	PK E-field (dBuV/m)	PK E-field Limit (dBuV/m)	Margin (dB)
5.15	-49.16	-46.69	-36.53	58.73	74.00	-15.27
Frequency (GHz)	**AV Reading C1 (dBm)**	**AV Reading C2 (dBm)**	**AV EIRP (dBm)**	**AV E-field (dBuV/m)**	**AV E-field Limit (dBuV/m)**	**Margin (dB)**
5.15	-58.20	-56.33	-45.94	49.31	54.00	-4.69

An array gain of 8.21 dBi was used in the calculation of the summed data. Fast sweep was performed just to show that no other emissions existed outside of the frequencies observed by the slow sweep measurement.

UL LLC
12 Laboratory Drive, Research Triangle Park, NC 27709; USA TEL:(919)549-1400
This report shall not be reproduced except in full, without the written approval of UL LLC

2TX CHAIN 0 + CHAIN 1 MODE (Low Gain) High BE 5250 MHz

SUMMED BANDEDGE DATA (Pk) Fast Method

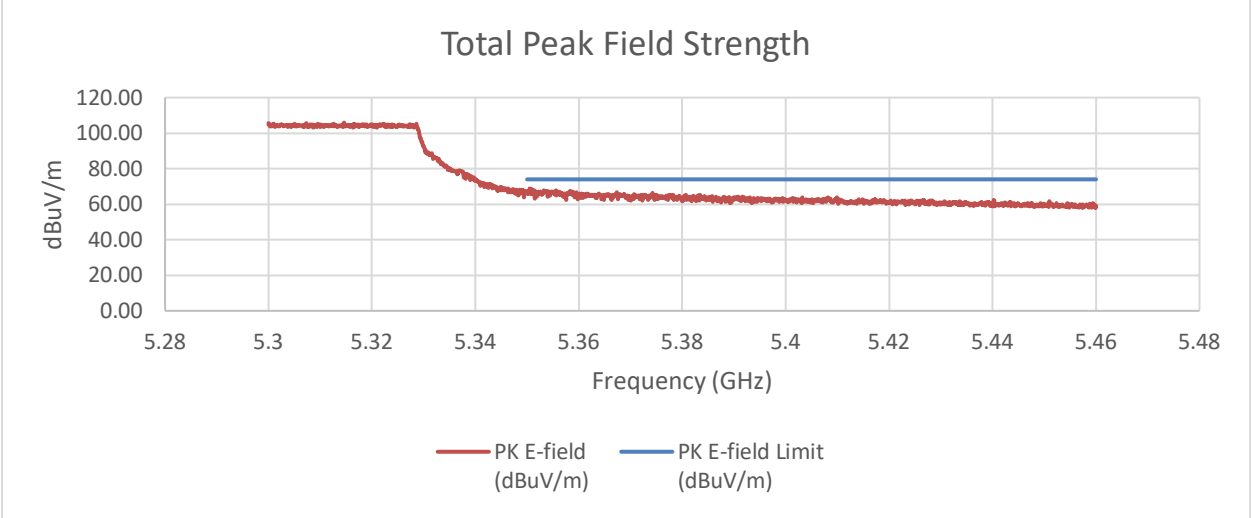

SUMMED BANDEDGE DATA (Av) Fast Method

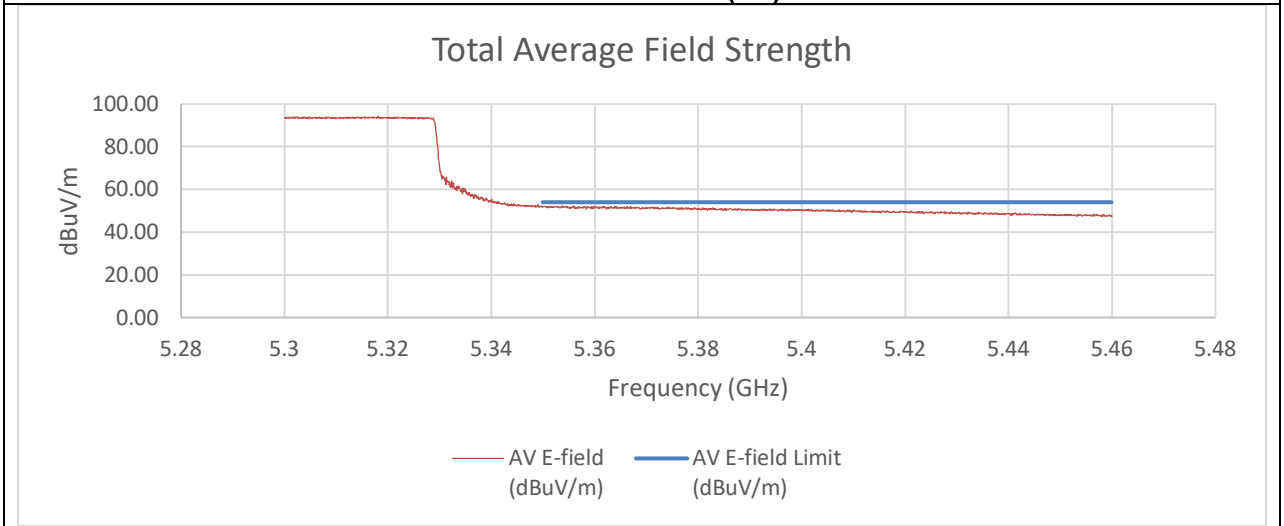

UL LLC
12 Laboratory Drive, Research Triangle Park, NC 27709; USA TEL:(919)549-1400
This report shall not be reproduced except in full, without the written approval of UL LLC

SUMMED BANDEDGE DATA (Pk) Slow Sweep

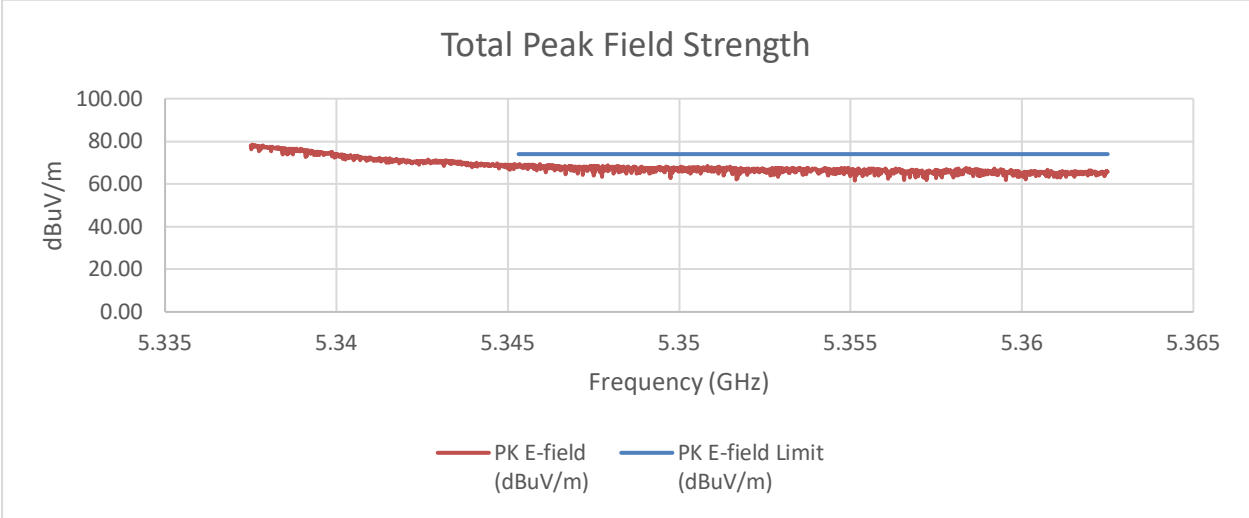

SUMMED BANDEDGE DATA (Av) Slow Sweep

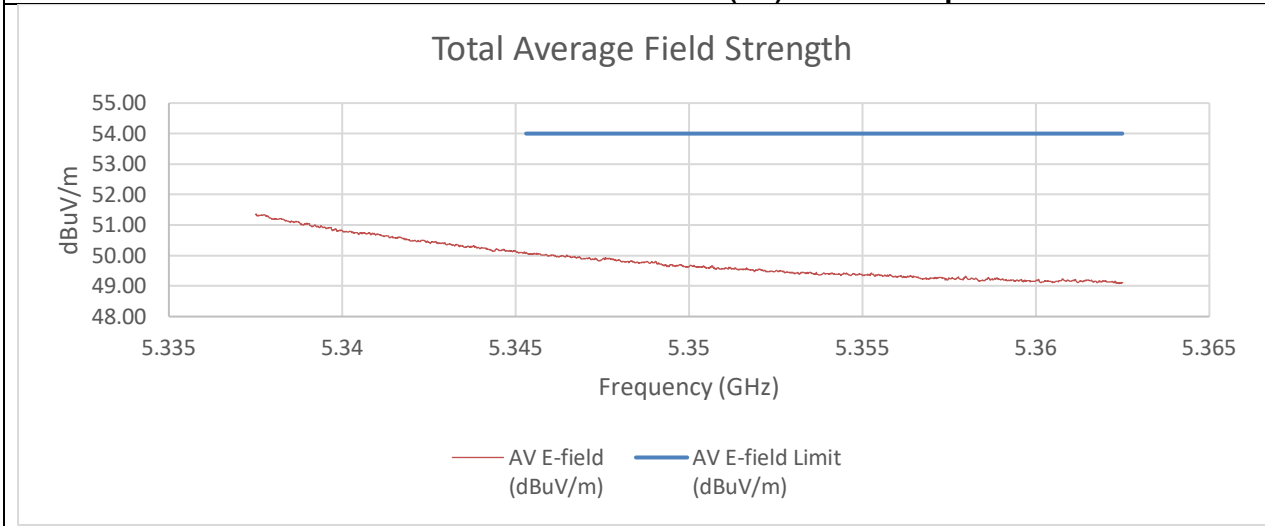

Summed Pk and Av Data at Restricted Band

Frequency (GHz)	PK Reading C1 (dBm)	PK Reading C2 (dBm)	PK EIRP (dBm)	PK E-field (dBuV/m)	PK E-field Limit (dBuV/m)	Margin (dB)
5.35	-39.51	-39.12	-28.09	67.17	74.00	-6.83
Frequency (GHz)	**AV Reading C1 (dBm)**	**AV Reading C2 (dBm)**	**AV EIRP (dBm)**	**AV E-field (dBuV/m)**	**AV E-field Limit (dBuV/m)**	**Margin (dB)**
5.35	-61.18	-54.72	-45.63	49.63	54.00	-4.37

An array gain of 8.21 dBi was used in the calculation of the summed data. Fast sweep was performed just to show that no other emissions existed outside of the frequencies observed by the slow sweep measurement.

UL LLC
12 Laboratory Drive, Research Triangle Park, NC 27709; USA TEL:(919)549-1400
This report shall not be reproduced except in full, without the written approval of UL LLC

2TX CHAIN 0 + CHAIN 1 MODE (Mid Gain) Low BE 5250 MHz

SUMMED BANDEDGE DATA (Pk) Fast Method

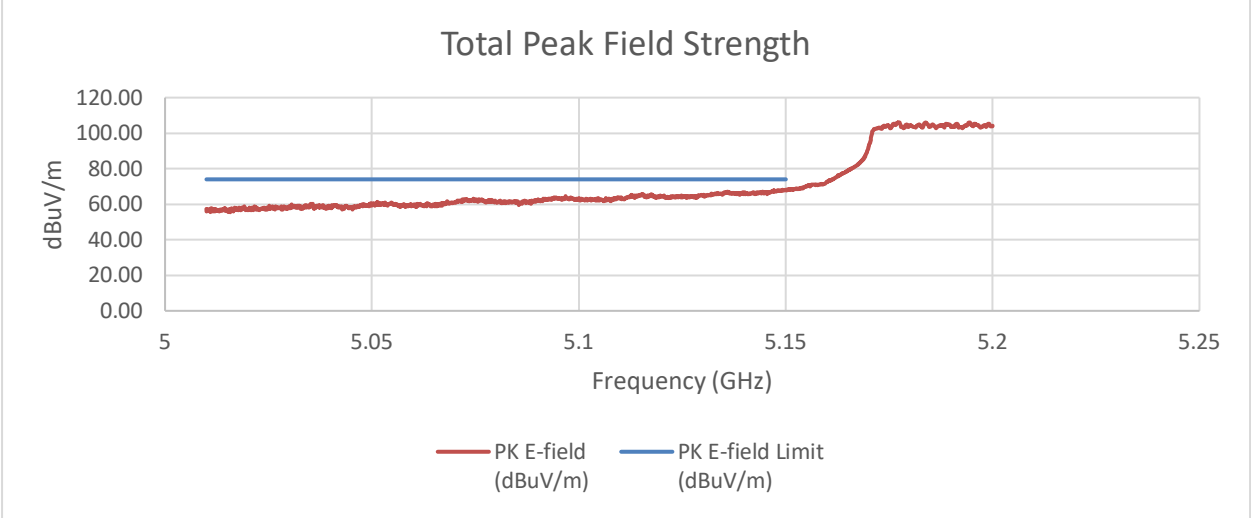

SUMMED BANDEDGE DATA (Av) Fast Method

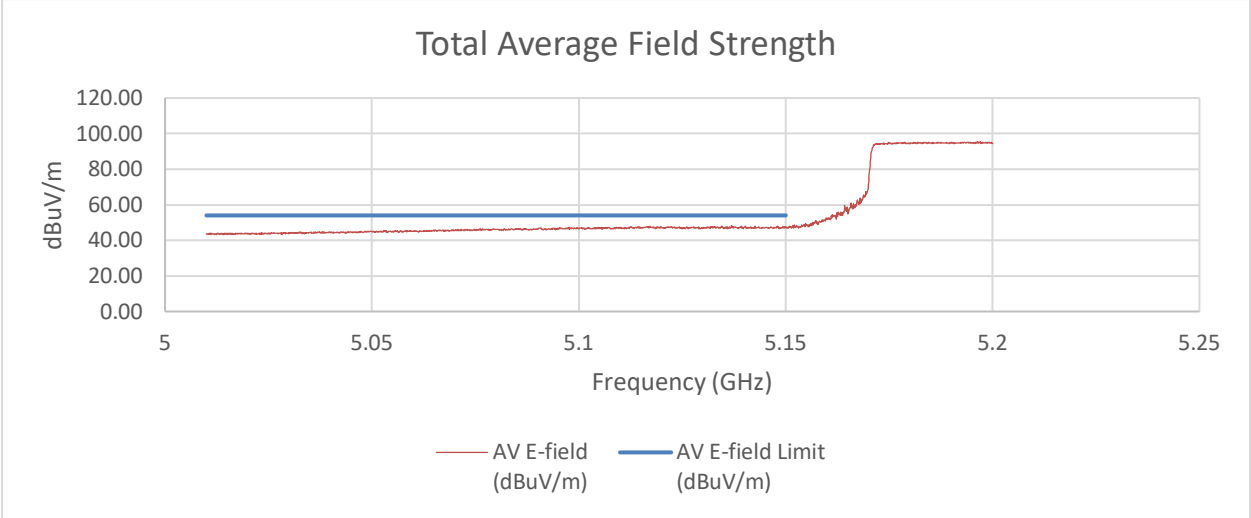

UL LLC
12 Laboratory Drive, Research Triangle Park, NC 27709; USA TEL:(919)549-1400
This report shall not be reproduced except in full, without the written approval of UL LLC

SUMMED BANDEDGE DATA (Pk) Slow Sweep

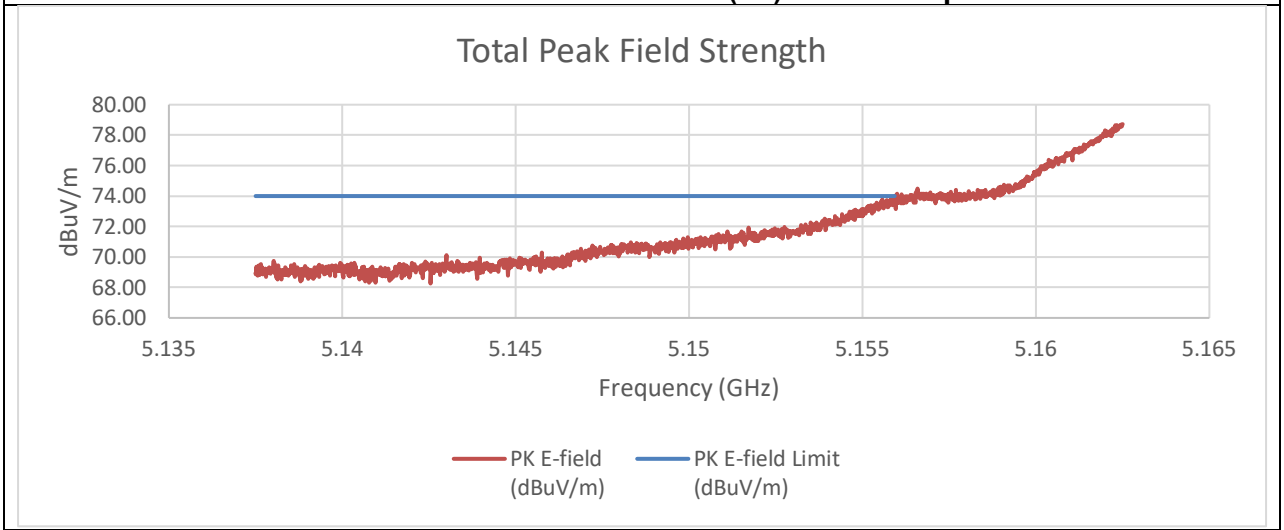

SUMMED BANDEDGE DATA (Av) Slow Sweep

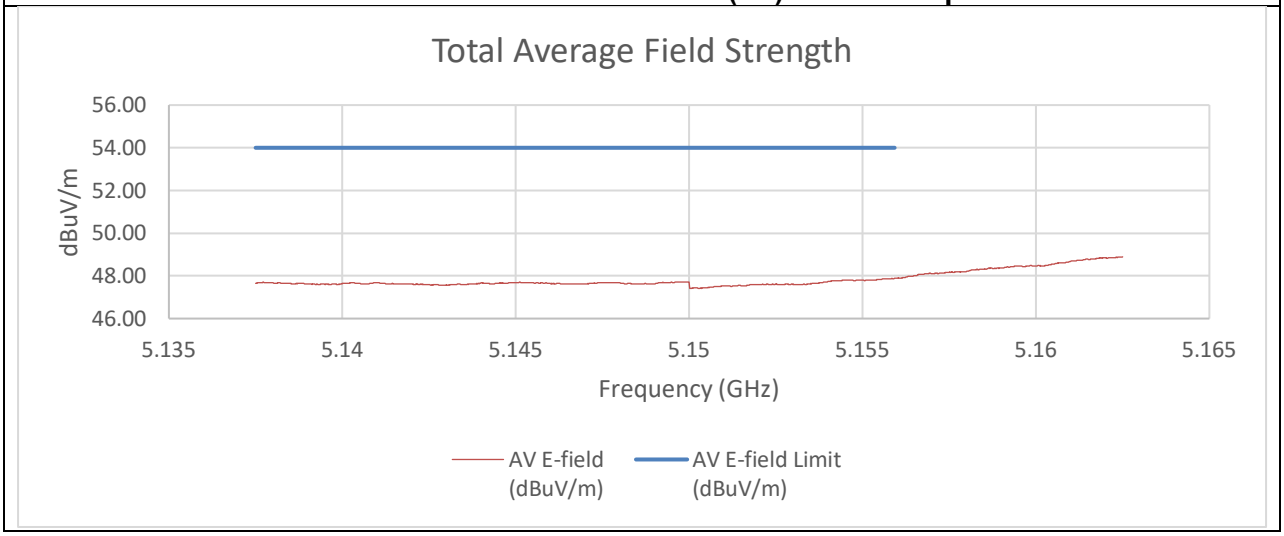

Summed Pk and Av Data at Restricted Band

Frequency (GHz)	PK Reading C1 (dBm)	PK Reading C2 (dBm)	PK EIRP (dBm)	PK E-field (dBuV/m)	PK E-field Limit (dBuV/m)	Margin (dB)
5.15	-37.54	-38.17	-24.52	70.73	74.00	-3.27
Frequency (GHz)	**AV Reading C1 (dBm)**	**AV Reading C2 (dBm)**	**AV EIRP (dBm)**	**AV E-field (dBuV/m)**	**AV E-field Limit (dBuV/m)**	**Margin (dB)**
5.15	-61.50	-60.31	-47.54	47.71	54.00	-6.29

An array gain of 10.31 dBi was used in the calculation of the summed data. Fast sweep was performed just to show that no other emissions existed outside of the frequencies observed by the slow sweep measurement.

UL LLC
12 Laboratory Drive, Research Triangle Park, NC 27709; USA TEL:(919)549-1400
This report shall not be reproduced except in full, without the written approval of UL LLC

2TX CHAIN 0 + CHAIN 1 MODE (Mid Gain) High BE 5250 MHz

SUMMED BANDEDGE DATA (Pk) Fast Method

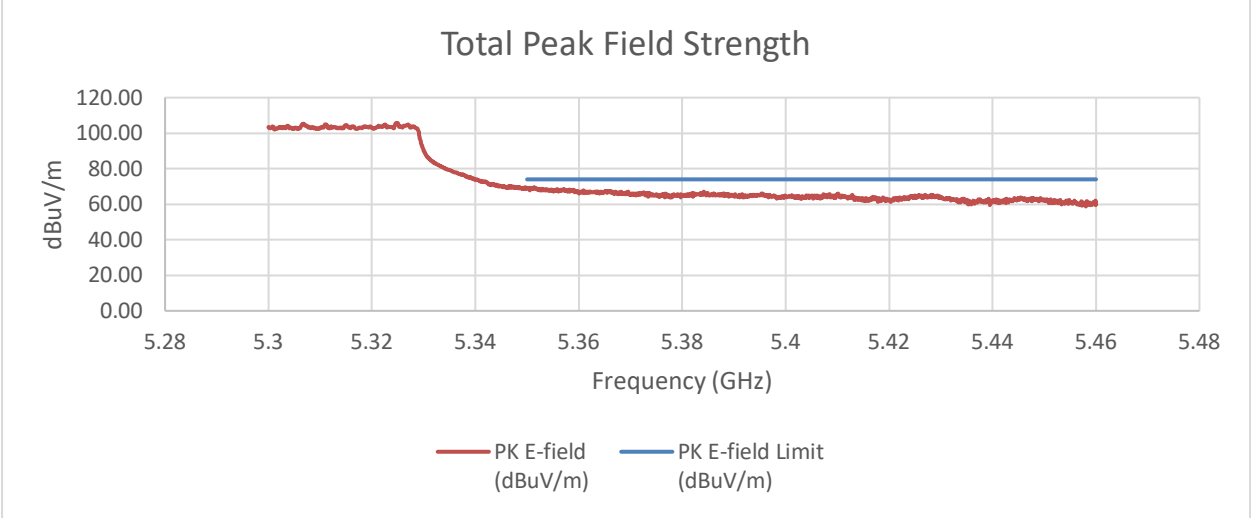

SUMMED BANDEDGE DATA (Av) Fast Method

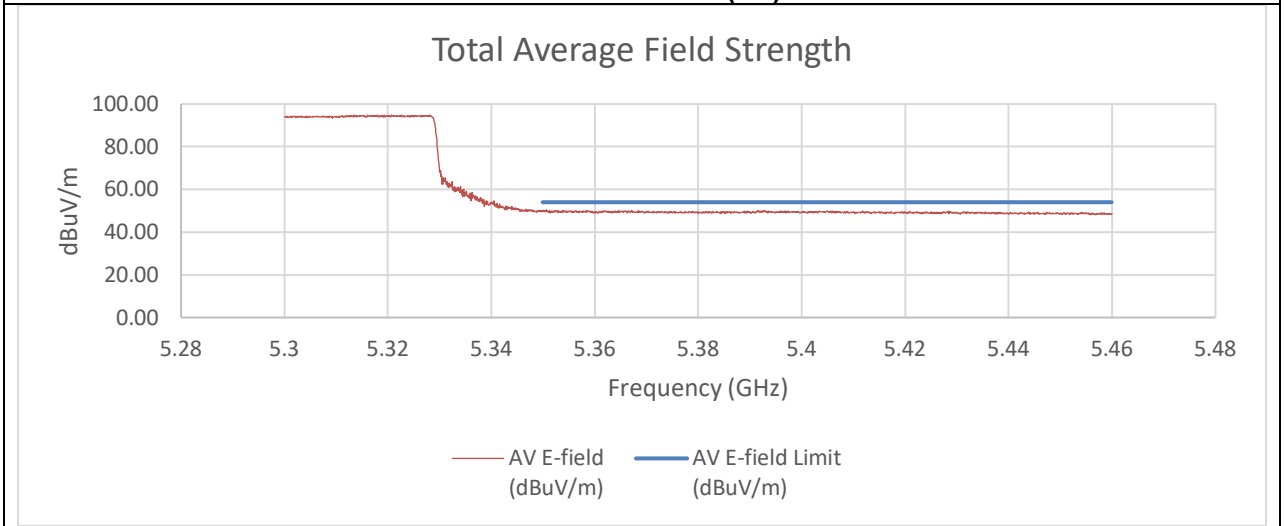

UL LLC
12 Laboratory Drive, Research Triangle Park, NC 27709; USA TEL:(919)549-1400
This report shall not be reproduced except in full, without the written approval of UL LLC

SUMMED BANDEDGE DATA (Pk) Slow Sweep

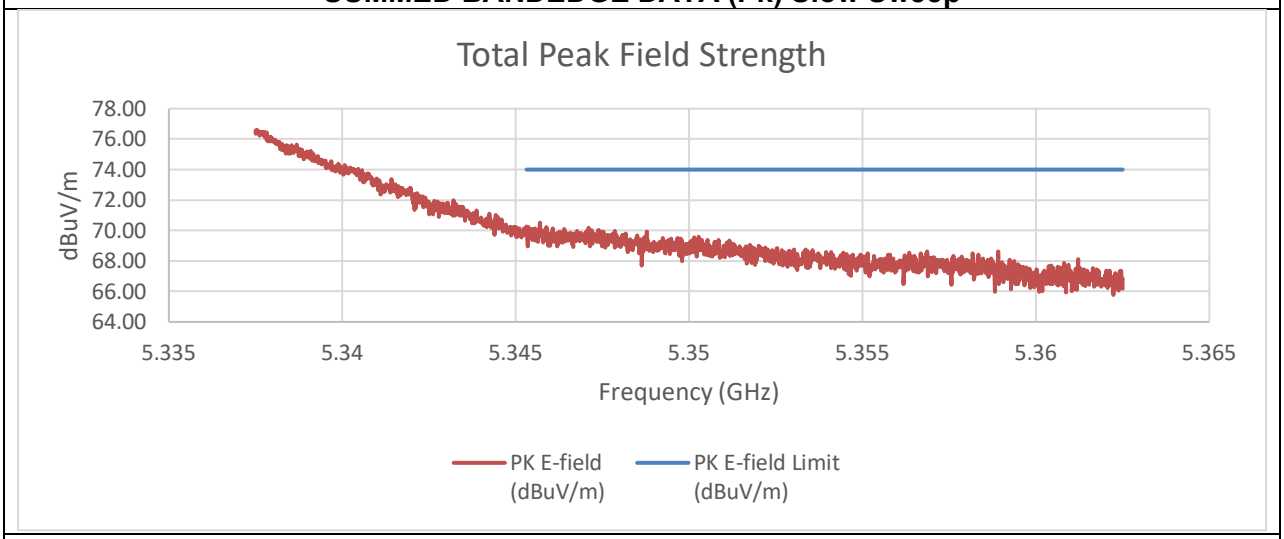

SUMMED BANDEDGE DATA (Av) Slow Sweep

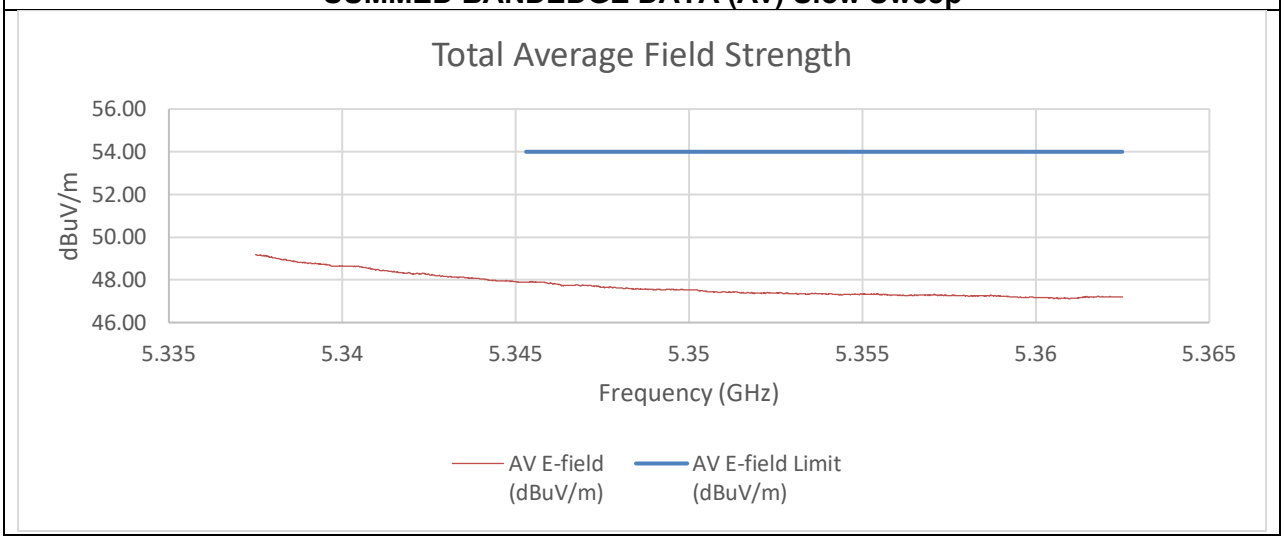

Summed Pk and Av Data at Restricted Band

Frequency (GHz)	PK Reading C1 (dBm)	PK Reading C2 (dBm)	PK EIRP (dBm)	PK E-field (dBuV/m)	PK E-field Limit (dBuV/m)	Margin (dB)
5.35	-40.47	-39.62	-26.70	68.55	74.00	-5.45
Frequency (GHz)	**AV Reading C1 (dBm)**	**AV Reading C2 (dBm)**	**AV EIRP (dBm)**	**AV E-field (dBuV/m)**	**AV E-field Limit (dBuV/m)**	**Margin (dB)**
5.35	-61.47	-60.66	-47.73	47.53	54.00	-6.47

An array gain of 10.31 dBi was used in the calculation of the summed data. Fast sweep was performed just to show that no other emissions existed outside of the frequencies observed by the slow sweep measurement.

UL LLC
12 Laboratory Drive, Research Triangle Park, NC 27709; USA TEL:(919)549-1400
This report shall not be reproduced except in full, without the written approval of UL LLC

2TX CHAIN 0 + CHAIN 1 MODE (High Gain) Low BE 5250 MHz

PK MEASUREMENT

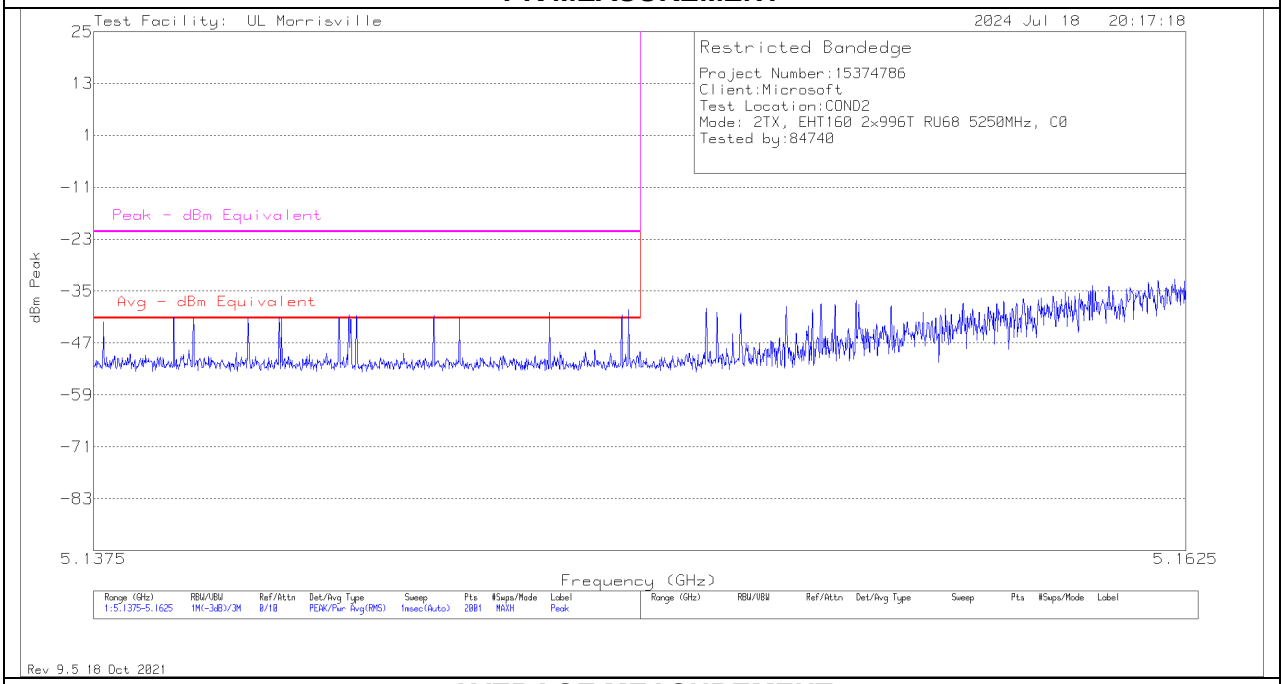

AVERAGE MEASUREMENT

UL LLC
12 Laboratory Drive, Research Triangle Park, NC 27709; USA TEL:(919)549-1400

This report shall not be reproduced except in full, without the written approval of UL LLC

SUMMED BANDEDGE DATA (Pk) Fast Method

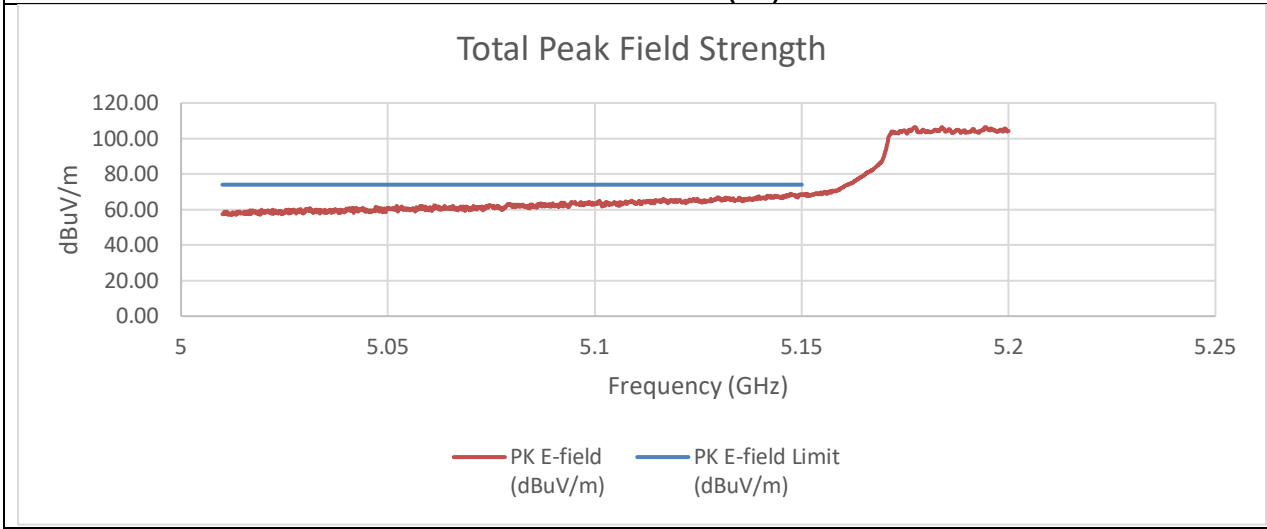

SUMMED BANDEDGE DATA (Av) Fast Method

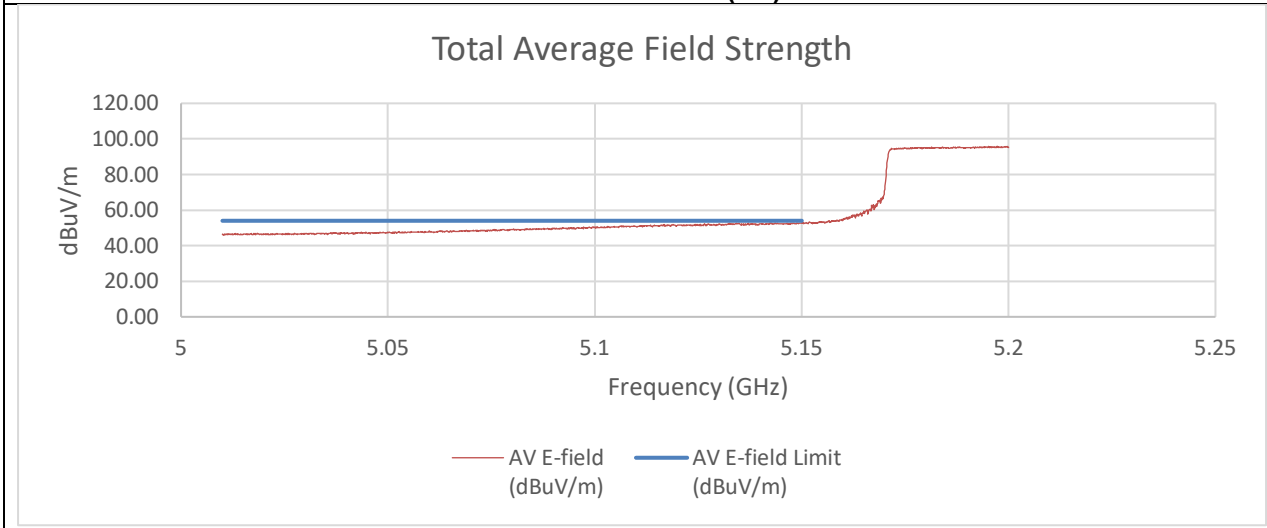

UL LLC
12 Laboratory Drive, Research Triangle Park, NC 27709; USA TEL:(919)549-1400
This report shall not be reproduced except in full, without the written approval of UL LLC

SUMMED BANDEDGE DATA (Pk) Slow Sweep

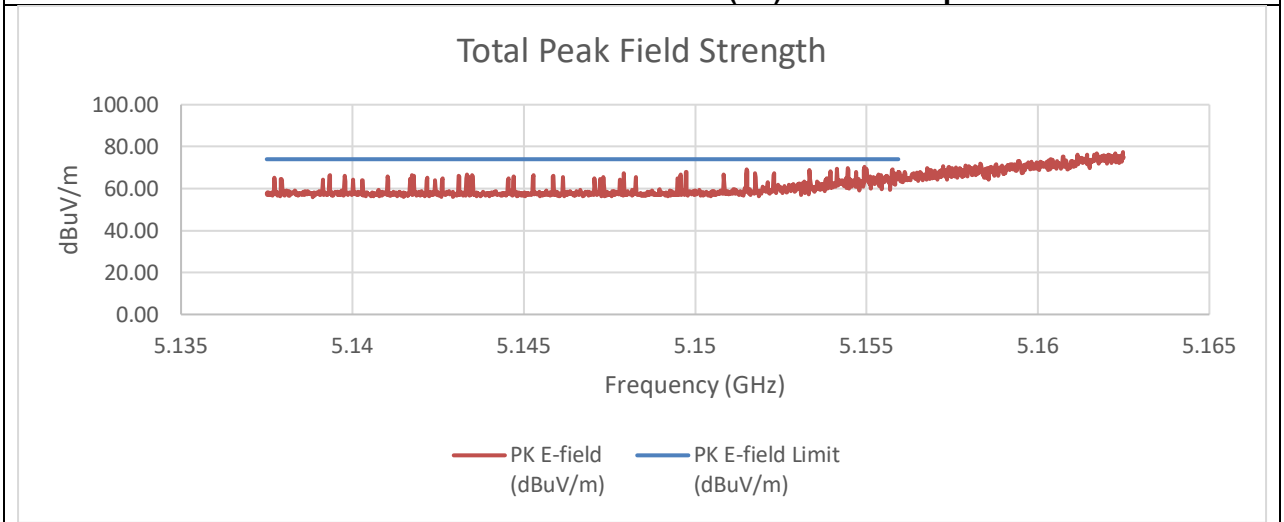

SUMMED BANDEDGE DATA (Av) Slow Sweep

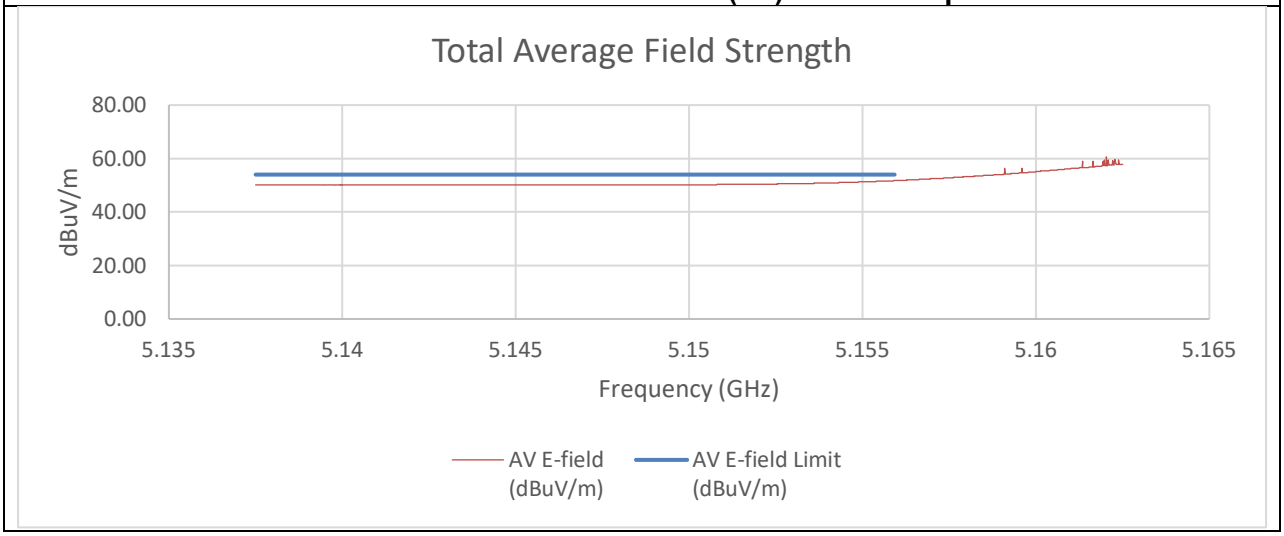

Summed Pk and Av Data at Restricted Band

Frequency (GHz)	PK Reading C1 (dBm)	PK Reading C2 (dBm)	PK EIRP (dBm)	PK E-field (dBuV/m)	PK E-field Limit (dBuV/m)	Margin (dB)
5.15	-49.11	-53.67	-36.14	59.12	74.00	-14.88
Frequency (GHz)	**AV Reading C1 (dBm)**	**AV Reading C2 (dBm)**	**AV EIRP (dBm)**	**AV E-field (dBuV/m)**	**AV E-field Limit (dBuV/m)**	**Margin (dB)**
5.15	-59.28	-60.51	-45.17	50.09	54.00	-3.91

An array gain of 11.67 dBi was used in the calculation of the summed data. Fast sweep was performed just to show that no other emissions existed outside of the frequencies observed by the slow sweep measurement.

UL LLC
12 Laboratory Drive, Research Triangle Park, NC 27709; USA TEL:(919)549-1400
This report shall not be reproduced except in full, without the written approval of UL LLC

2TX CHAIN 0 + CHAIN 1 MODE (High Gain) High BE 5250 MHz

PK MEASUREMENT

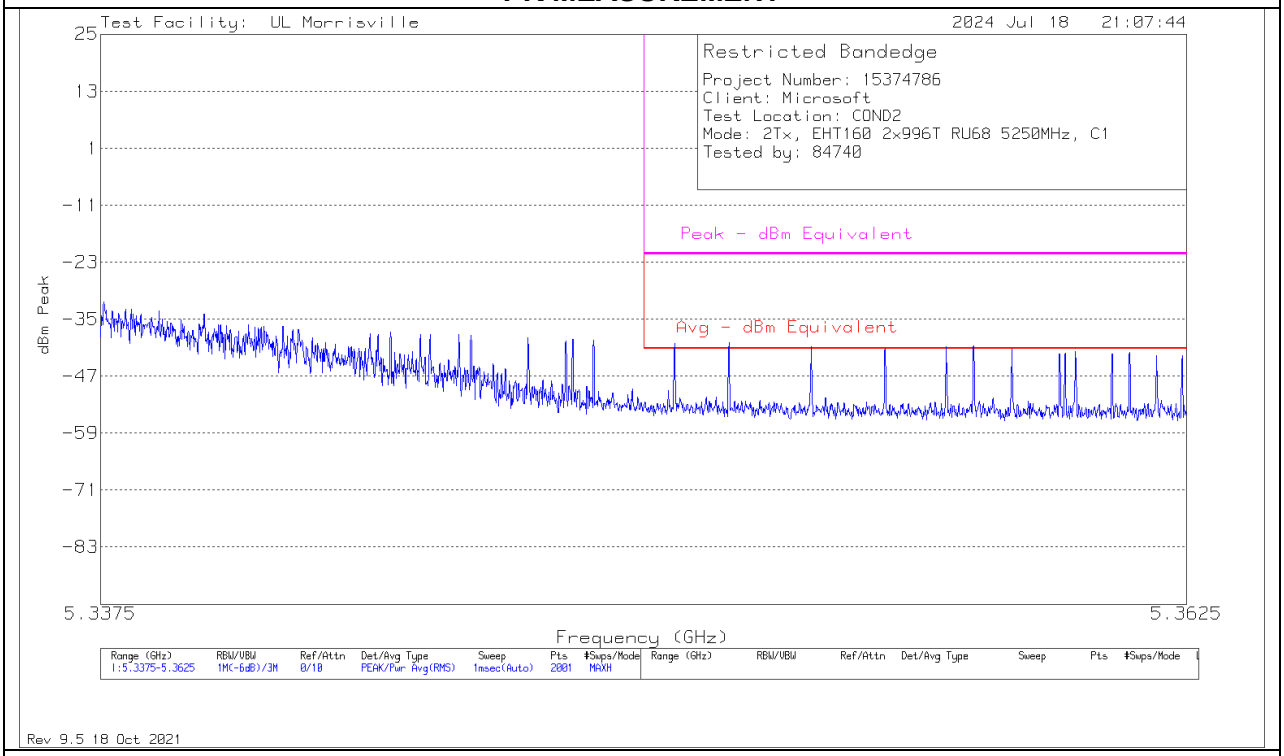

AVERAGE MEASUREMENT

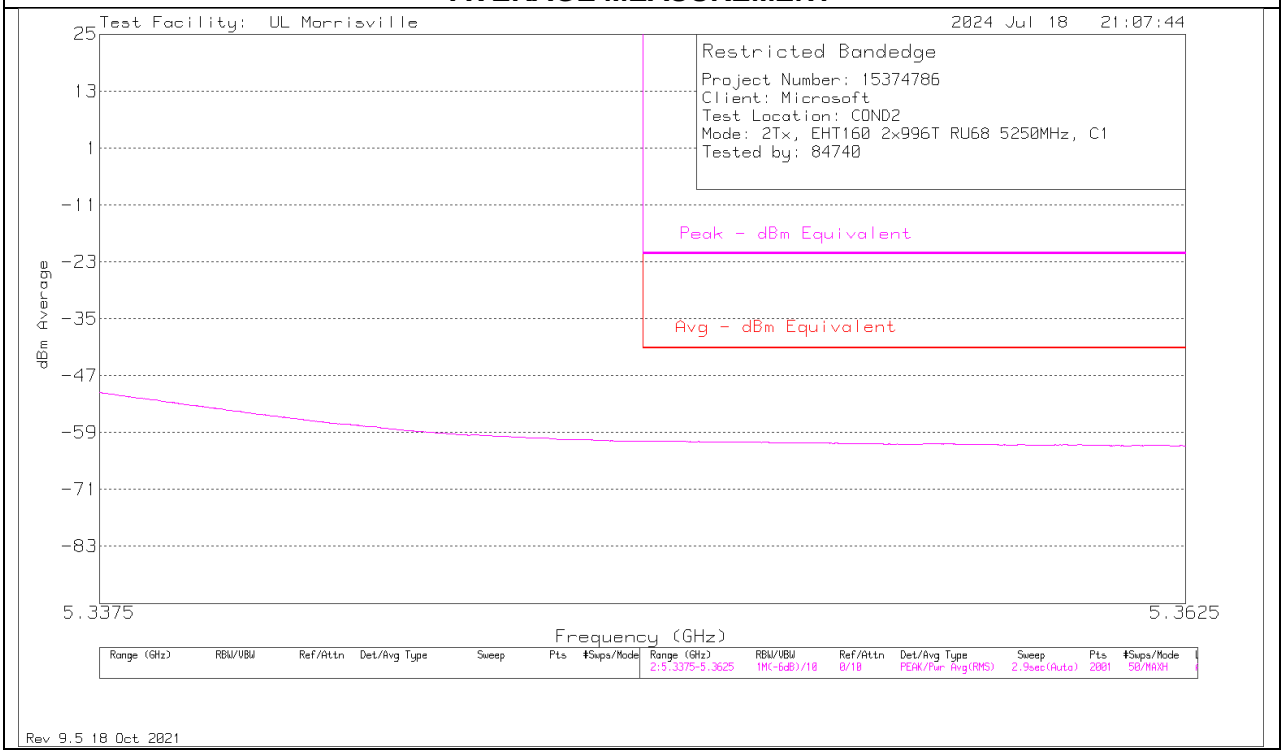

UL LLC
12 Laboratory Drive, Research Triangle Park, NC 27709; USA TEL:(919)549-1400
This report shall not be reproduced except in full, without the written approval of UL LLC

SUMMED BANDEDGE DATA (Pk) Fast Method

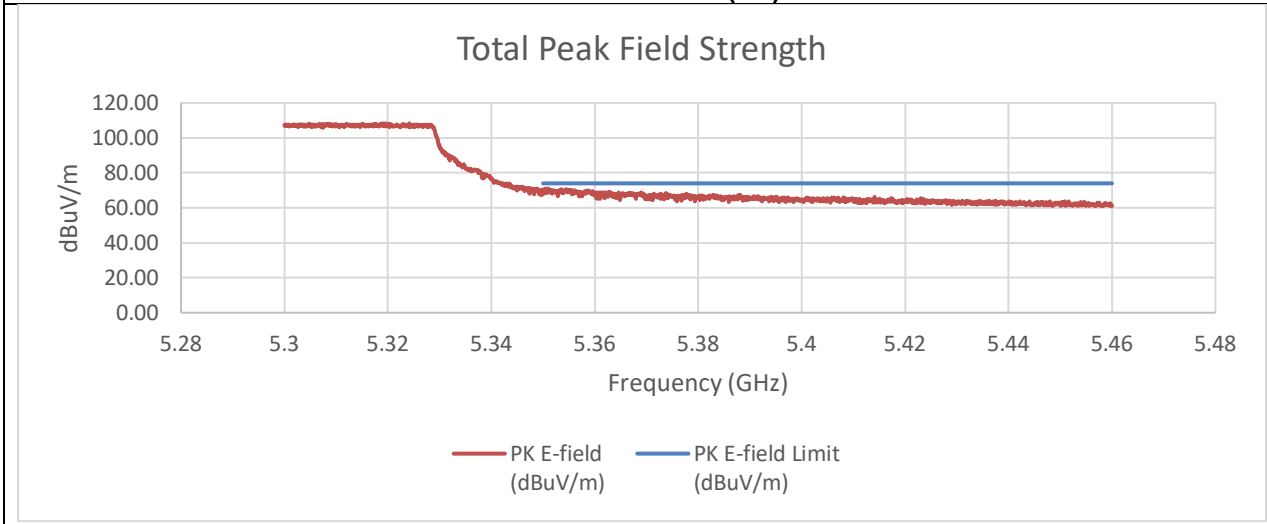

SUMMED BANDEDGE DATA (Av) Fast Method

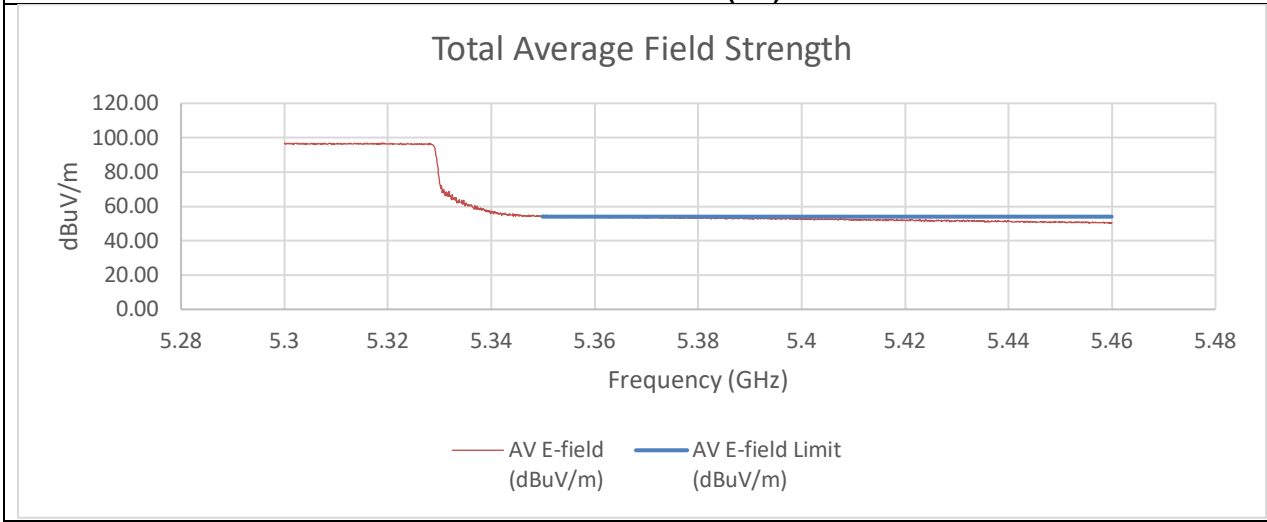

UL LLC
12 Laboratory Drive, Research Triangle Park, NC 27709; USA TEL:(919)549-1400

This report shall not be reproduced except in full, without the written approval of UL LLC

SUMMED BANDEDGE DATA (Pk) Slow Sweep

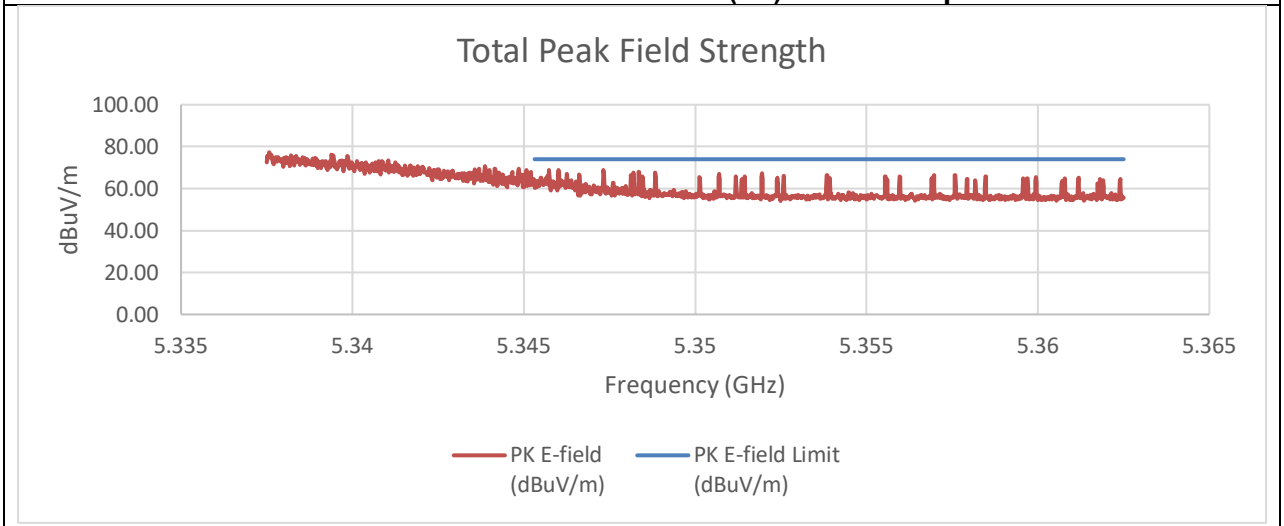

SUMMED BANDEDGE DATA (Av) Slow Sweep

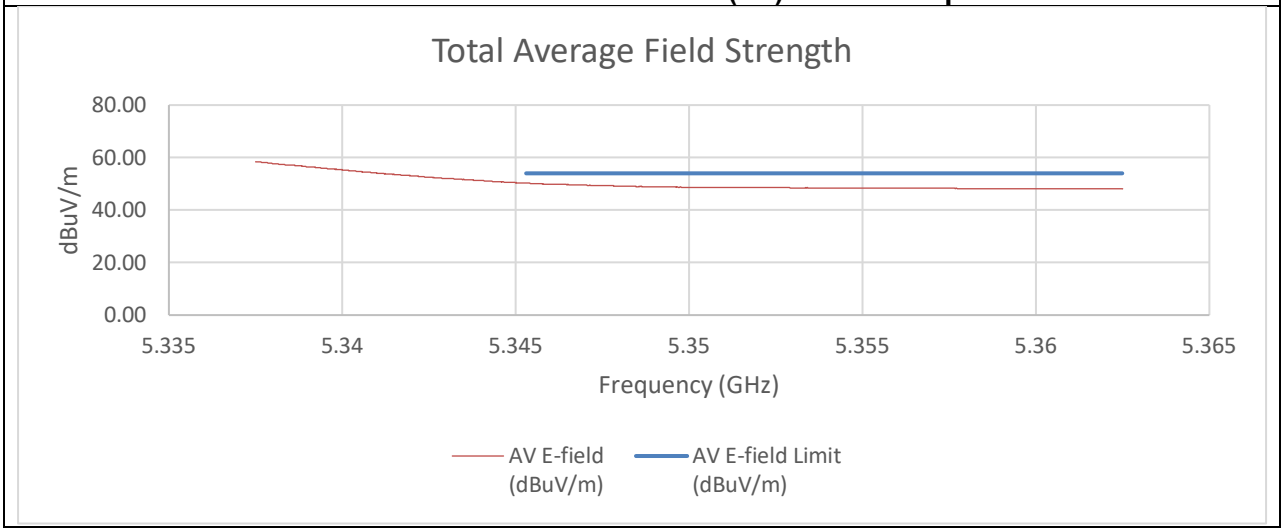

Summed Pk and Av Data at Restricted Band

Frequency (GHz)	PK Reading C1 (dBm)	PK Reading C2 (dBm)	PK EIRP (dBm)	PK E-field (dBuV/m)	PK E-field Limit (dBuV/m)	Margin (dB)
5.35	-54.46	-53.39	-39.21	56.05	74.00	-17.95
Frequency (GHz)	**AV Reading C1 (dBm)**	**AV Reading C2 (dBm)**	**AV EIRP (dBm)**	**AV E-field (dBuV/m)**	**AV E-field Limit (dBuV/m)**	**Margin (dB)**
5.35	-61.65	-60.84	-46.55	48.71	54.00	-5.29

An array gain of 11.67 dBi was used in the calculation of the summed data. Fast sweep was performed just to show that no other emissions existed outside of the frequencies observed by the slow sweep measurement.

UL LLC
12 Laboratory Drive, Research Triangle Park, NC 27709; USA TEL:(919)549-1400
This report shall not be reproduced except in full, without the written approval of UL LLC

10.1.10. TX ABOVE 1 GHz 802.11a MODE IN THE 5.3 GHz BAND

2TX CHAIN 0 + CHAIN 1 MODE (Low Gain)

5300 MHz (High BE)

SUMMED BANDEDGE DATA (Pk)

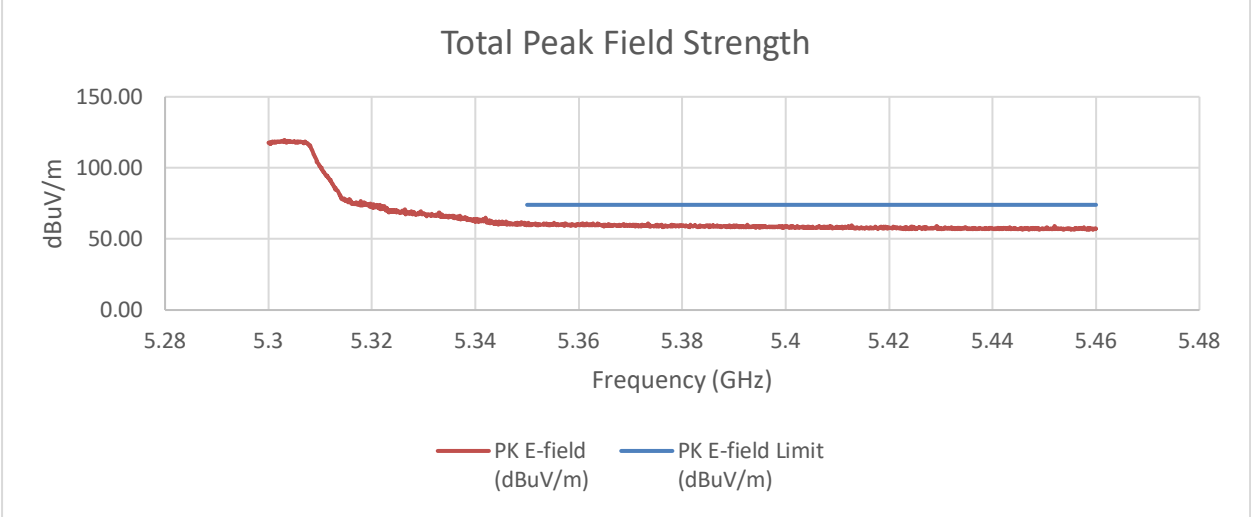

SUMMED BANDEDGE DATA (Av)

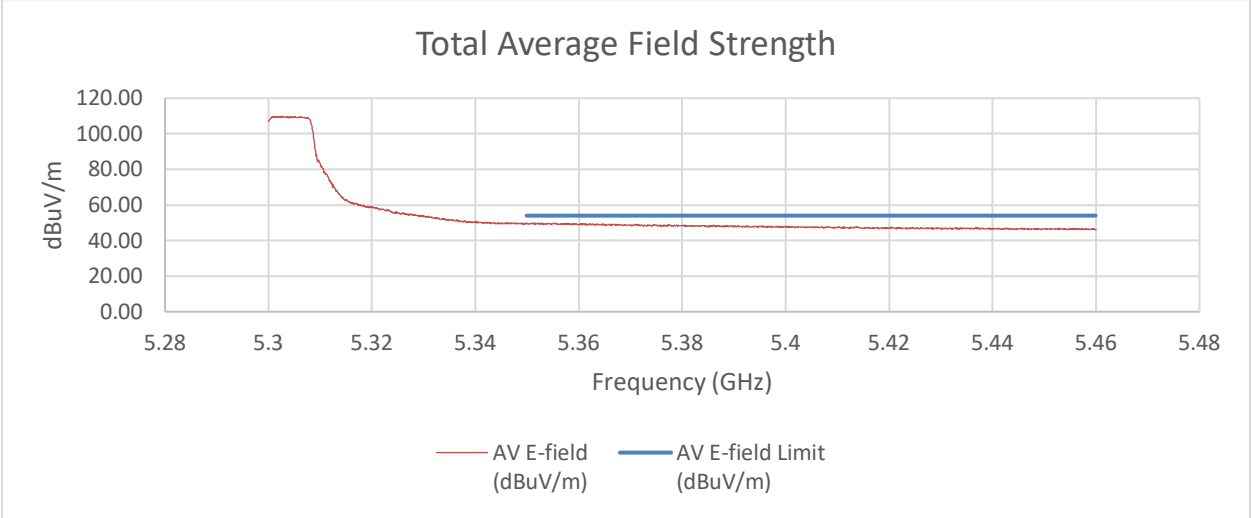

Summed Pk and Av Data at Restricted Band

Frequency (GHz)	PK Reading C1 (dBm)	PK Reading C2 (dBm)	PK EIRP (dBm)	PK E-field (dBuV/m)	PK E-field Limit (dBuV/m)	Margin (dB)
5.35	-46.06	-45.59	-34.60	60.66	74.00	-13.34
Frequency (GHz)	**AV Reading C1 (dBm)**	**AV Reading C2 (dBm)**	**AV EIRP (dBm)**	**AV E-field (dBuV/m)**	**AV E-field Limit (dBuV/m)**	**Margin (dB)**
5.35	-56.70	-57.22	-45.73	49.53	54.00	-4.47

An array gain of 8.21 dBi was used in the calculation of the summed data.

UL LLC
12 Laboratory Drive, Research Triangle Park, NC 27709; USA TEL:(919)549-1400
This report shall not be reproduced except in full, without the written approval of UL LLC