9.5.19. 802.11a MODE 2TX IN THE UNII-6 BAND (HIGH GAIN)

LOW POWER INDOOR

LOW CHANNEL CHAIN 0

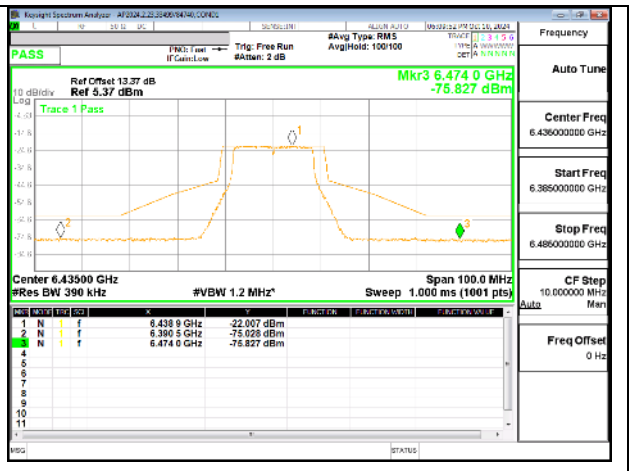

LOW CHANNEL CHAIN 1

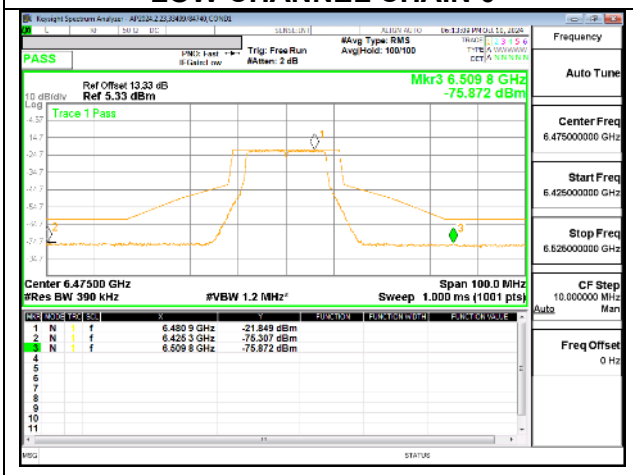

MID CHANNEL CHAIN 0

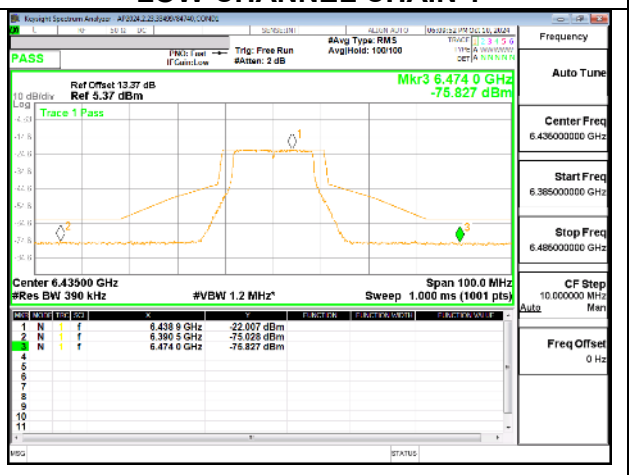

MID CHANNEL CHAIN 1

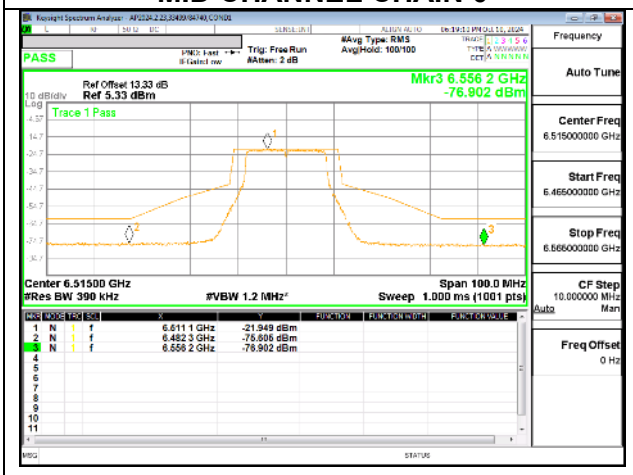

HIGH CHANNEL CHAIN 0

HIGH CHANNEL CHAIN 1

UL LLC
12 Laboratory Drive, Research Triangle Park, NC 27709; USA TEL:(919)549-1400
This report shall not be reproduced except in full, without the written approval of UL LLC

9.5.20. 802.11be EHT20 MODE 2TX IN THE UNII-6 BAND (HIGH GAIN)

2TX CHAIN 0 + CHAIN 1 CDD OFDMA MODE: 26T LOW POWER INDOOR

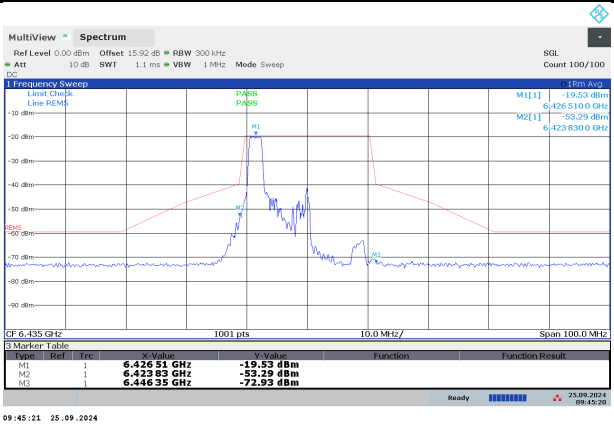

LOW CHANNEL CHAIN 0

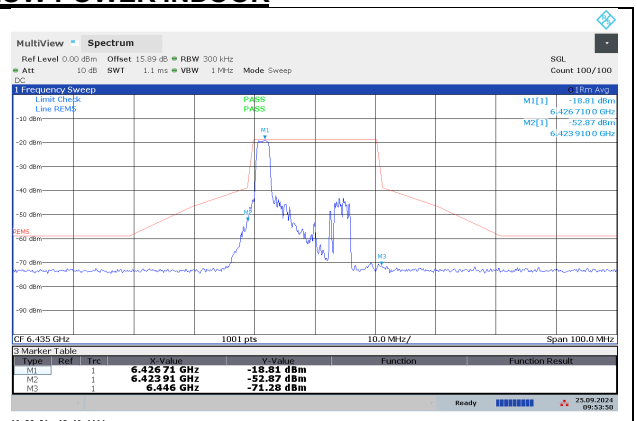

LOW CHANNEL CHAIN 1

MID CHANNEL CHAIN 0

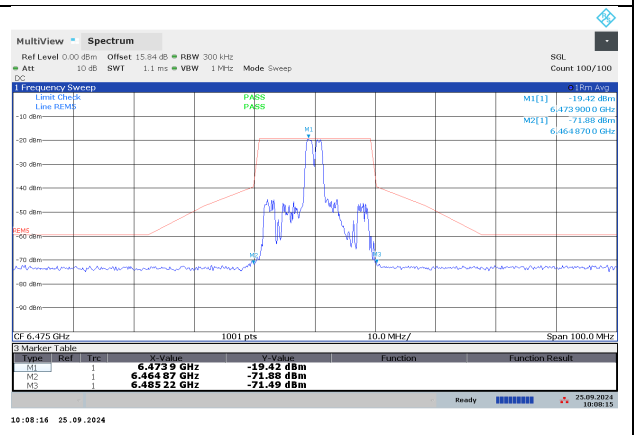

MID CHANNEL CHAIN 1

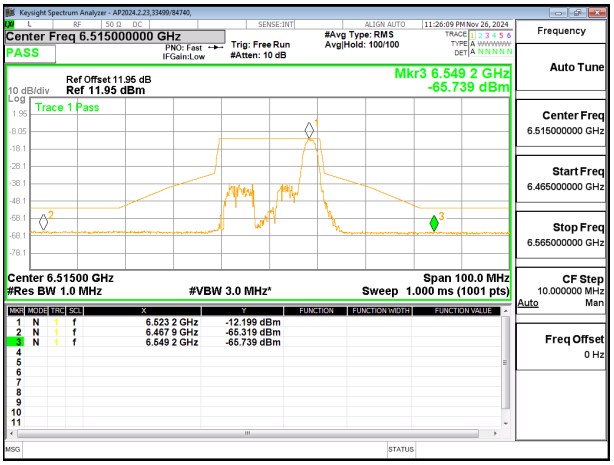

HIGH CHANNEL CHAIN 0

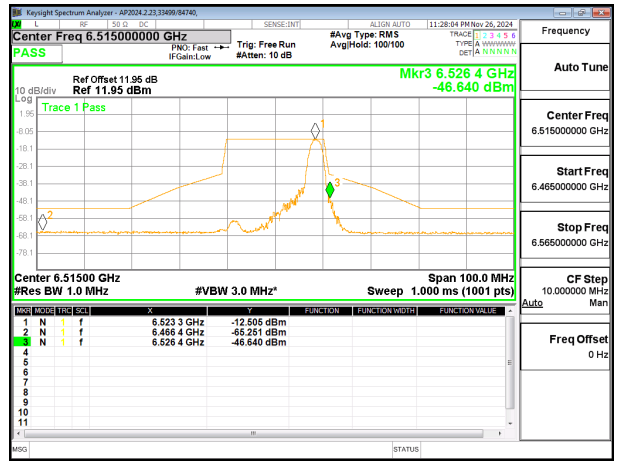

HIGH CHANNEL CHAIN 1

UL LLC
12 Laboratory Drive, Research Triangle Park, NC 27709; USA TEL:(919)549-1400
This report shall not be reproduced except in full, without the written approval of UL LLC

2TX CHAIN 0 + CHAIN 1 CDD OFDMA MODE: 52T LOW POWER INDOOR

LOW CHANNEL CHAIN 0

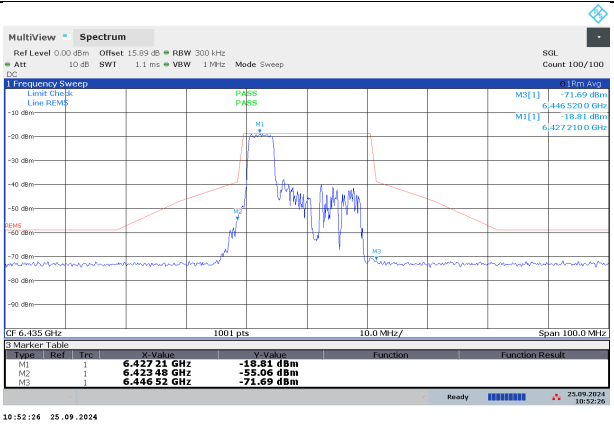

LOW CHANNEL CHAIN 1

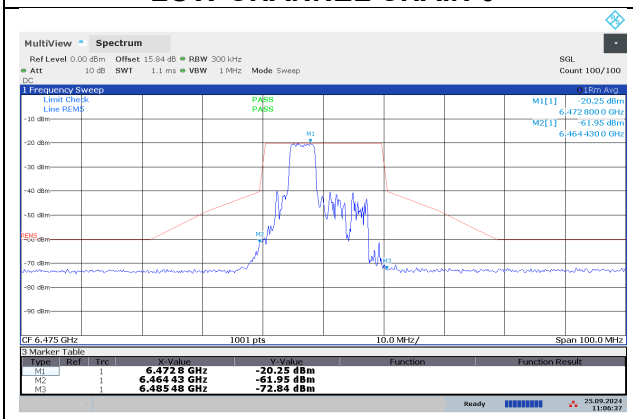

MID CHANNEL CHAIN 0

MID CHANNEL CHAIN 1

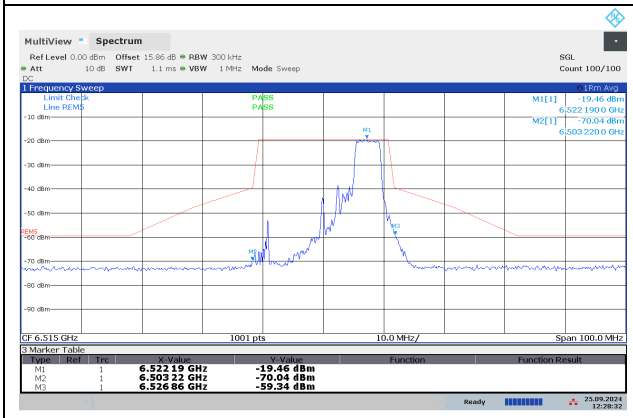

HIGH CHANNEL CHAIN 0

HIGH CHANNEL CHAIN 1

UL LLC
12 Laboratory Drive, Research Triangle Park, NC 27709; USA TEL:(919)549-1400
This report shall not be reproduced except in full, without the written approval of UL LLC

2TX CHAIN 0 + CHAIN 1 CDD OFDMA MODE: 52T+26T LOW POWER INDOOR

LOW CHANNEL CHAIN 0

LOW CHANNEL CHAIN 1

MID CHANNEL CHAIN 0

MID CHANNEL CHAIN 1

HIGH CHANNEL CHAIN 0

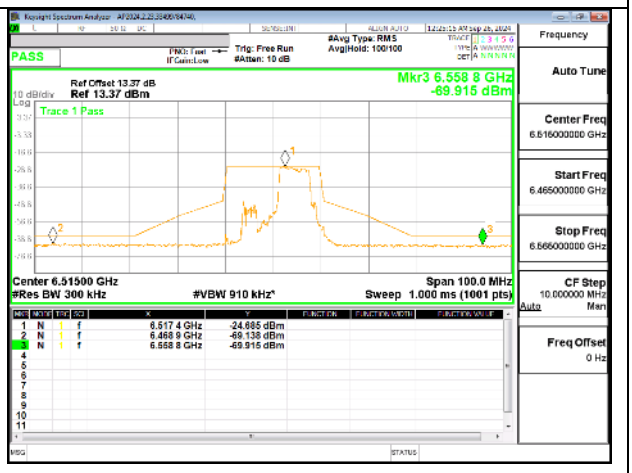

HIGH CHANNEL CHAIN 1

UL LLC
12 Laboratory Drive, Research Triangle Park, NC 27709; USA TEL:(919)549-1400
This report shall not be reproduced except in full, without the written approval of UL LLC

2TX CHAIN 0 + CHAIN 1 CDD OFDMA MODE: 106T LOW POWER INDOOR

LOW CHANNEL CHAIN 0

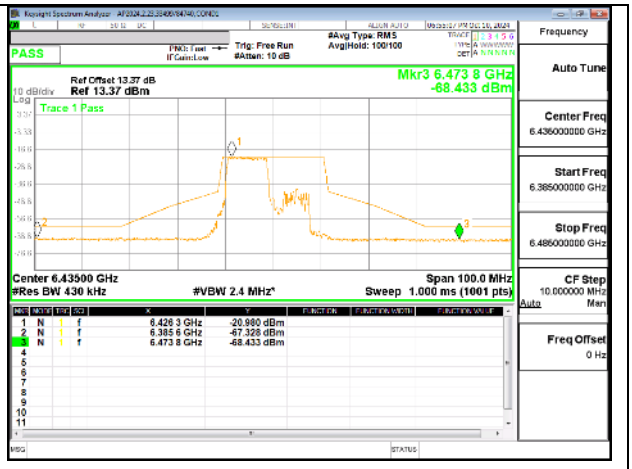

LOW CHANNEL CHAIN 1

MID CHANNEL CHAIN 0

MID CHANNEL CHAIN 1

HIGH CHANNEL CHAIN 0

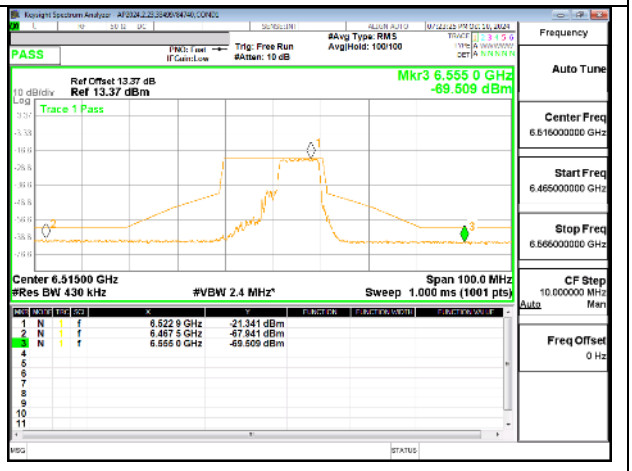

HIGH CHANNEL CHAIN 1

UL LLC
12 Laboratory Drive, Research Triangle Park, NC 27709; USA TEL:(919)549-1400
This report shall not be reproduced except in full, without the written approval of UL LLC

2TX CHAIN 0 + CHAIN 1 CDD OFDMA MODE: 106T+26T LOW POWER INDOOR

LOW CHANNEL CHAIN 0

LOW CHANNEL CHAIN 1

MID CHANNEL CHAIN 0

MID CHANNEL CHAIN 1

HIGH CHANNEL CHAIN 0

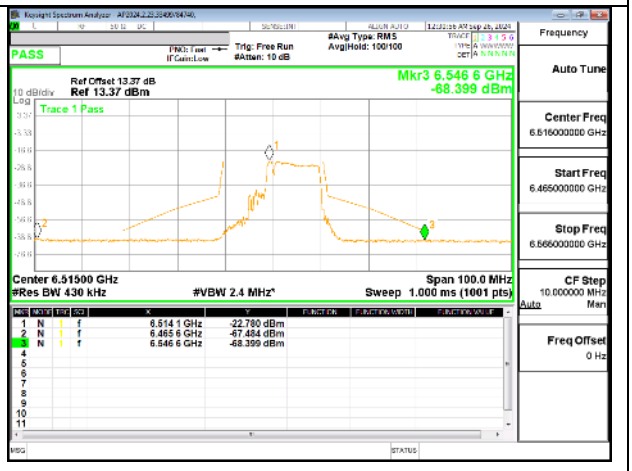

HIGH CHANNEL CHAIN 1

UL LLC
12 Laboratory Drive, Research Triangle Park, NC 27709; USA TEL:(919)549-1400
This report shall not be reproduced except in full, without the written approval of UL LLC

2TX CHAIN 0 + CHAIN 1 CDD OFDMA MODE: 242T LOW POWER INDOOR

LOW CHANNEL CHAIN 0

LOW CHANNEL CHAIN 1

MID CHANNEL CHAIN 0

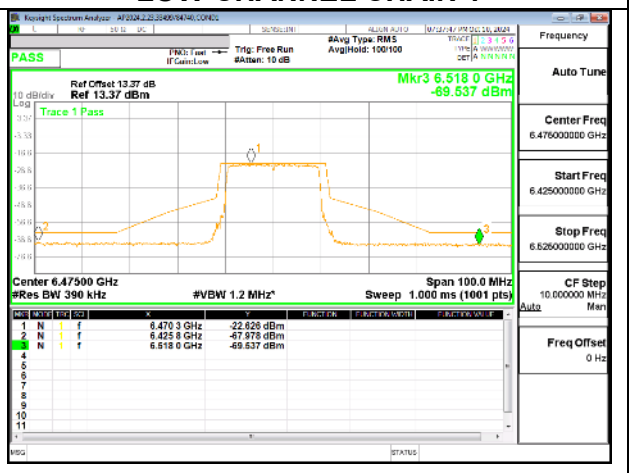

MID CHANNEL CHAIN 1

HIGH CHANNEL CHAIN 0

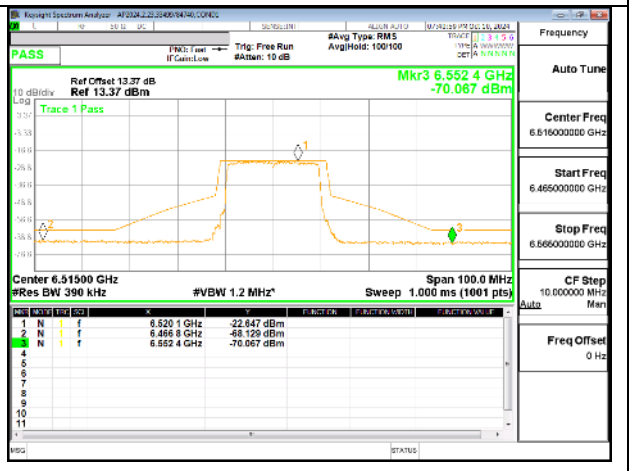

HIGH CHANNEL CHAIN 1

UL LLC
12 Laboratory Drive, Research Triangle Park, NC 27709; USA TEL:(919)549-1400
This report shall not be reproduced except in full, without the written approval of UL LLC

9.5.21. 802.11be EHT40 MODE 2TX IN THE UNII-6 BAND (HIGH GAIN)

2TX CHAIN 0 + CHAIN 1 CDD OFDMA MODE: 484T LOW POWER INDOOR

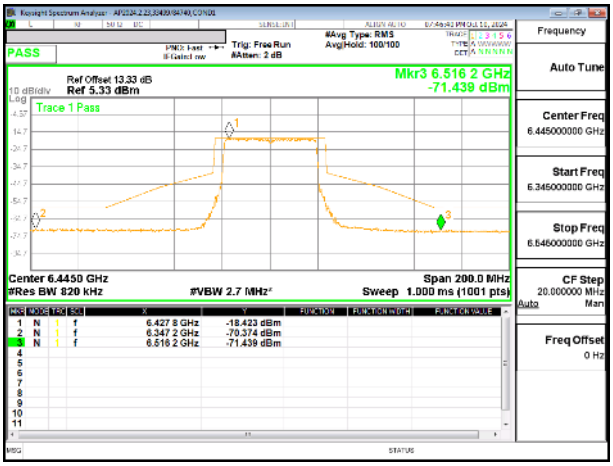

LOW CHANNEL CHAIN 0

LOW CHANNEL CHAIN 1

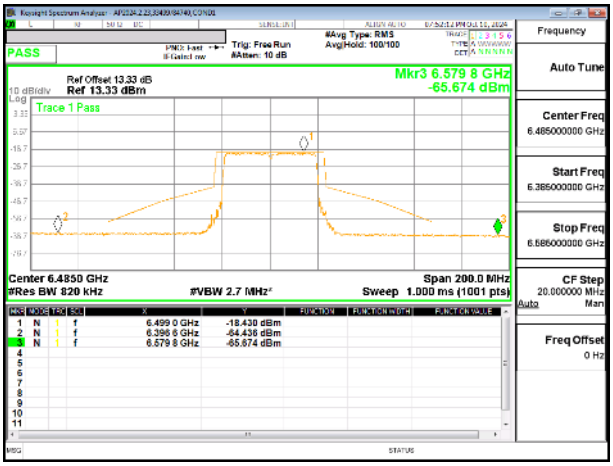

MID CHANNEL CHAIN 0

MID CHANNEL CHAIN 1

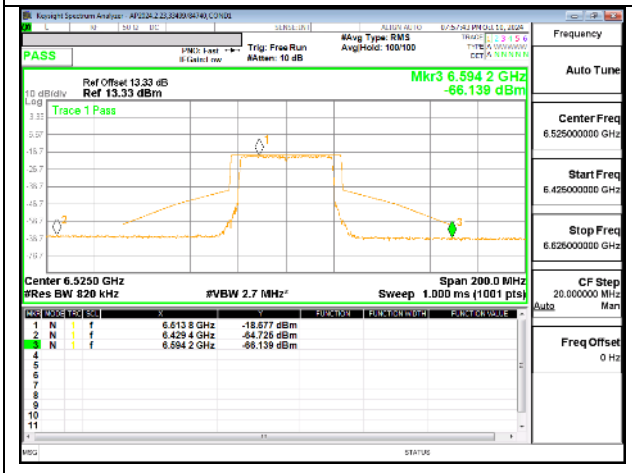

HIGH CHANNEL CHAIN 0

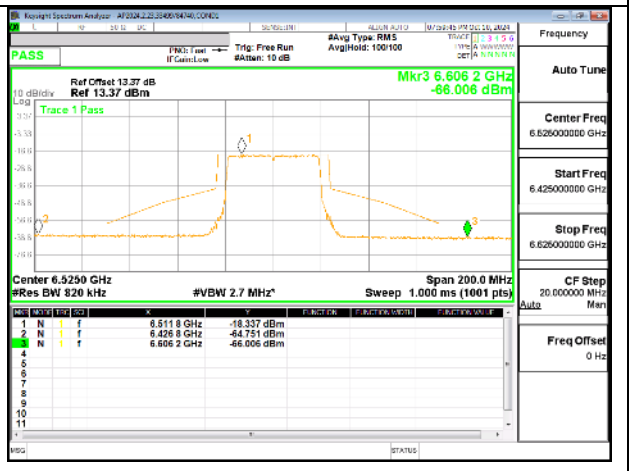

HIGH CHANNEL CHAIN 1

UL LLC
12 Laboratory Drive, Research Triangle Park, NC 27709; USA TEL:(919)549-1400
This report shall not be reproduced except in full, without the written approval of UL LLC

9.5.22. 802.11be EHT80 MODE 2TX IN THE UNII-6 BAND (HIGH GAIN)

2TX CHAIN 0 + CHAIN 1 CDD OFDMA MODE: 484T+242T (CONTIGUOUS LOW) LOW POWER INDOOR

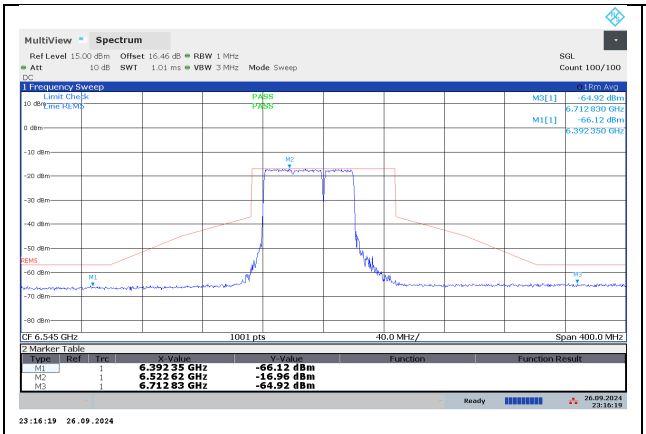

LOW CHANNEL CHAIN 0

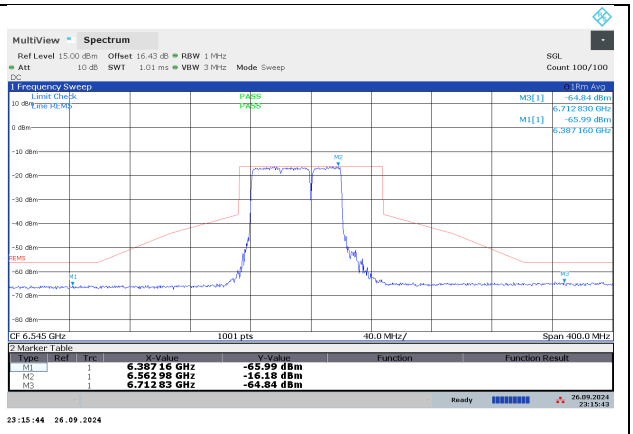

LOW CHANNEL CHAIN 1

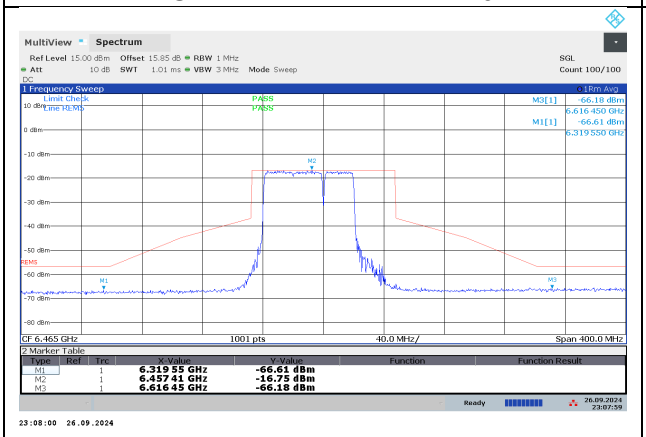

HIGH CHANNEL CHAIN 0

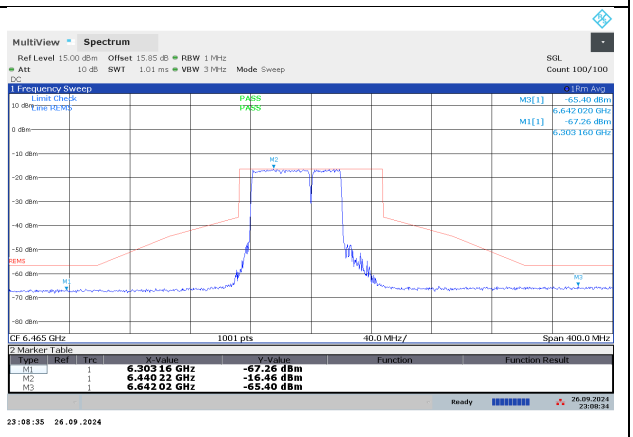

HIGH CHANNEL CHAIN 1

UL LLC
12 Laboratory Drive, Research Triangle Park, NC 27709; USA TEL:(919)549-1400
This report shall not be reproduced except in full, without the written approval of UL LLC

2TX CHAIN 0 + CHAIN 1 CDD OFDMA MODE: 484T+242T (CONTIGUOUS HIGH) LOW POWER INDOOR

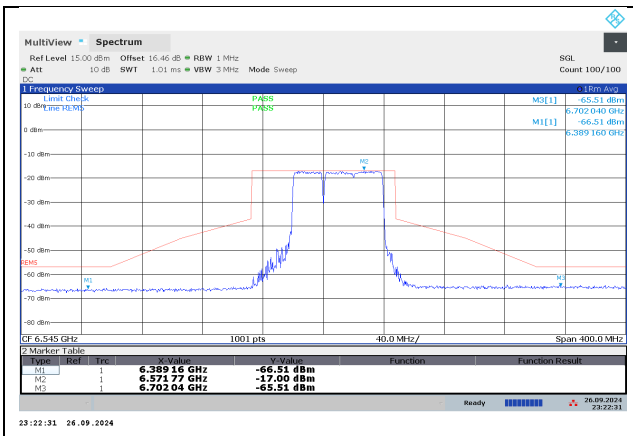

LOW CHANNEL CHAIN 0

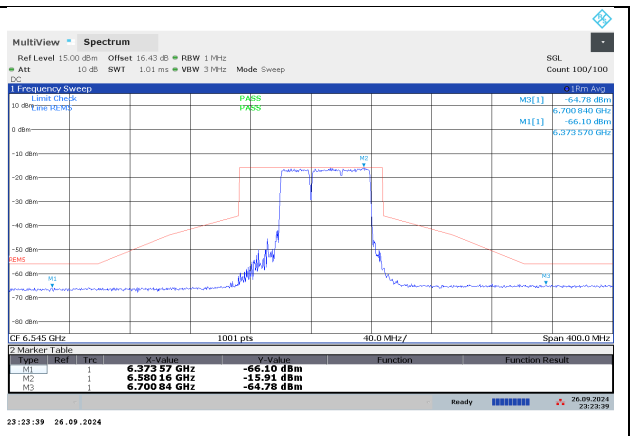

LOW CHANNEL CHAIN 1

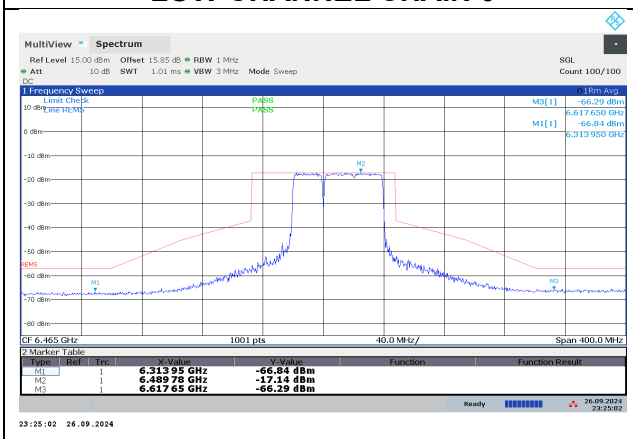

HIGH CHANNEL CHAIN 0

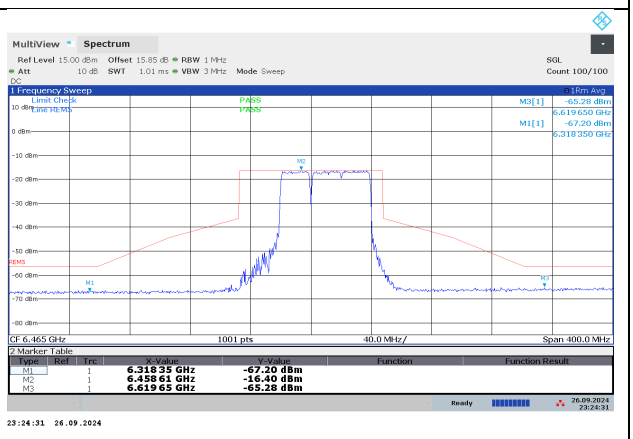

HIGH CHANNEL CHAIN 1

UL LLC
12 Laboratory Drive, Research Triangle Park, NC 27709; USA TEL:(919)549-1400
This report shall not be reproduced except in full, without the written approval of UL LLC

2TX CHAIN 0 + CHAIN 1 CDD OFDMA MODE: 484T+242T (NON-CONTIGUOUS) LOW POWER INDOOR

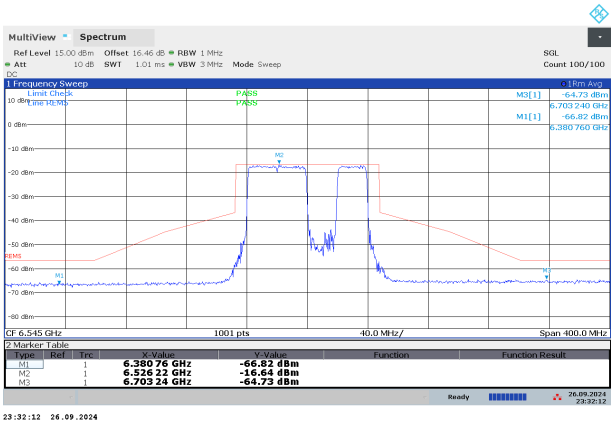

LOW CHANNEL CHAIN 0

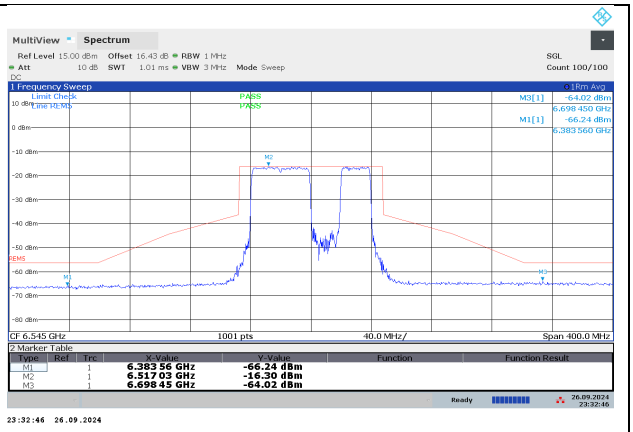

LOW CHANNEL CHAIN 1

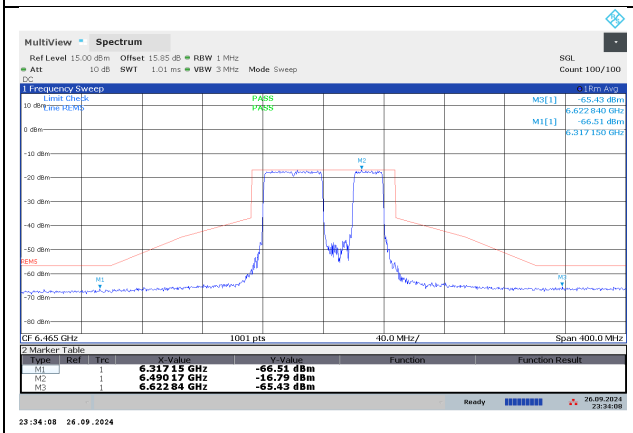

HIGH CHANNEL CHAIN 0

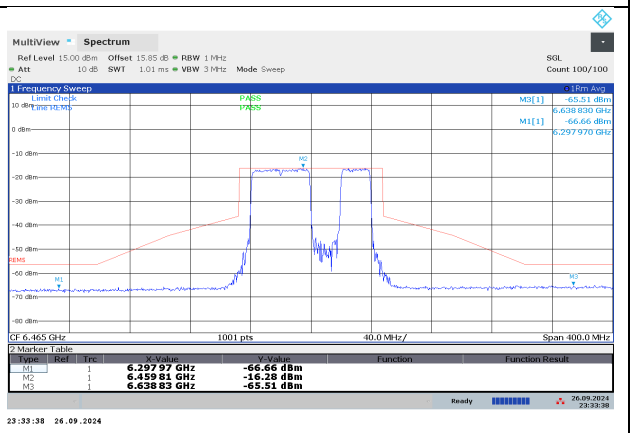

HIGH CHANNEL CHAIN 1

UL LLC
12 Laboratory Drive, Research Triangle Park, NC 27709; USA TEL:(919)549-1400
This report shall not be reproduced except in full, without the written approval of UL LLC

2TX CHAIN 0 + CHAIN 1 CDD OFDMA MODE: 242T+484T (NON-CONTIGUOUS) LOW POWER INDOOR

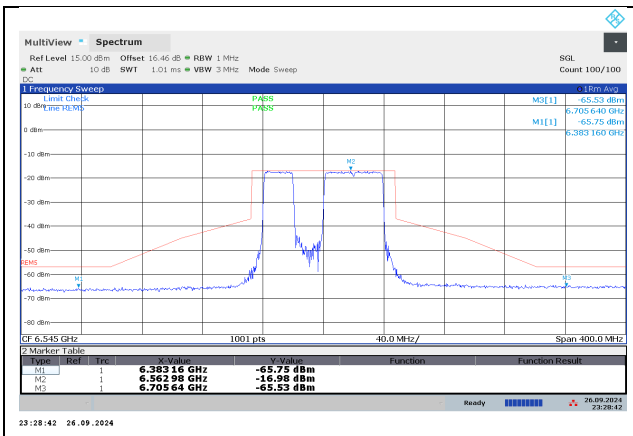

LOW CHANNEL CHAIN 0

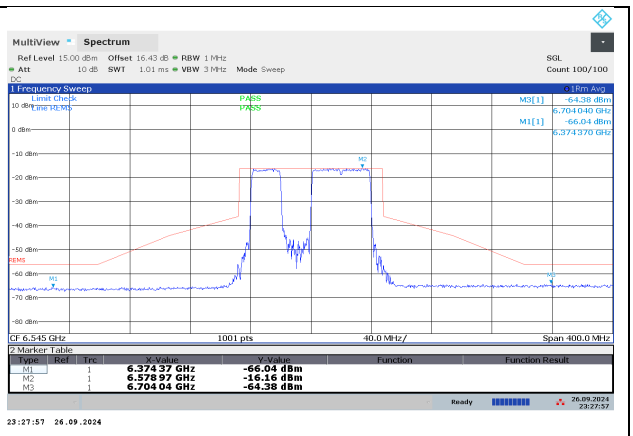

LOW CHANNEL CHAIN 1

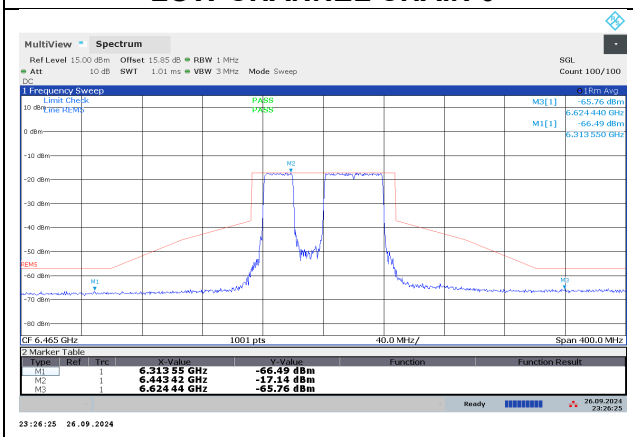

HIGH CHANNEL CHAIN 0

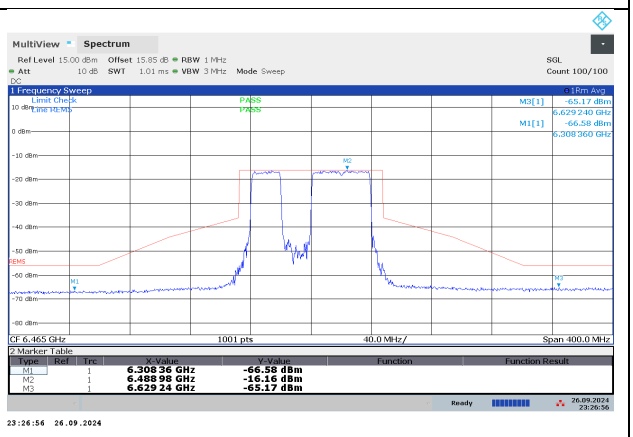

HIGH CHANNEL CHAIN 1

UL LLC
12 Laboratory Drive, Research Triangle Park, NC 27709; USA TEL:(919)549-1400
This report shall not be reproduced except in full, without the written approval of UL LLC

2TX CHAIN 0 + CHAIN 1 CDD OFDMA MODE: 996T LOW POWER INDOOR

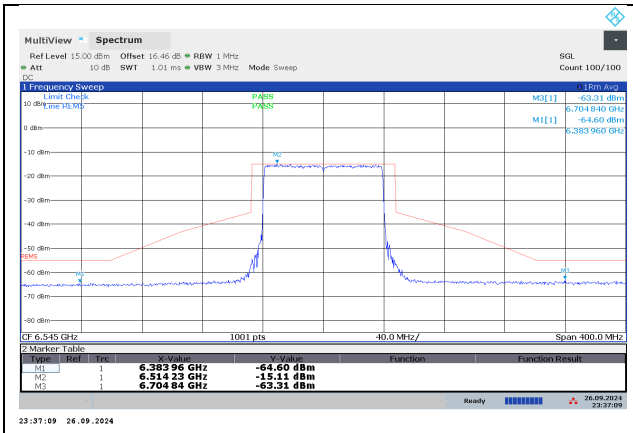

LOW CHANNEL CHAIN 0

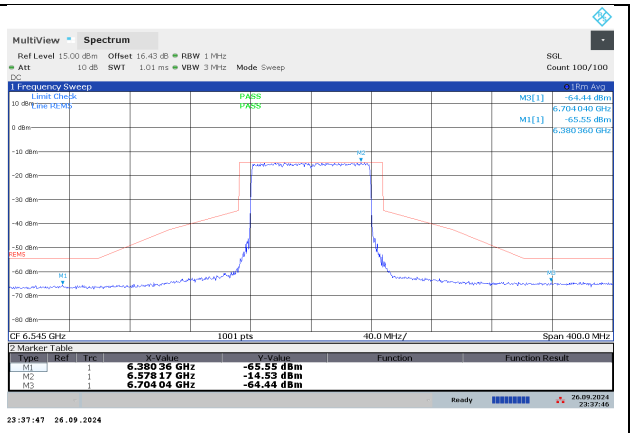

LOW CHANNEL CHAIN 1

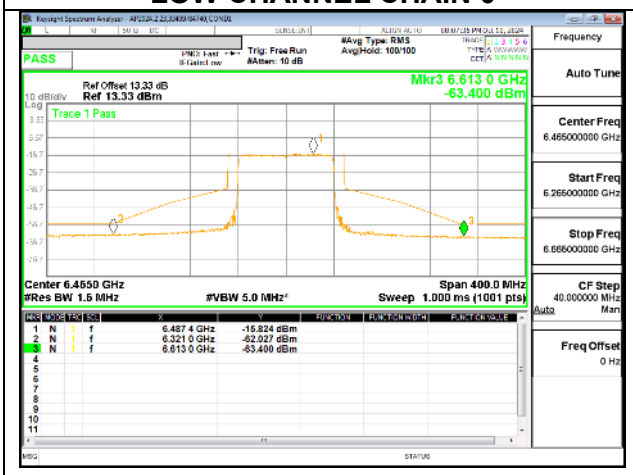

HIGH CHANNEL CHAIN 0

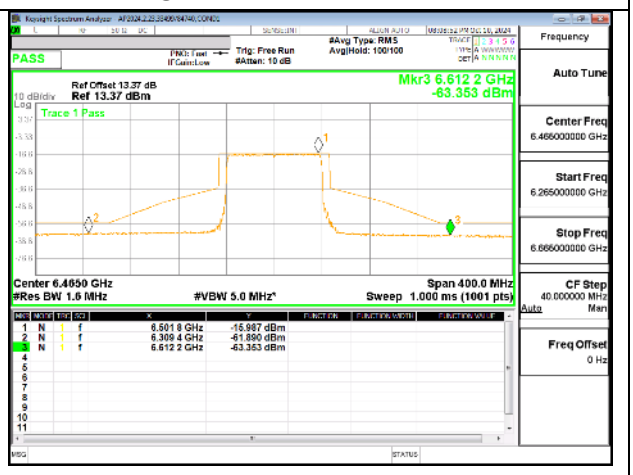

HIGH CHANNEL CHAIN 1

UL LLC
12 Laboratory Drive, Research Triangle Park, NC 27709; USA TEL:(919)549-1400
This report shall not be reproduced except in full, without the written approval of UL LLC

9.5.23. 802.11be EHT160 MODE 2TX IN THE UNII-6 BAND (HIGH GAIN)

2TX CHAIN 0 + CHAIN 1 CDD OFDMA MODE: 996T+484T (CONTIGUOUS LOW) LOW POWER INDOOR

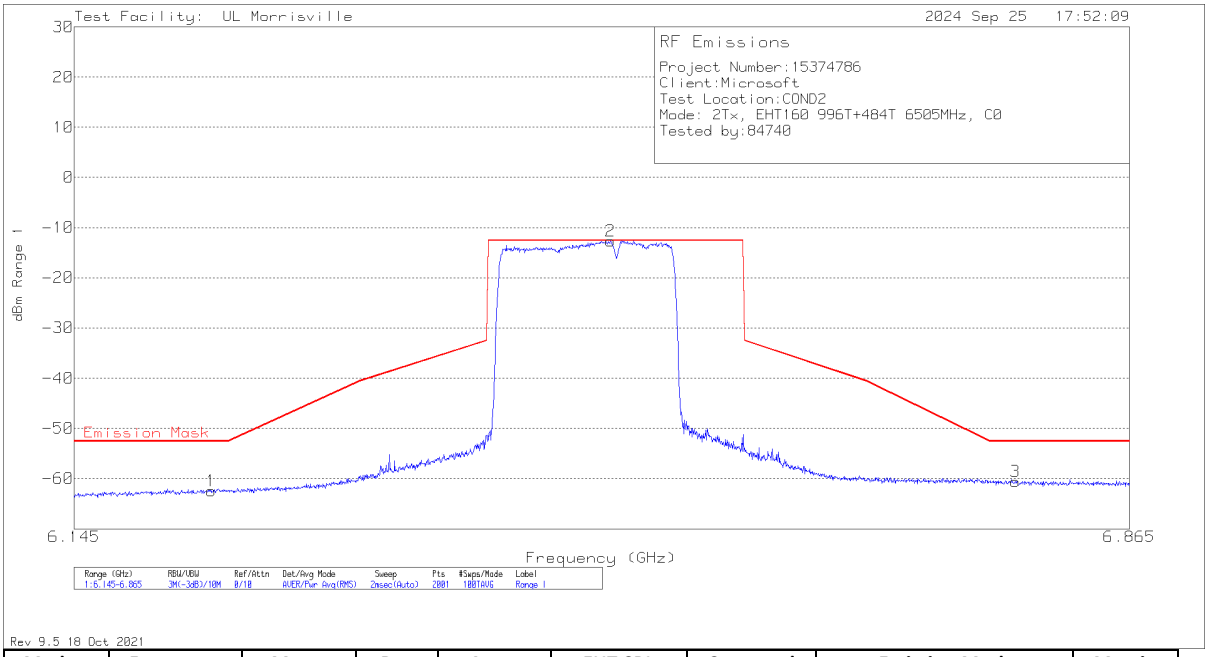

Marker	Frequency (GHz)	Meter Reading (dBm)	Det	Atten	EUT CBL	Corrected Reading dBm	Emission Mask	Margin (dB)
1	6.23428	-78.59	RMS	13.8	2.3	-62.49	-52.56	-9.93
2	6.50104	-28.58	RMS	13.9	2	-12.68	-12.56	-.12
3	6.78328	-77.13	RMS	14	2.6	-60.53	-52.56	-7.97

RMS - RMS detection

UL LLC
12 Laboratory Drive, Research Triangle Park, NC 27709; USA TEL:(919)549-1400
This report shall not be reproduced except in full, without the written approval of UL LLC

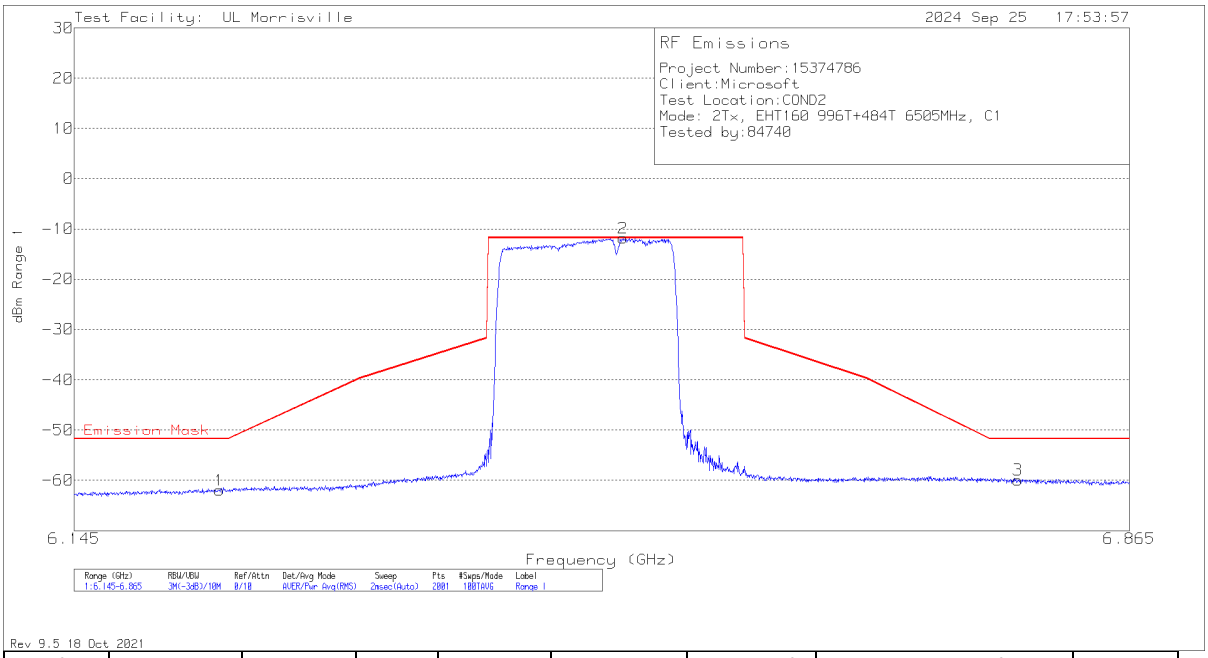

Marker	Frequency (GHz)	Meter Reading (dBm)	Det	Atten	EUT CBL	Corrected Reading dBm	Emission Mask	Margin (dB)
1	6.23932	-78.1	RMS	13.8	2.3	-62	-51.74	-10.26
2	6.50968	-27.65	RMS	13.8	2	-11.85	-11.74	-.11
3	6.78508	-76.58	RMS	14	2.6	-59.98	-51.74	-8.24

RMS - RMS detection

UL LLC
12 Laboratory Drive, Research Triangle Park, NC 27709; USA TEL:(919)549-1400
This report shall not be reproduced except in full, without the written approval of UL LLC

2TX CHAIN 0 + CHAIN 1 CDD OFDMA MODE: 996T+484T (CONTIGUOUS HIGH) LOW POWER INDOOR

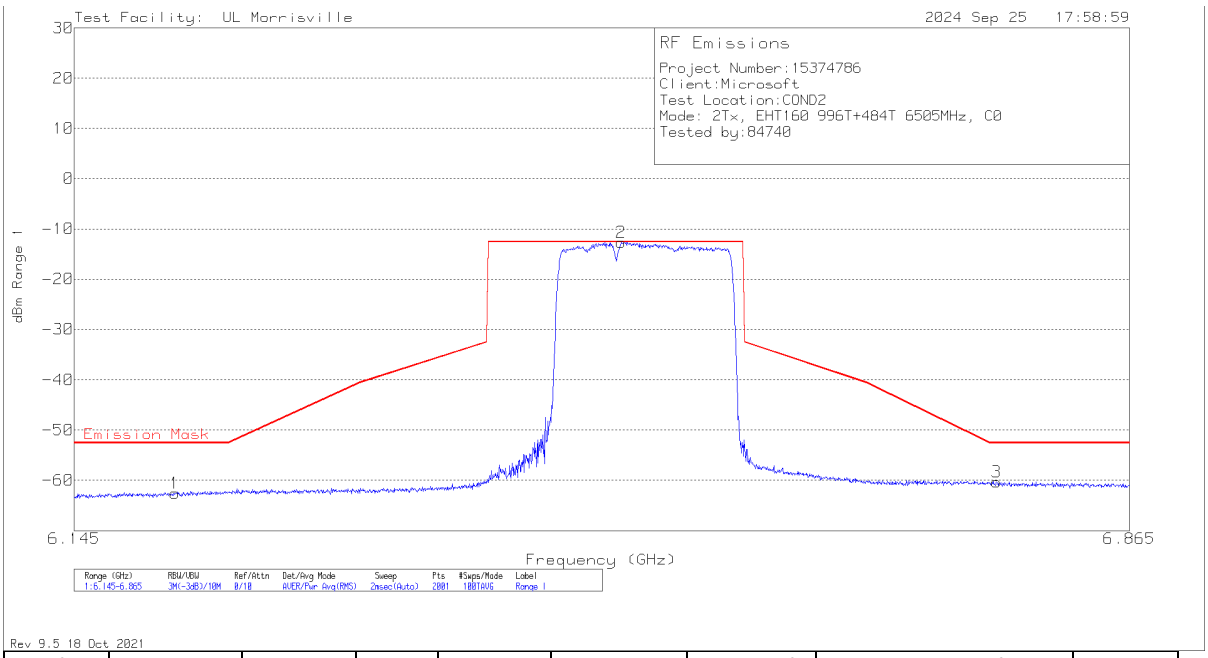

Marker	Frequency (GHz)	Meter Reading (dBm)	Det	Atten	EUT CBL	Corrected Reading dBm	Emission Mask	Margin (dB)
1	6.21052	-78.63	RMS	13.8	2.3	-62.53	-52.56	-9.97
2	6.50824	-28.54	RMS	13.9	2	-12.64	-12.56	-.08
3	6.76996	-76.93	RMS	14	2.6	-60.33	-52.56	-7.77

RMS - RMS detection

UL LLC
12 Laboratory Drive, Research Triangle Park, NC 27709; USA TEL:(919)549-1400
This report shall not be reproduced except in full, without the written approval of UL LLC

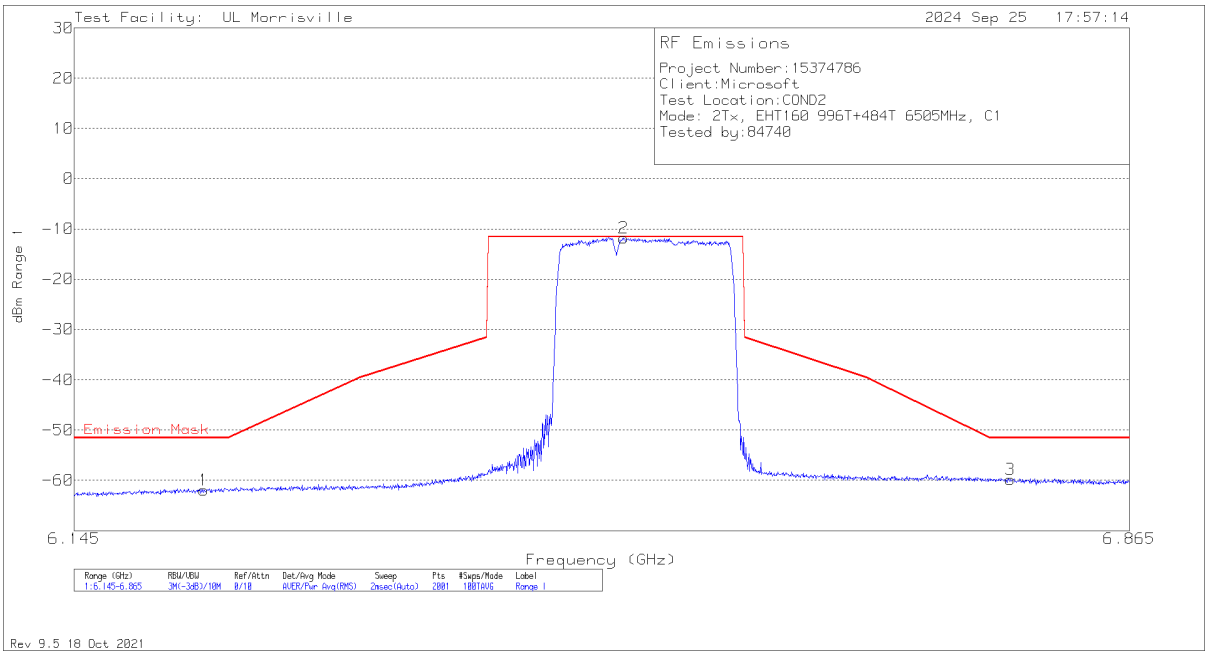

Marker	Frequency (GHz)	Meter Reading (dBm)	Det	Atten	EUT CBL	Corrected Reading dBm	Emission Mask	Margin (dB)
1	6.22924	-78	RMS	13.8	2.3	-61.9	-51.58	-10.32
2	6.51004	-27.61	RMS	13.8	2	-11.81	-11.58	-.23
3	6.77968	-76.41	RMS	14	2.6	-59.81	-51.58	-8.23

RMS - RMS detection

UL LLC
12 Laboratory Drive, Research Triangle Park, NC 27709; USA TEL:(919)549-1400
This report shall not be reproduced except in full, without the written approval of UL LLC

2TX CHAIN 0 + CHAIN 1 CDD OFDMA MODE: 996T+484T (NON-CONTIGUOUS) LOW POWER INDOOR

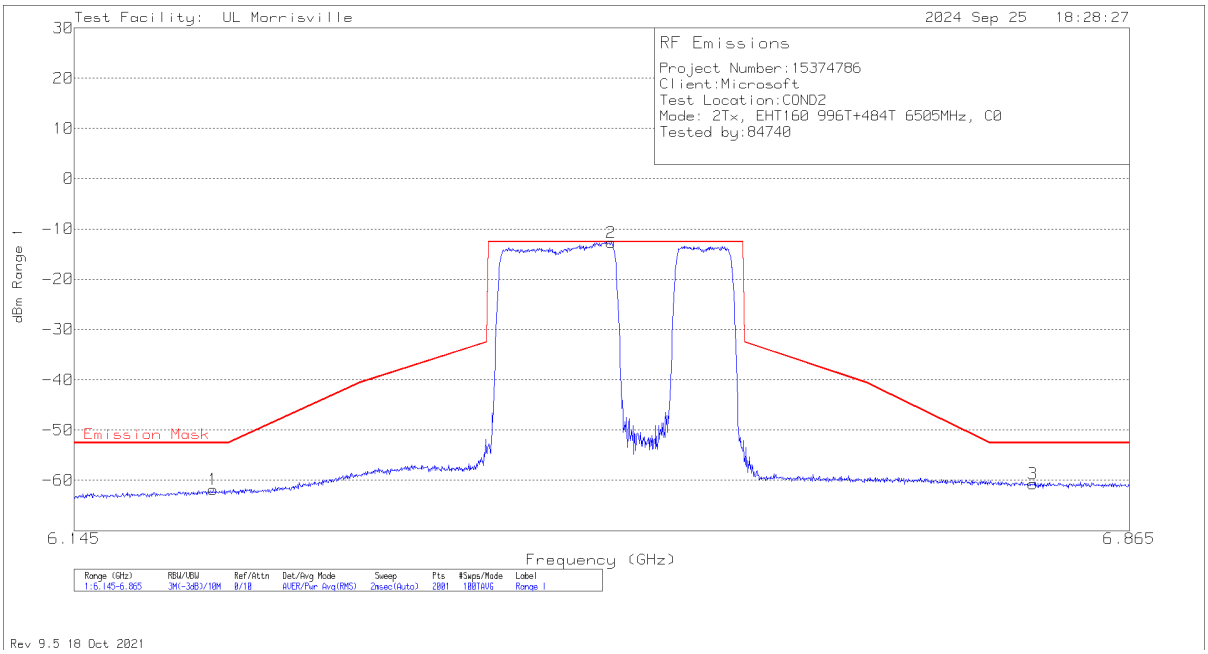

Marker	Frequency (GHz)	Meter Reading (dBm)	Det	Atten	EUT CBL	Corrected Reading dBm	Emission Mask	Margin (dB)
1	6.23536	-77.96	RMS	13.8	2.3	-61.86	-52.56	-9.3
2	6.5014	-28.62	RMS	13.9	2	-12.72	-12.56	-.16
3	6.79588	-77.28	RMS	14	2.6	-60.68	-52.56	-8.12

RMS - RMS detection

UL LLC
12 Laboratory Drive, Research Triangle Park, NC 27709; USA TEL:(919)549-1400
This report shall not be reproduced except in full, without the written approval of UL LLC

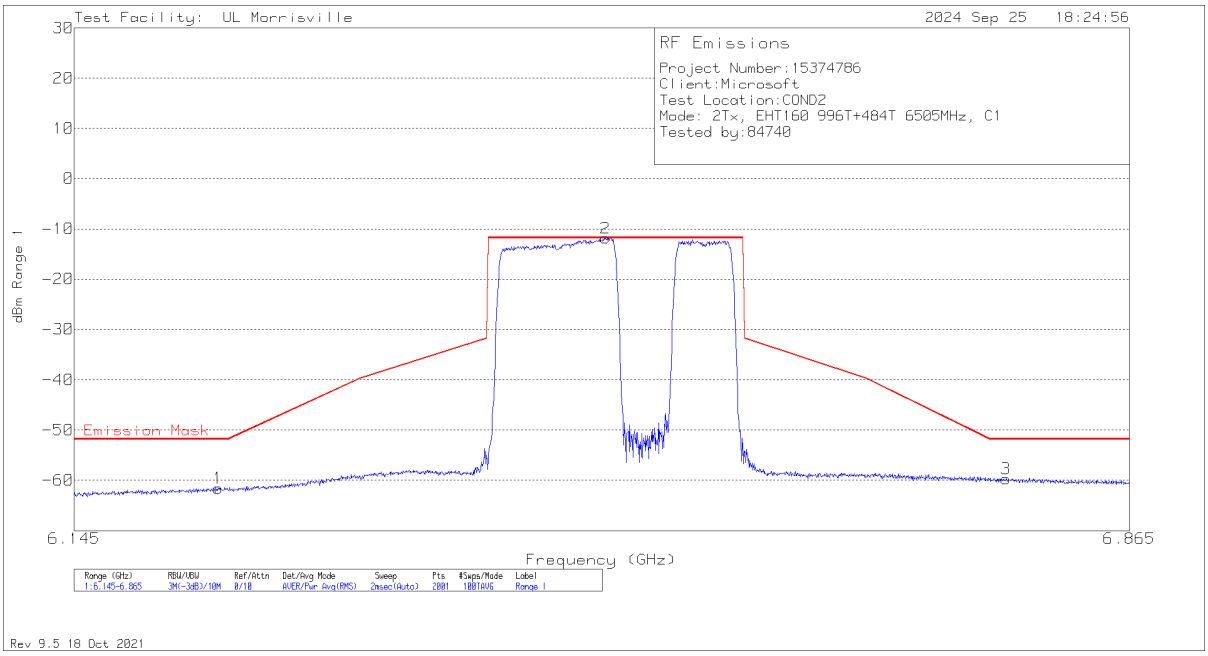

Marker	Frequency (GHz)	Meter Reading (dBm)	Det	Atten	EUT CBL	Corrected Reading dBm	Emission Mask	Margin (dB)
1	6.2386	-77.71	RMS	13.8	2.3	-61.61	-51.79	-9.82
2	6.49744	-27.65	RMS	13.8	2	-11.85	-11.79	-.06
3	6.77644	-76.34	RMS	14	2.6	-59.74	-51.79	-7.95

RMS - RMS detection

UL LLC
12 Laboratory Drive, Research Triangle Park, NC 27709; USA TEL:(919)549-1400
This report shall not be reproduced except in full, without the written approval of UL LLC

2TX CHAIN 0 + CHAIN 1 CDD OFDMA MODE: 484T+996T (NON-CONTIGUOUS) LOW POWER INDOOR

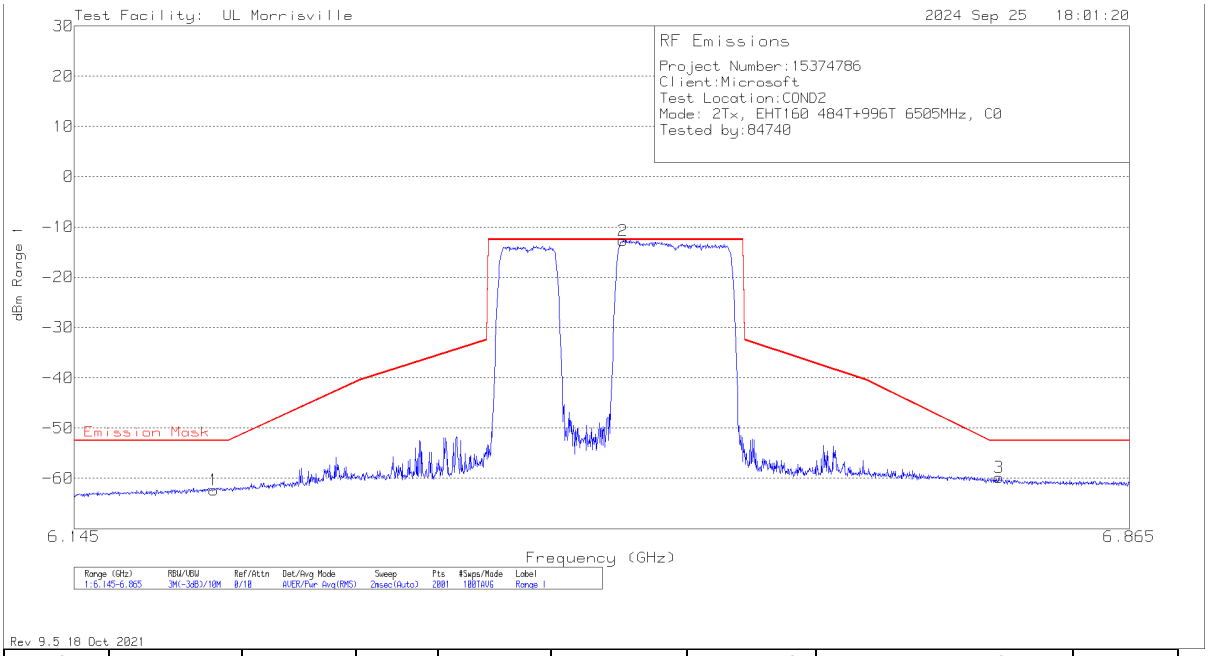

Marker	Frequency (GHz)	Meter Reading (dBm)	Det	Atten	EUT CBL	Corrected Reading dBm	Emission Mask	Margin (dB)
1	6.23572	-78.39	RMS	13.8	2.3	-62.29	-52.49	-9.8
2	6.50932	-28.62	RMS	13.9	2	-12.72	-12.49	-.23
3	6.77176	-76.43	RMS	14	2.6	-59.83	-52.49	-7.34

RMS - RMS detection

UL LLC
12 Laboratory Drive, Research Triangle Park, NC 27709; USA TEL:(919)549-1400
This report shall not be reproduced except in full, without the written approval of UL LLC

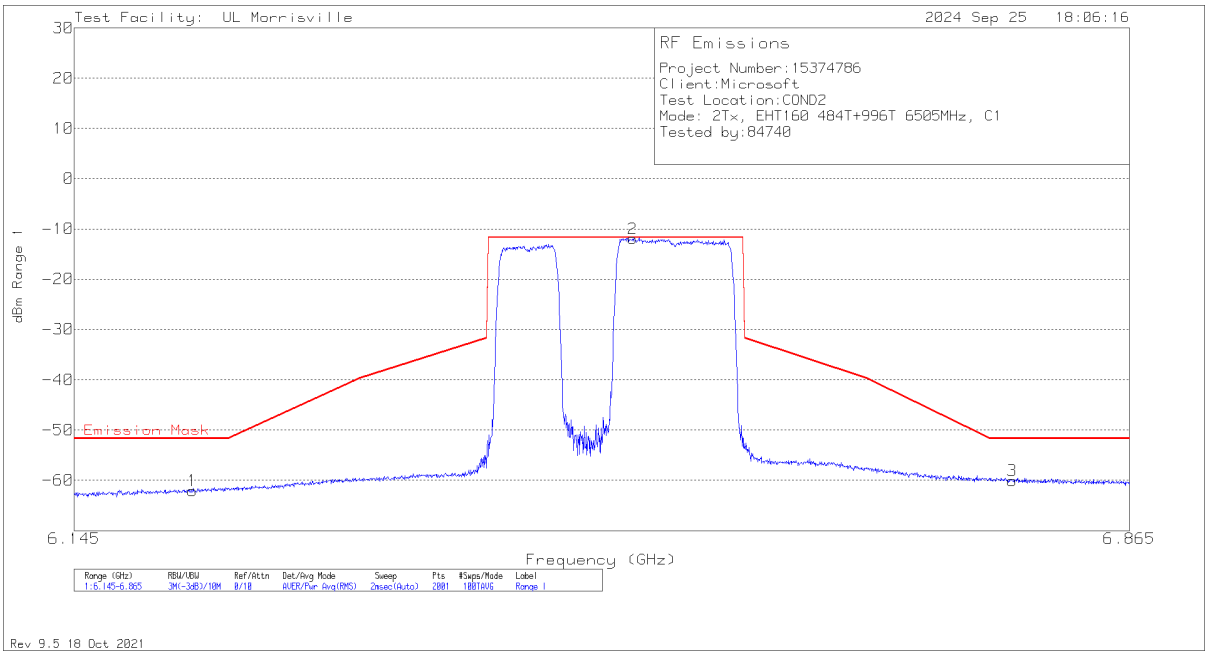

Marker	Frequency (GHz)	Meter Reading (dBm)	Det	Atten	EUT CBL	Corrected Reading dBm	Emission Mask	Margin (dB)
1	6.22168	-78.13	RMS	13.8	2.3	-62.03	-51.72	-10.31
2	6.51616	-27.77	RMS	13.8	2	-11.97	-11.72	-.25
3	6.78112	-76.64	RMS	14	2.6	-60.04	-51.72	-8.32

RMS - RMS detection

UL LLC
12 Laboratory Drive, Research Triangle Park, NC 27709; USA TEL:(919)549-1400
This report shall not be reproduced except in full, without the written approval of UL LLC

2TX CHAIN 0 + CHAIN 1 CDD OFDMA MODE: 996T+484T+242T (CONTIGUOUS LOW) LOW POWER INDOOR

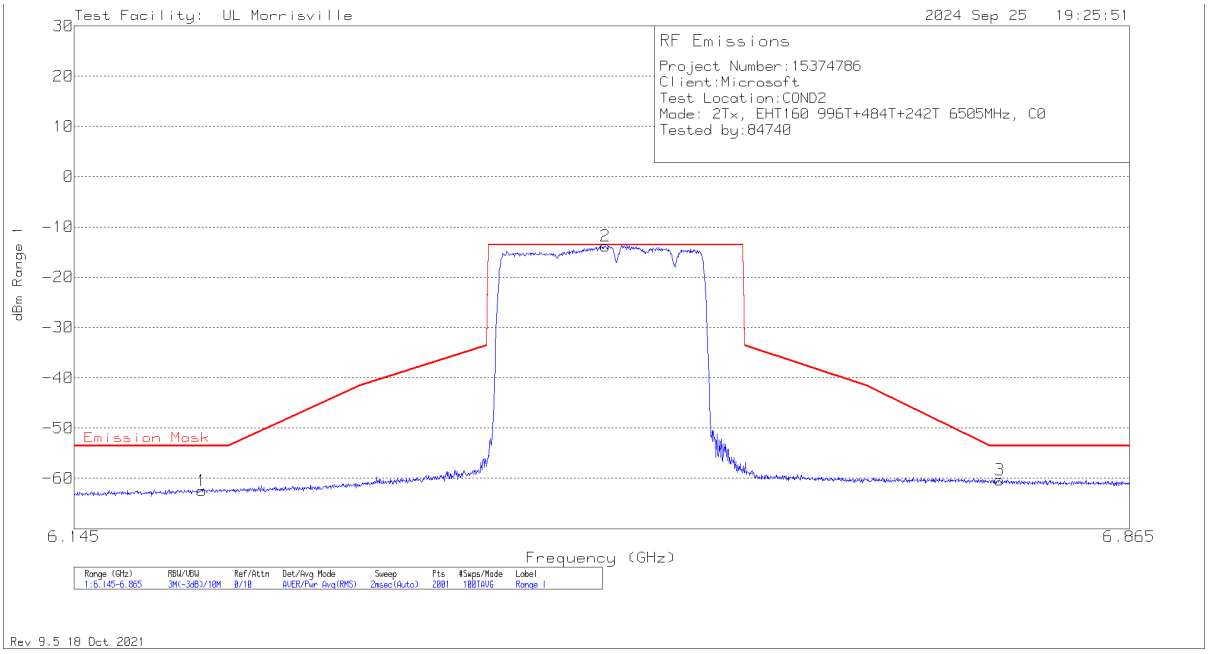

Marker	Frequency (GHz)	Meter Reading (dBm)	Det	Atten	EUT CBL	Corrected Reading dBm	Emission Mask	Margin (dB)
1	6.2278	-78.51	RMS	13.8	2.3	-62.41	-53.6	-8.81
2	6.49744	-29.69	RMS	13.9	2	-13.79	-13.6	-.19
3	6.77212	-76.94	RMS	14	2.6	-60.34	-53.6	-6.74

RMS - RMS detection

UL LLC
12 Laboratory Drive, Research Triangle Park, NC 27709; USA TEL:(919)549-1400
This report shall not be reproduced except in full, without the written approval of UL LLC

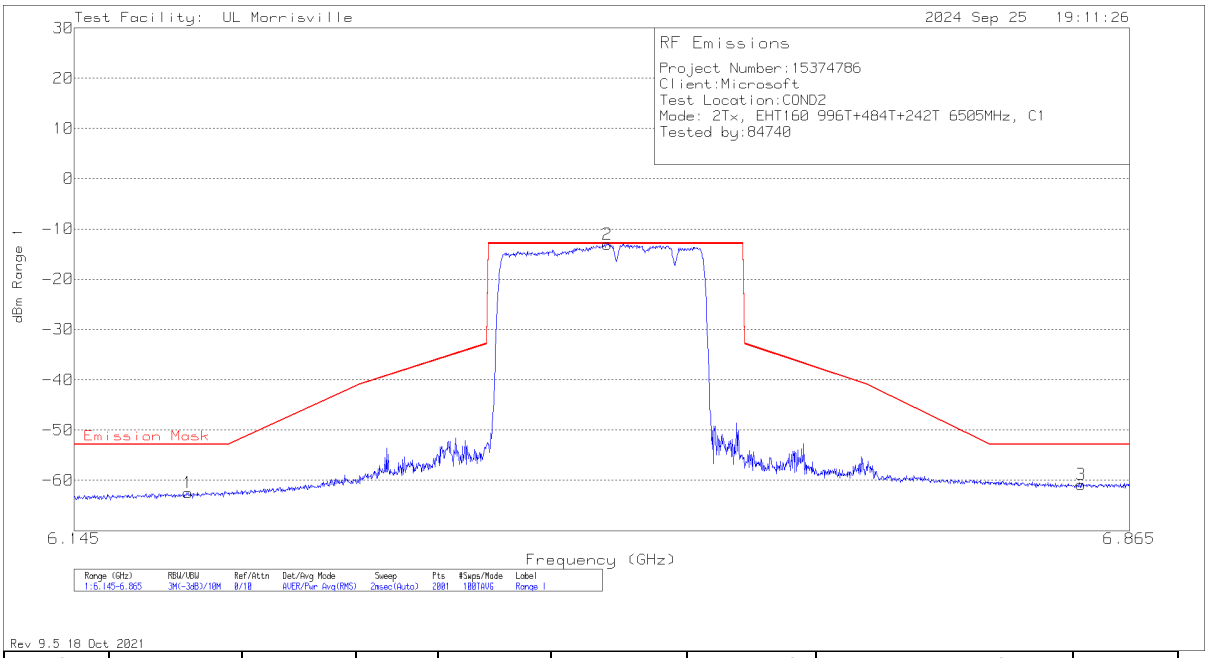

Marker	Frequency (GHz)	Meter Reading (dBm)	Det	Atten	EUT CBL	Corrected Reading dBm	Emission Mask	Margin (dB)
1	6.2188	-78.55	RMS	13.8	2.3	-62.45	-52.88	-9.57
2	6.49888	-28.79	RMS	13.8	2	-12.99	-12.88	-.11
3	6.83008	-77.43	RMS	14	2.6	-60.83	-52.88	-7.95

RMS - RMS detection

UL LLC
12 Laboratory Drive, Research Triangle Park, NC 27709; USA TEL:(919)549-1400
This report shall not be reproduced except in full, without the written approval of UL LLC

2TX CHAIN 0 + CHAIN 1 CDD OFDMA MODE: 996T+484T+242T (CONTIGUOUS HIGH) LOW POWER INDOOR

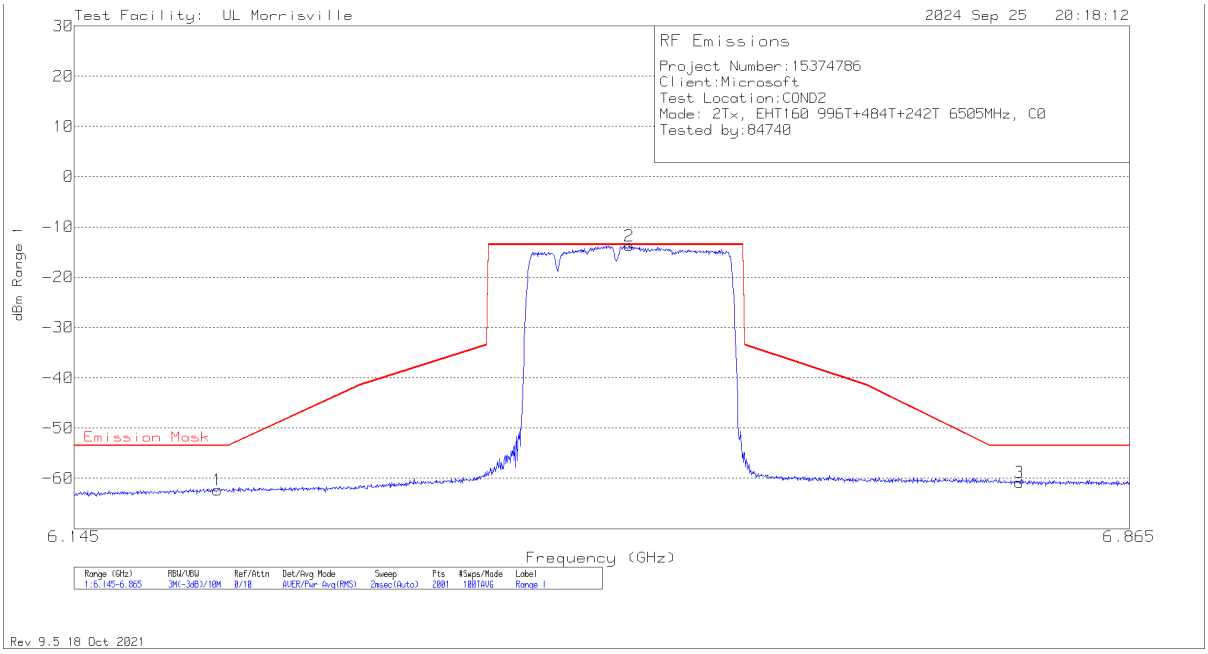

Marker	Frequency (GHz)	Meter Reading (dBm)	Det	Atten	EUT CBL	Corrected Reading dBm	Emission Mask	Margin (dB)
1	6.23824	-78.43	RMS	13.8	2.3	-62.33	-53.48	-8.85
2	6.51364	-29.63	RMS	13.9	2	-13.73	-13.48	-.25
3	6.78616	-77.39	RMS	14	2.6	-60.79	-53.48	-7.31

RMS - RMS detection

UL LLC
12 Laboratory Drive, Research Triangle Park, NC 27709; USA TEL:(919)549-1400
This report shall not be reproduced except in full, without the written approval of UL LLC

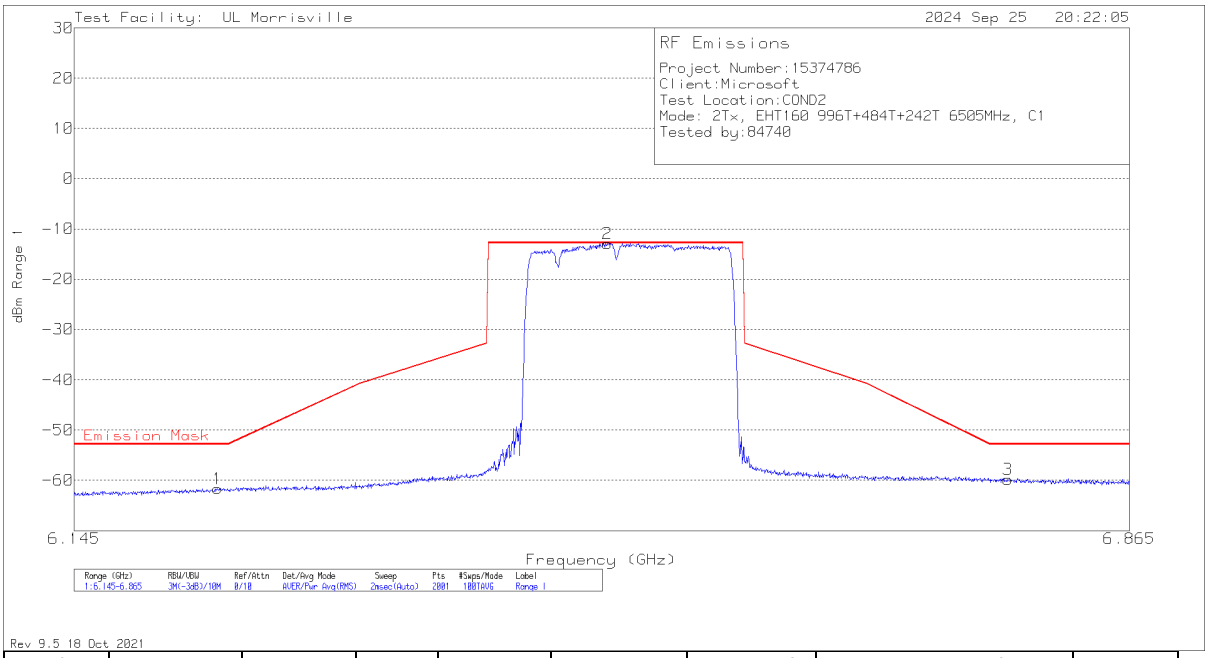

Marker	Frequency (GHz)	Meter Reading (dBm)	Det	Atten	EUT CBL	Corrected Reading dBm	Emission Mask	Margin (dB)
1	6.23824	-77.74	RMS	13.8	2.3	-61.64	-52.8	-8.84
2	6.49888	-28.74	RMS	13.8	2	-12.94	-12.8	-.14
3	6.77788	-76.45	RMS	14	2.6	-59.85	-52.8	-7.05

RMS - RMS detection

UL LLC
12 Laboratory Drive, Research Triangle Park, NC 27709; USA TEL:(919)549-1400
This report shall not be reproduced except in full, without the written approval of UL LLC

2TX CHAIN 0 + CHAIN 1 CDD OFDMA MODE: 996T+484T+242T (NON-CONTIGUOUS) LOW POWER INDOOR

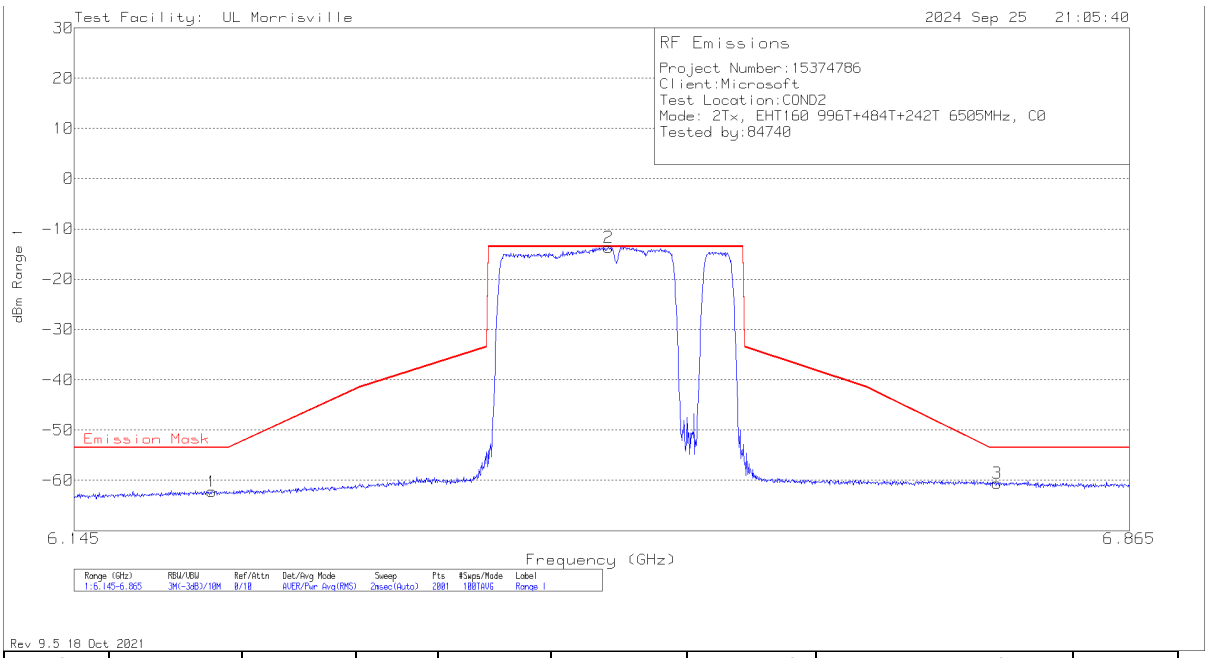

Marker	Frequency (GHz)	Meter Reading (dBm)	Det	Atten	EUT CBL	Corrected Reading dBm	Emission Mask	Margin (dB)
1	6.23464	-78.35	RMS	13.8	2.3	-62.25	-53.48	-8.77
2	6.4996	-29.55	RMS	13.9	2	-13.65	-13.48	-.17
3	6.77032	-77.17	RMS	14	2.6	-60.57	-53.48	-7.09

RMS - RMS detection

UL LLC
12 Laboratory Drive, Research Triangle Park, NC 27709; USA TEL:(919)549-1400
This report shall not be reproduced except in full, without the written approval of UL LLC

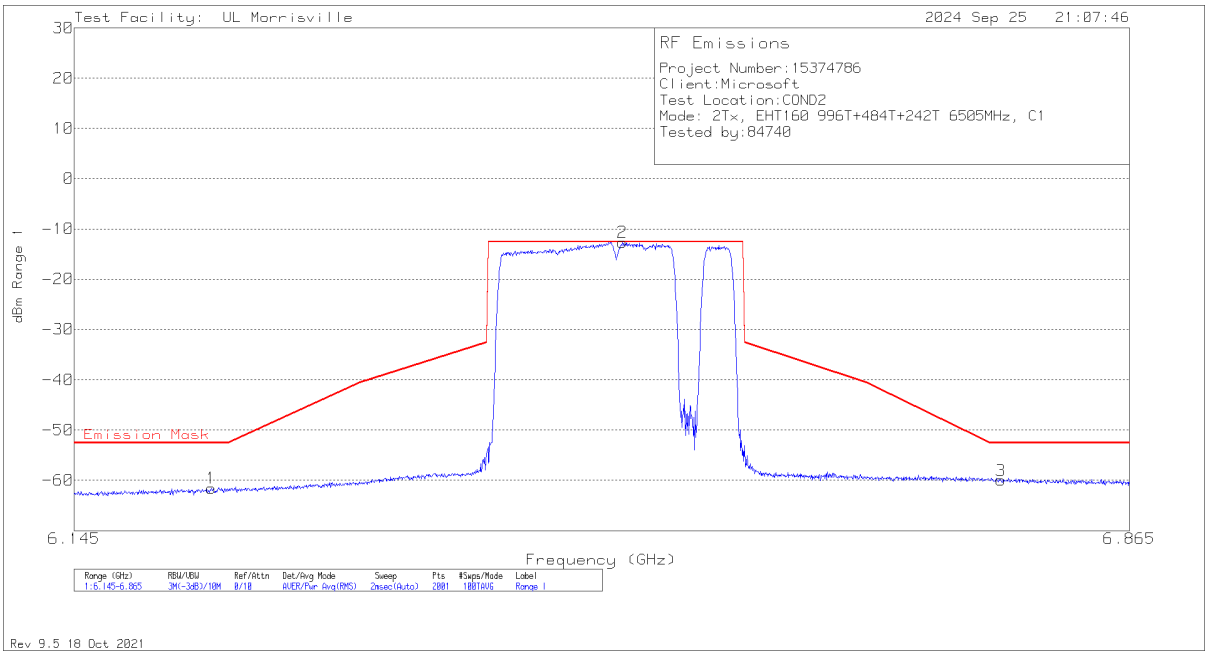

Marker	Frequency (GHz)	Meter Reading (dBm)	Det	Atten	EUT CBL	Corrected Reading dBm	Emission Mask	Margin (dB)
1	6.23392	-77.66	RMS	13.8	2.3	-61.56	-52.59	-8.97
2	6.50896	-28.47	RMS	13.8	2	-12.67	-12.59	-.08
3	6.77302	-76.61	RMS	14	2.6	-60.01	-52.59	-7.42

RMS - RMS detection

UL LLC
12 Laboratory Drive, Research Triangle Park, NC 27709; USA TEL:(919)549-1400
This report shall not be reproduced except in full, without the written approval of UL LLC

2TX CHAIN 0 + CHAIN 1 CDD OFDMA MODE: 996T+242T+484T (NON-CONTIGUOUS) LOW POWER INDOOR

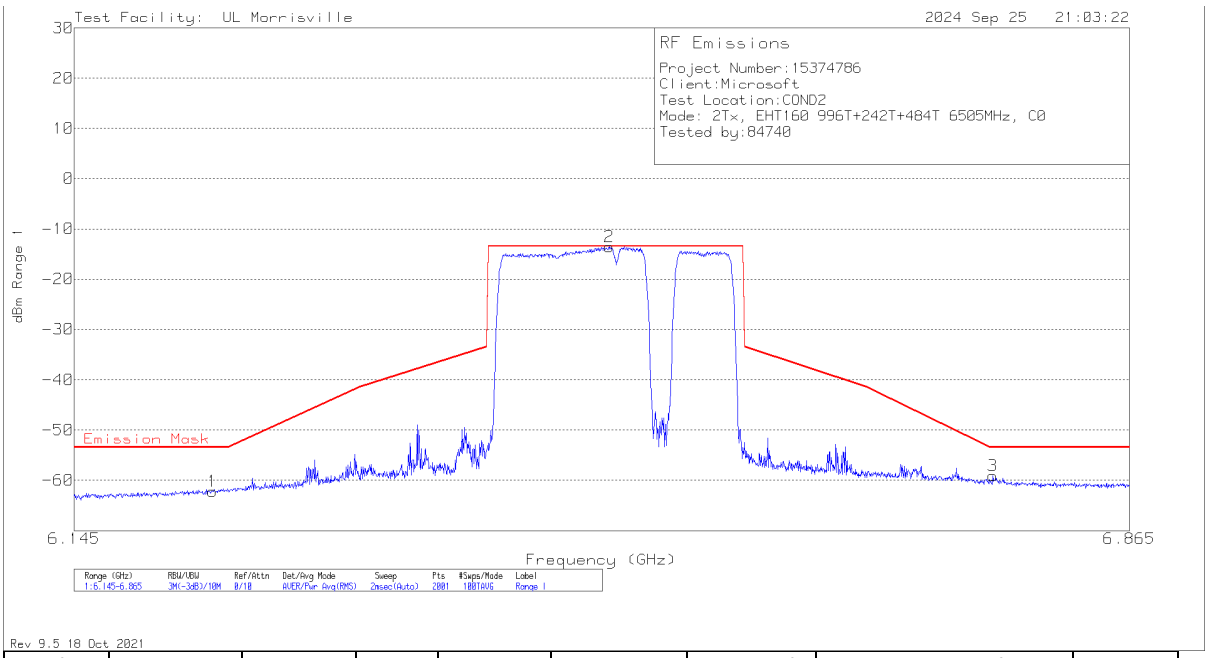

Marker	Frequency (GHz)	Meter Reading (dBm)	Det	Atten	EUT CBL	Corrected Reading dBm	Emission Mask	Margin (dB)
1	6.235	-78.27	RMS	13.8	2.3	-62.17	-53.47	-8.7
2	6.49996	-29.42	RMS	13.9	2	-13.52	-13.47	-.05
3	6.76708	-75.66	RMS	14	2.6	-59.06	-53.47	-5.59

RMS - RMS detection

UL LLC
12 Laboratory Drive, Research Triangle Park, NC 27709; USA TEL:(919)549-1400
This report shall not be reproduced except in full, without the written approval of UL LLC

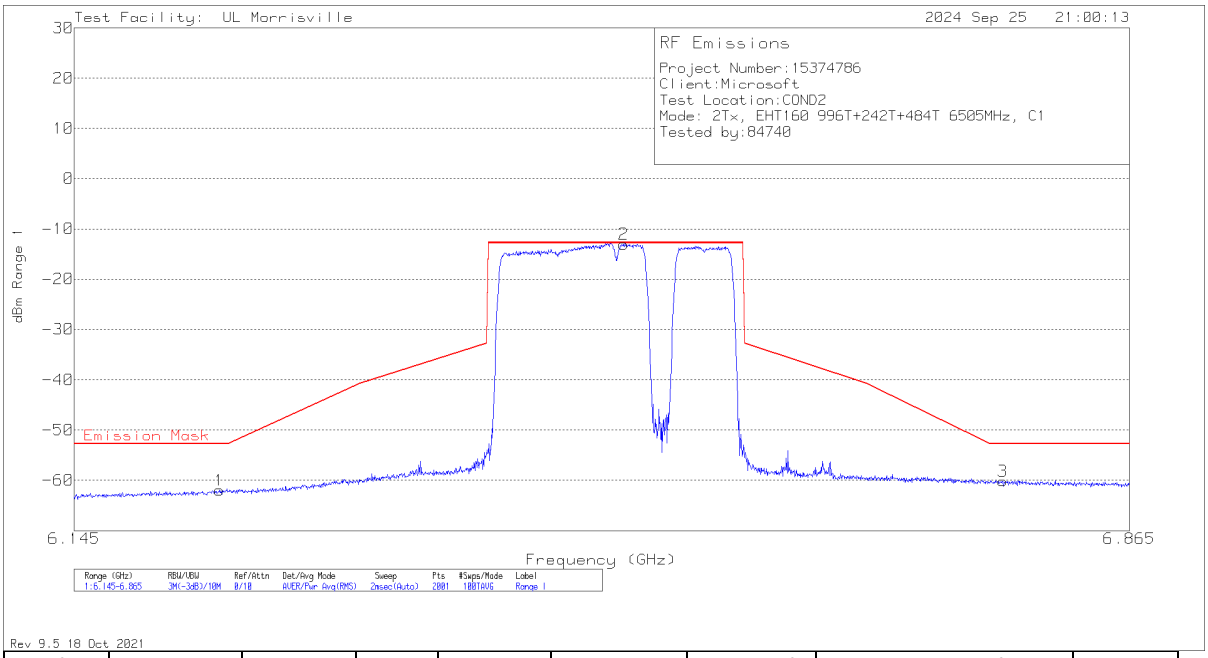

Marker	Frequency (GHz)	Meter Reading (dBm)	Det	Atten	EUT CBL	Corrected Reading dBm	Emission Mask	Margin (dB)
1	6.23932	-78.1	RMS	13.8	2.3	-62	-52.77	-9.23
2	6.51004	-28.85	RMS	13.8	2	-13.05	-12.77	-.28
3	6.77428	-76.74	RMS	14	2.6	-60.14	-52.77	-7.37

RMS - RMS detection

UL LLC
12 Laboratory Drive, Research Triangle Park, NC 27709; USA TEL:(919)549-1400
This report shall not be reproduced except in full, without the written approval of UL LLC

2TX CHAIN 0 + CHAIN 1 CDD OFDMA MODE: 996T+242T+484T (NON-CONTIGUOUS 2) LOW POWER INDOOR

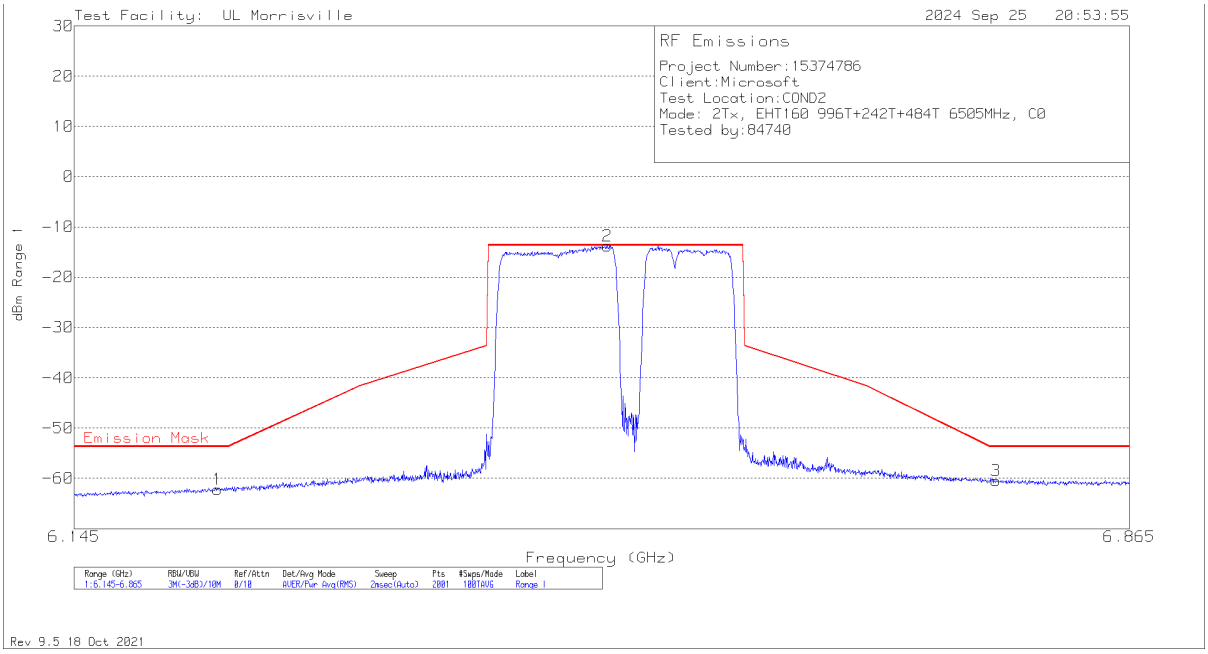

Marker	Frequency (GHz)	Meter Reading (dBm)	Det	Atten	EUT CBL	Corrected Reading dBm	Emission Mask	Margin (dB)
1	6.23824	-78.3	RMS	13.8	2.3	-62.2	-53.66	-8.54
2	6.49888	-29.68	RMS	13.9	2	-13.78	-13.66	-.12
3	6.76924	-77.04	RMS	14	2.6	-60.44	-53.66	-6.78

RMS - RMS detection

UL LLC
12 Laboratory Drive, Research Triangle Park, NC 27709; USA TEL:(919)549-1400
This report shall not be reproduced except in full, without the written approval of UL LLC

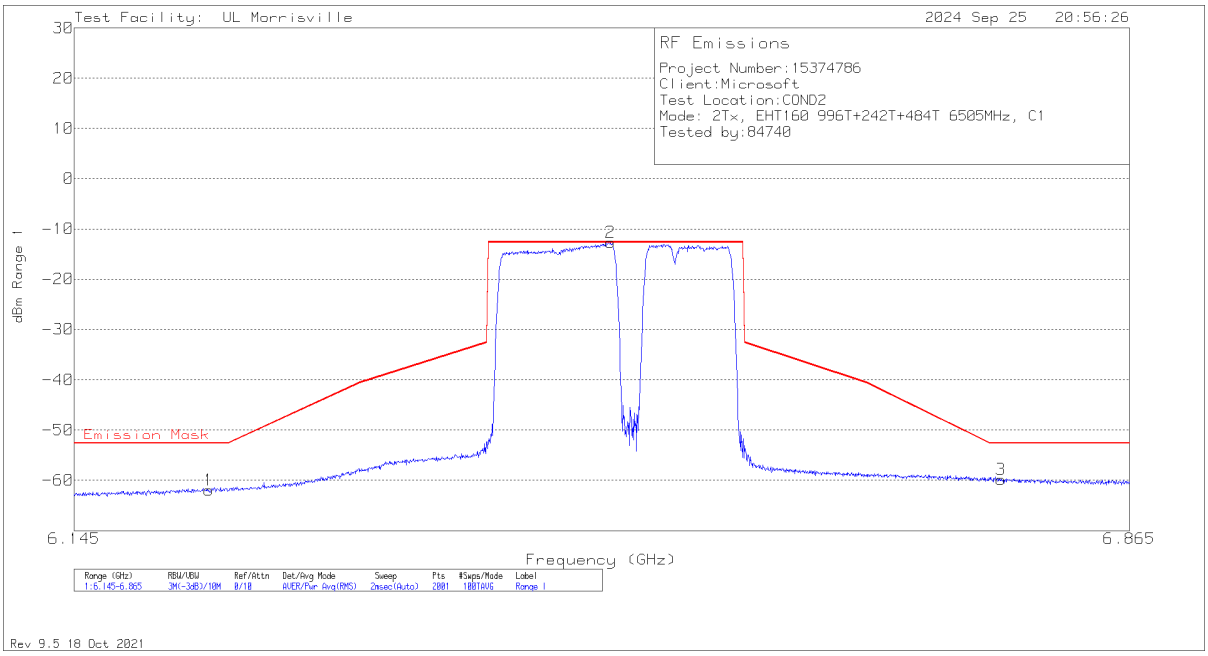

Marker	Frequency (GHz)	Meter Reading (dBm)	Det	Atten	EUT CBL	Corrected Reading dBm	Emission Mask	Margin (dB)
1	6.23248	-78.08	RMS	13.8	2.3	-61.98	-52.62	-9.36
2	6.50104	-28.5	RMS	13.8	2	-12.7	-12.62	-.08
3	6.77284	-76.46	RMS	14	2.6	-59.86	-52.62	-7.24

RMS - RMS detection

UL LLC
12 Laboratory Drive, Research Triangle Park, NC 27709; USA TEL:(919)549-1400
This report shall not be reproduced except in full, without the written approval of UL LLC

2TX CHAIN 0 + CHAIN 1 CDD OFDMA MODE: 242T+484T+996T (NON-CONTIGUOUS) LOW POWER INDOOR

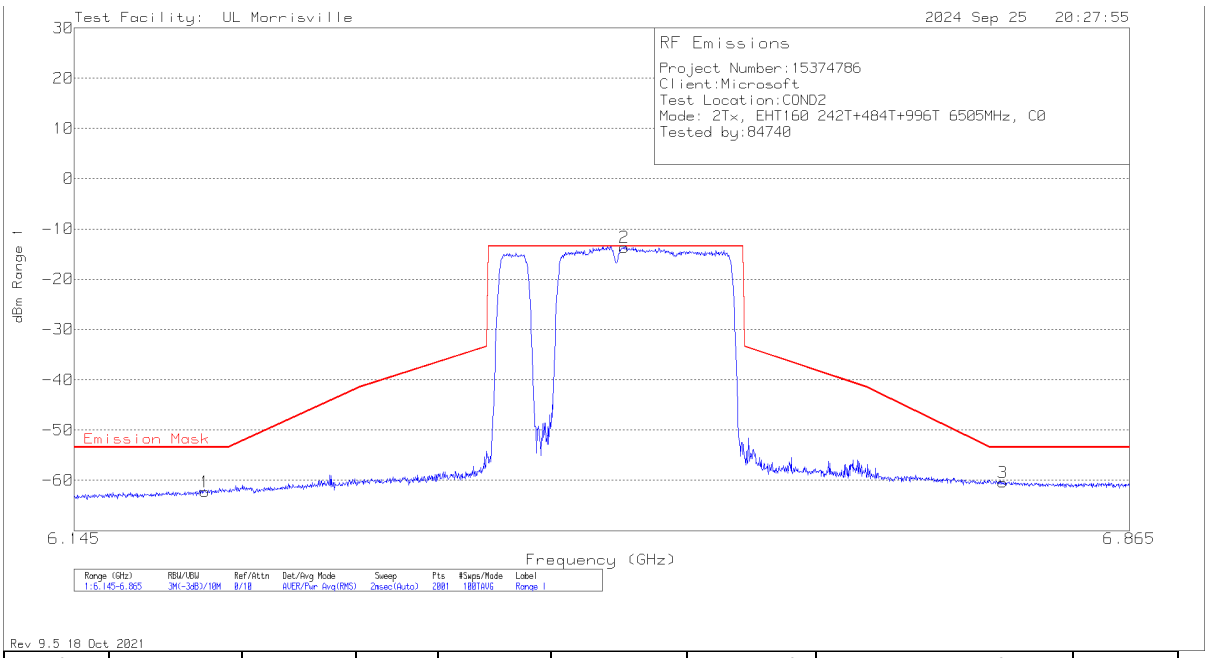

Marker	Frequency (GHz)	Meter Reading (dBm)	Det	Atten	EUT CBL	Corrected Reading dBm	Emission Mask	Margin (dB)
1	6.22996	-78.36	RMS	13.8	2.3	-62.26	-53.44	-8.82
2	6.5104	-29.53	RMS	13.9	2	-13.63	-13.44	-.19
3	6.77428	-76.99	RMS	14	2.6	-60.39	-53.44	-6.95

RMS - RMS detection

UL LLC
12 Laboratory Drive, Research Triangle Park, NC 27709; USA TEL:(919)549-1400
This report shall not be reproduced except in full, without the written approval of UL LLC

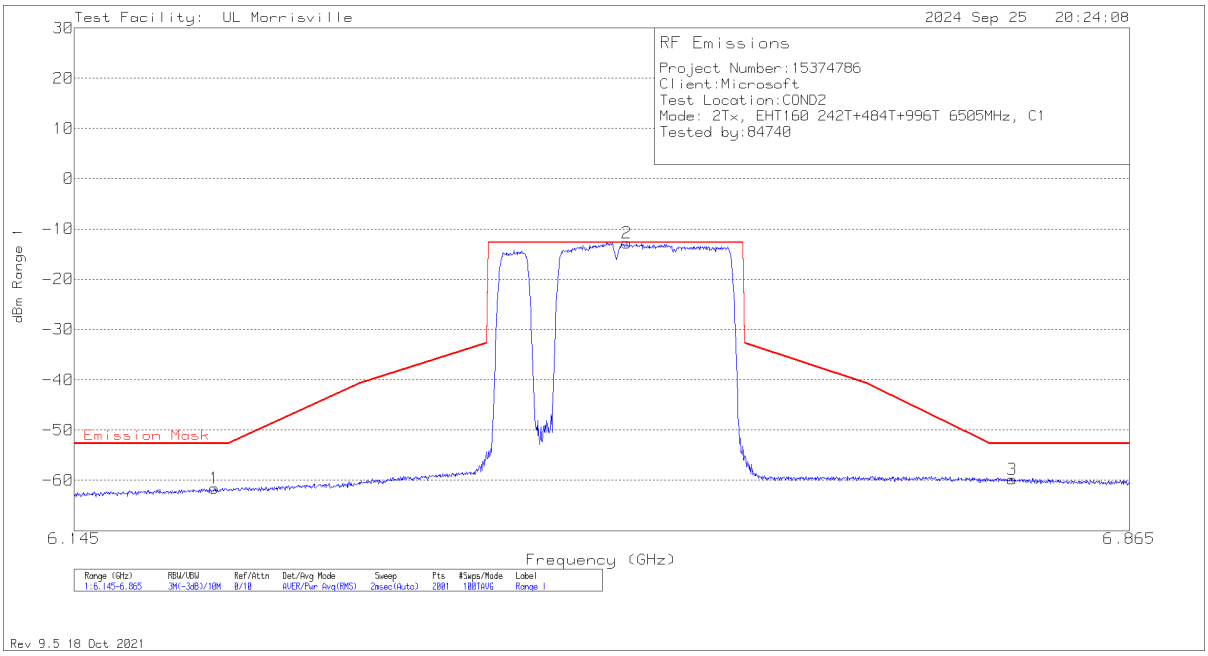

Marker	Frequency (GHz)	Meter Reading (dBm)	Det	Atten	EUT CBL	Corrected Reading dBm	Emission Mask	Margin (dB)
1	6.23608	-77.69	RMS	13.8	2.3	-61.59	-52.71	-8.88
2	6.5122	-28.6	RMS	13.8	2	-12.8	-12.71	-.09
3	6.78112	-76.37	RMS	14	2.6	-59.77	-52.71	-7.06

RMS - RMS detection

UL LLC
12 Laboratory Drive, Research Triangle Park, NC 27709; USA TEL:(919)549-1400
This report shall not be reproduced except in full, without the written approval of UL LLC

2TX CHAIN 0 + CHAIN 1 CDD OFDMA MODE: 484T+242T+996T (NON-CONTIGUOUS) LOW POWER INDOOR

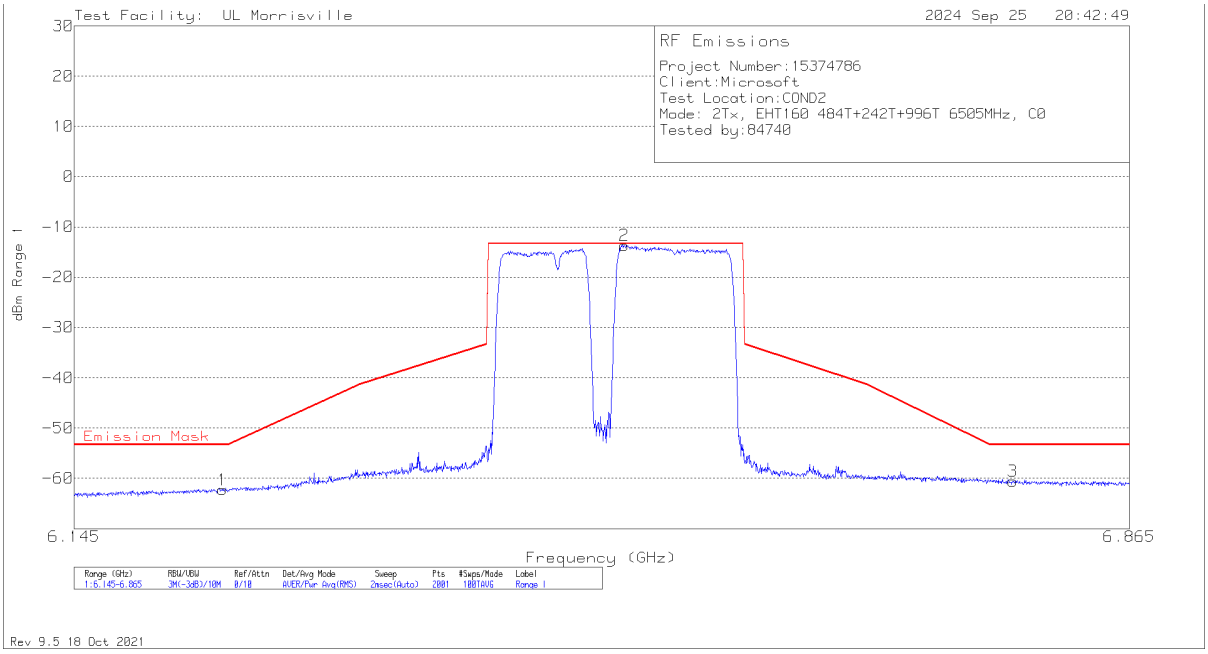

Marker	Frequency (GHz)	Meter Reading (dBm)	Det	Atten	EUT CBL	Corrected Reading dBm	Emission Mask	Margin (dB)
1	6.24148	-78.36	RMS	13.8	2.3	-62.26	-53.35	-8.91
2	6.5104	-29.57	RMS	13.9	2	-13.67	-13.35	-.32
3	6.78148	-77.12	RMS	14	2.6	-60.52	-53.35	-7.17

RMS - RMS detection

UL LLC
12 Laboratory Drive, Research Triangle Park, NC 27709; USA TEL:(919)549-1400
This report shall not be reproduced except in full, without the written approval of UL LLC

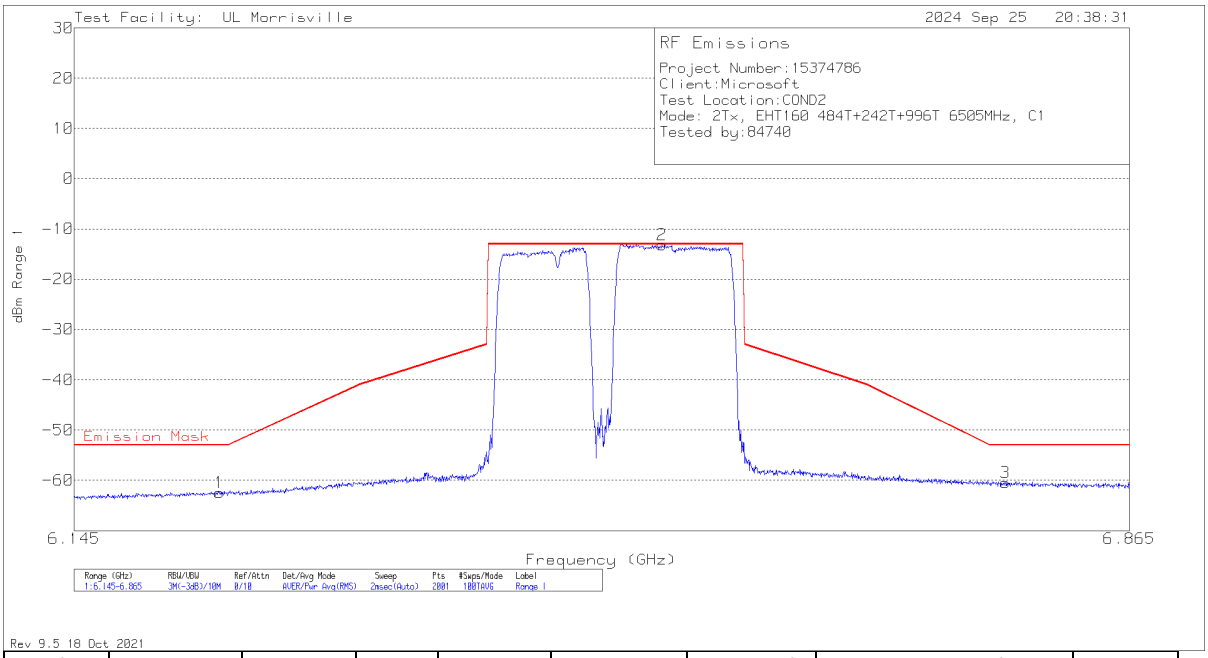

Marker	Frequency (GHz)	Meter Reading (dBm)	Det	Atten	EUT CBL	Corrected Reading dBm	Emission Mask	Margin (dB)
1	6.23932	-78.56	RMS	13.8	2.3	-62.46	-52.98	-9.48
2	6.53632	-29.55	RMS	13.8	2.6	-13.15	-12.98	-.17
3	6.77608	-77.03	RMS	14	2.6	-60.43	-52.98	-7.45

RMS - RMS detection

UL LLC
12 Laboratory Drive, Research Triangle Park, NC 27709; USA TEL:(919)549-1400
This report shall not be reproduced except in full, without the written approval of UL LLC

2TX CHAIN 0 + CHAIN 1 CDD OFDMA MODE: 484T+242T+996T (NON-CONTIGUOUS 2) LOW POWER INDOOR

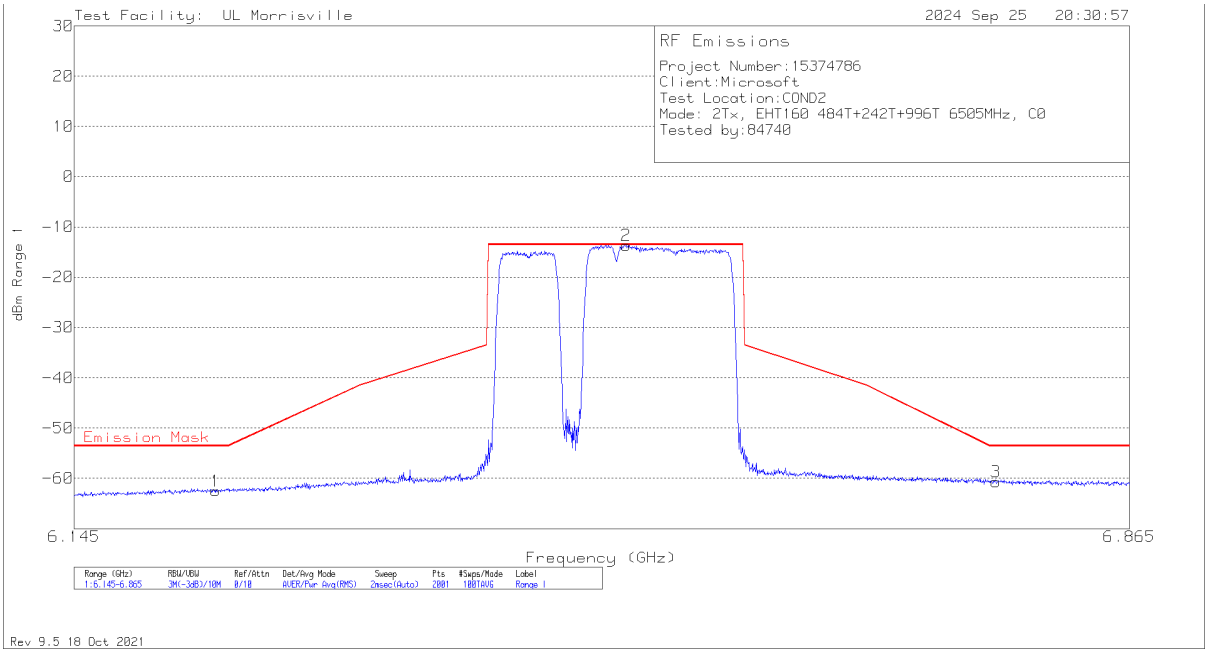

Marker	Frequency (GHz)	Meter Reading (dBm)	Det	Atten	EUT CBL	Corrected Reading dBm	Emission Mask	Margin (dB)
1	6.2368	-78.61	RMS	13.8	2.3	-62.51	-53.53	-8.98
2	6.51148	-29.58	RMS	13.9	2	-13.68	-13.53	-.15
3	6.7696	-77.29	RMS	14	2.6	-60.69	-53.53	-7.16

RMS - RMS detection

UL LLC
12 Laboratory Drive, Research Triangle Park, NC 27709; USA TEL:(919)549-1400
This report shall not be reproduced except in full, without the written approval of UL LLC

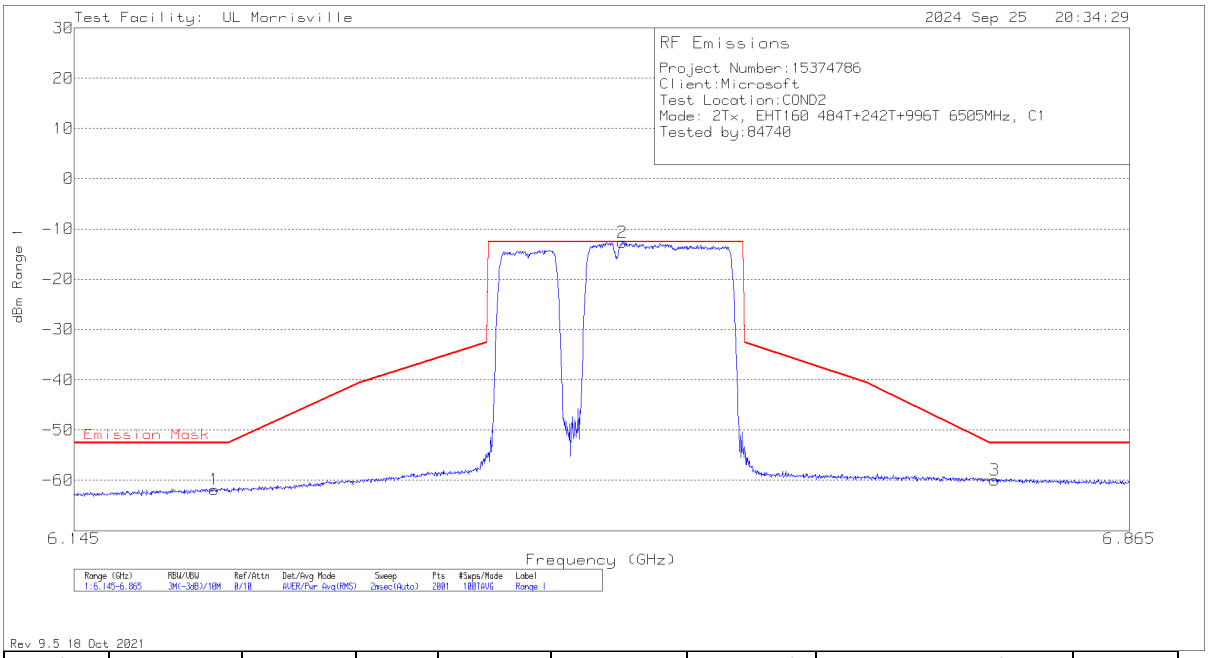

Marker	Frequency (GHz)	Meter Reading (dBm)	Det	Atten	EUT CBL	Corrected Reading dBm	Emission Mask	Margin (dB)
1	6.23608	-77.95	RMS	13.8	2.3	-61.85	-52.57	-9.28
2	6.50896	-28.45	RMS	13.8	2	-12.65	-12.57	-.08
3	6.76852	-76.5	RMS	14	2.6	-59.9	-52.57	-7.33

RMS - RMS detection

UL LLC
12 Laboratory Drive, Research Triangle Park, NC 27709; USA TEL:(919)549-1400
This report shall not be reproduced except in full, without the written approval of UL LLC

2TX CHAIN 0 + CHAIN 1 CDD OFDMA MODE: 2x996T LOW POWER INDOOR

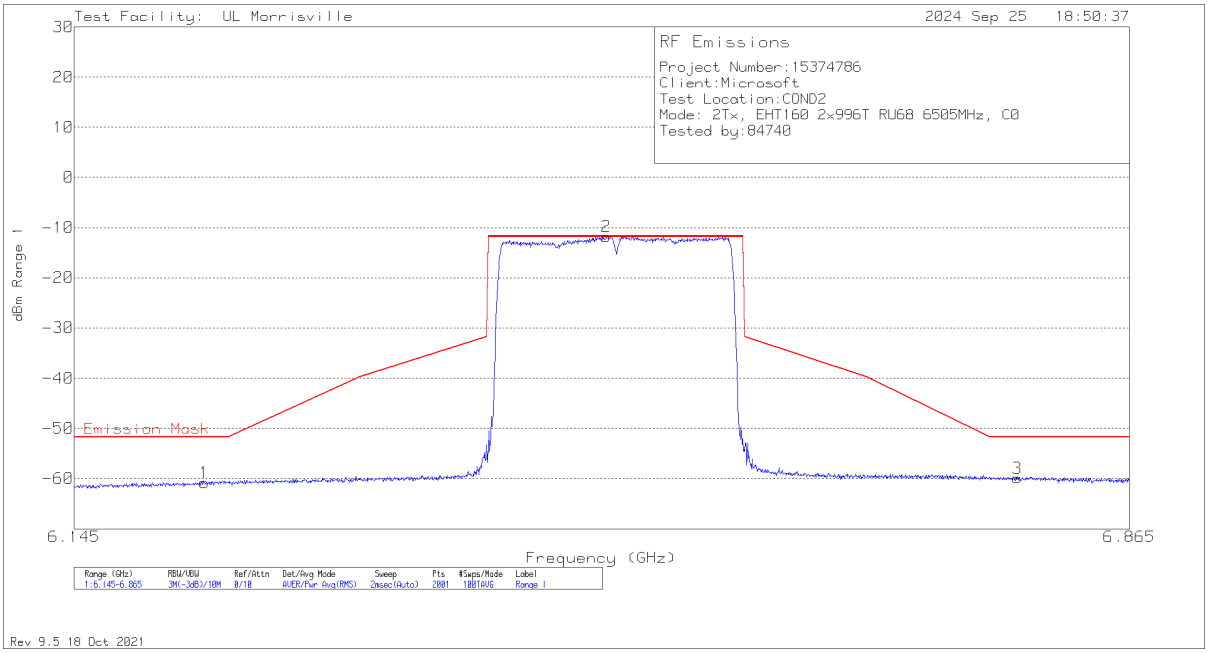

Marker	Frequency (GHz)	Meter Reading (dBm)	Det	Atten	EUT CBL	Corrected Reading dBm	Emission Mask	Margin (dB)
1	6.2296	-76.94	RMS	13.8	2.3	-60.84	-51.77	-9.07
2	6.49816	-27.7	RMS	13.9	2	-11.8	-11.77	-.03
3	6.78472	-76.49	RMS	14	2.6	-59.89	-51.77	-8.12

RMS - RMS detection

UL LLC
12 Laboratory Drive, Research Triangle Park, NC 27709; USA TEL:(919)549-1400
This report shall not be reproduced except in full, without the written approval of UL LLC

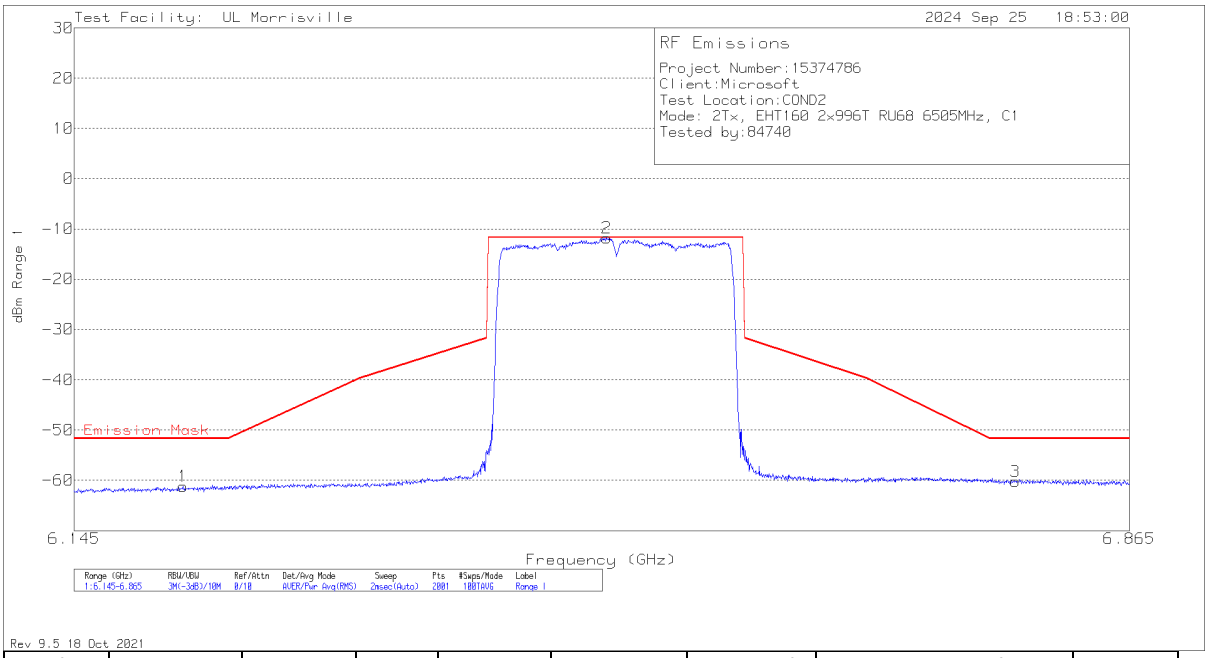

Marker	Frequency (GHz)	Meter Reading (dBm)	Det	Atten	EUT CBL	Corrected Reading dBm	Emission Mask	Margin (dB)
1	6.21556	-77.32	RMS	13.8	2.3	-61.22	-51.71	-9.51
2	6.49852	-27.63	RMS	13.8	2	-11.83	-11.71	-.12
3	6.78328	-76.85	RMS	14	2.6	-60.25	-51.71	-8.54

RMS - RMS detection

UL LLC
12 Laboratory Drive, Research Triangle Park, NC 27709; USA TEL:(919)549-1400
This report shall not be reproduced except in full, without the written approval of UL LLC

9.5.24. 802.11be EHT320 MODE 2TX IN THE UNII-6 BAND (HIGH GAIN)

2TX CHAIN 0 + CHAIN 1 CDD OFDMA MODE: 2x996T+484T (CONTIGUOUS LOW MRU6) LOW POWER INDOOR

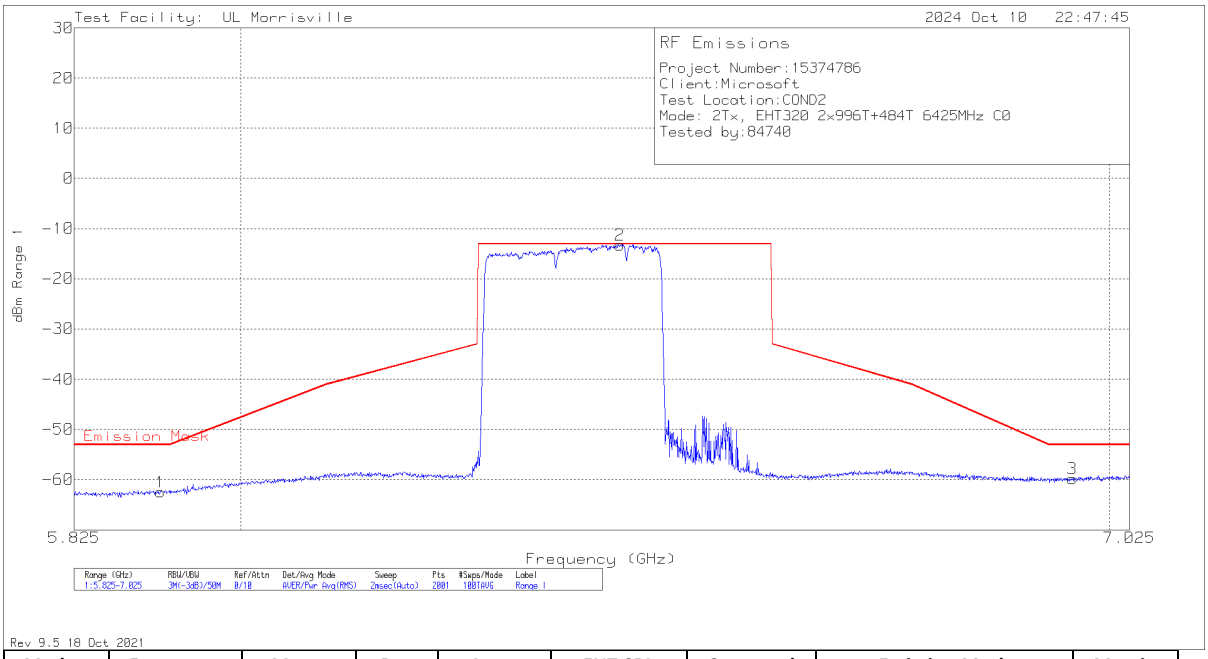

Marker	Frequency (GHz)	Meter Reading (dBm)	Det	Atten	EUT CBL	Corrected Reading dBm	Emission Mask	Margin (dB)
1	5.915	-78	RMS	13.6	1.9	-62.5	-53.06	-9.44
2	6.4178	-29.48	RMS	13.9	2.3	-13.28	-13.06	-.22
3	6.9542	-76.5	RMS	14.1	2.6	-59.8	-53.06	-6.74

RMS - RMS detection

UL LLC
12 Laboratory Drive, Research Triangle Park, NC 27709; USA TEL:(919)549-1400
This report shall not be reproduced except in full, without the written approval of UL LLC

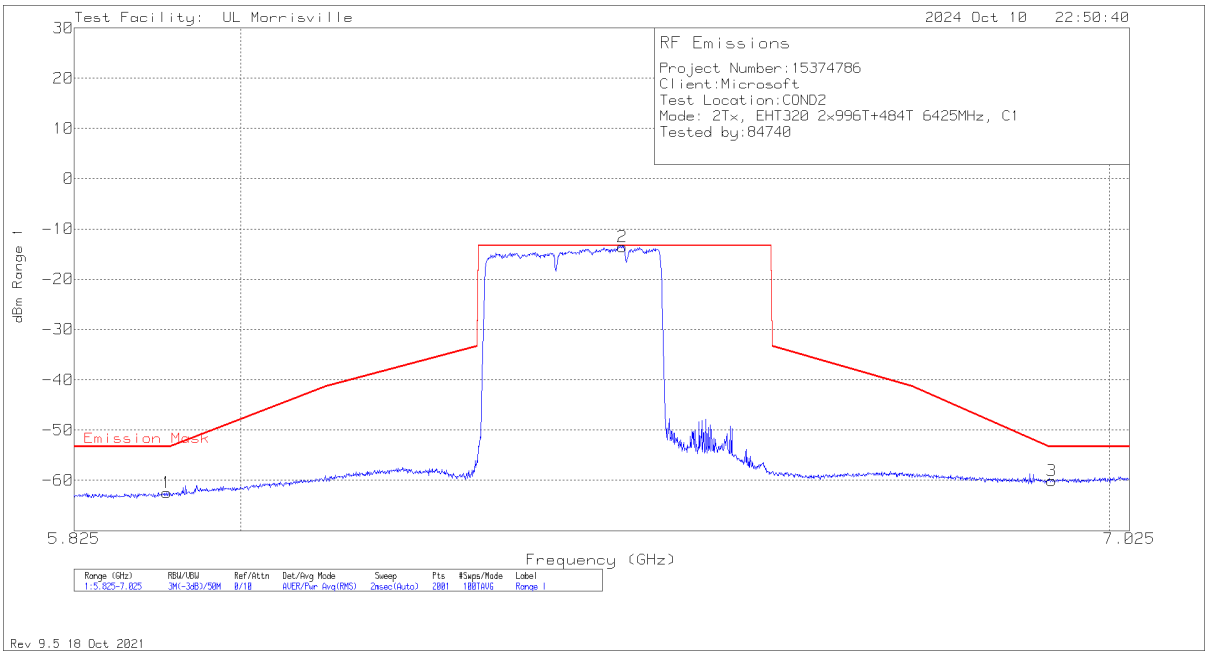

Marker	Frequency (GHz)	Meter Reading (dBm)	Det	Atten	EUT CBL	Corrected Reading dBm	Emission Mask	Margin (dB)
1	5.9216	-77.91	RMS	13.6	1.9	-62.41	-53.32	-9.09
2	6.4202	-29.69	RMS	13.9	2.3	-13.49	-13.32	-.17
3	6.9284	-76.64	RMS	14	2.6	-60.04	-53.32	-6.72

RMS - RMS detection

UL LLC
12 Laboratory Drive, Research Triangle Park, NC 27709; USA TEL:(919)549-1400
This report shall not be reproduced except in full, without the written approval of UL LLC

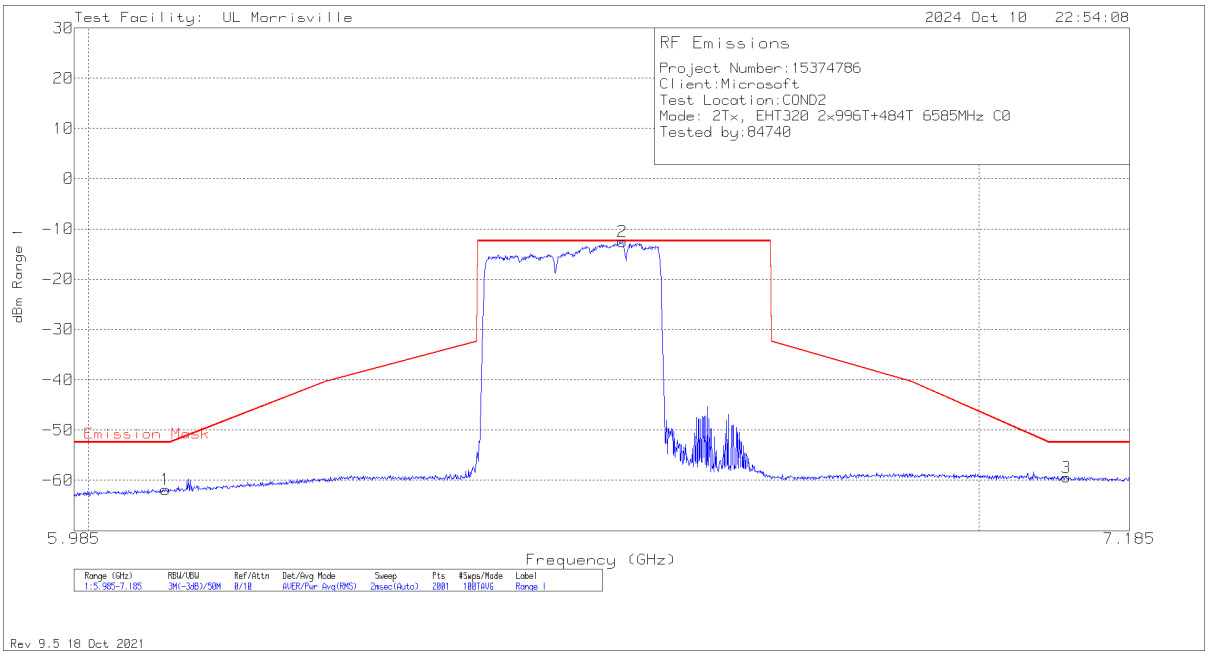

Marker	Frequency (GHz)	Meter Reading (dBm)	Det	Atten	EUT CBL	Corrected Reading dBm	Emission Mask	Margin (dB)
1	6.0804	-77.8	RMS	13.7	2.3	-61.8	-52.42	-9.38
2	6.5808	-29.08	RMS	13.9	2.6	-12.58	-12.42	-.16
3	7.107	-76.09	RMS	14.1	2.6	-59.39	-52.42	-6.97

RMS - RMS detection

UL LLC
12 Laboratory Drive, Research Triangle Park, NC 27709; USA TEL:(919)549-1400
This report shall not be reproduced except in full, without the written approval of UL LLC

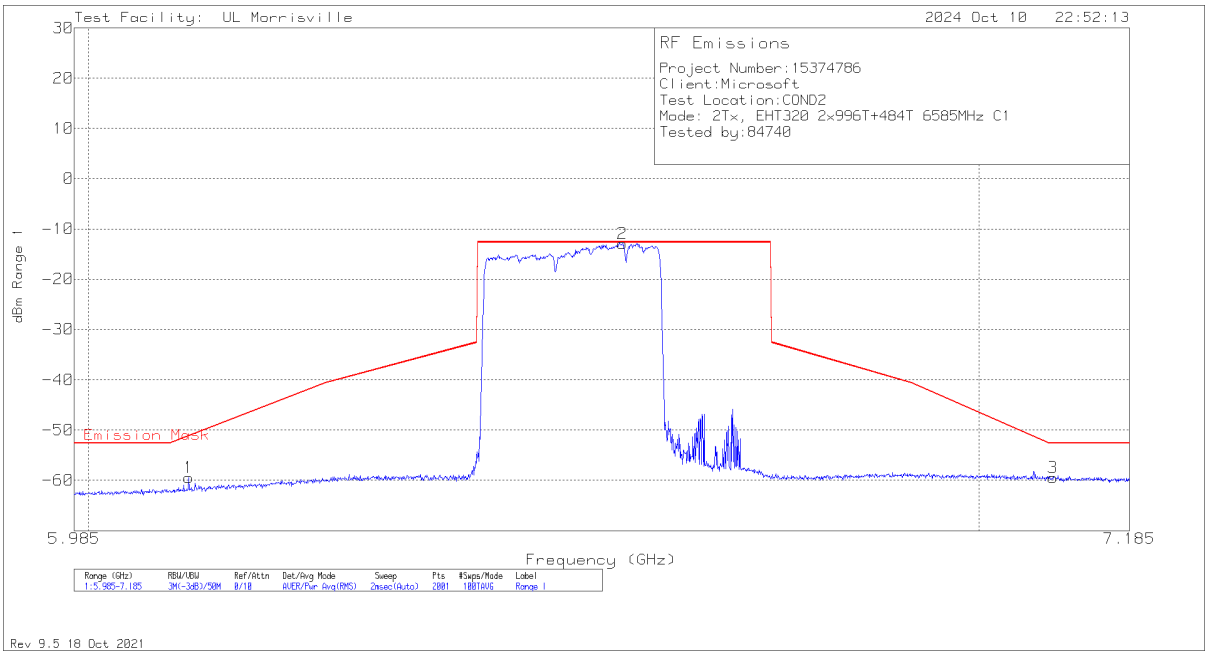

Marker	Frequency (GHz)	Meter Reading (dBm)	Det	Atten	EUT CBL	Corrected Reading dBm	Emission Mask	Margin (dB)
1	6.105	-75.4	RMS	13.7	2.3	-59.4	-51.18	-8.22
2	6.5808	-29.4	RMS	13.9	2.6	-12.9	-12.64	-.26
3	7.0902	-76.16	RMS	14.1	2.6	-59.46	-52.64	-6.82

RMS - RMS detection

UL LLC
12 Laboratory Drive, Research Triangle Park, NC 27709; USA TEL:(919)549-1400
This report shall not be reproduced except in full, without the written approval of UL LLC

2TX CHAIN 0 + CHAIN 1 CDD OFDMA MODE: 2x996T+484T (CONTIGUOUS LOW MRU1) LOW POWER INDOOR

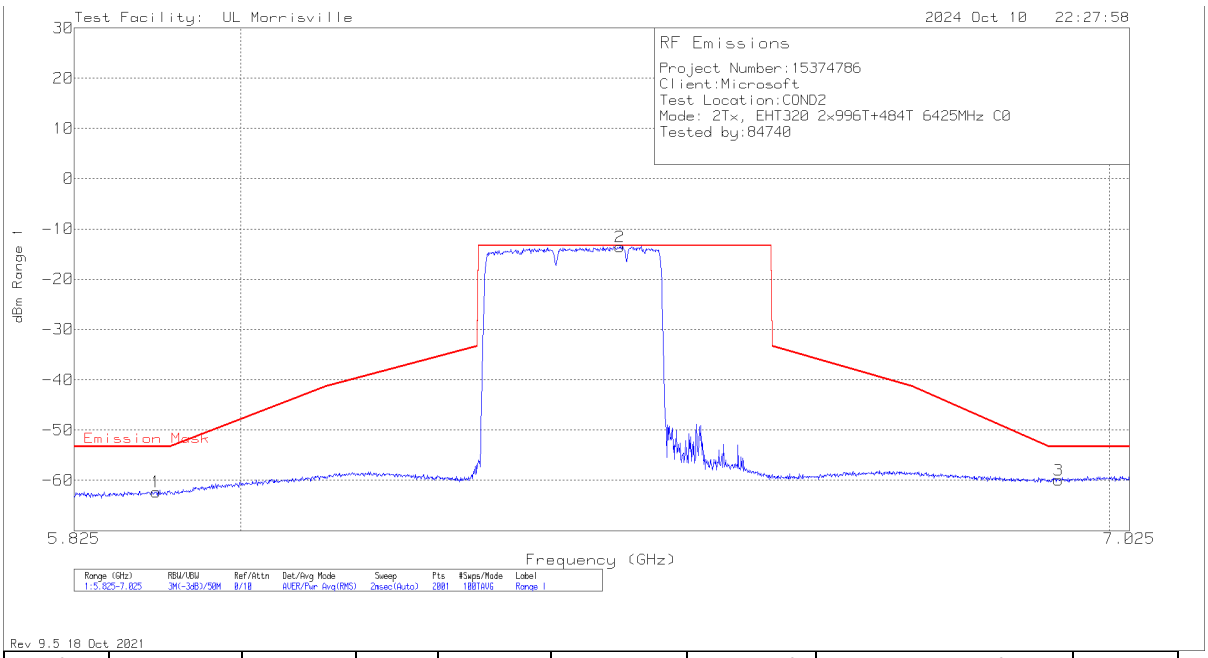

Marker	Frequency (GHz)	Meter Reading (dBm)	Det	Atten	EUT CBL	Corrected Reading dBm	Emission Mask	Margin (dB)
1	5.9102	-77.84	RMS	13.6	1.9	-62.34	-53.35	-8.99
2	6.4172	-29.79	RMS	13.9	2.3	-13.59	-13.35	-.24
3	6.9374	-76.7	RMS	14.1	2.6	-60	-53.35	-6.65

RMS - RMS detection

UL LLC
12 Laboratory Drive, Research Triangle Park, NC 27709; USA TEL:(919)549-1400
This report shall not be reproduced except in full, without the written approval of UL LLC

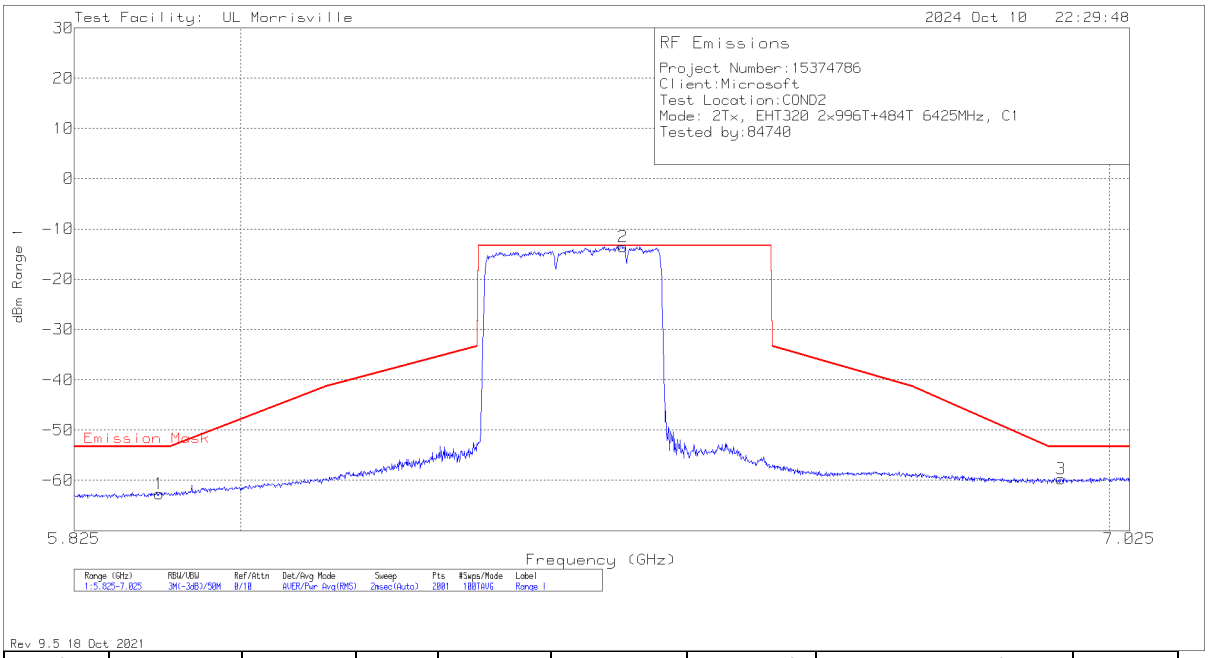

Marker	Frequency (GHz)	Meter Reading (dBm)	Det	Atten	EUT CBL	Corrected Reading dBm	Emission Mask	Margin (dB)
1	5.9138	-78.18	RMS	13.6	1.9	-62.68	-53.32	-9.36
2	6.4208	-29.71	RMS	13.9	2.3	-13.51	-13.32	-.19
3	6.9404	-76.43	RMS	14.1	2.6	-59.73	-53.32	-6.41

RMS - RMS detection

UL LLC
12 Laboratory Drive, Research Triangle Park, NC 27709; USA TEL:(919)549-1400
This report shall not be reproduced except in full, without the written approval of UL LLC

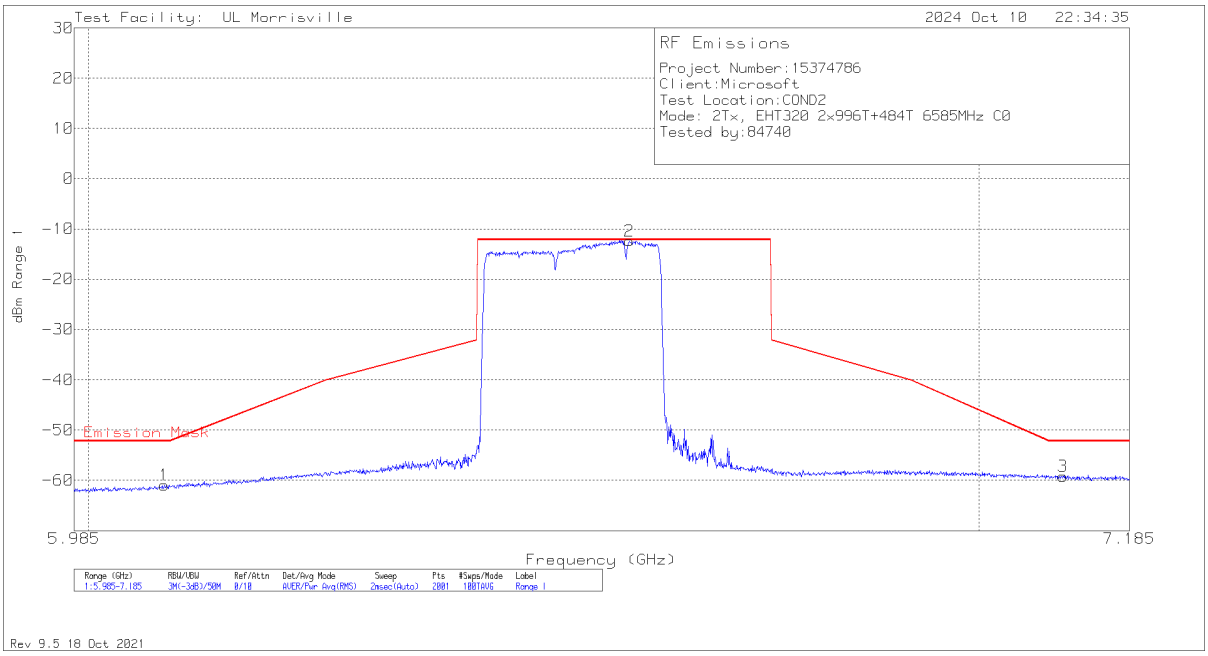

Marker	Frequency (GHz)	Meter Reading (dBm)	Det	Atten	EUT CBL	Corrected Reading dBm	Emission Mask	Margin (dB)
1	6.0792	-76.95	RMS	13.7	2.3	-60.95	-52.17	-8.78
2	6.5892	-28.86	RMS	13.9	2.6	-12.36	-12.17	-.19
3	7.1028	-75.91	RMS	14.1	2.6	-59.21	-52.17	-7.04

RMS - RMS detection

UL LLC
12 Laboratory Drive, Research Triangle Park, NC 27709; USA TEL:(919)549-1400
This report shall not be reproduced except in full, without the written approval of UL LLC

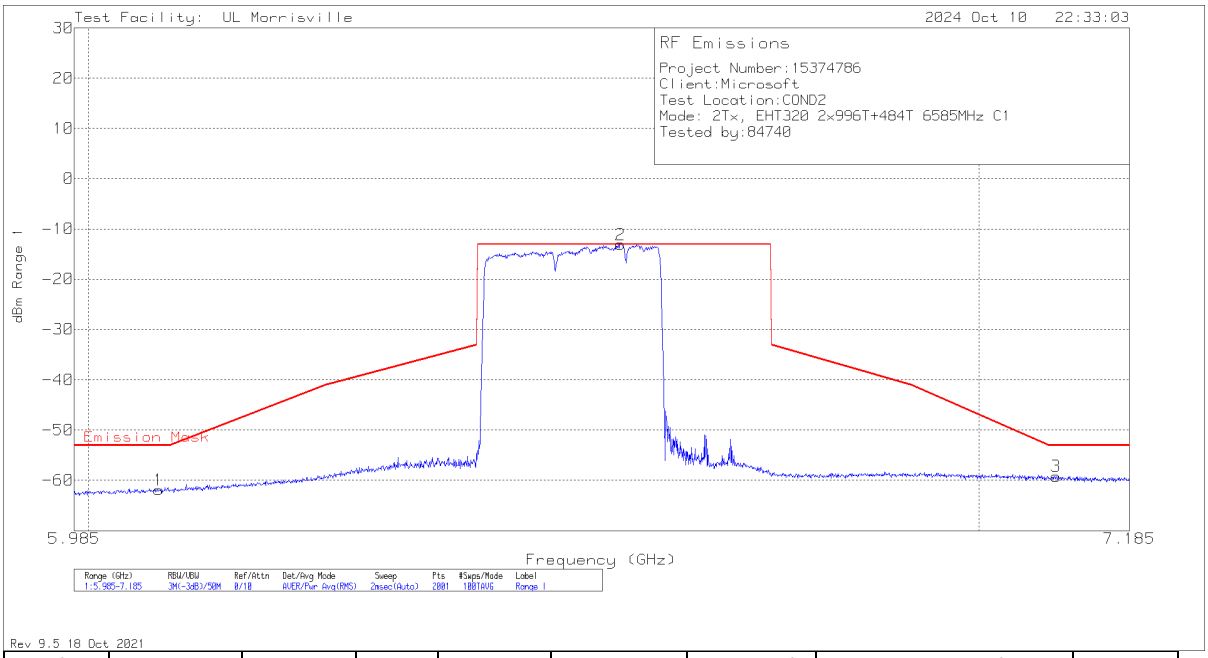

Marker	Frequency (GHz)	Meter Reading (dBm)	Det	Atten	EUT CBL	Corrected Reading dBm	Emission Mask	Margin (dB)
1	6.0732	-77.89	RMS	13.7	2.3	-61.89	-53.08	-8.81
2	6.579	-29.6	RMS	13.9	2.6	-13.1	-13.08	-.02
3	7.0944	-75.91	RMS	14.1	2.6	-59.21	-53.08	-6.13

RMS - RMS detection

UL LLC
12 Laboratory Drive, Research Triangle Park, NC 27709; USA TEL:(919)549-1400
This report shall not be reproduced except in full, without the written approval of UL LLC

2TX CHAIN 0 + CHAIN 1 CDD OFDMA MODE: 2x996T+484T (CONTIGUOUS HIGH MRU7) LOW POWER INDOOR

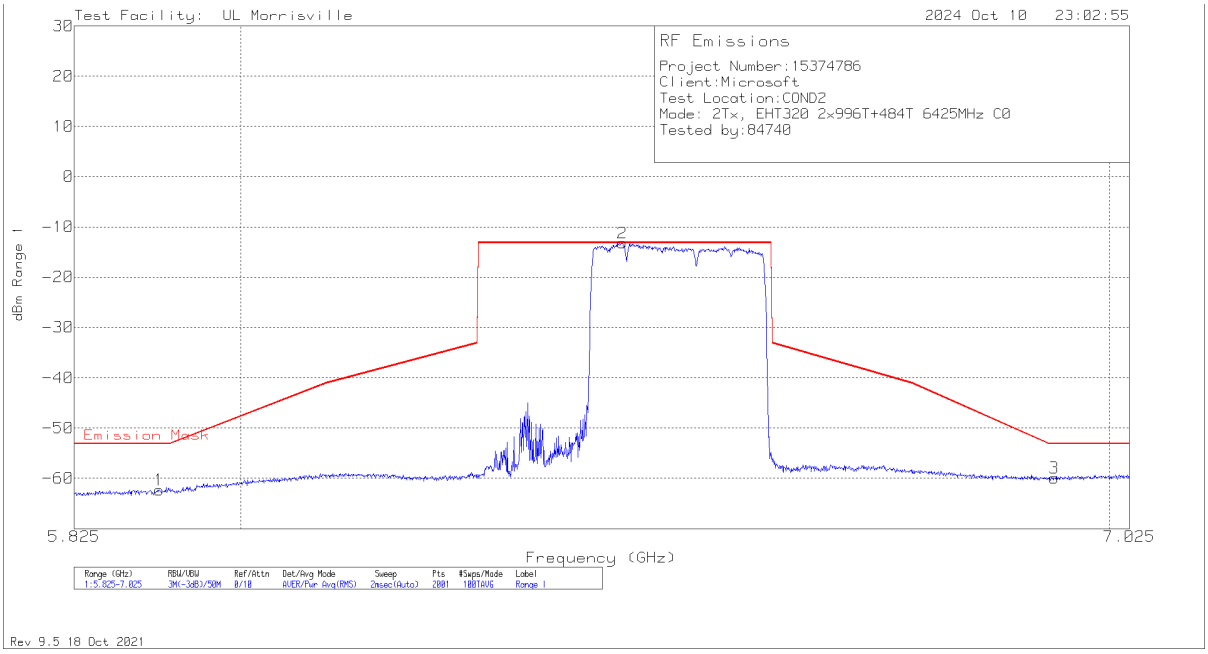

Marker	Frequency (GHz)	Meter Reading (dBm)	Det	Atten	EUT CBL	Corrected Reading dBm	Emission Mask	Margin (dB)
1	5.9138	-77.84	RMS	13.6	1.9	-62.34	-53.11	-9.23
2	6.4202	-29.42	RMS	13.9	2.3	-13.22	-13.11	-.11
3	6.9317	-76.5	RMS	14	2.6	-59.9	-53.11	-6.79

RMS - RMS detection

UL LLC
12 Laboratory Drive, Research Triangle Park, NC 27709; USA TEL:(919)549-1400
This report shall not be reproduced except in full, without the written approval of UL LLC

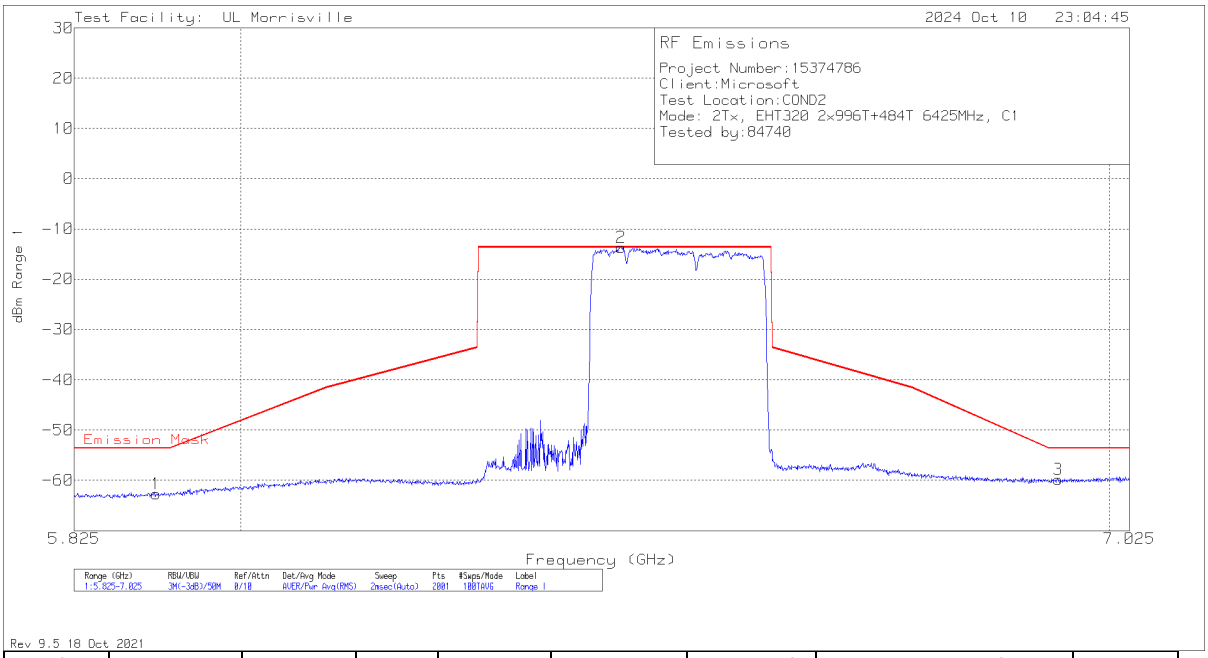

Marker	Frequency (GHz)	Meter Reading (dBm)	Det	Atten	EUT CBL	Corrected Reading dBm	Emission Mask	Margin (dB)
1	5.9102	-78.24	RMS	13.6	1.9	-62.74	-53.61	-9.13
2	6.419	-29.91	RMS	13.9	2.3	-13.71	-13.61	-.1
3	6.9368	-76.49	RMS	14.1	2.6	-59.79	-53.61	-6.18

RMS - RMS detection

UL LLC
12 Laboratory Drive, Research Triangle Park, NC 27709; USA TEL:(919)549-1400
This report shall not be reproduced except in full, without the written approval of UL LLC

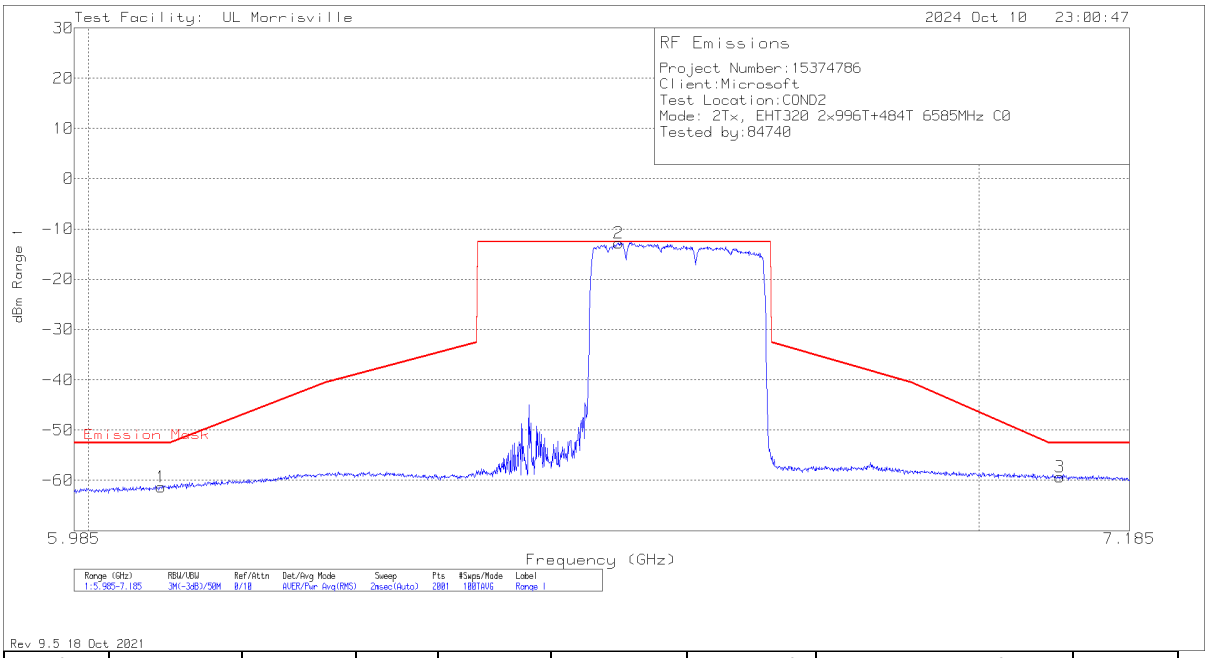

Marker	Frequency (GHz)	Meter Reading (dBm)	Det	Atten	EUT CBL	Corrected Reading dBm	Emission Mask	Margin (dB)
1	6.0756	-77.33	RMS	13.7	2.3	-61.33	-52.6	-8.73
2	6.5766	-29.3	RMS	13.9	2.6	-12.8	-12.6	-.2
3	7.0986	-75.99	RMS	14.1	2.6	-59.29	-52.6	-6.69

RMS - RMS detection

UL LLC
12 Laboratory Drive, Research Triangle Park, NC 27709; USA TEL:(919)549-1400
This report shall not be reproduced except in full, without the written approval of UL LLC

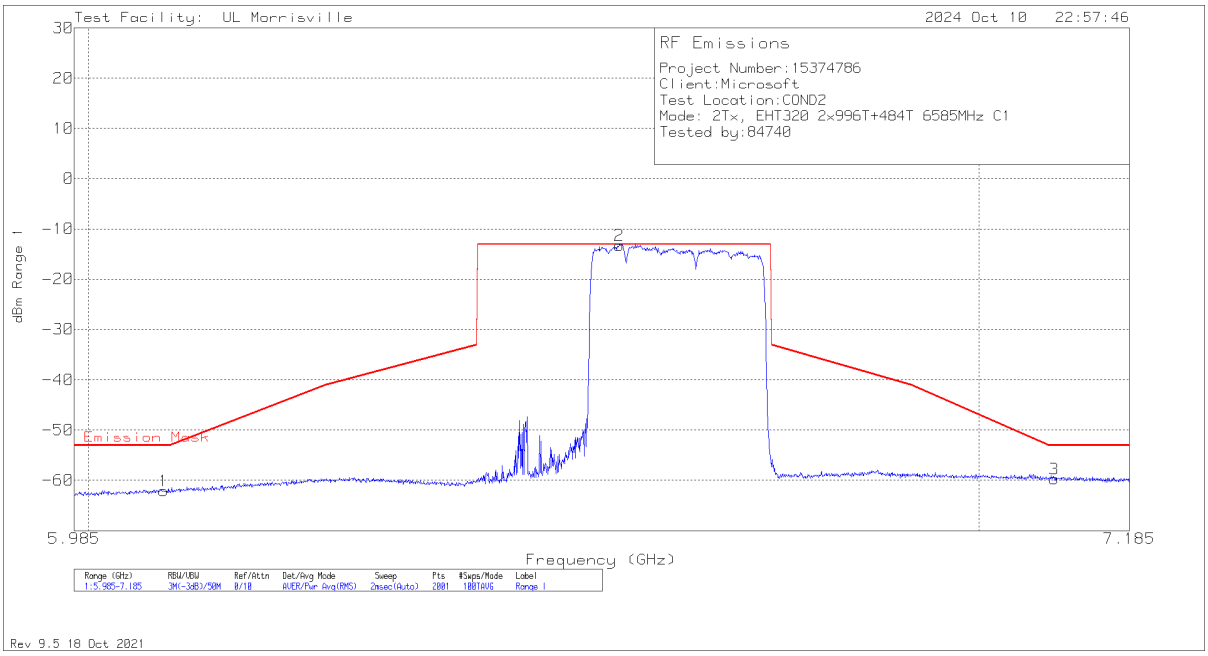

Marker	Frequency (GHz)	Meter Reading (dBm)	Det	Atten	EUT CBL	Corrected Reading dBm	Emission Mask	Margin (dB)
1	6.0786	-78.12	RMS	13.7	2.3	-62.12	-53.09	-9.03
2	6.5772	-29.76	RMS	13.9	2.6	-13.26	-13.09	-.17
3	7.092	-76.46	RMS	14.1	2.6	-59.76	-53.09	-6.67

RMS - RMS detection

UL LLC
12 Laboratory Drive, Research Triangle Park, NC 27709; USA TEL:(919)549-1400
This report shall not be reproduced except in full, without the written approval of UL LLC

2TX CHAIN 0 + CHAIN 1 CDD OFDMA MODE: 2x996T+484T (CONTIGUOUS HIGH MRU12) LOW POWER INDOOR

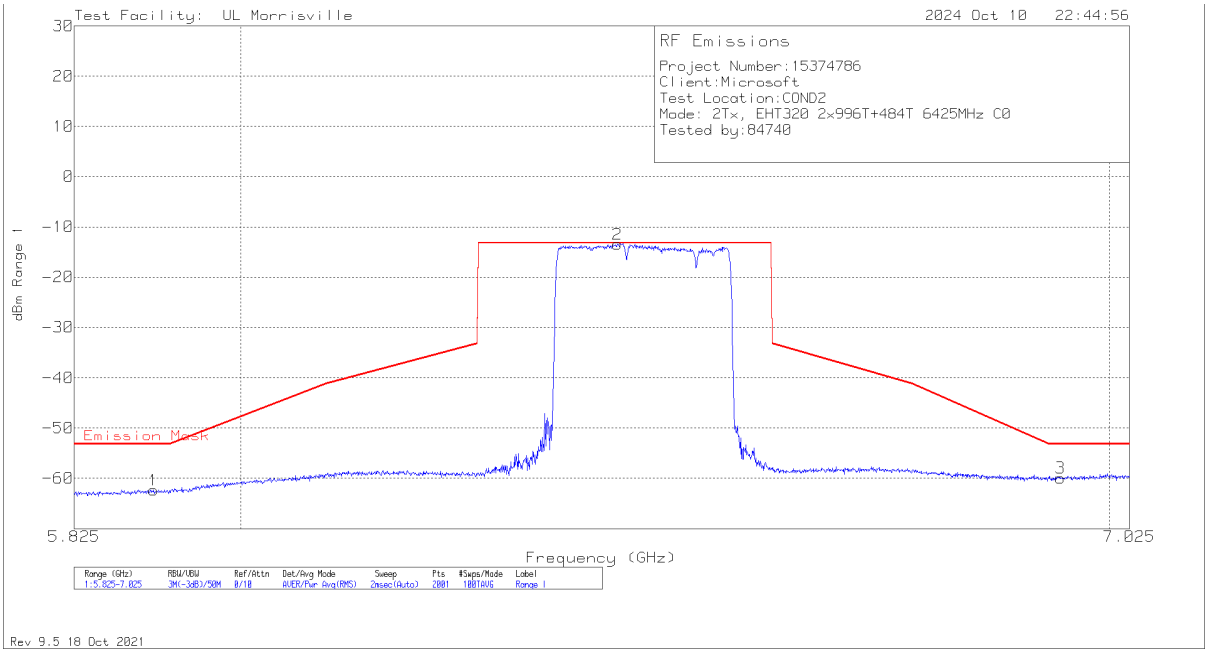

Marker	Frequency (GHz)	Meter Reading (dBm)	Det	Atten	EUT CBL	Corrected Reading dBm	Emission Mask	Margin (dB)
1	5.9078	-77.88	RMS	13.6	1.9	-62.38	-53.22	-9.16
2	6.4148	-29.67	RMS	13.9	2.3	-13.47	-13.22	-.25
3	6.9398	-76.65	RMS	14.1	2.6	-59.95	-53.22	-6.73

RMS - RMS detection

UL LLC
12 Laboratory Drive, Research Triangle Park, NC 27709; USA TEL:(919)549-1400
This report shall not be reproduced except in full, without the written approval of UL LLC

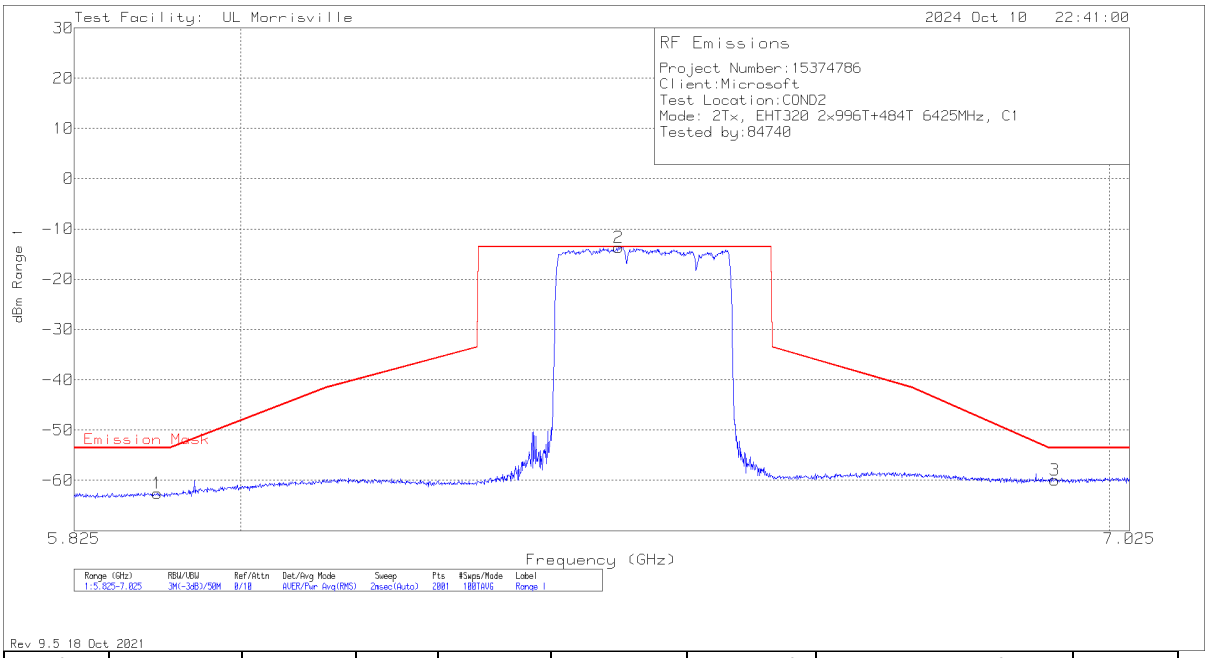

Marker	Frequency (GHz)	Meter Reading (dBm)	Det	Atten	EUT CBL	Corrected Reading dBm	Emission Mask	Margin (dB)
1	5.9114	-78.1	RMS	13.6	1.9	-62.6	-53.56	-9.04
2	6.416	-29.91	RMS	13.9	2.3	-13.71	-13.56	-.15
3	6.9326	-76.65	RMS	14.1	2.6	-59.95	-53.56	-6.39

RMS - RMS detection

UL LLC
12 Laboratory Drive, Research Triangle Park, NC 27709; USA TEL:(919)549-1400
This report shall not be reproduced except in full, without the written approval of UL LLC

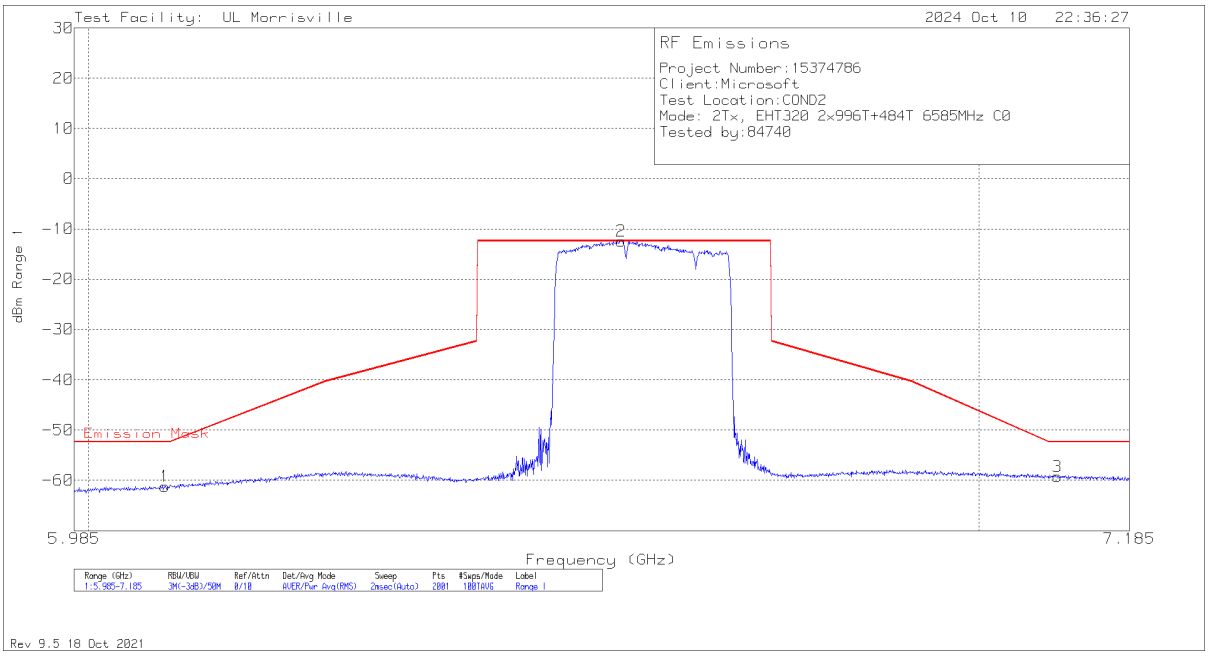

Marker	Frequency (GHz)	Meter Reading (dBm)	Det	Atten	EUT CBL	Corrected Reading dBm	Emission Mask	Margin (dB)
1	6.0798	-77.15	RMS	13.7	2.3	-61.15	-52.37	-8.78
2	6.5796	-28.89	RMS	13.9	2.6	-12.39	-12.37	-.02
3	7.0962	-75.96	RMS	14.1	2.6	-59.26	-52.37	-6.89

RMS - RMS detection

UL LLC
12 Laboratory Drive, Research Triangle Park, NC 27709; USA TEL:(919)549-1400
This report shall not be reproduced except in full, without the written approval of UL LLC

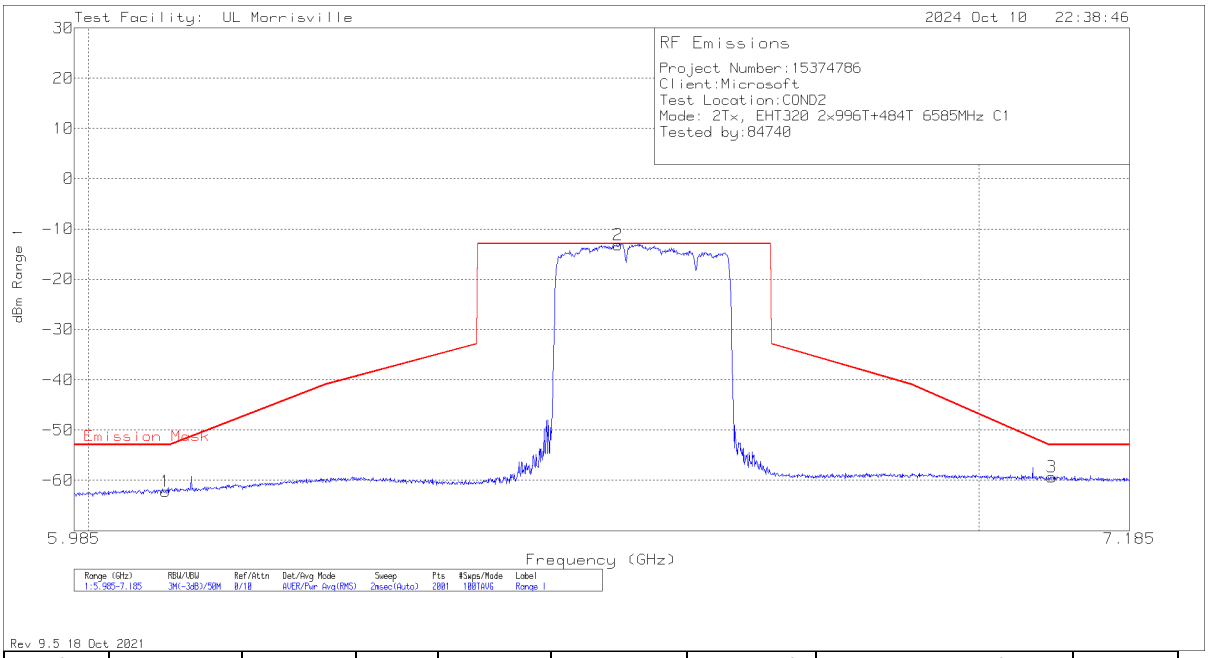

Marker	Frequency (GHz)	Meter Reading (dBm)	Det	Atten	EUT CBL	Corrected Reading dBm	Emission Mask	Margin (dB)
1	6.0804	-78.24	RMS	13.7	2.3	-62.24	-52.94	-9.3
2	6.576	-29.65	RMS	13.9	2.6	-13.15	-12.94	-.21
3	7.089	-76	RMS	14.1	2.6	-59.3	-52.94	-6.36

RMS - RMS detection

UL LLC
12 Laboratory Drive, Research Triangle Park, NC 27709; USA TEL:(919)549-1400
This report shall not be reproduced except in full, without the written approval of UL LLC

2TX CHAIN 0 + CHAIN 1 CDD OFDMA MODE: 2x996T+484T (NON-CONTIGUOUS LOW MRU5) LOW POWER INDOOR

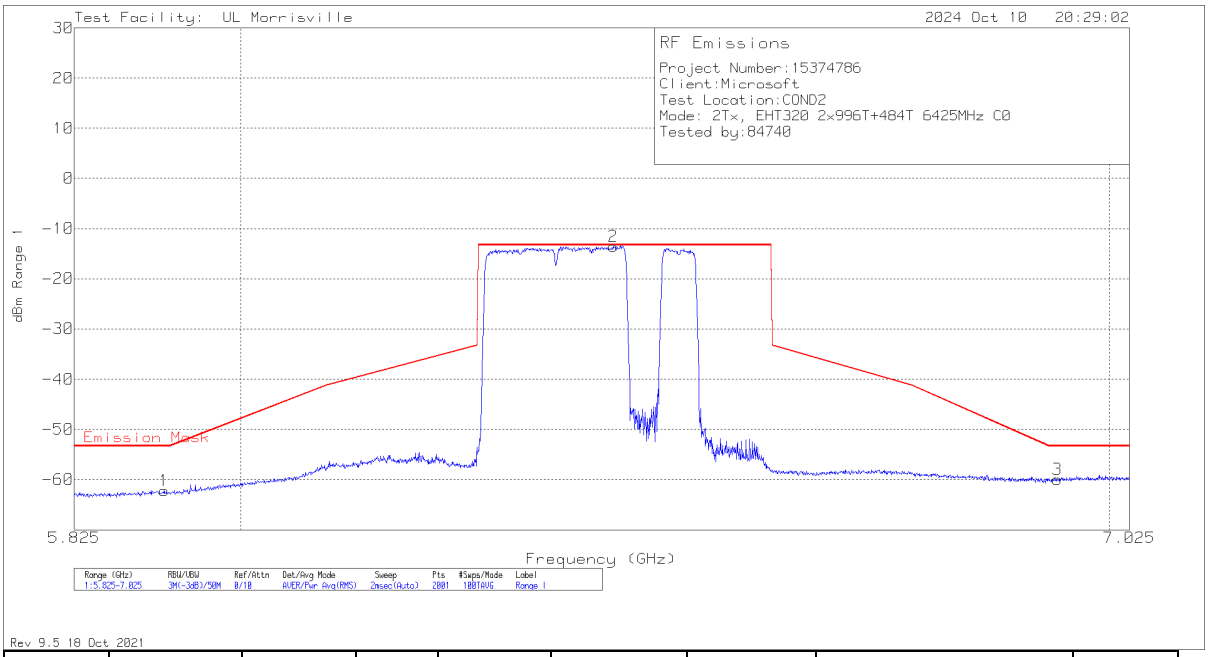

Marker	Frequency (GHz)	Meter Reading (dBm)	Det	Atten	EUT CBL	Corrected Reading dBm	Emission Mask	Margin (dB)
1	5.9186	-77.67	RMS	13.6	1.9	-62.17	-53.28	-8.89
2	6.41	-29.73	RMS	13.9	2.3	-13.53	-13.28	-.25
3	6.9356	-76.63	RMS	14.1	2.6	-59.93	-53.28	-6.65

RMS - RMS detection

UL LLC
12 Laboratory Drive, Research Triangle Park, NC 27709; USA TEL:(919)549-1400
This report shall not be reproduced except in full, without the written approval of UL LLC

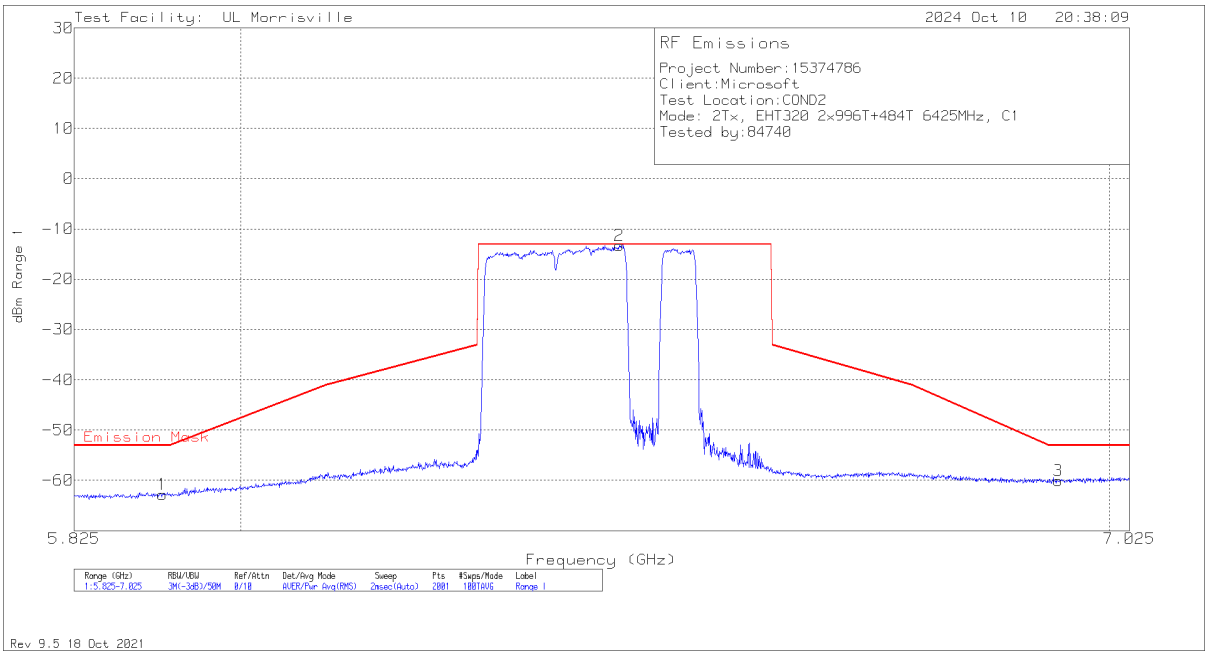

Marker	Frequency (GHz)	Meter Reading (dBm)	Det	Atten	EUT CBL	Corrected Reading dBm	Emission Mask	Margin (dB)
1	5.9168	-78.27	RMS	13.6	1.9	-62.77	-53.08	-9.69
2	6.4166	-29.44	RMS	13.9	2.3	-13.24	-13.08	-.16
3	6.9368	-76.73	RMS	14.1	2.6	-60.03	-53.08	-6.95

RMS - RMS detection

UL LLC
12 Laboratory Drive, Research Triangle Park, NC 27709; USA TEL:(919)549-1400
This report shall not be reproduced except in full, without the written approval of UL LLC

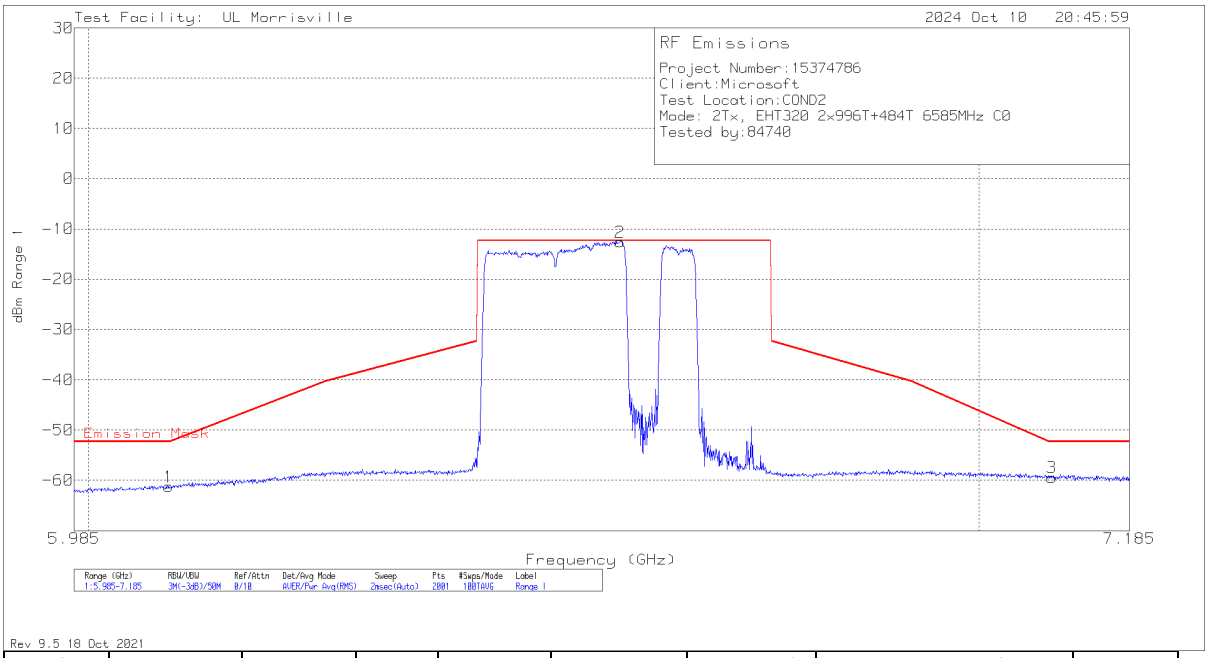

Marker	Frequency (GHz)	Meter Reading (dBm)	Det	Atten	EUT CBL	Corrected Reading dBm	Emission Mask	Margin (dB)
1	6.084	-77.26	RMS	13.7	2.3	-61.26	-52.35	-8.91
2	6.5784	-29.1	RMS	13.9	2.6	-12.6	-12.35	-.25
3	7.089	-76.16	RMS	14.1	2.6	-59.46	-52.35	-7.11

RMS - RMS detection

UL LLC
12 Laboratory Drive, Research Triangle Park, NC 27709; USA TEL:(919)549-1400
This report shall not be reproduced except in full, without the written approval of UL LLC

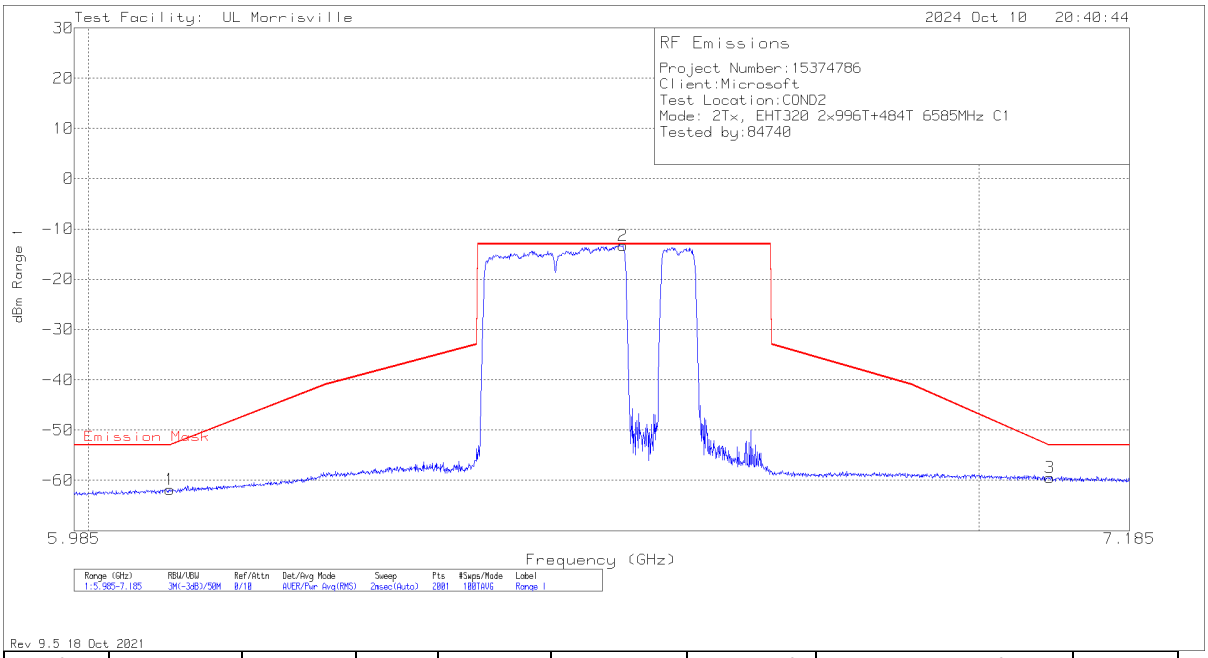

Marker	Frequency (GHz)	Meter Reading (dBm)	Det	Atten	EUT CBL	Corrected Reading dBm	Emission Mask	Margin (dB)
1	6.0852	-77.81	RMS	13.7	2.3	-61.81	-52.97	-8.84
2	6.582	-29.76	RMS	13.9	2.6	-13.26	-12.98	-.28
3	7.0866	-76.11	RMS	14.1	2.6	-59.41	-52.98	-6.43

RMS - RMS detection

UL LLC
12 Laboratory Drive, Research Triangle Park, NC 27709; USA TEL:(919)549-1400
This report shall not be reproduced except in full, without the written approval of UL LLC

2TX CHAIN 0 + CHAIN 1 CDD OFDMA MODE: 2x996T+484T (NON-CONTIGUOUS HIGH MRU11) LOW POWER INDOOR

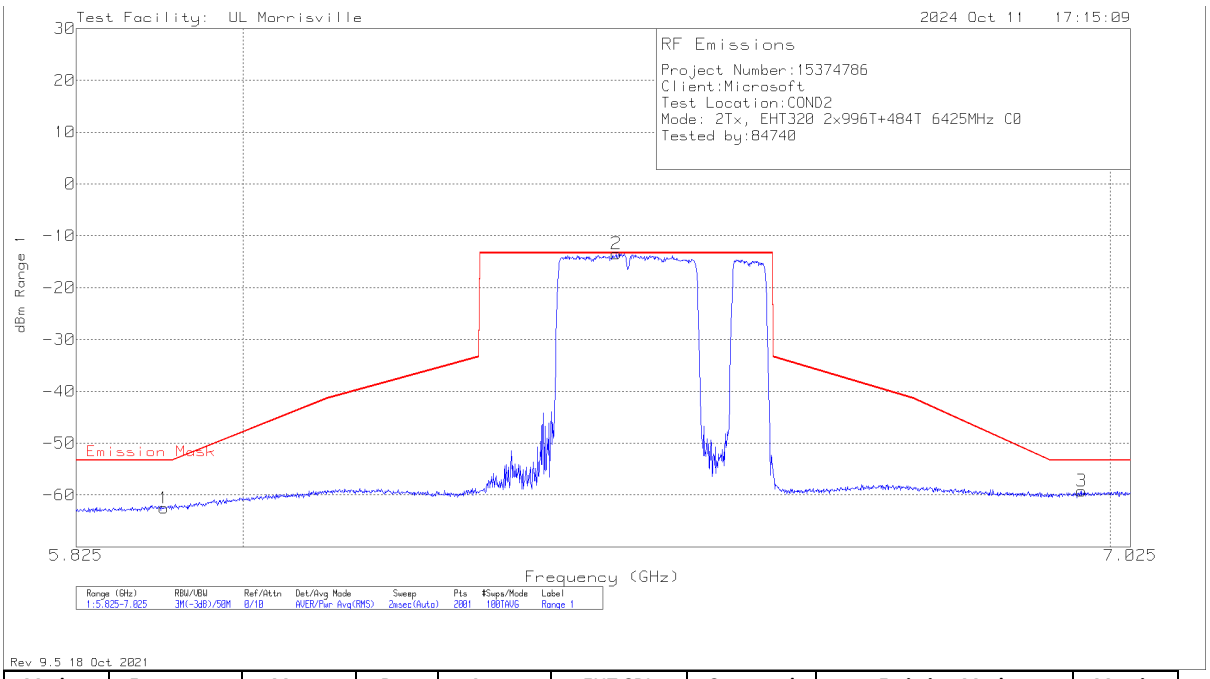

Marker	Frequency (GHz)	Meter Reading (dBm)	Det	Atten	EUT CBL	Corrected Reading dBm	Emission Mask	Margin (dB)
1	5.9168	-78.02	RMS	13.6	1.9	-62.52	-53.32	-9.2
2	6.4118	-29.64	RMS	13.9	2.3	-13.44	-13.32	-.12
3	6.9644	-76.01	RMS	14.2	2.6	-59.21	-53.32	-5.89

RMS - RMS detection

UL LLC
12 Laboratory Drive, Research Triangle Park, NC 27709; USA TEL:(919)549-1400
This report shall not be reproduced except in full, without the written approval of UL LLC

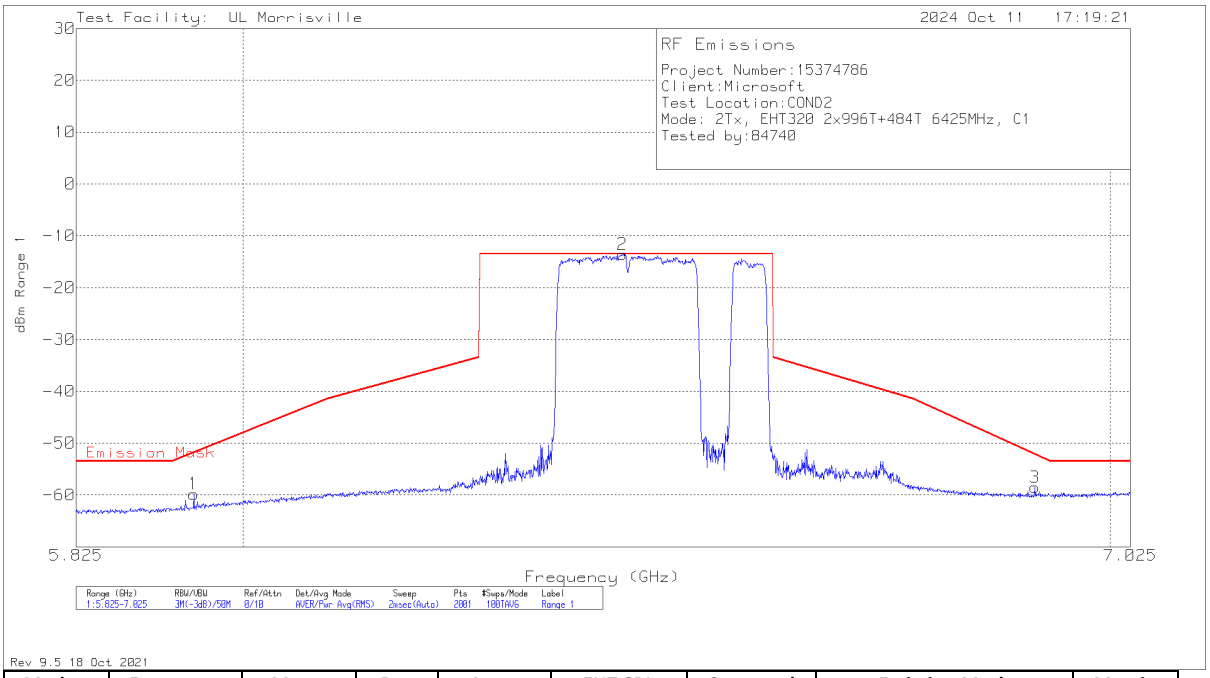

Marker	Frequency (GHz)	Meter Reading (dBm)	Det	Atten	EUT CBL	Corrected Reading dBm	Emission Mask	Margin (dB)
1	5.948	-75.52	RMS	13.7	2	-59.82	-51.81	-8.01
2	6.4184	-29.78	RMS	13.9	2.3	-13.58	-13.49	-.09
3	6.9068	-75.13	RMS	14	2.6	-58.53	-52.19	-6.34

RMS - RMS detection

UL LLC
12 Laboratory Drive, Research Triangle Park, NC 27709; USA TEL:(919)549-1400
This report shall not be reproduced except in full, without the written approval of UL LLC

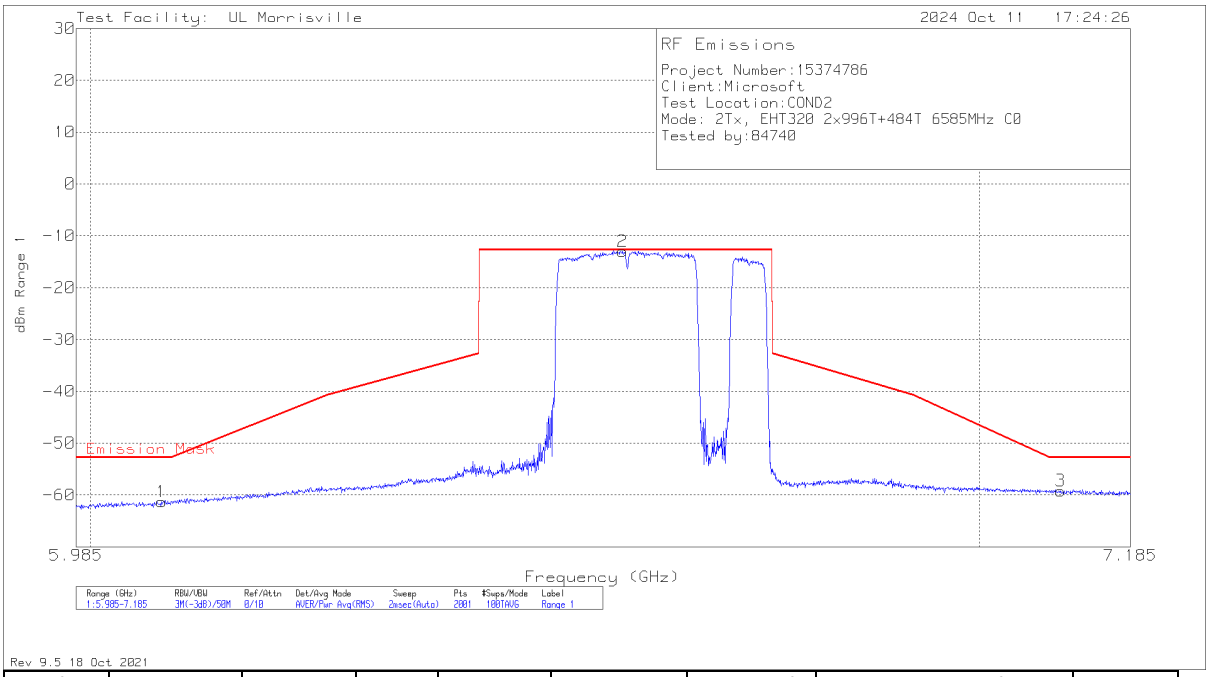

Marker	Frequency (GHz)	Meter Reading (dBm)	Det	Atten	EUT CBL	Corrected Reading dBm	Emission Mask	Margin (dB)
1	6.0744	-77.3	RMS	13.7	2.3	-61.3	-52.74	-8.56
2	6.5796	-29.49	RMS	13.9	2.6	-12.99	-12.74	-.25
3	7.0986	-75.9	RMS	14.1	2.6	-59.2	-52.74	-6.46

RMS - RMS detection

UL LLC
12 Laboratory Drive, Research Triangle Park, NC 27709; USA TEL:(919)549-1400
This report shall not be reproduced except in full, without the written approval of UL LLC

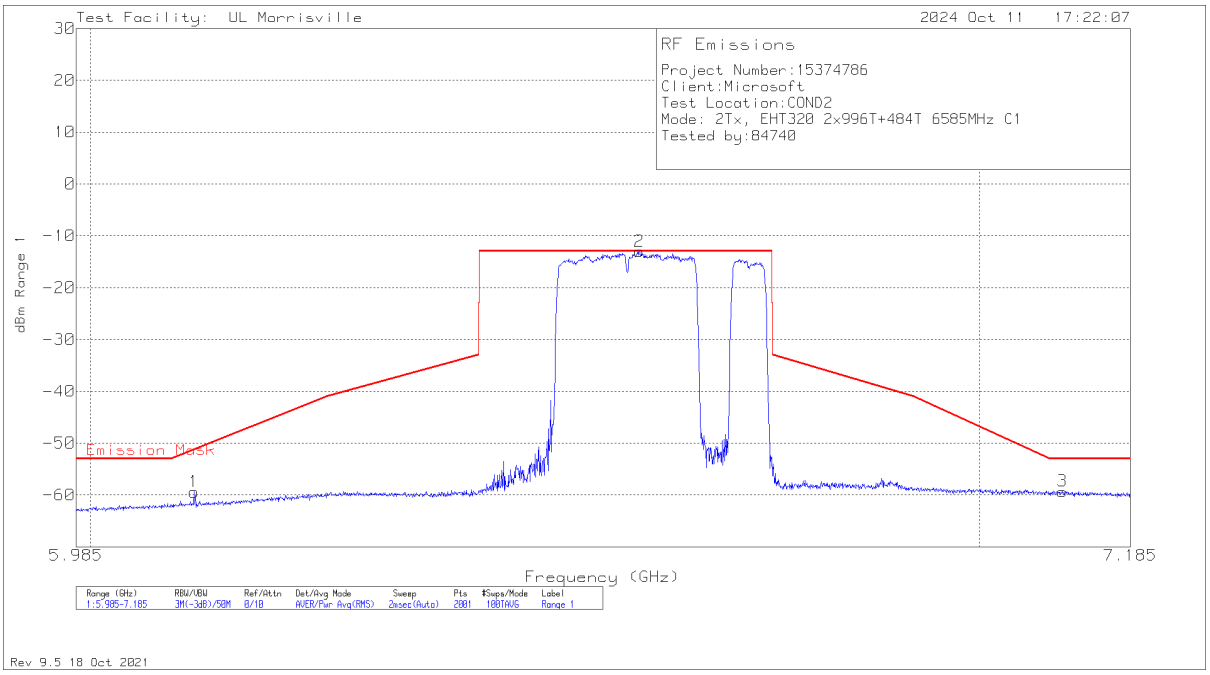

Marker	Frequency (GHz)	Meter Reading (dBm)	Det	Atten	EUT CBL	Corrected Reading dBm	Emission Mask	Margin (dB)
1	6.1086	-75.4	RMS	13.7	2.3	-59.4	-51.25	-8.15
2	6.5988	-29.51	RMS	13.9	2.6	-13.01	-12.98	-.03
3	7.101	-76	RMS	14.1	2.6	-59.3	-52.98	-6.32

RMS - RMS detection

UL LLC
12 Laboratory Drive, Research Triangle Park, NC 27709; USA TEL:(919)549-1400
This report shall not be reproduced except in full, without the written approval of UL LLC

2TX CHAIN 0 + CHAIN 1 CDD OFDMA MODE: 484T+2x996T (NON-CONTIGUOUS) LOW POWER INDOOR

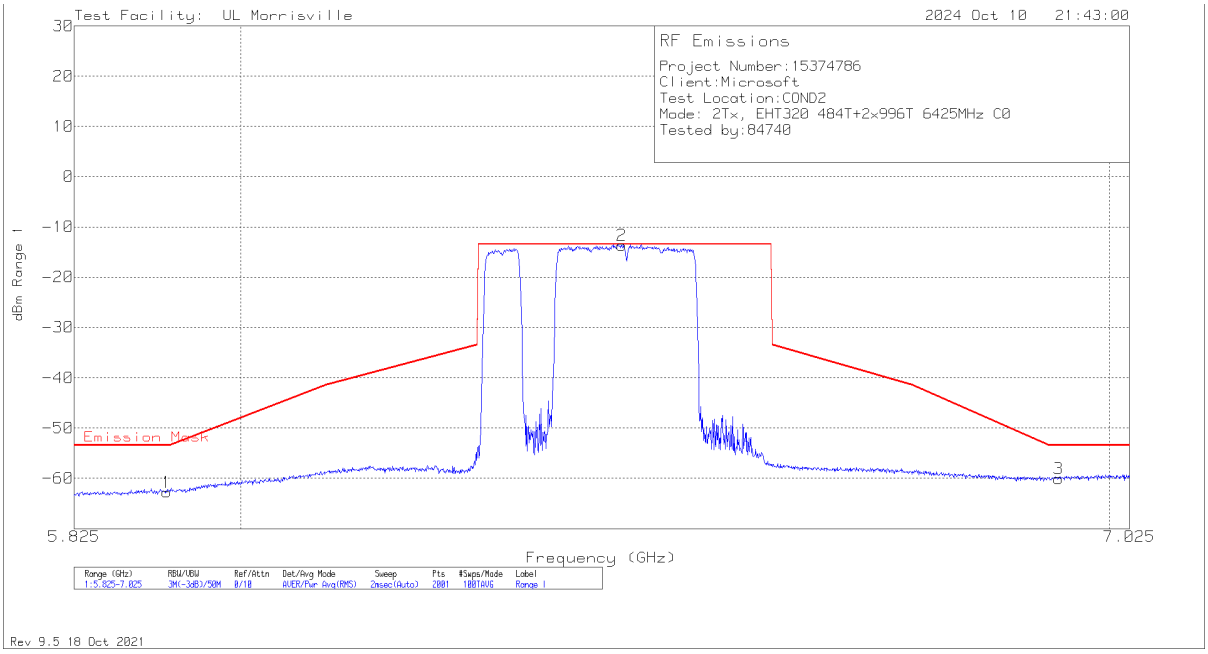

Marker	Frequency (GHz)	Meter Reading (dBm)	Det	Atten	EUT CBL	Corrected Reading dBm	Emission Mask	Margin (dB)
1	5.9216	-78.26	RMS	13.6	1.9	-62.76	-53.46	-9.3
2	6.4196	-29.87	RMS	13.9	2.3	-13.67	-13.46	-.21
3	6.9374	-76.76	RMS	14.1	2.6	-60.06	-53.46	-6.6

RMS - RMS detection

UL LLC
12 Laboratory Drive, Research Triangle Park, NC 27709; USA TEL:(919)549-1400
This report shall not be reproduced except in full, without the written approval of UL LLC

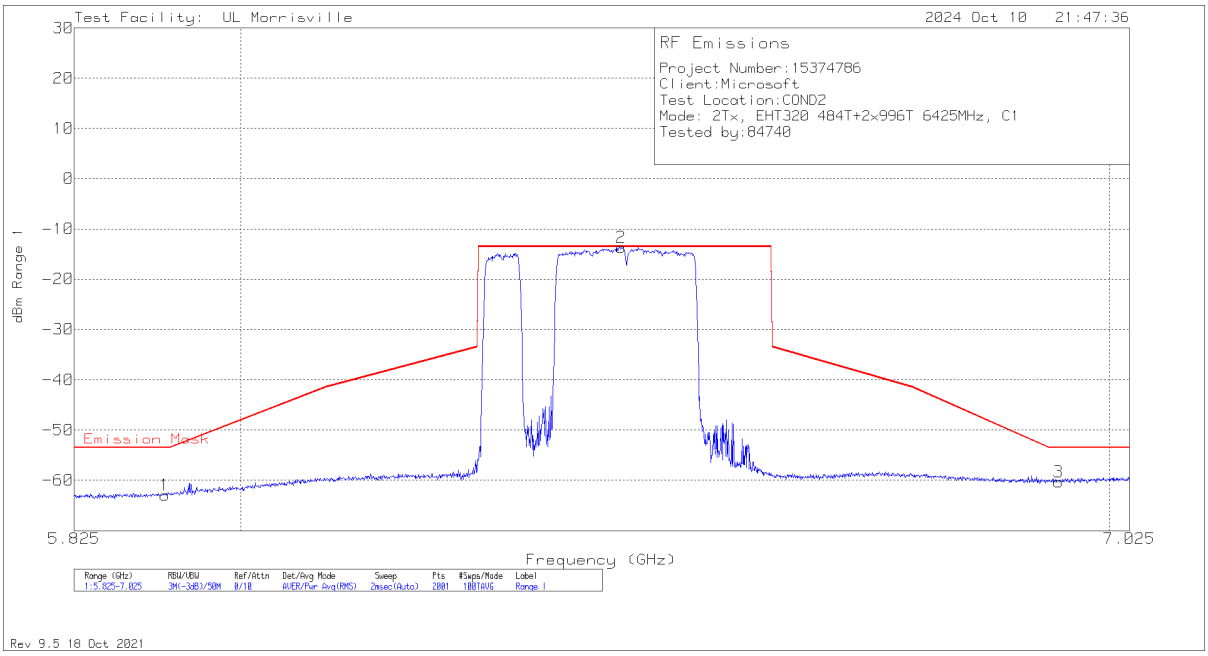

Marker	Frequency (GHz)	Meter Reading (dBm)	Det	Atten	EUT CBL	Corrected Reading dBm	Emission Mask	Margin (dB)
1	5.9198	-78.49	RMS	13.6	1.9	-62.99	-53.48	-9.51
2	6.419	-29.88	RMS	13.9	2.3	-13.68	-13.48	-.2
3	6.9374	-77.02	RMS	14.1	2.6	-60.32	-53.48	-6.84

RMS - RMS detection

UL LLC
12 Laboratory Drive, Research Triangle Park, NC 27709; USA TEL:(919)549-1400
This report shall not be reproduced except in full, without the written approval of UL LLC

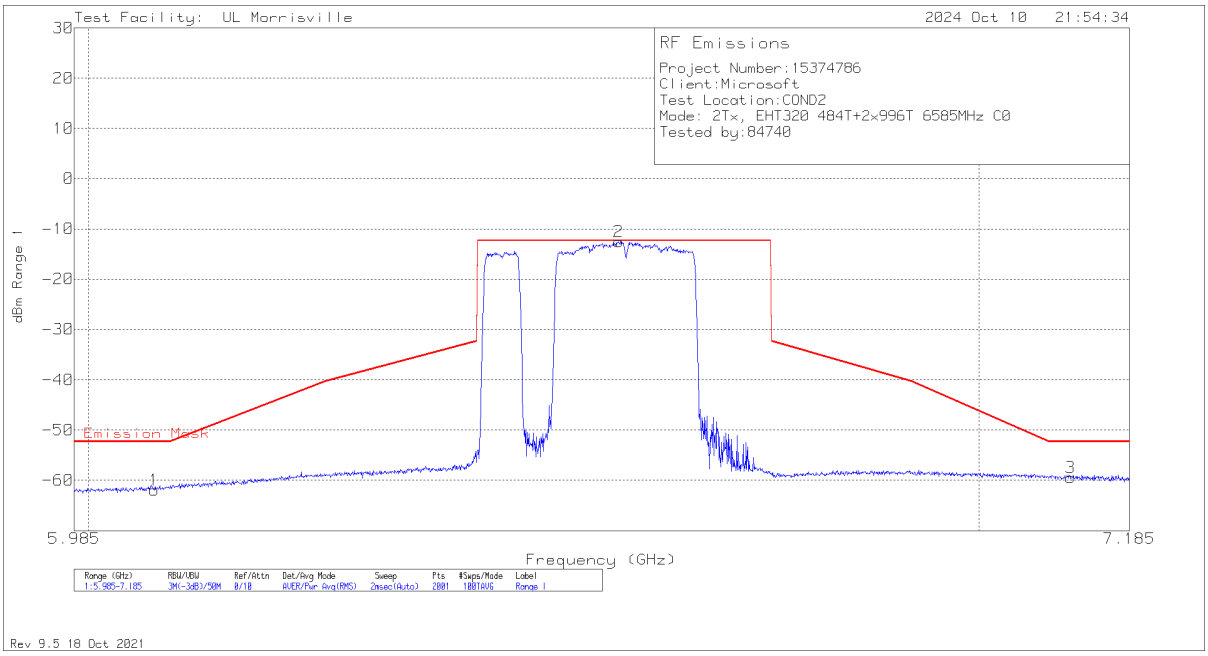

Marker	Frequency (GHz)	Meter Reading (dBm)	Det	Atten	EUT CBL	Corrected Reading dBm	Emission Mask	Margin (dB)
1	6.0684	-77.95	RMS	13.7	2.3	-61.95	-52.35	-9.6
2	6.5766	-29.06	RMS	13.9	2.6	-12.56	-12.35	-.21
3	7.1118	-76.14	RMS	14.1	2.6	-59.44	-52.35	-7.09

RMS - RMS detection

UL LLC
12 Laboratory Drive, Research Triangle Park, NC 27709; USA TEL:(919)549-1400
This report shall not be reproduced except in full, without the written approval of UL LLC

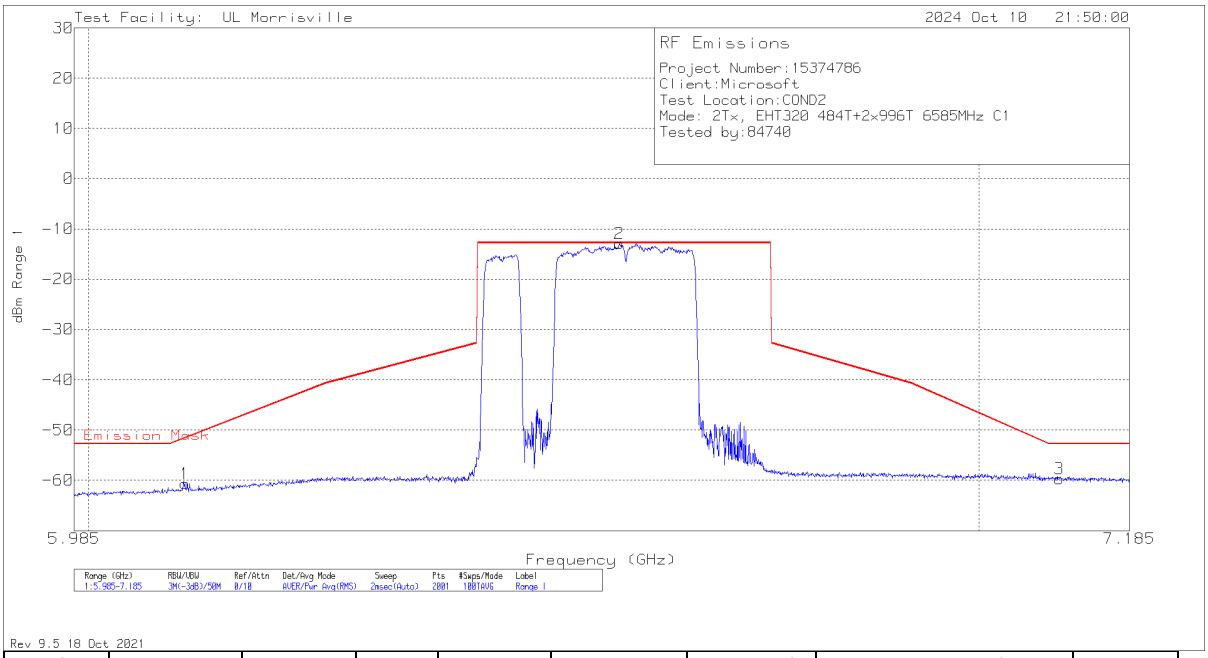

Marker	Frequency (GHz)	Meter Reading (dBm)	Det	Atten	EUT CBL	Corrected Reading dBm	Emission Mask	Margin (dB)
1	6.1008	-76.64	RMS	13.7	2.3	-60.64	-51.57	-9.07
2	6.5772	-29.42	RMS	13.9	2.6	-12.92	-12.73	-.19
3	7.098	-76.4	RMS	14.1	2.6	-59.7	-52.73	-6.97

RMS - RMS detection

UL LLC
12 Laboratory Drive, Research Triangle Park, NC 27709; USA TEL:(919)549-1400
This report shall not be reproduced except in full, without the written approval of UL LLC

2TX CHAIN 0 + CHAIN 1 CDD OFDMA MODE: 484T+2x996T (NON-CONTIGUOUS 2) LOW POWER INDOOR

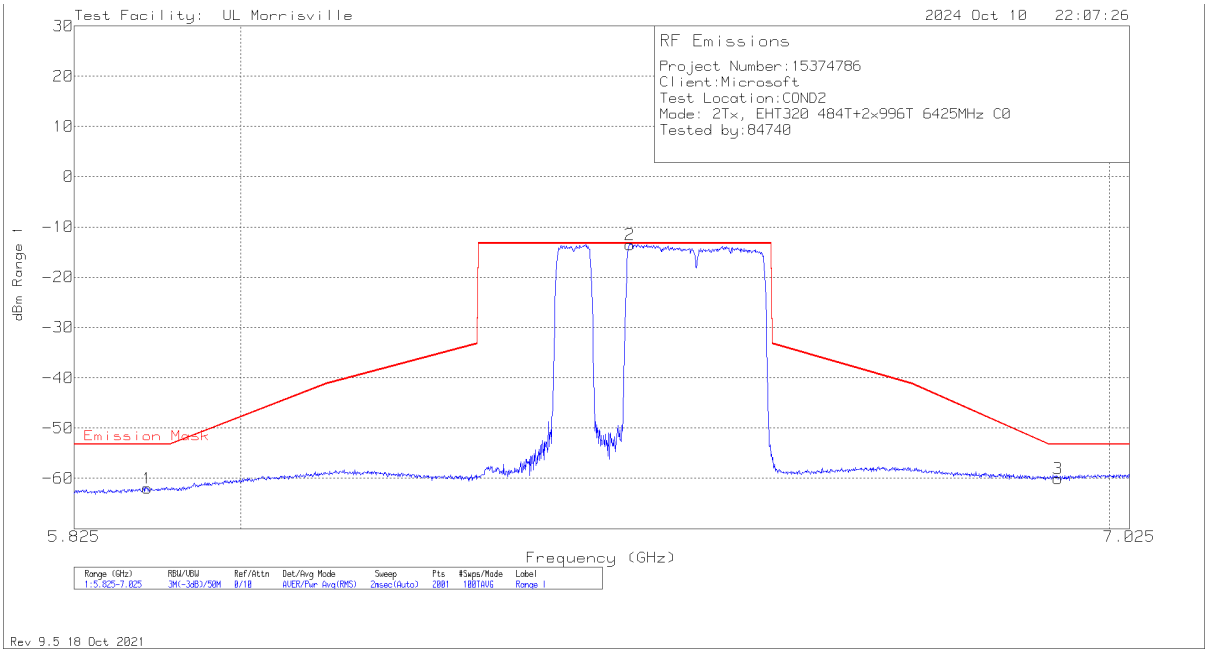

Marker	Frequency (GHz)	Meter Reading (dBm)	Det	Atten	EUT CBL	Corrected Reading dBm	Emission Mask	Margin (dB)
1	5.9012	-77.5	RMS	13.6	1.9	-62	-53.25	-8.75
2	6.4292	-29.63	RMS	13.9	2.2	-13.53	-13.25	-.28
3	6.9362	-76.75	RMS	14.1	2.6	-60.05	-53.25	-6.8

RMS - RMS detection

UL LLC
12 Laboratory Drive, Research Triangle Park, NC 27709; USA TEL:(919)549-1400
This report shall not be reproduced except in full, without the written approval of UL LLC

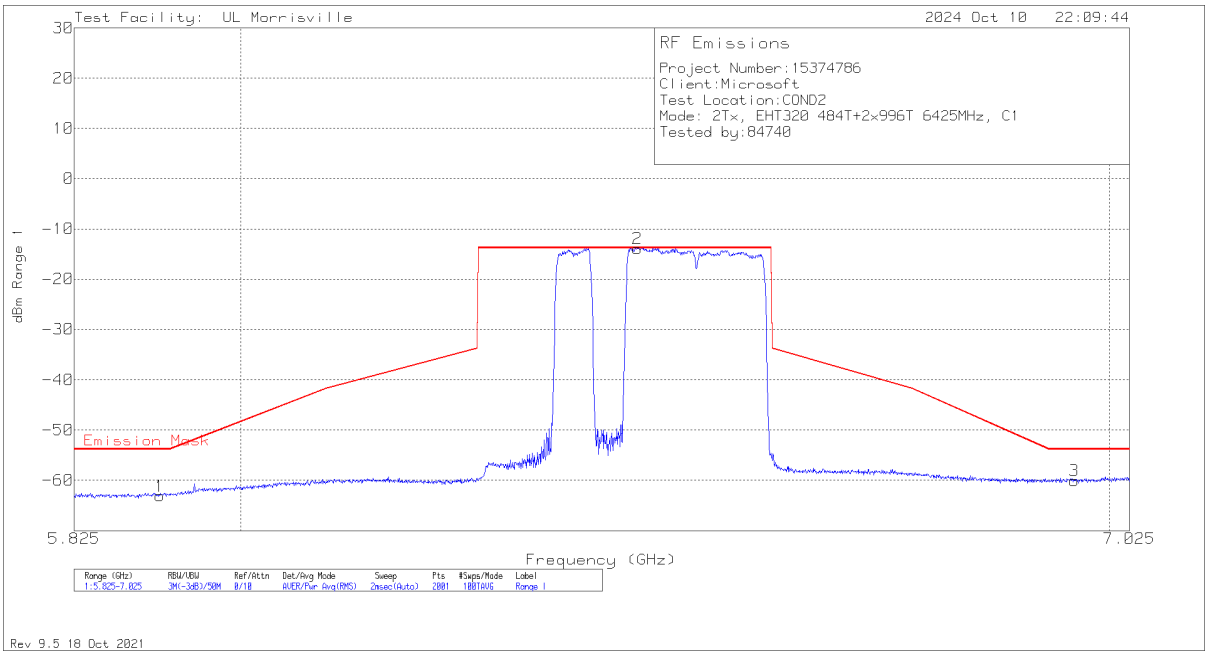

Marker	Frequency (GHz)	Meter Reading (dBm)	Det	Atten	EUT CBL	Corrected Reading dBm	Emission Mask	Margin (dB)
1	5.9144	-78.63	RMS	13.6	1.9	-63.13	-53.78	-9.35
2	6.4376	-29.79	RMS	13.9	2	-13.89	-13.78	-.11
3	6.9566	-76.78	RMS	14.1	2.6	-60.08	-53.78	-6.3

RMS - RMS detection

UL LLC
12 Laboratory Drive, Research Triangle Park, NC 27709; USA TEL:(919)549-1400
This report shall not be reproduced except in full, without the written approval of UL LLC

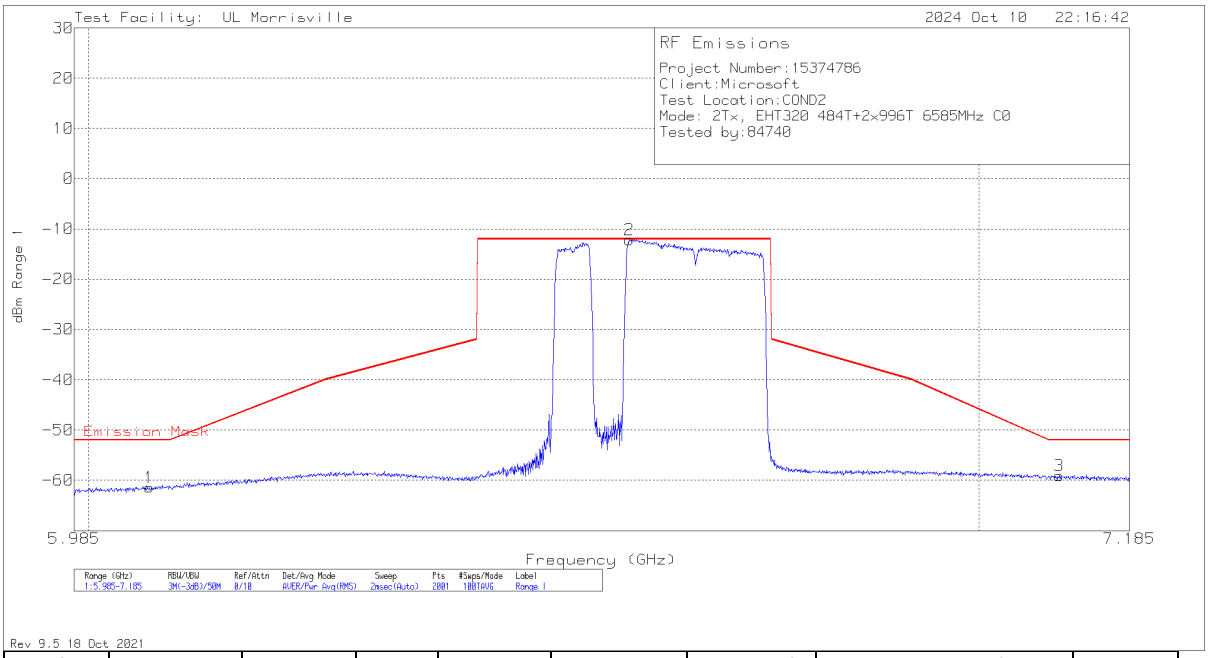

Marker	Frequency (GHz)	Meter Reading (dBm)	Det	Atten	EUT CBL	Corrected Reading dBm	Emission Mask	Margin (dB)
1	6.0636	-77.39	RMS	13.7	2.3	-61.39	-52	-9.39
2	6.5886	-28.67	RMS	13.9	2.6	-12.17	-12	-.17
3	7.098	-75.8	RMS	14.1	2.6	-59.1	-52	-7.1

RMS - RMS detection

UL LLC
12 Laboratory Drive, Research Triangle Park, NC 27709; USA TEL:(919)549-1400
This report shall not be reproduced except in full, without the written approval of UL LLC

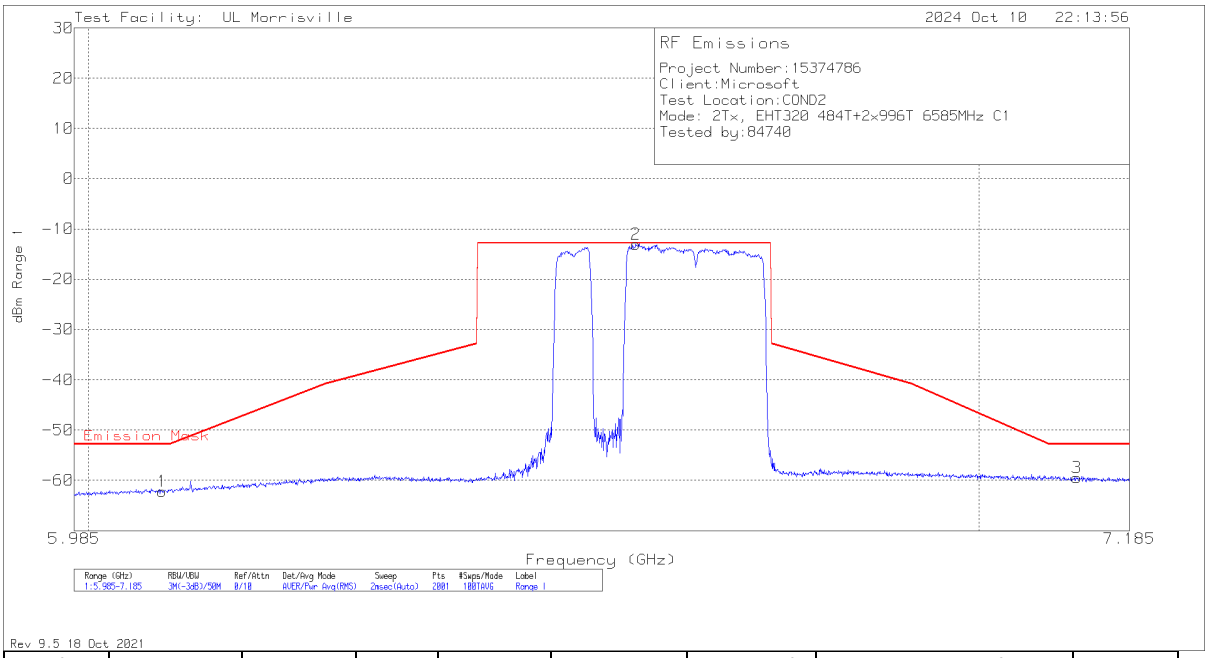

Marker	Frequency (GHz)	Meter Reading (dBm)	Det	Atten	EUT CBL	Corrected Reading dBm	Emission Mask	Margin (dB)
1	6.0768	-78.16	RMS	13.7	2.3	-62.16	-52.82	-9.34
2	6.5964	-29.57	RMS	13.9	2.6	-13.07	-12.82	-.25
3	7.1196	-76.17	RMS	14.1	2.6	-59.47	-52.82	-6.65

RMS - RMS detection

UL LLC
12 Laboratory Drive, Research Triangle Park, NC 27709; USA TEL:(919)549-1400
This report shall not be reproduced except in full, without the written approval of UL LLC

2TX CHAIN 0 + CHAIN 1 CDD OFDMA MODE: 996T+484T+996T (NON-CONTIGUOUS LOW MRU3) LOW POWER INDOOR

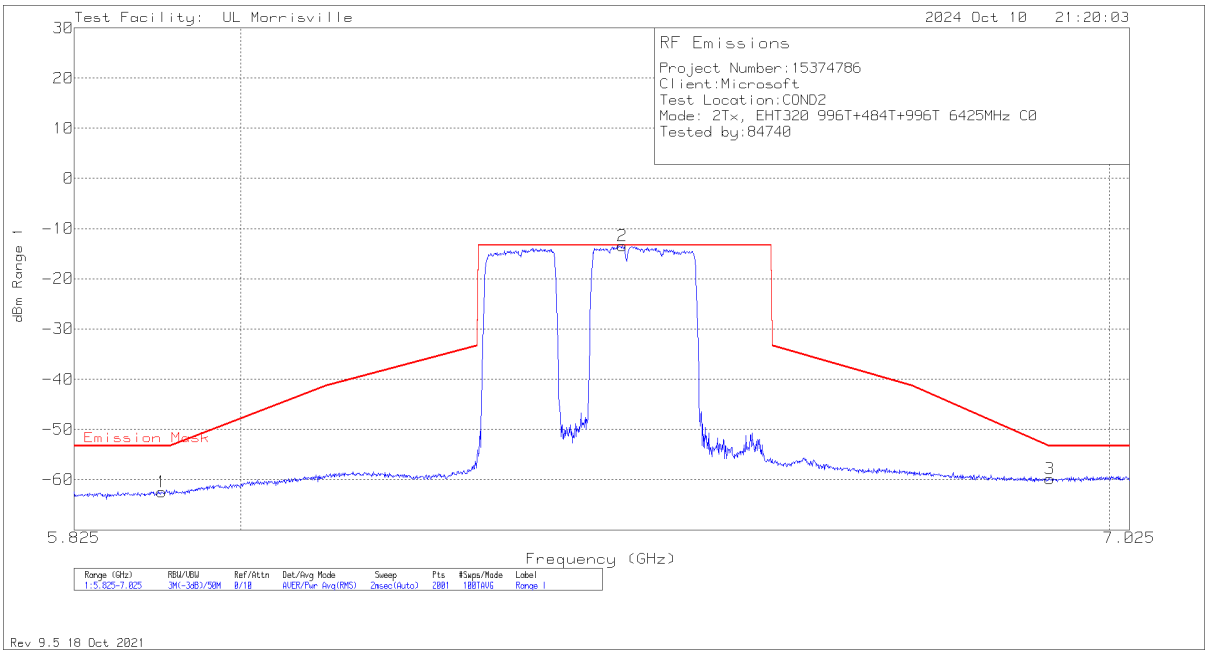

Marker	Frequency (GHz)	Meter Reading (dBm)	Det	Atten	EUT CBL	Corrected Reading dBm	Emission Mask	Margin (dB)
1	5.9162	-77.95	RMS	13.6	1.9	-62.45	-53.34	-9.11
2	6.4202	-29.61	RMS	13.9	2.3	-13.41	-13.34	-.07
3	6.9263	-76.44	RMS	14	2.6	-59.84	-53.34	-6.5

RMS - RMS detection

UL LLC
12 Laboratory Drive, Research Triangle Park, NC 27709; USA TEL:(919)549-1400
This report shall not be reproduced except in full, without the written approval of UL LLC

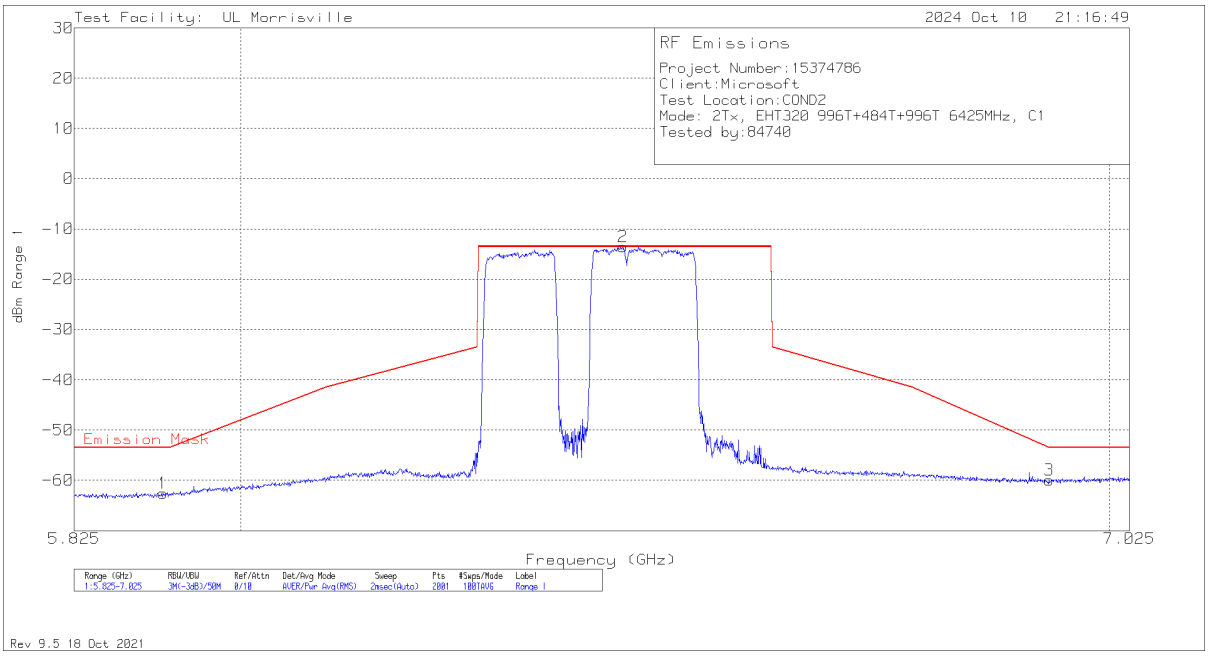

Marker	Frequency (GHz)	Meter Reading (dBm)	Det	Atten	EUT CBL	Corrected Reading dBm	Emission Mask	Margin (dB)
1	5.9174	-78.04	RMS	13.6	1.9	-62.54	-53.52	-9.02
2	6.4208	-29.76	RMS	13.9	2.3	-13.56	-13.52	-.04
3	6.9254	-76.5	RMS	14	2.6	-59.9	-53.52	-6.38

RMS - RMS detection

UL LLC
12 Laboratory Drive, Research Triangle Park, NC 27709; USA TEL:(919)549-1400
This report shall not be reproduced except in full, without the written approval of UL LLC

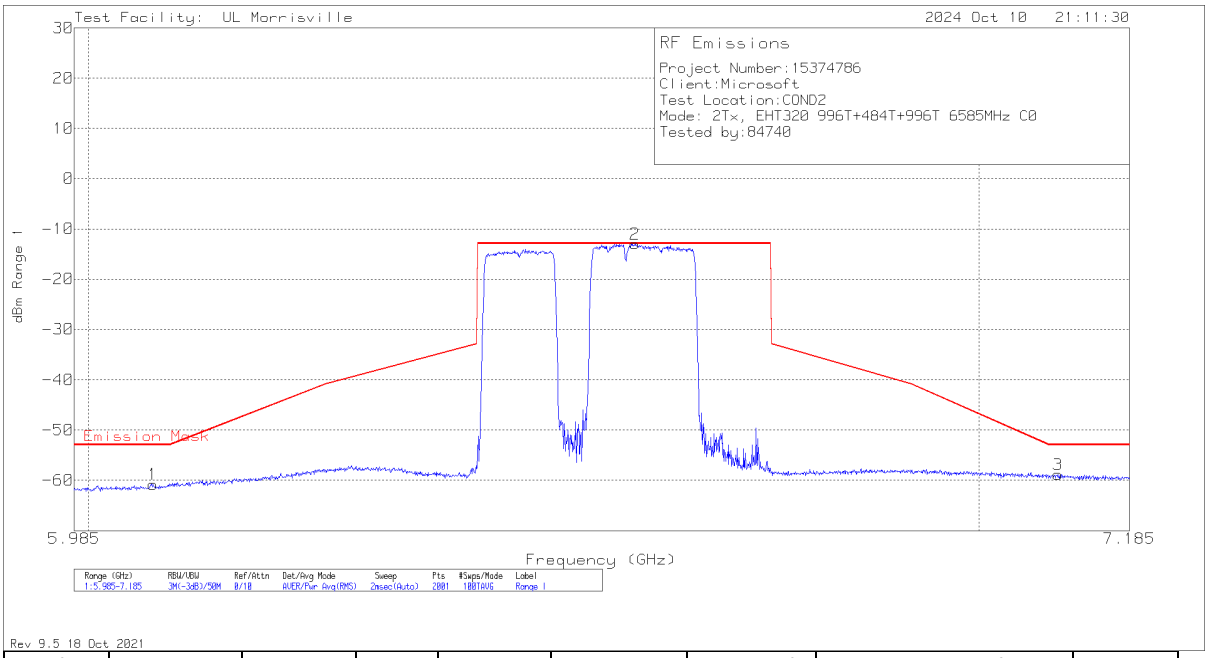

Marker	Frequency (GHz)	Meter Reading (dBm)	Det	Atten	EUT CBL	Corrected Reading dBm	Emission Mask	Margin (dB)
1	6.0672	-76.87	RMS	13.7	2.3	-60.87	-52.92	-7.95
2	6.5952	-29.48	RMS	13.9	2.6	-12.98	-12.92	-.06
3	7.0968	-75.58	RMS	14.1	2.6	-58.88	-52.92	-5.96

RMS - RMS detection

UL LLC
12 Laboratory Drive, Research Triangle Park, NC 27709; USA TEL:(919)549-1400
This report shall not be reproduced except in full, without the written approval of UL LLC

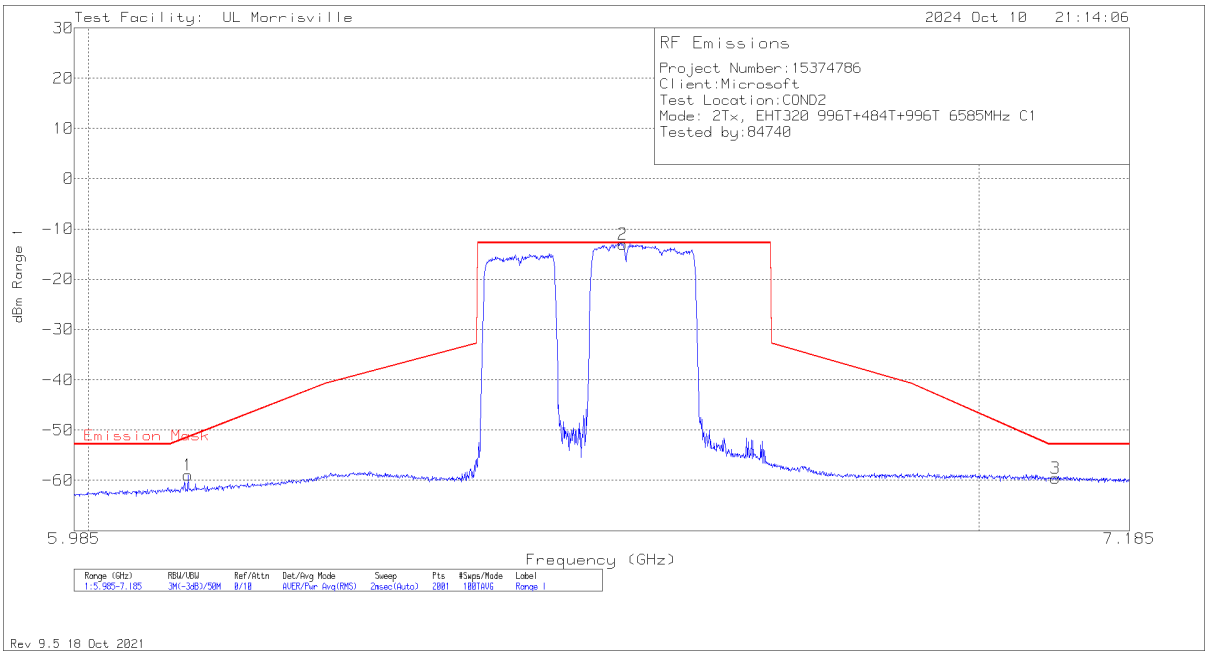

Marker	Frequency (GHz)	Meter Reading (dBm)	Det	Atten	EUT CBL	Corrected Reading dBm	Emission Mask	Margin (dB)
1	6.1044	-74.95	RMS	13.7	2.3	-58.95	-51.38	-7.57
2	6.5814	-29.53	RMS	13.9	2.6	-13.03	-12.8	-.23
3	7.0938	-76.27	RMS	14.1	2.6	-59.57	-52.8	-6.77

RMS - RMS detection

UL LLC
12 Laboratory Drive, Research Triangle Park, NC 27709; USA TEL:(919)549-1400
This report shall not be reproduced except in full, without the written approval of UL LLC

2TX CHAIN 0 + CHAIN 1 CDD OFDMA MODE: 996T+484T+996T (NON-CONTIGUOUS HIGH MRU9) LOW POWER INDOOR

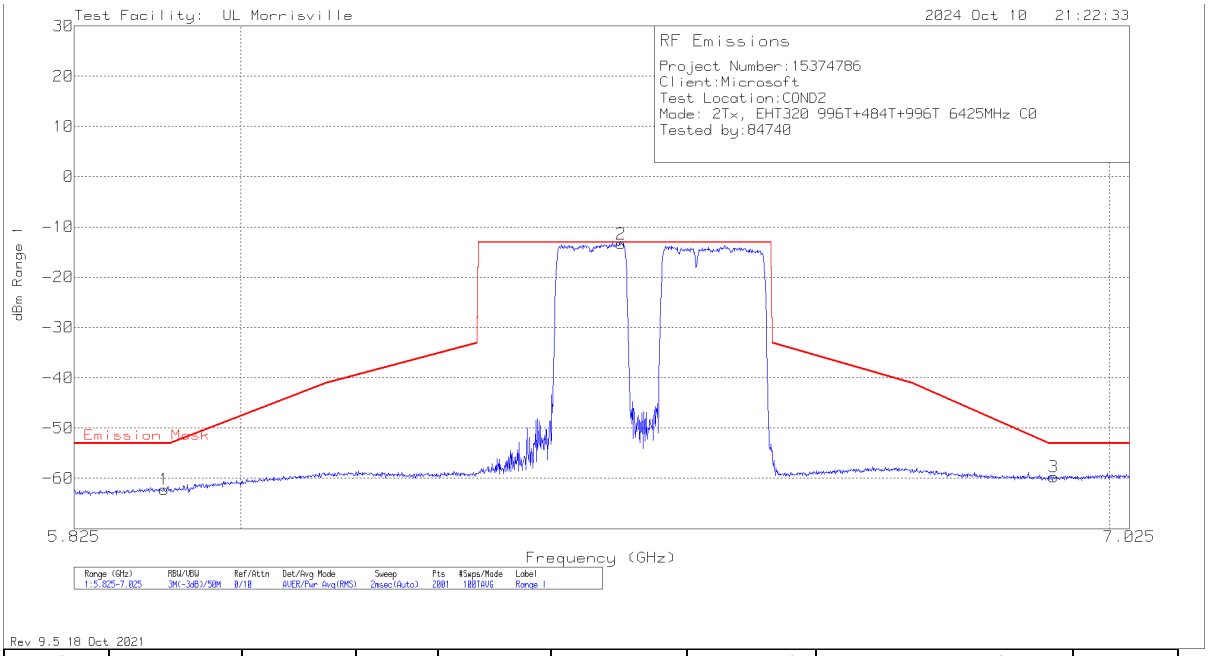

Marker	Frequency (GHz)	Meter Reading (dBm)	Det	Atten	EUT CBL	Corrected Reading dBm	Emission Mask	Margin (dB)
1	5.9186	-77.67	RMS	13.6	1.9	-62.17	-53.1	-9.07
2	6.419	-29.55	RMS	13.9	2.3	-13.35	-13.1	-.25
3	6.9308	-76.26	RMS	14	2.6	-59.66	-53.1	-6.56

RMS - RMS detection

UL LLC
12 Laboratory Drive, Research Triangle Park, NC 27709; USA TEL:(919)549-1400
This report shall not be reproduced except in full, without the written approval of UL LLC

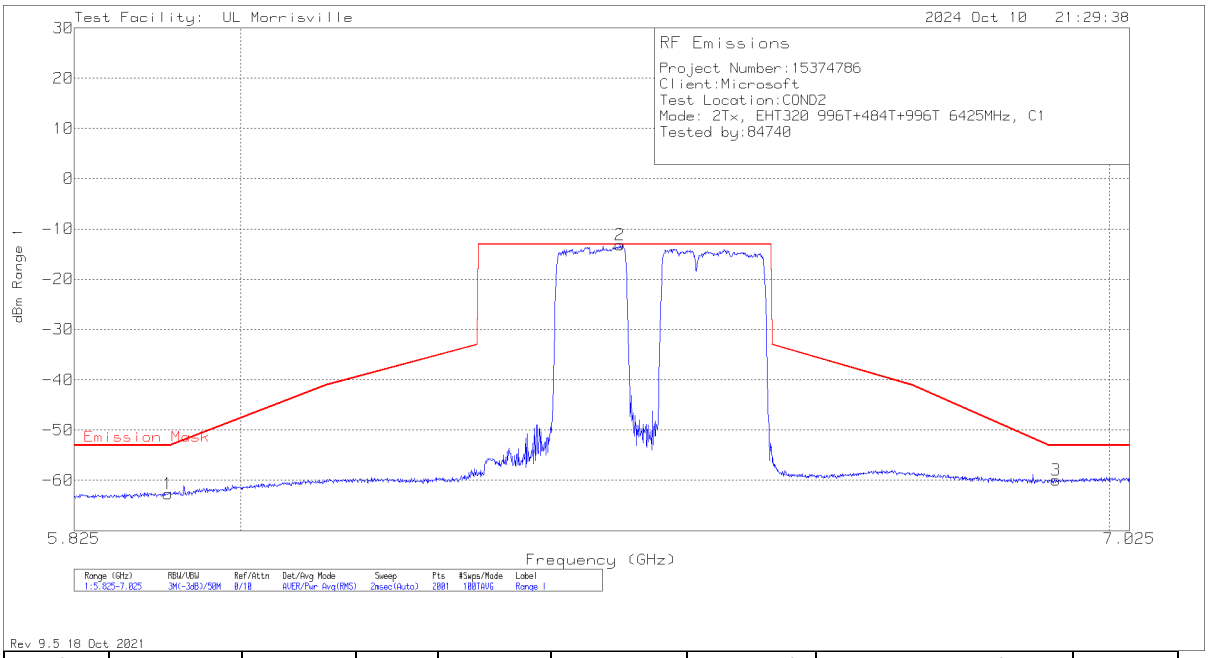

Marker	Frequency (GHz)	Meter Reading (dBm)	Det	Atten	EUT CBL	Corrected Reading dBm	Emission Mask	Margin (dB)
1	5.9231	-78.23	RMS	13.6	1.9	-62.73	-53.06	-9.67
2	6.4178	-29.39	RMS	13.9	2.3	-13.19	-13.06	-.13
3	6.9344	-76.69	RMS	14.1	2.6	-59.99	-53.06	-6.93

RMS - RMS detection

UL LLC
12 Laboratory Drive, Research Triangle Park, NC 27709; USA TEL:(919)549-1400
This report shall not be reproduced except in full, without the written approval of UL LLC

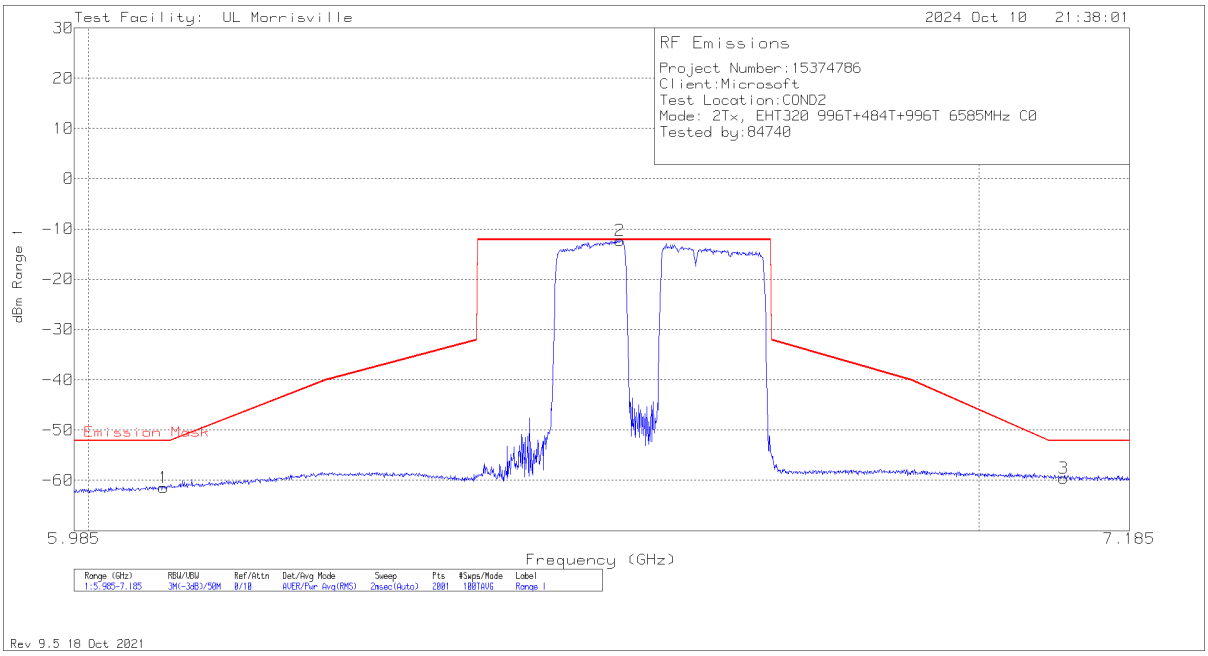

Marker	Frequency (GHz)	Meter Reading (dBm)	Det	Atten	EUT CBL	Corrected Reading dBm	Emission Mask	Margin (dB)
1	6.0786	-77.42	RMS	13.7	2.3	-61.42	-52.12	-9.3
2	6.5784	-28.83	RMS	13.9	2.6	-12.33	-12.12	-.21
3	7.1034	-76.32	RMS	14.1	2.6	-59.62	-52.12	-7.5

RMS - RMS detection

UL LLC
12 Laboratory Drive, Research Triangle Park, NC 27709; USA TEL:(919)549-1400
This report shall not be reproduced except in full, without the written approval of UL LLC

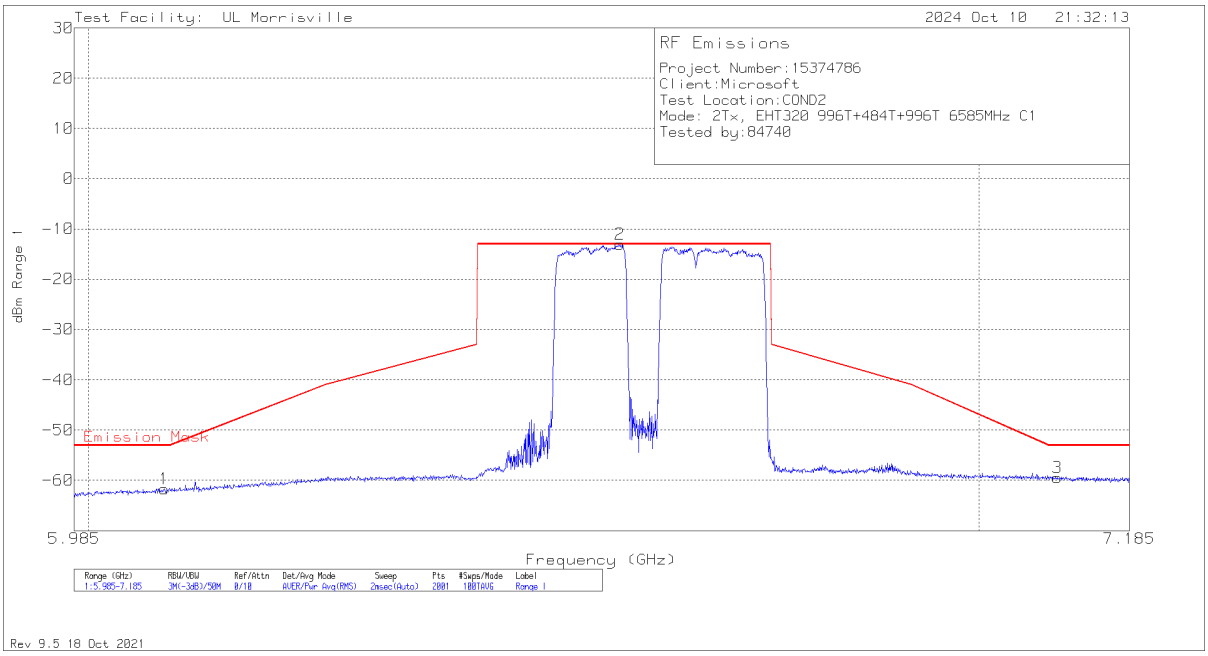

Marker	Frequency (GHz)	Meter Reading (dBm)	Det	Atten	EUT CBL	Corrected Reading dBm	Emission Mask	Margin (dB)
1	6.0792	-77.74	RMS	13.7	2.3	-61.74	-53.03	-8.71
2	6.5784	-29.55	RMS	13.9	2.6	-13.05	-13.03	-.02
3	7.0956	-76.15	RMS	14.1	2.6	-59.45	-53.03	-6.42

RMS - RMS detection

UL LLC
12 Laboratory Drive, Research Triangle Park, NC 27709; USA TEL:(919)549-1400
This report shall not be reproduced except in full, without the written approval of UL LLC

2TX CHAIN 0 + CHAIN 1 CDD OFDMA MODE: 996T+484T+996T (NON-CONTIGUOUS 2 LOW MRU4) LOW POWER INDOOR

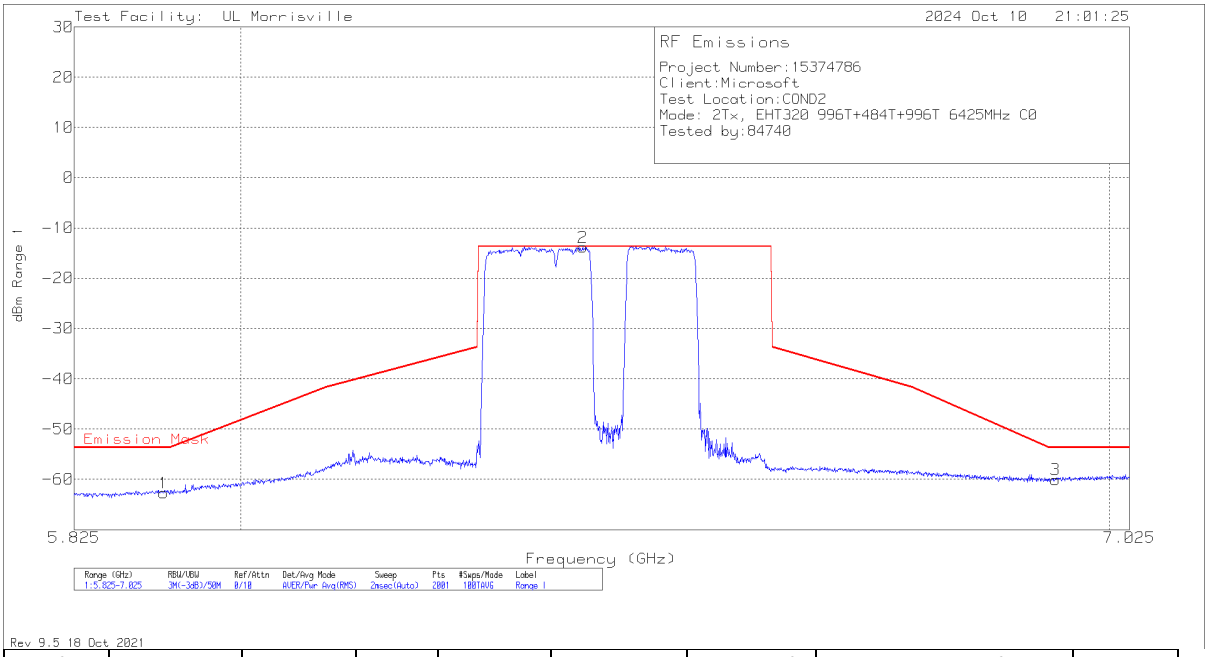

Marker	Frequency (GHz)	Meter Reading (dBm)	Det	Atten	EUT CBL	Corrected Reading dBm	Emission Mask	Margin (dB)
1	5.918	-78.25	RMS	13.6	1.9	-62.75	-53.69	-9.06
2	6.3752	-29.95	RMS	13.8	2.3	-13.85	-13.69	-.16
3	6.9332	-76.77	RMS	14.1	2.6	-60.07	-53.69	-6.38

RMS - RMS detection

UL LLC
12 Laboratory Drive, Research Triangle Park, NC 27709; USA TEL:(919)549-1400
This report shall not be reproduced except in full, without the written approval of UL LLC

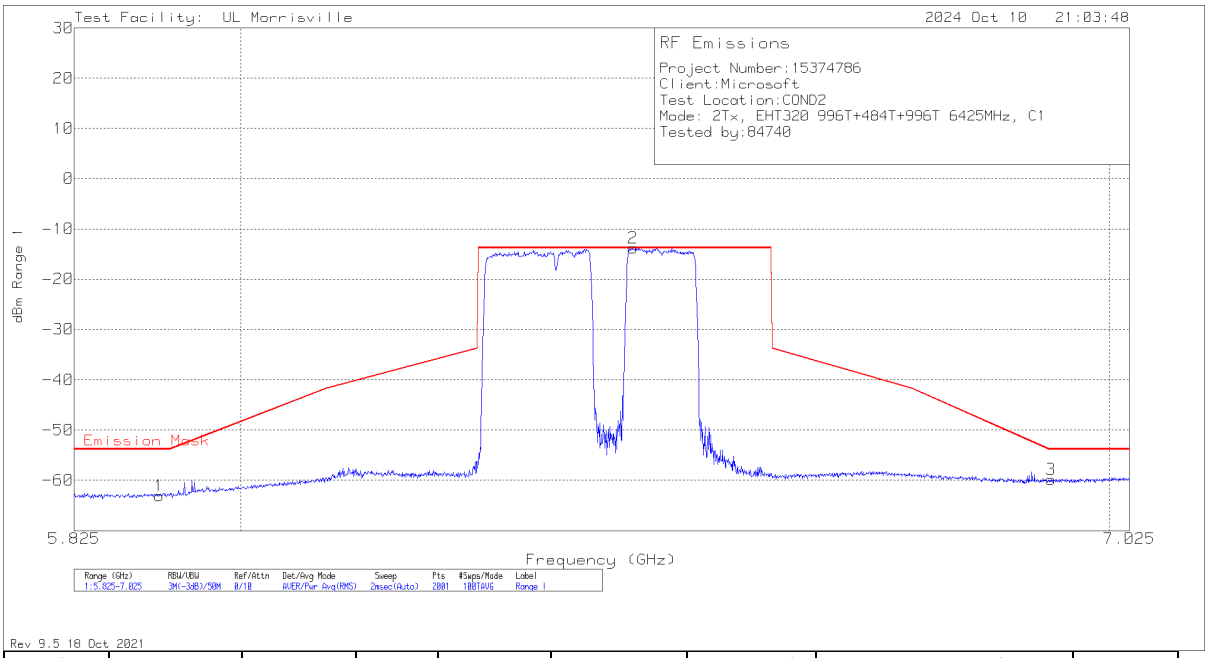

Marker	Frequency (GHz)	Meter Reading (dBm)	Det	Atten	EUT CBL	Corrected Reading dBm	Emission Mask	Margin (dB)
1	5.9138	-78.56	RMS	13.6	1.9	-63.06	-53.79	-9.27
2	6.4322	-29.81	RMS	13.9	2.1	-13.81	-13.79	-.02
3	6.9278	-76.46	RMS	14	2.6	-59.86	-53.79	-6.07

RMS - RMS detection

UL LLC
12 Laboratory Drive, Research Triangle Park, NC 27709; USA TEL:(919)549-1400
This report shall not be reproduced except in full, without the written approval of UL LLC

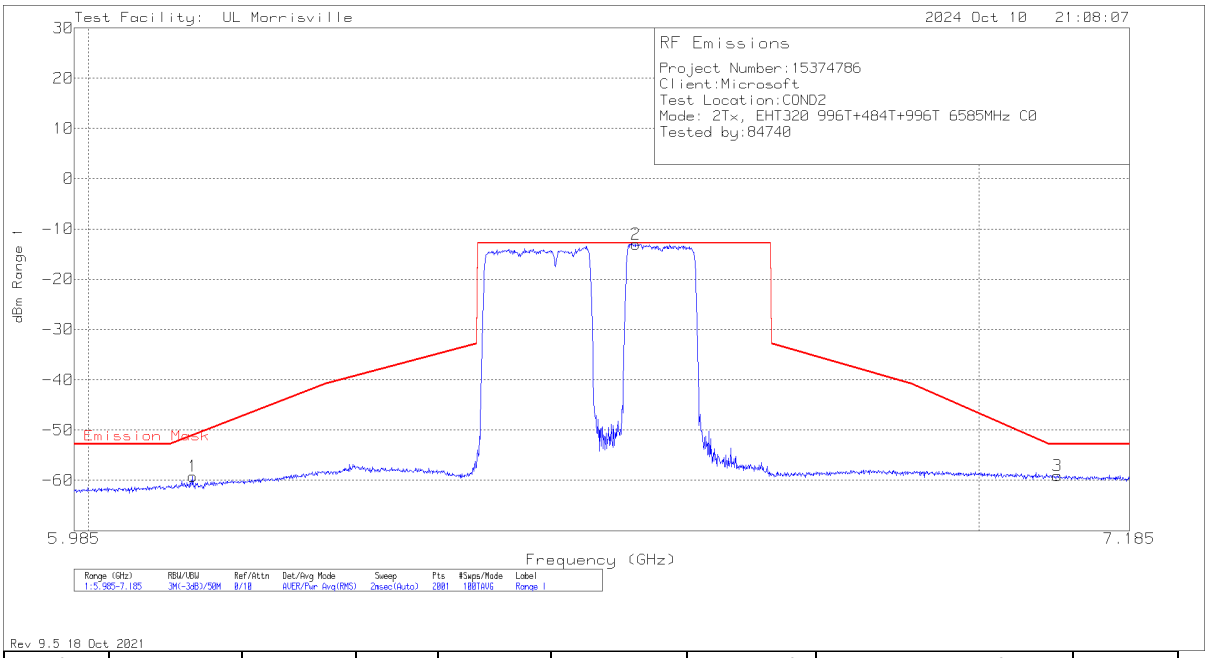

Marker	Frequency (GHz)	Meter Reading (dBm)	Det	Atten	EUT CBL	Corrected Reading dBm	Emission Mask	Margin (dB)
1	6.1092	-75.21	RMS	13.7	2.3	-59.21	-51.05	-8.16
2	6.5964	-29.54	RMS	13.9	2.6	-13.04	-12.82	-.22
3	7.0956	-75.78	RMS	14.1	2.6	-59.08	-52.82	-6.26

RMS - RMS detection

UL LLC
12 Laboratory Drive, Research Triangle Park, NC 27709; USA TEL:(919)549-1400
This report shall not be reproduced except in full, without the written approval of UL LLC

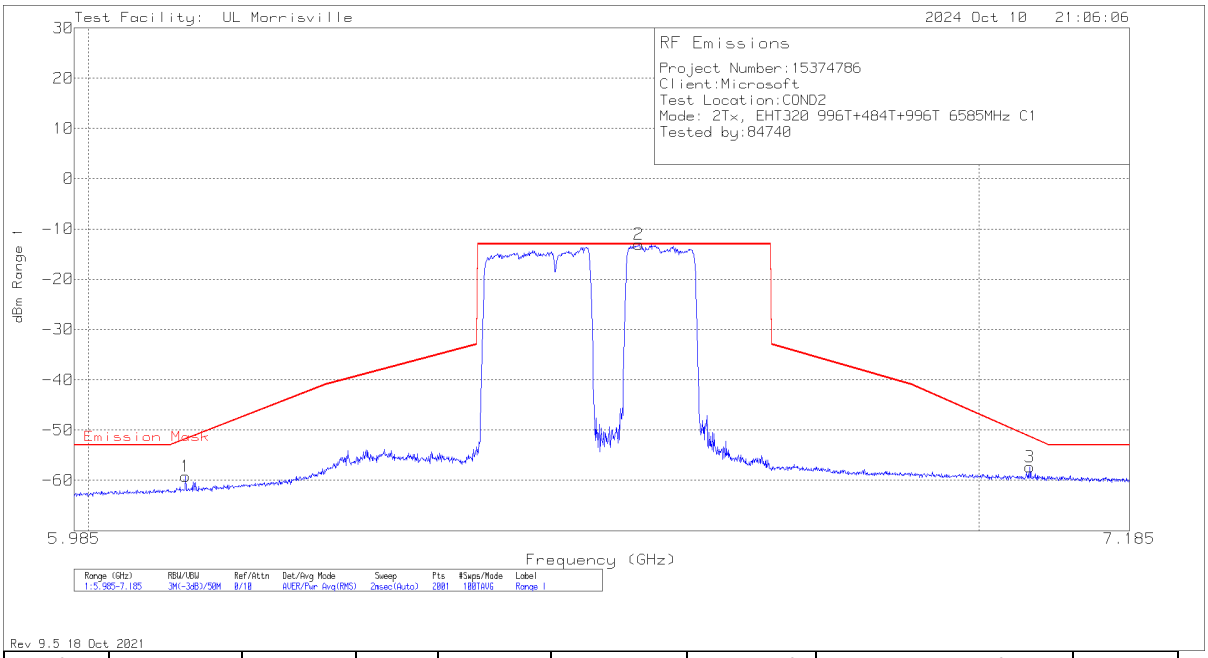

Marker	Frequency (GHz)	Meter Reading (dBm)	Det	Atten	EUT CBL	Corrected Reading dBm	Emission Mask	Margin (dB)
1	6.1014	-75.2	RMS	13.7	2.3	-59.2	-51.8	-7.4
2	6.5994	-29.52	RMS	13.9	2.6	-13.02	-13	-.02
3	7.062	-73.98	RMS	14.1	2.6	-57.28	-51.35	-5.93

RMS - RMS detection

UL LLC
12 Laboratory Drive, Research Triangle Park, NC 27709; USA TEL:(919)549-1400
This report shall not be reproduced except in full, without the written approval of UL LLC

2TX CHAIN 0 + CHAIN 1 CDD OFDMA MODE: 996T+484T+996T (NON-CONTIGUOUS 2 HIGH MRU10) LOW POWER INDOOR

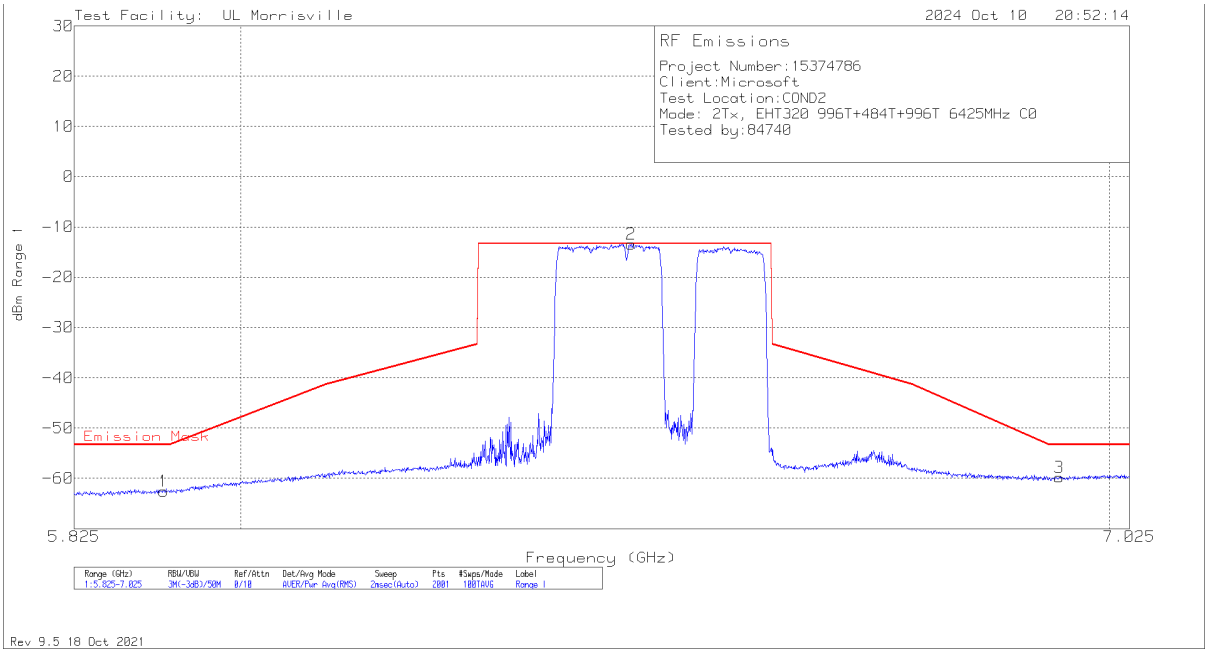

Marker	Frequency (GHz)	Meter Reading (dBm)	Det	Atten	EUT CBL	Corrected Reading dBm	Emission Mask	Margin (dB)
1	5.918	-78.05	RMS	13.6	1.9	-62.55	-53.35	-9.2
2	6.4304	-29.54	RMS	13.9	2.2	-13.44	-13.35	-.09
3	6.938	-76.47	RMS	14.1	2.6	-59.77	-53.35	-6.42

RMS - RMS detection

UL LLC
12 Laboratory Drive, Research Triangle Park, NC 27709; USA TEL:(919)549-1400
This report shall not be reproduced except in full, without the written approval of UL LLC

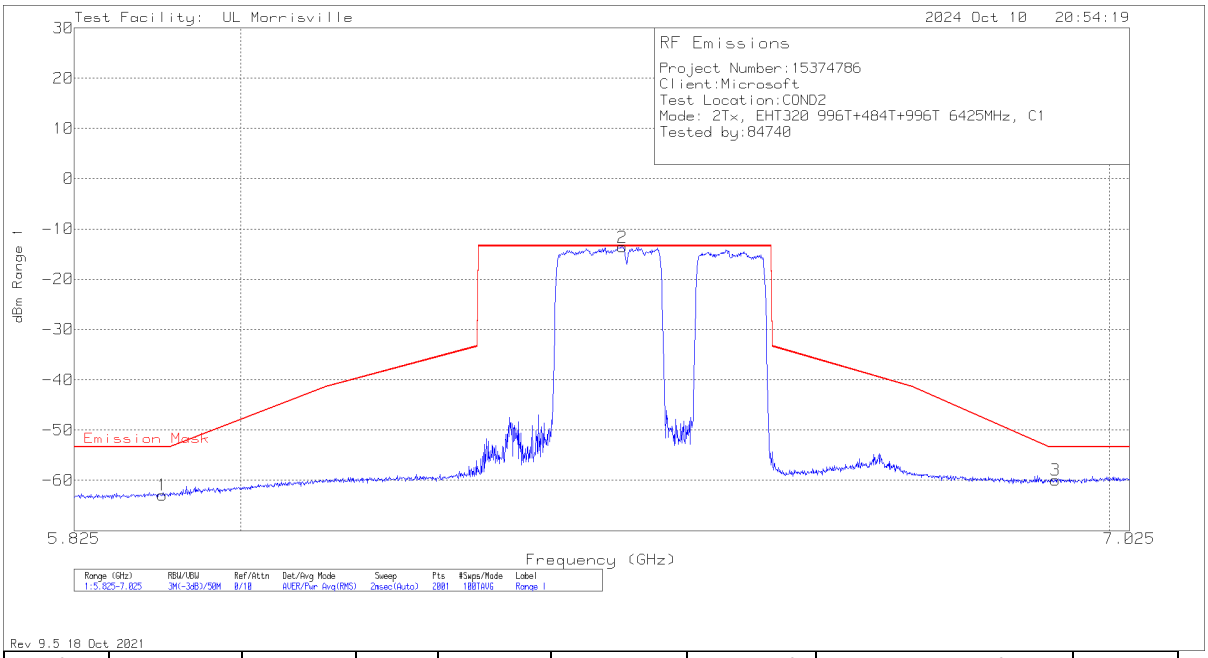

Marker	Frequency (GHz)	Meter Reading (dBm)	Det	Atten	EUT CBL	Corrected Reading dBm	Emission Mask	Margin (dB)
1	5.9168	-78.41	RMS	13.6	1.9	-62.91	-53.38	-9.53
2	6.4202	-29.8	RMS	13.9	2.3	-13.6	-13.38	-.22
3	6.9332	-76.66	RMS	14.1	2.6	-59.96	-53.38	-6.58

RMS - RMS detection

UL LLC
12 Laboratory Drive, Research Triangle Park, NC 27709; USA TEL:(919)549-1400
This report shall not be reproduced except in full, without the written approval of UL LLC

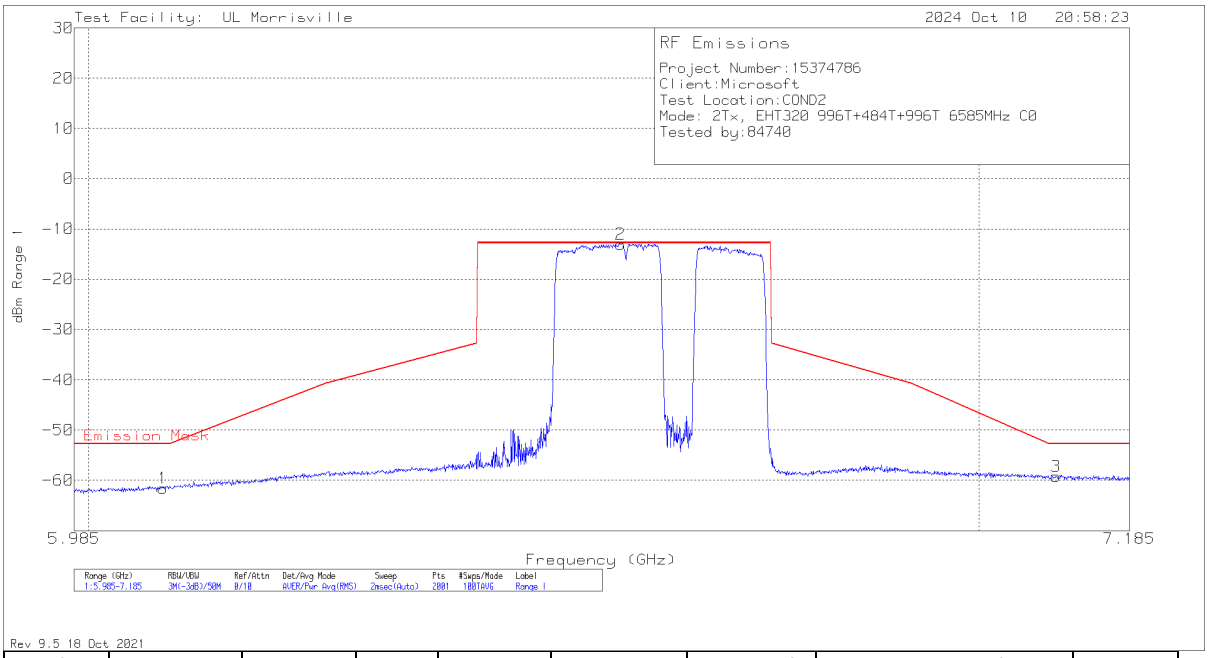

Marker	Frequency (GHz)	Meter Reading (dBm)	Det	Atten	EUT CBL	Corrected Reading dBm	Emission Mask	Margin (dB)
1	6.078	-77.54	RMS	13.7	2.3	-61.54	-52.77	-8.77
2	6.579	-29.54	RMS	13.9	2.6	-13.04	-12.77	-.27
3	7.0944	-75.95	RMS	14.1	2.6	-59.25	-52.77	-6.48

RMS - RMS detection

UL LLC
12 Laboratory Drive, Research Triangle Park, NC 27709; USA TEL:(919)549-1400
This report shall not be reproduced except in full, without the written approval of UL LLC

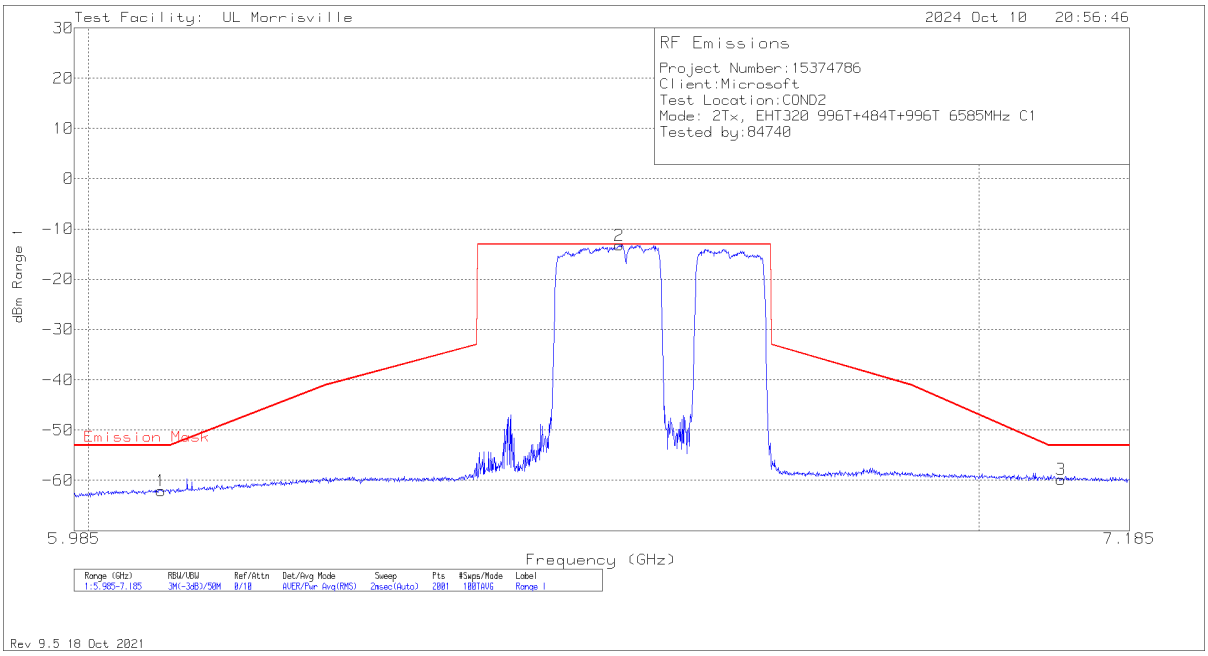

Marker	Frequency (GHz)	Meter Reading (dBm)	Det	Atten	EUT CBL	Corrected Reading dBm	Emission Mask	Margin (dB)
1	6.0756	-78.06	RMS	13.7	2.3	-62.06	-53.06	-9
2	6.5772	-29.73	RMS	13.9	2.6	-13.23	-13.06	-.17
3	7.1004	-76.51	RMS	14.1	2.6	-59.81	-53.06	-6.75

RMS - RMS detection

UL LLC
12 Laboratory Drive, Research Triangle Park, NC 27709; USA TEL:(919)549-1400
This report shall not be reproduced except in full, without the written approval of UL LLC

2TX CHAIN 0 + CHAIN 1 CDD OFDMA MODE: 3x996T (CONTIGUOUS LOW) LOW POWER INDOOR

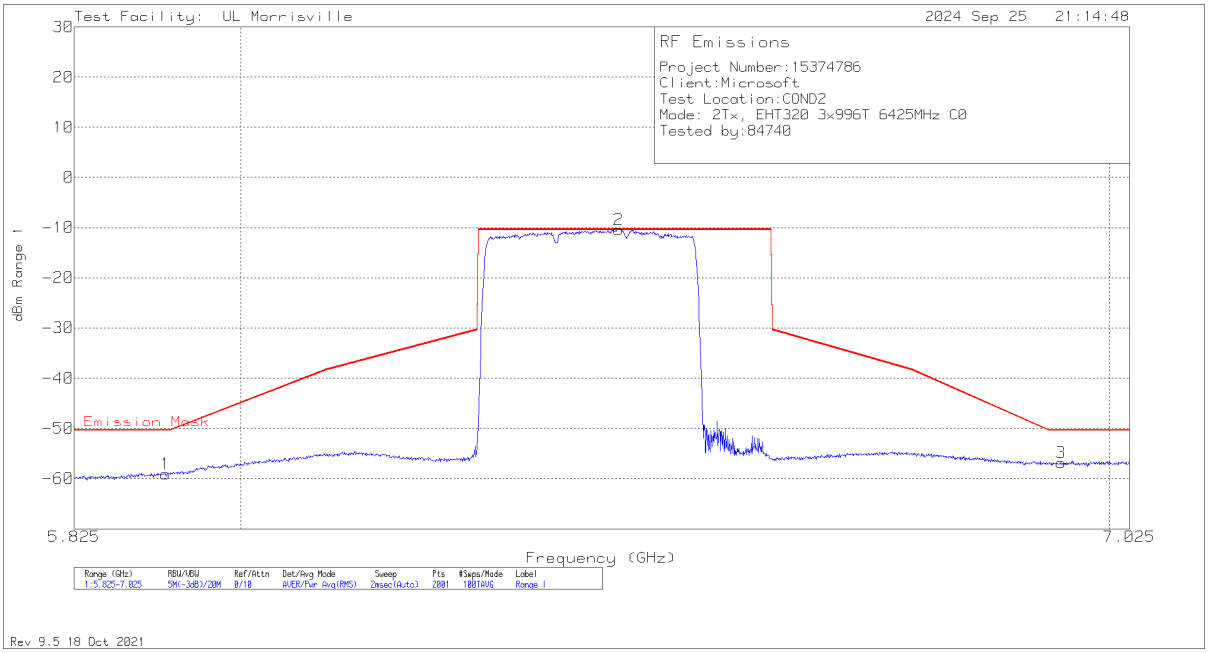

Marker	Frequency (GHz)	Meter Reading (dBm)	Det	Atten	EUT CBL	Corrected Reading dBm	Emission Mask	Margin (dB)
1	5.9204	-74.53	RMS	13.6	1.9	-59.03	-50.38	-8.65
2	6.416	-26.61	RMS	13.9	2.3	-10.41	-10.38	-.03
3	6.9404	-73.55	RMS	14.1	2.6	-56.85	-50.38	-6.47

RMS - RMS detection

UL LLC
12 Laboratory Drive, Research Triangle Park, NC 27709; USA TEL:(919)549-1400
This report shall not be reproduced except in full, without the written approval of UL LLC

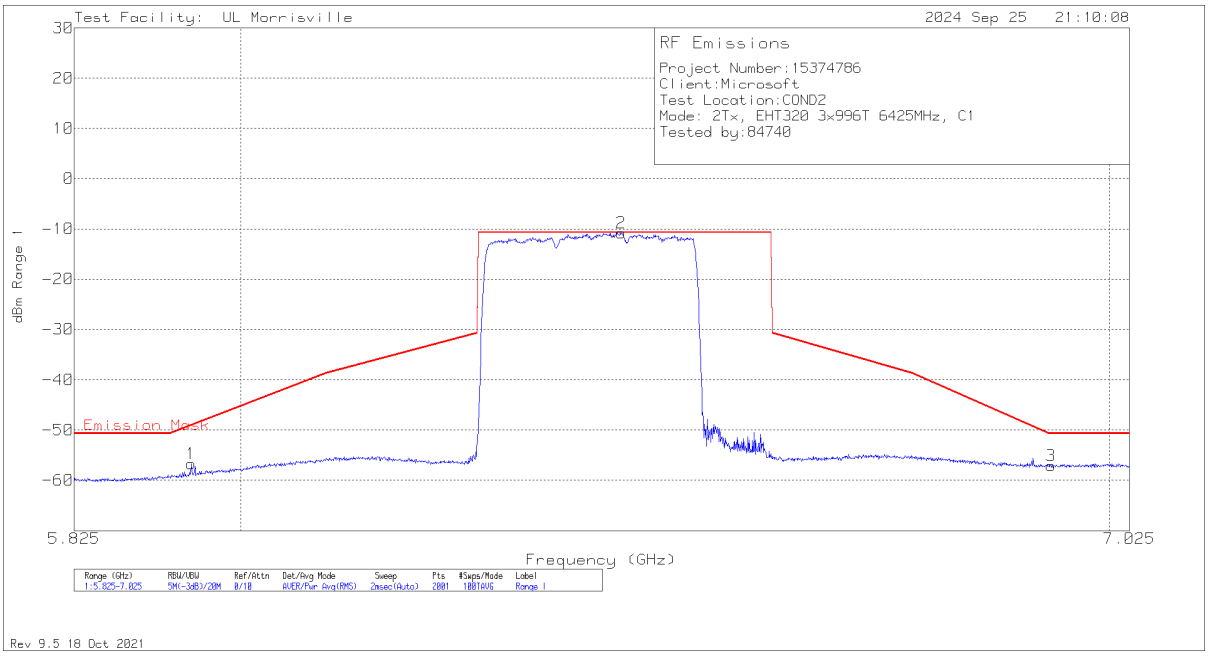

Marker	Frequency (GHz)	Meter Reading (dBm)	Det	Atten	EUT CBL	Corrected Reading dBm	Emission Mask	Margin (dB)
1	5.9474	-72.4	RMS	13.7	2	-56.7	-49.07	-7.63
2	6.419	-26.94	RMS	13.9	2.3	-10.74	-10.71	-.03
3	6.9278	-73.64	RMS	14	2.6	-57.04	-50.71	-6.33

RMS - RMS detection

UL LLC
12 Laboratory Drive, Research Triangle Park, NC 27709; USA TEL:(919)549-1400
This report shall not be reproduced except in full, without the written approval of UL LLC

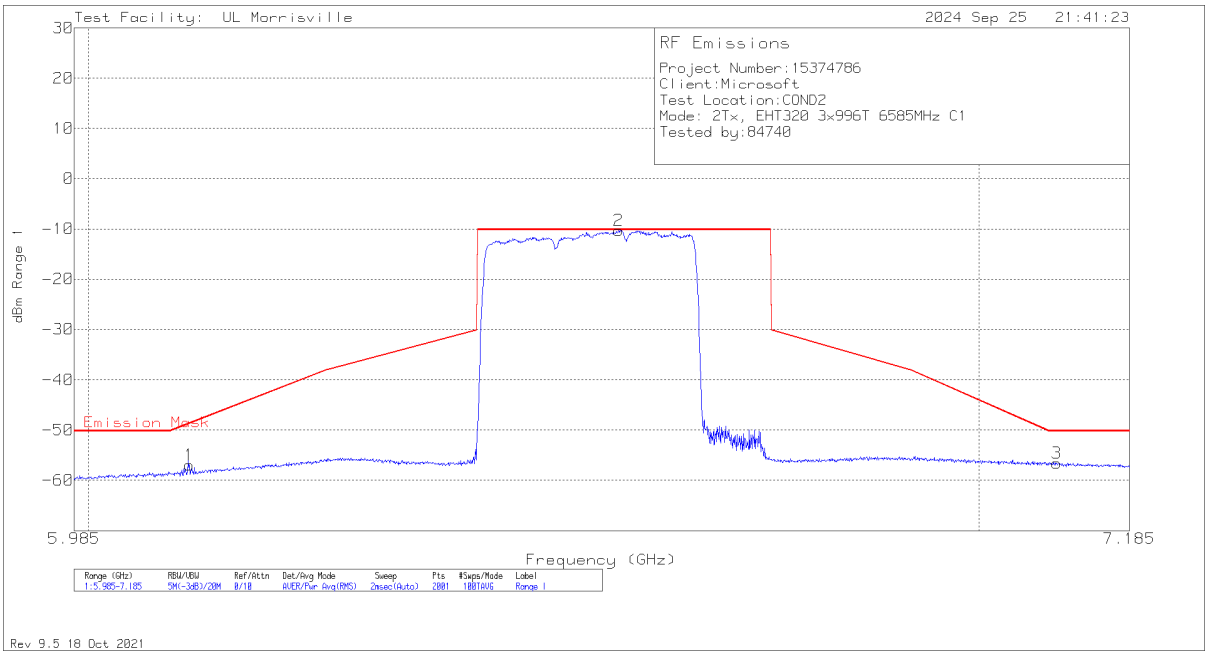

	Frequency (GHz)	Meter Reading (dBm)	Det	Atten	EUT CBL	Corrected Reading dBm	Emission Mask	Margin (dB)
1	6.1056	-72.97	RMS	13.7	2.3	-56.97	-48.67	-8.3
2	6.5766	-26.83	RMS	13.9	2.6	-10.33	-10.18	-.15
3	7.095	-73.26	RMS	14.1	2.6	-56.56	-50.18	-6.38

RMS - RMS detection

UL LLC
12 Laboratory Drive, Research Triangle Park, NC 27709; USA TEL:(919)549-1400
This report shall not be reproduced except in full, without the written approval of UL LLC

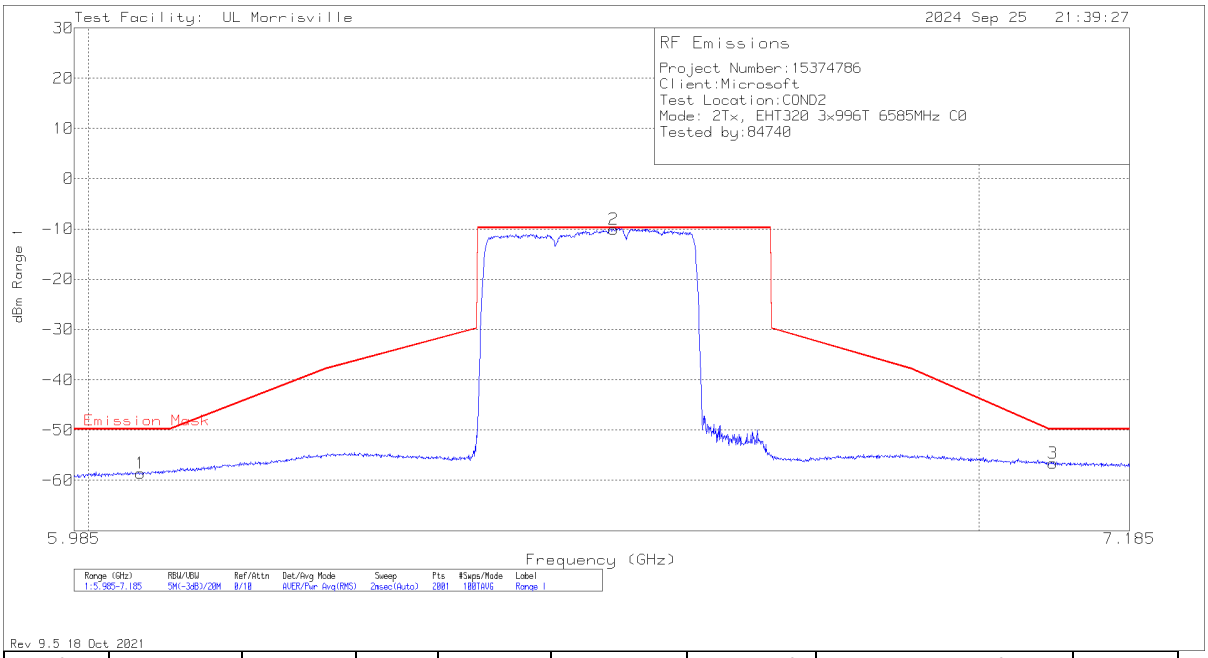

Marker	Frequency (GHz)	Meter Reading (dBm)	Det	Atten	EUT CBL	Corrected Reading dBm	Emission Mask	Margin (dB)
1	6.054	-74.61	RMS	13.7	2.3	-58.61	-49.81	-8.8
2	6.5712	-26.55	RMS	13.9	2.6	-10.05	-9.81	-.24
3	7.0902	-73.24	RMS	14.1	2.6	-56.54	-49.81	-6.73

RMS - RMS detection

UL LLC
12 Laboratory Drive, Research Triangle Park, NC 27709; USA TEL:(919)549-1400
This report shall not be reproduced except in full, without the written approval of UL LLC

2TX CHAIN 0 + CHAIN 1 CDD OFDMA MODE: 3x996T (CONTIGUOUS HIGH) LOW POWER INDOOR

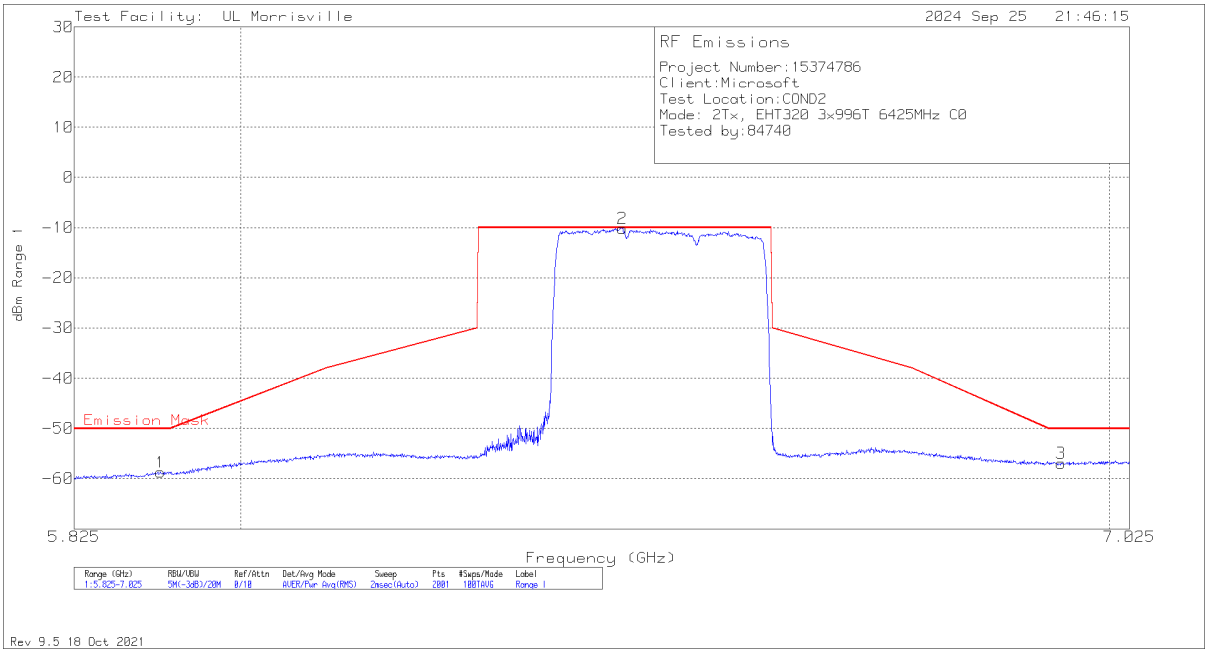

Marker	Frequency (GHz)	Meter Reading (dBm)	Det	Atten	EUT CBL	Corrected Reading dBm	Emission Mask	Margin (dB)
1	5.915	-74.26	RMS	13.6	1.9	-58.76	-50.05	-8.71
2	6.4202	-26.34	RMS	13.9	2.3	-10.14	-10.05	-.09
3	6.9404	-73.67	RMS	14.1	2.6	-56.97	-50.05	-6.92

RMS - RMS detection

UL LLC
12 Laboratory Drive, Research Triangle Park, NC 27709; USA TEL:(919)549-1400
This report shall not be reproduced except in full, without the written approval of UL LLC

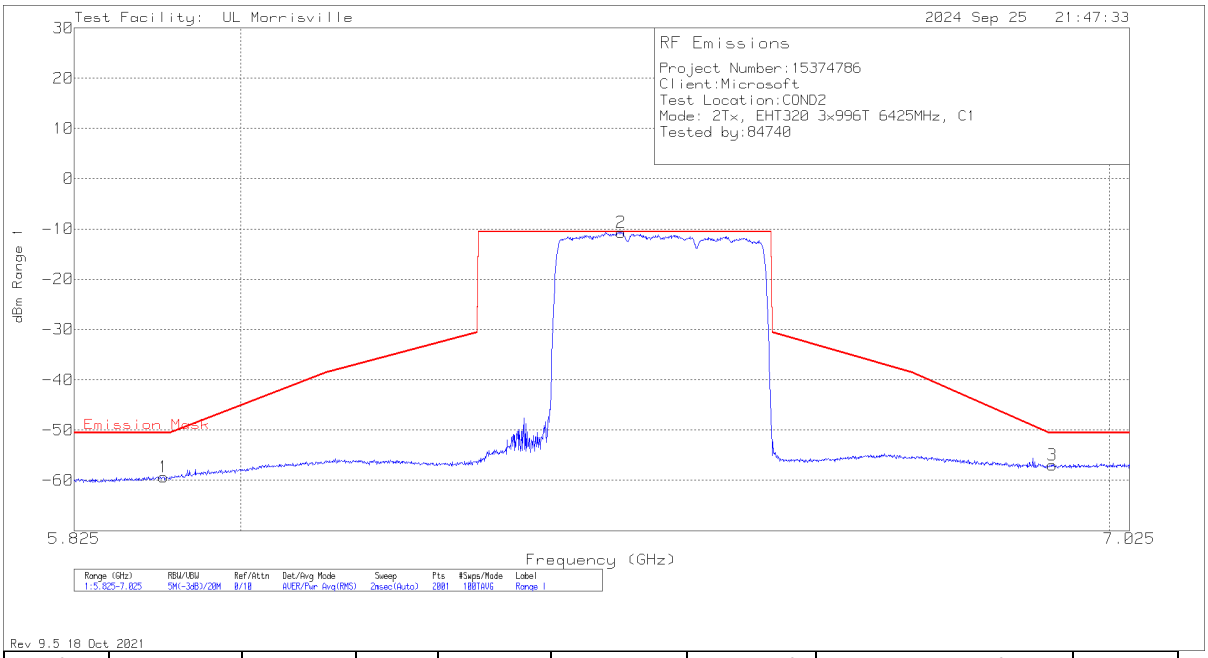

Marker	Frequency (GHz)	Meter Reading (dBm)	Det	Atten	EUT CBL	Corrected Reading dBm	Emission Mask	Margin (dB)
1	5.918	-74.81	RMS	13.6	1.9	-59.31	-50.59	-8.72
2	6.419	-26.83	RMS	13.9	2.3	-10.63	-10.59	-.04
3	6.9296	-73.58	RMS	14	2.6	-56.98	-50.59	-6.39

RMS - RMS detection

UL LLC
12 Laboratory Drive, Research Triangle Park, NC 27709; USA TEL:(919)549-1400
This report shall not be reproduced except in full, without the written approval of UL LLC

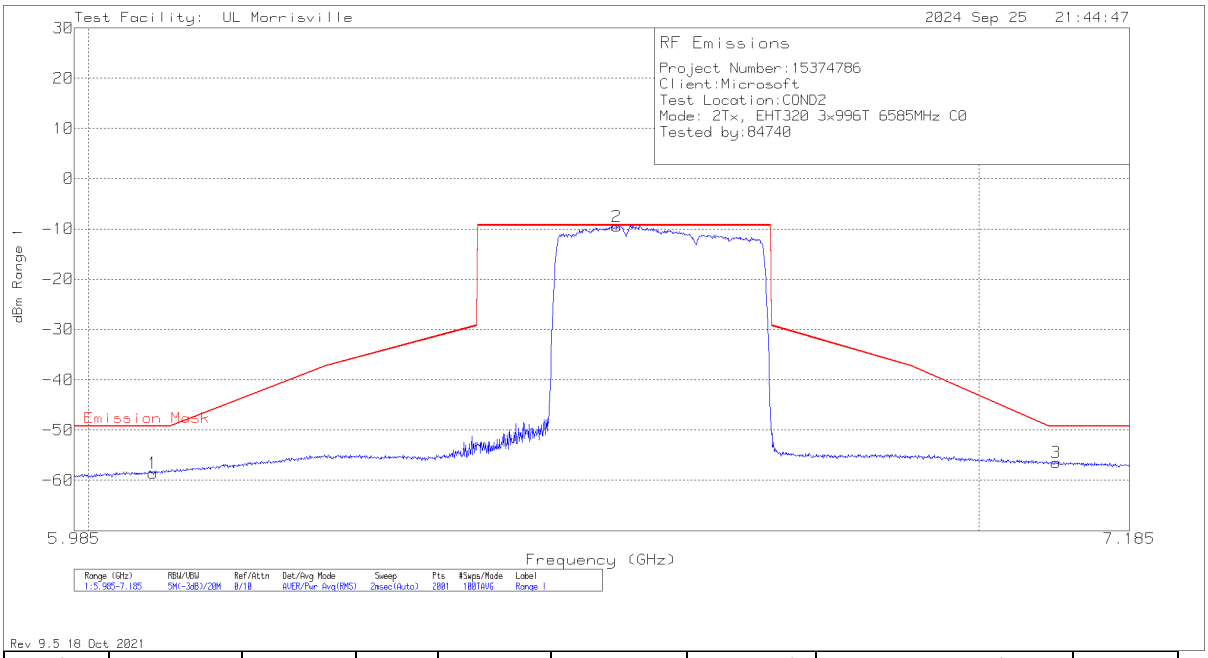

Marker	Frequency (GHz)	Meter Reading (dBm)	Det	Atten	EUT CBL	Corrected Reading dBm	Emission Mask	Margin (dB)
1	6.0672	-74.54	RMS	13.7	2.3	-58.54	-49.27	-9.27
2	6.5748	-25.99	RMS	13.9	2.6	-9.49	-9.27	-.22
3	7.0944	-73.17	RMS	14.1	2.6	-56.47	-49.27	-7.2

RMS - RMS detection

UL LLC
12 Laboratory Drive, Research Triangle Park, NC 27709; USA TEL:(919)549-1400
This report shall not be reproduced except in full, without the written approval of UL LLC

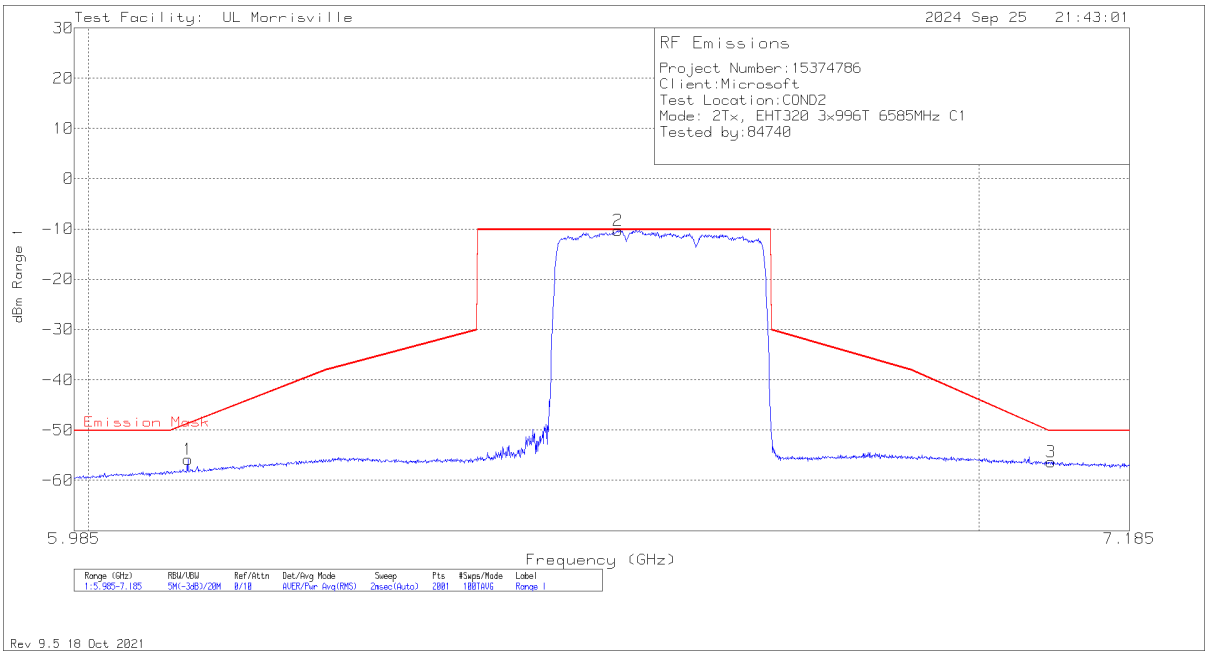

Marker	Frequency (GHz)	Meter Reading (dBm)	Det	Atten	EUT CBL	Corrected Reading dBm	Emission Mask	Margin (dB)
1	6.1044	-71.88	RMS	13.7	2.3	-55.88	-48.69	-7.19
2	6.576	-26.83	RMS	13.9	2.6	-10.33	-10.11	-.22
3	7.0884	-73.05	RMS	14.1	2.6	-56.35	-50.11	-6.24

RMS - RMS detection

UL LLC
12 Laboratory Drive, Research Triangle Park, NC 27709; USA TEL:(919)549-1400
This report shall not be reproduced except in full, without the written approval of UL LLC

2TX CHAIN 0 + CHAIN 1 CDD OFDMA MODE: 3x996T (NON-CONTIGUOUS) LOW POWER INDOOR

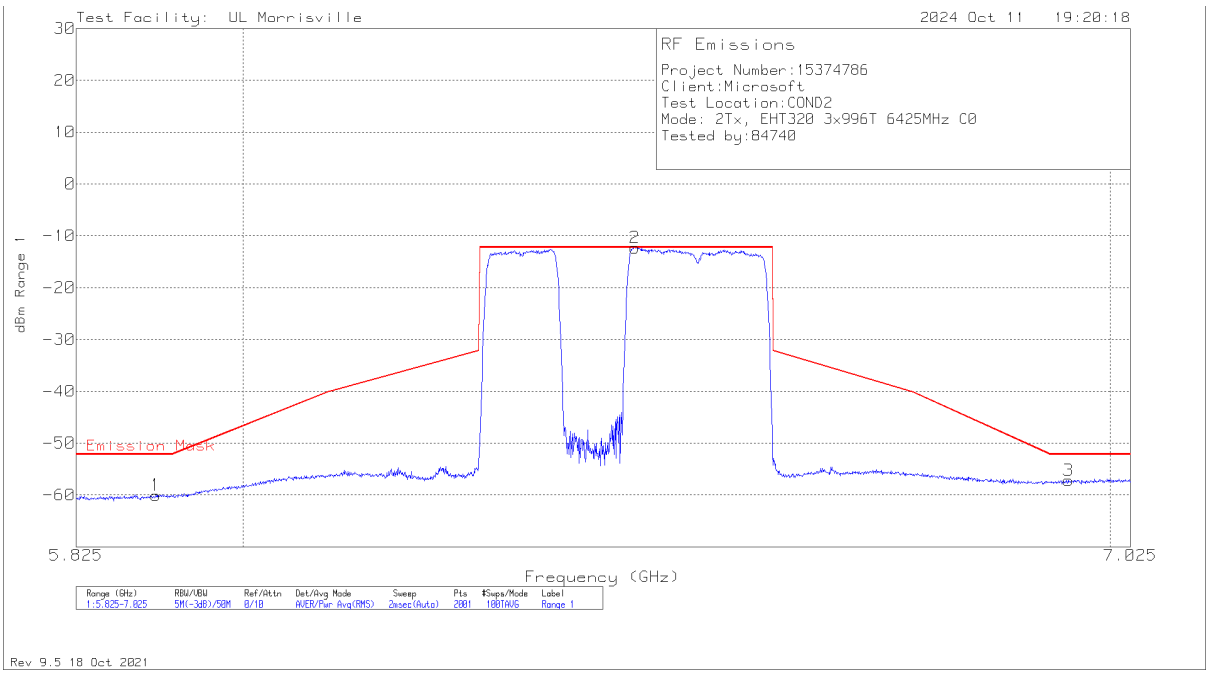

Marker	Frequency (GHz)	Meter Reading (dBm)	Det	Atten	EUT CBL	Corrected Reading dBm	Emission Mask	Margin (dB)
1	5.9078	-75.55	RMS	13.6	1.9	-60.05	-52.19	-7.86
2	6.4328	-28.29	RMS	13.9	2.1	-12.29	-12.19	-.1
3	6.9482	-73.87	RMS	14.1	2.6	-57.17	-52.19	-4.98

RMS - RMS detection

UL LLC
12 Laboratory Drive, Research Triangle Park, NC 27709; USA TEL:(919)549-1400
This report shall not be reproduced except in full, without the written approval of UL LLC

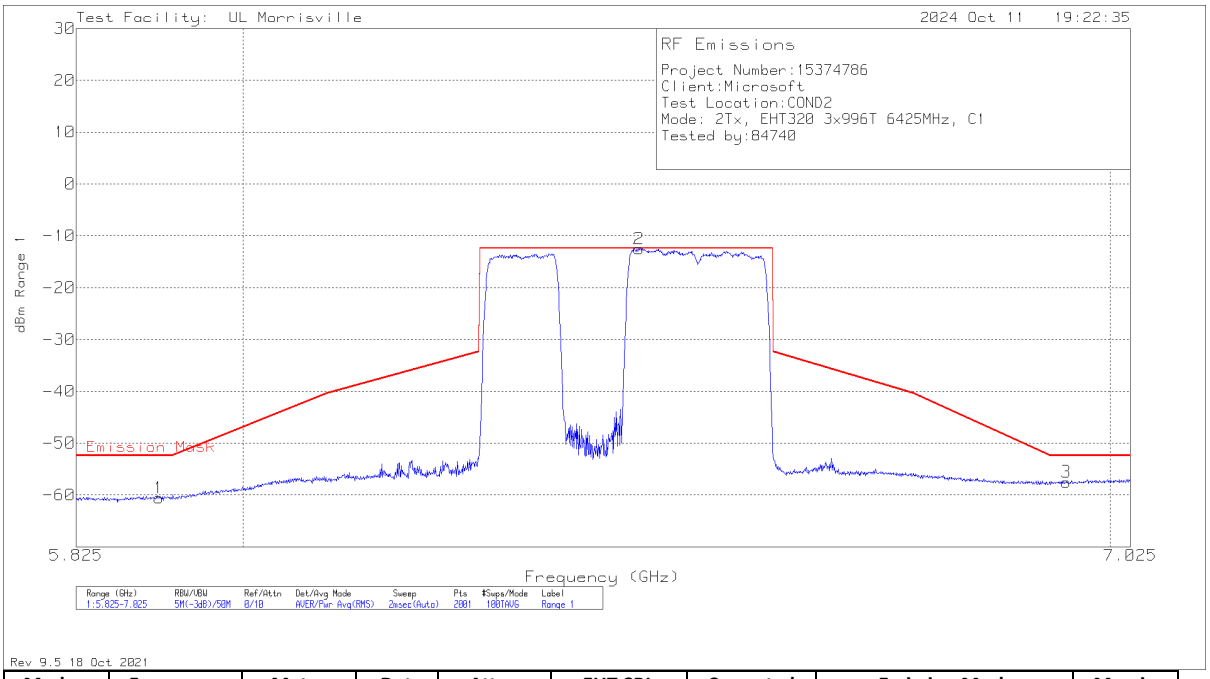

Marker	Frequency (GHz)	Meter Reading (dBm)	Det	Atten	EUT CBL	Corrected Reading dBm	Emission Mask	Margin (dB)
1	5.9114	-76.07	RMS	13.6	1.9	-60.57	-52.4	-8.17
2	6.4376	-28.4	RMS	13.9	2	-12.5	-12.4	-.1
3	6.9452	-74.21	RMS	14.1	2.6	-57.51	-52.4	-5.11

RMS - RMS detection

UL LLC
12 Laboratory Drive, Research Triangle Park, NC 27709; USA TEL:(919)549-1400
This report shall not be reproduced except in full, without the written approval of UL LLC

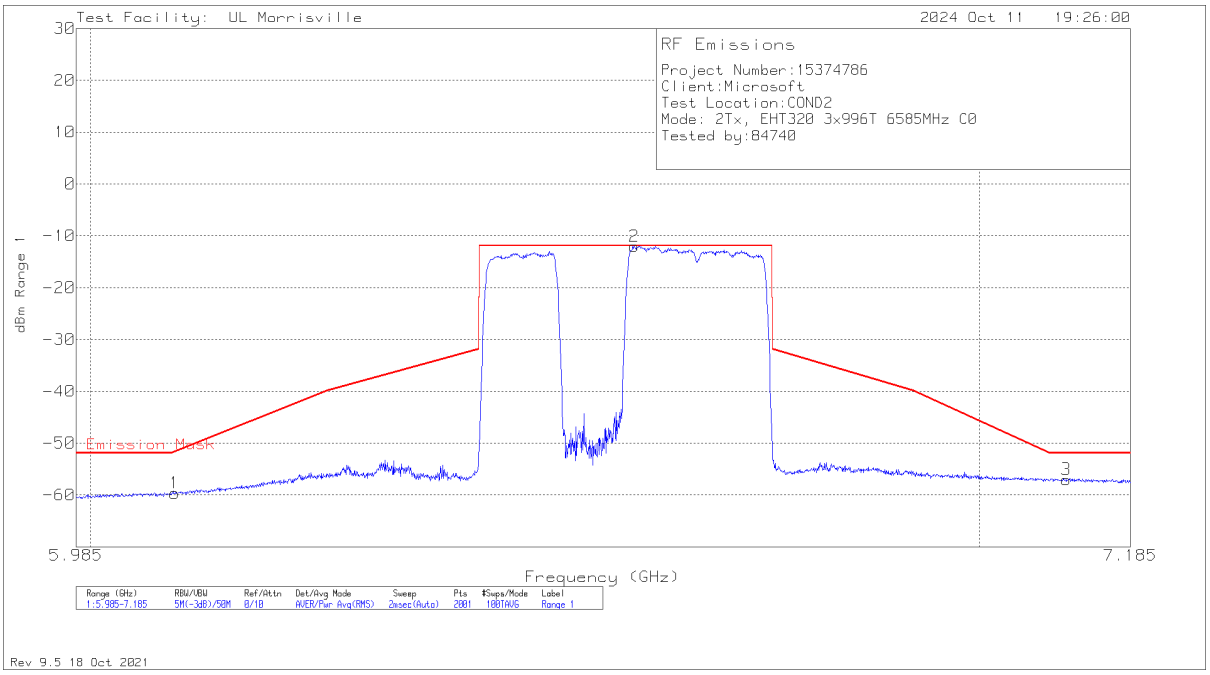

Marker	Frequency (GHz)	Meter Reading (dBm)	Det	Atten	EUT CBL	Corrected Reading dBm	Emission Mask	Margin (dB)
1	6.0882	-75.65	RMS	13.7	2.3	-59.65	-51.68	-7.97
2	6.5928	-28.52	RMS	13.9	2.6	-12.02	-11.91	-.11
3	7.1058	-73.73	RMS	14.1	2.6	-57.03	-51.91	-5.12

RMS - RMS detection

UL LLC
12 Laboratory Drive, Research Triangle Park, NC 27709; USA TEL:(919)549-1400
This report shall not be reproduced except in full, without the written approval of UL LLC

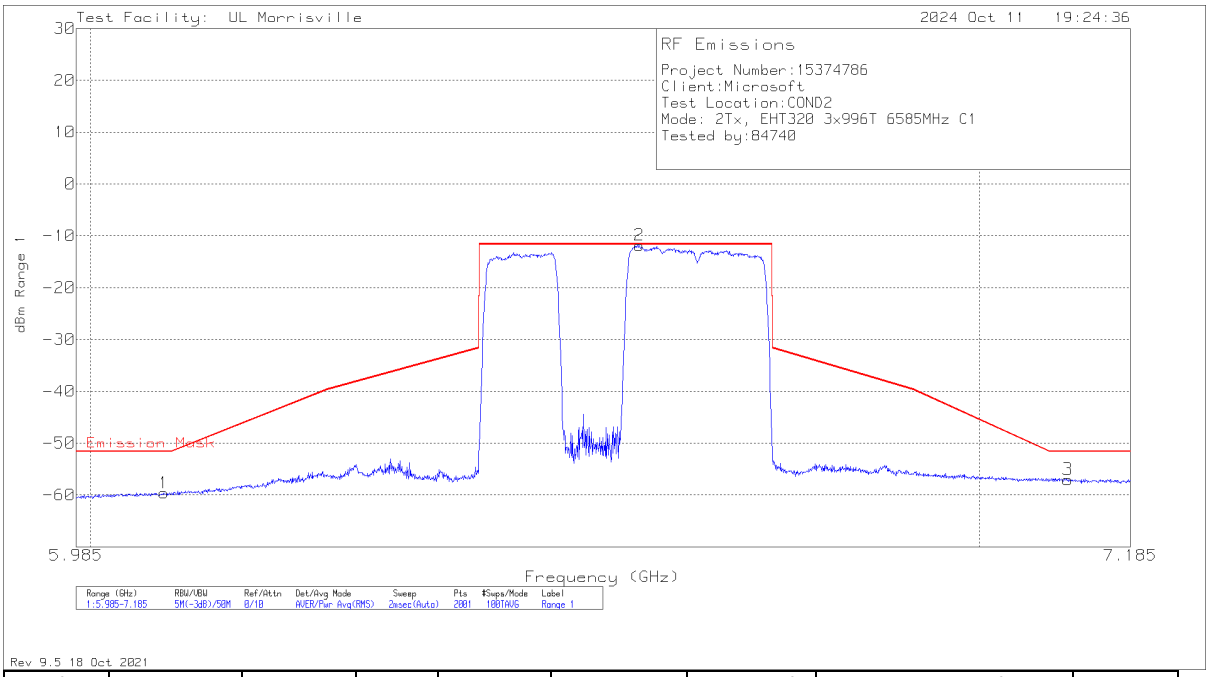

Marker	Frequency (GHz)	Meter Reading (dBm)	Det	Atten	EUT CBL	Corrected Reading dBm	Emission Mask	Margin (dB)
1	6.0768	-75.6	RMS	13.7	2.3	-59.6	-51.63	-7.97
2	6.5988	-28.33	RMS	13.9	2.6	-11.83	-11.63	-.2
3	7.1076	-73.72	RMS	14.1	2.6	-57.02	-51.63	-5.39

RMS - RMS detection

UL LLC
12 Laboratory Drive, Research Triangle Park, NC 27709; USA TEL:(919)549-1400
This report shall not be reproduced except in full, without the written approval of UL LLC

2TX CHAIN 0 + CHAIN 1 CDD OFDMA MODE: 3x996T (NON-CONTIGUOUS 2) LOW POWER INDOOR

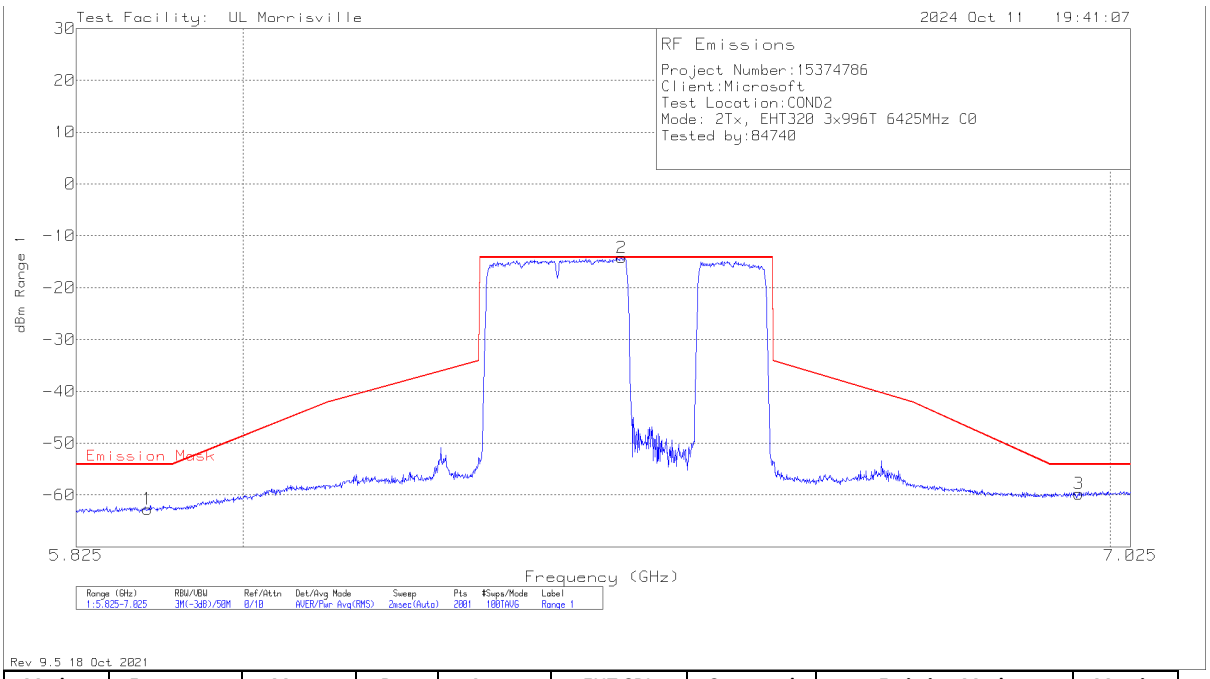

Marker	Frequency (GHz)	Meter Reading (dBm)	Det	Atten	EUT CBL	Corrected Reading dBm	Emission Mask	Margin (dB)
1	5.8994	-78.22	RMS	13.6	1.9	-62.72	-54.14	-8.58
2	6.4178	-30.4	RMS	13.9	2.3	-14.2	-14.14	-.06
3	6.9608	-76.55	RMS	14.2	2.6	-59.75	-54.14	-5.61

RMS - RMS detection

UL LLC
12 Laboratory Drive, Research Triangle Park, NC 27709; USA TEL:(919)549-1400
This report shall not be reproduced except in full, without the written approval of UL LLC

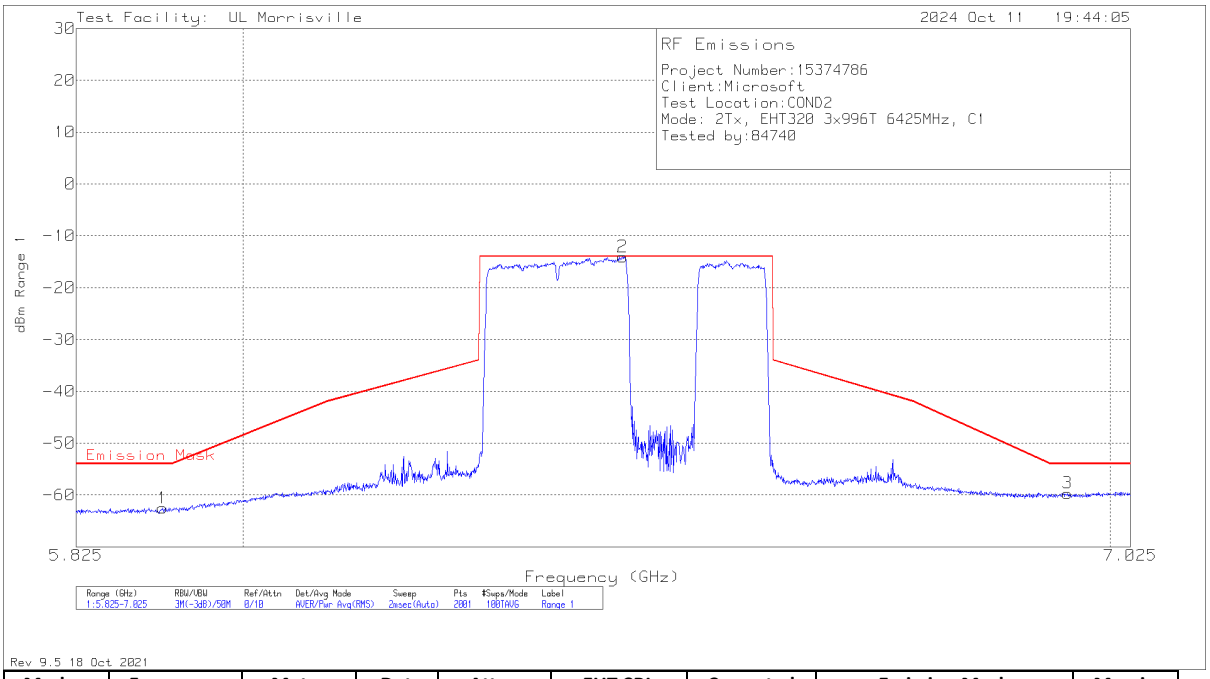

Marker	Frequency (GHz)	Meter Reading (dBm)	Det	Atten	EUT CBL	Corrected Reading dBm	Emission Mask	Margin (dB)
1	5.915	-78.04	RMS	13.6	1.9	-62.54	-54	-8.54
2	6.419	-30.23	RMS	13.9	2.3	-14.03	-14	-.03
3	6.947	-76.36	RMS	14.1	2.6	-59.66	-54	-5.66

RMS - RMS detection

UL LLC
12 Laboratory Drive, Research Triangle Park, NC 27709; USA TEL:(919)549-1400
This report shall not be reproduced except in full, without the written approval of UL LLC

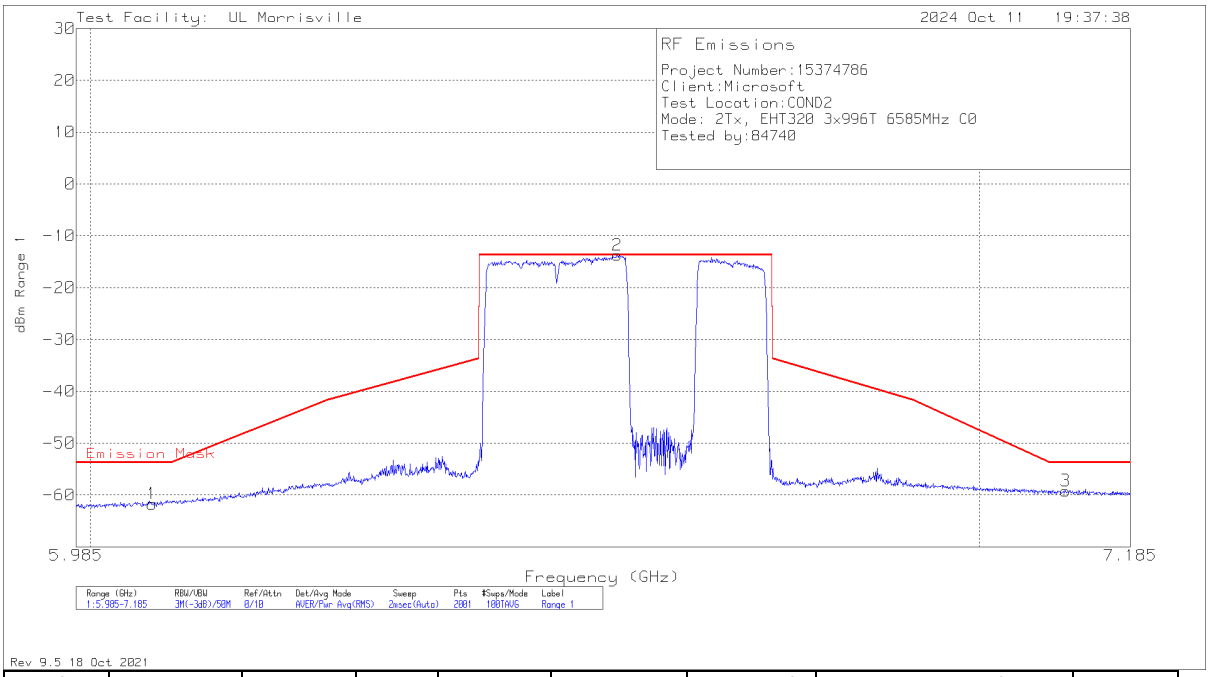

Marker	Frequency (GHz)	Meter Reading (dBm)	Det	Atten	EUT CBL	Corrected Reading dBm	Emission Mask	Margin (dB)
1	6.0642	-77.71	RMS	13.7	2.3	-61.71	-53.7	-8.01
2	6.5736	-30.22	RMS	13.9	2.6	-13.72	-13.7	-.02
3	7.1046	-75.91	RMS	14.1	2.6	-59.21	-53.7	-5.51

RMS - RMS detection

UL LLC
12 Laboratory Drive, Research Triangle Park, NC 27709; USA TEL:(919)549-1400
This report shall not be reproduced except in full, without the written approval of UL LLC

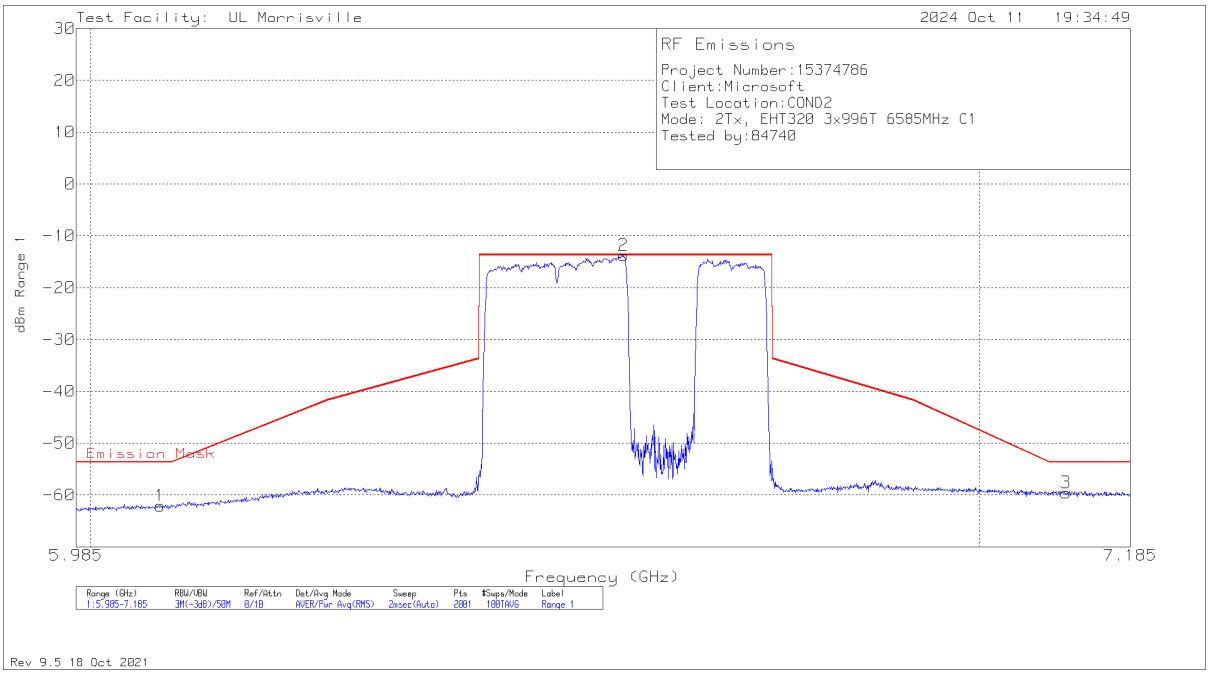

Marker	Frequency (GHz)	Meter Reading (dBm)	Det	Atten	EUT CBL	Corrected Reading dBm	Emission Mask	Margin (dB)
1	6.0726	-78.06	RMS	13.7	2.3	-62.06	-53.69	-8.37
2	6.5808	-30.29	RMS	13.9	2.6	-13.79	-13.69	-.1
3	7.1052	-76.27	RMS	14.1	2.6	-59.57	-53.69	-5.88

RMS - RMS detection

UL LLC
12 Laboratory Drive, Research Triangle Park, NC 27709; USA TEL:(919)549-1400
This report shall not be reproduced except in full, without the written approval of UL LLC

2TX CHAIN 0 + CHAIN 1 CDD OFDMA MODE: 3x996T+484T (CONTIGUOUS LOW) LOW POWER INDOOR

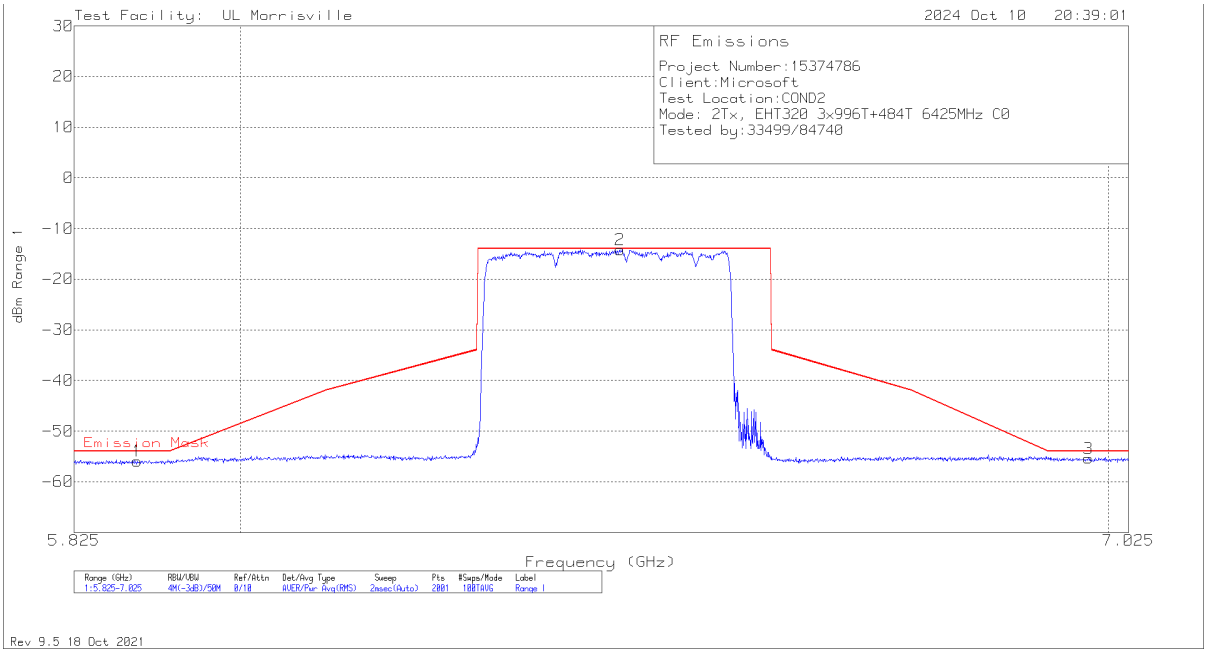

Marker	Frequency (GHz)	Meter Reading (dBm)	Det	Attenuator to analyzer Chain 0	EUT CBL	Corrected Reading dBm	Emission Mask	Margin (dB)
1	5.8904	-71.49	RMS	13.7	1.9	-55.89	-53.98	-1.91
2	6.4184	-30.56	RMS	14.1	2.3	-14.16	-13.98	-.18
3	6.9752	-72.27	RMS	14.3	2.6	-55.37	-53.98	-1.39

RMS - RMS detection

UL LLC
12 Laboratory Drive, Research Triangle Park, NC 27709; USA TEL:(919)549-1400
This report shall not be reproduced except in full, without the written approval of UL LLC

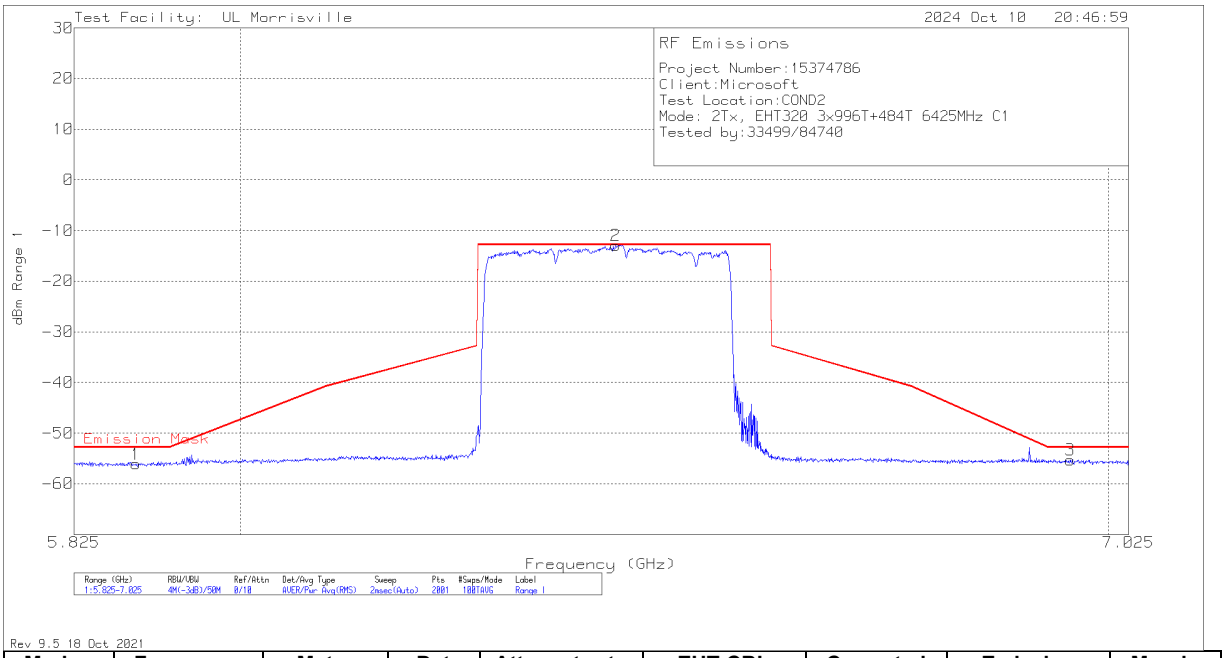

Marker	Frequency (GHz)	Meter Reading (dBm)	Det	Attenuator to analyzer Chain 1	EUT CBL	Corrected Reading dBm	Emission Mask	Margin (dB)
1	5.8892	-71.71	RMS	13.7	1.9	-56.11	-52.81	-3.3
2	6.413	-29.35	RMS	14.1	2.3	-12.95	-12.81	-.14
3	6.953	-72.12	RMS	14.2	2.6	-55.32	-52.81	-2.51

RMS - RMS detection

UL LLC
12 Laboratory Drive, Research Triangle Park, NC 27709; USA TEL:(919)549-1400
This report shall not be reproduced except in full, without the written approval of UL LLC

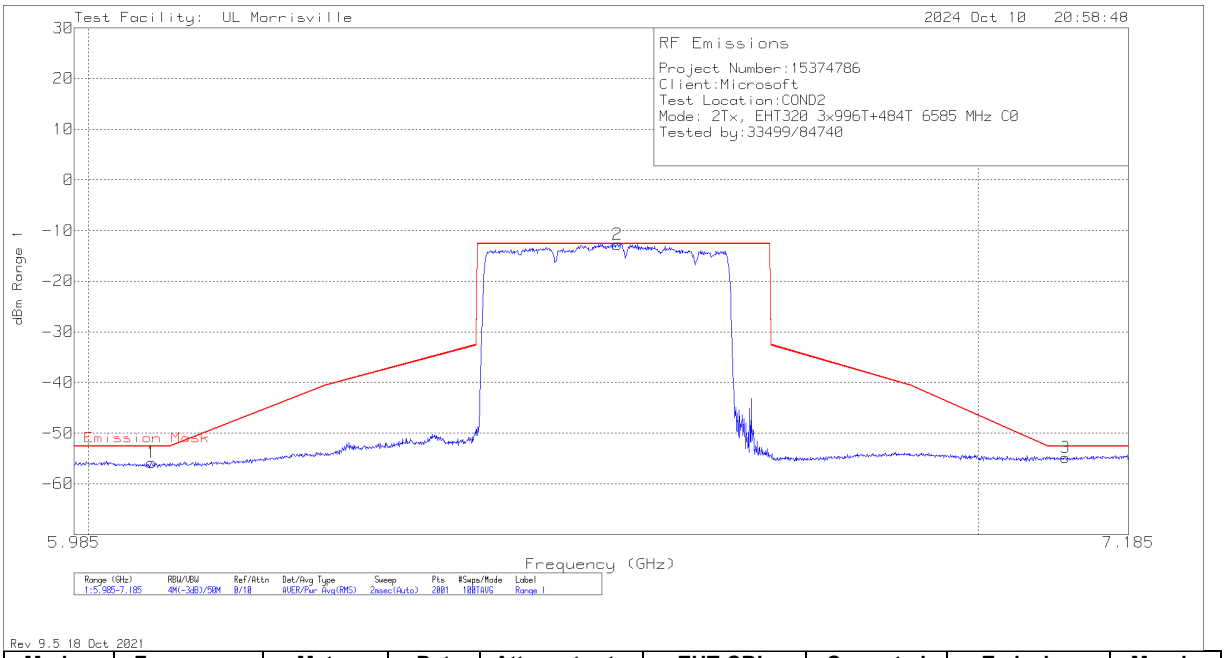

Marker	Frequency (GHz)	Meter Reading (dBm)	Det	Attenuator to analyzer Chain 0	EUT CBL	Corrected Reading dBm	Emission Mask	Margin (dB)
1	6.066	-71.86	RMS	13.8	2.3	-55.76	-52.61	-3.15
2	6.576	-29.27	RMS	14	2.6	-12.67	-12.61	-.06
3	7.107	-71.75	RMS	14.3	2.6	-54.85	-52.61	-2.24

RMS - RMS detection

UL LLC
12 Laboratory Drive, Research Triangle Park, NC 27709; USA TEL:(919)549-1400
This report shall not be reproduced except in full, without the written approval of UL LLC

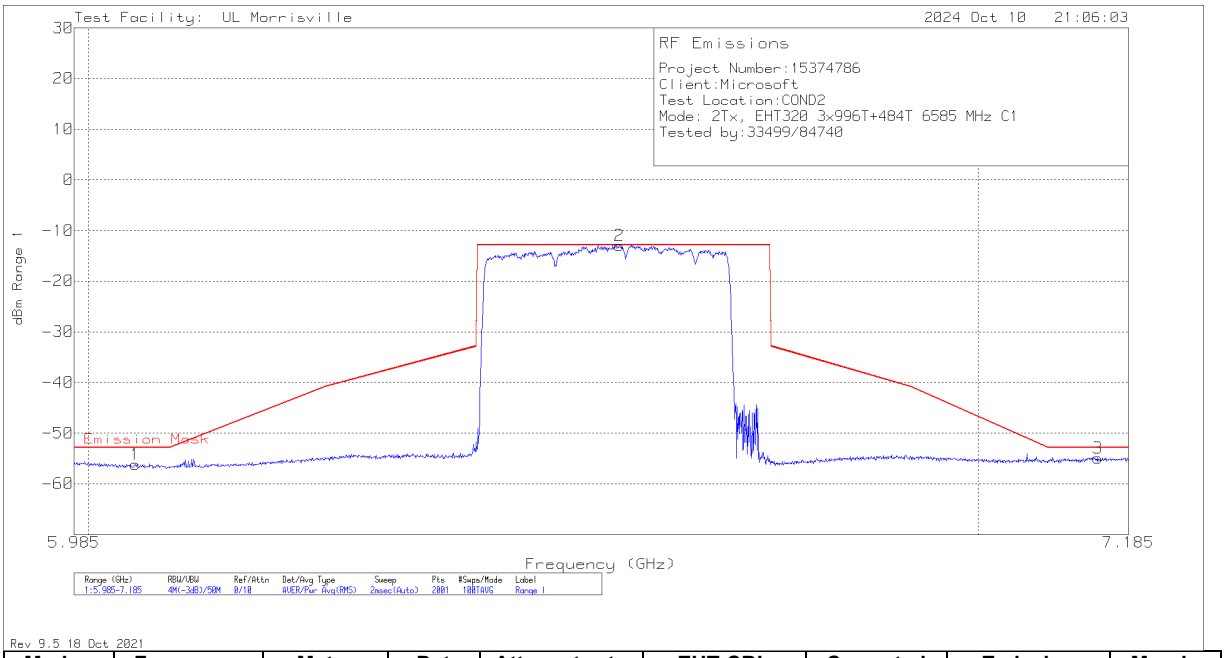

Marker	Frequency (GHz)	Meter Reading (dBm)	Det	Attenuator to analyzer Chain 1	EUT CBL	Corrected Reading dBm	Emission Mask	Margin (dB)
1	6.0486	-72.24	RMS	13.8	2.3	-56.14	-52.86	-3.28
2	6.5784	-29.54	RMS	14	2.6	-12.94	-12.86	-.08
3	7.1466	-71.75	RMS	14.2	2.6	-54.95	-52.86	-2.09

RMS - RMS detection

UL LLC
12 Laboratory Drive, Research Triangle Park, NC 27709; USA TEL:(919)549-1400
This report shall not be reproduced except in full, without the written approval of UL LLC

2TX CHAIN 0 + CHAIN 1 CDD OFDMA MODE: 3x996T+484T (CONTIGUOUS HIGH) LOW POWER INDOOR

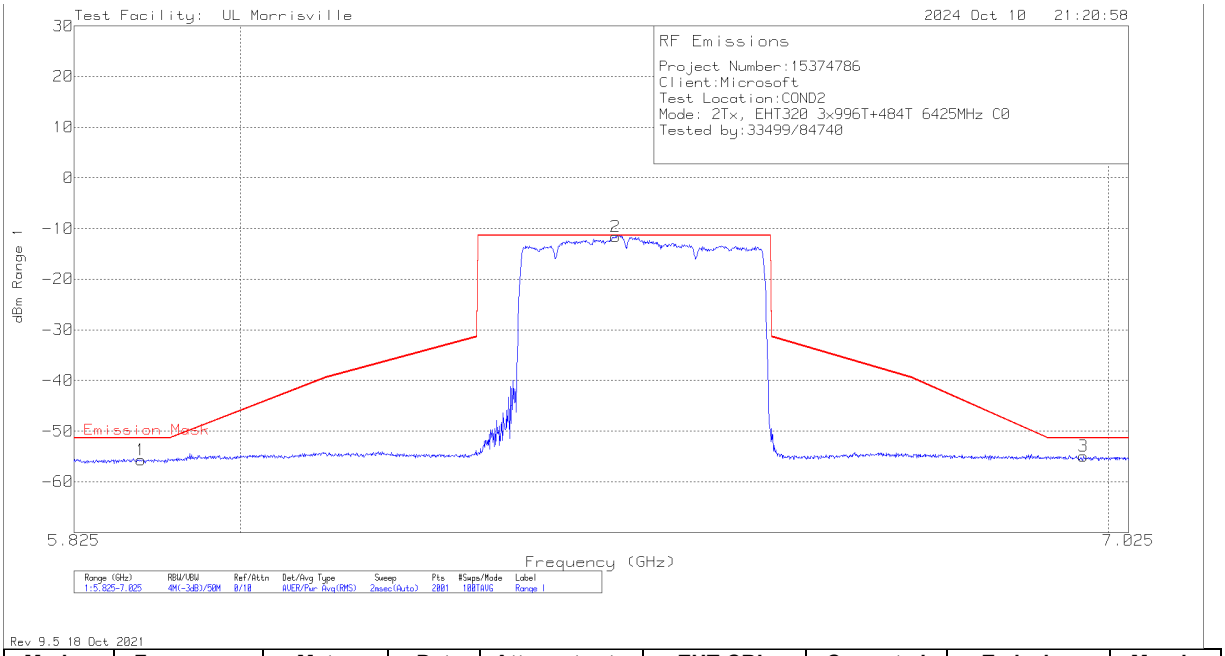

Marker	Frequency (GHz)	Meter Reading (dBm)	Det	Attenuator to analyzer Chain 0	EUT CBL	Corrected Reading dBm	Emission Mask	Margin (dB)
1	5.8946	-71.25	RMS	13.7	1.9	-55.65	-51.4	-4.25
2	6.413	-28.02	RMS	14.1	2.3	-11.62	-11.4	-.22
3	6.9686	-71.87	RMS	14.3	2.6	-54.97	-51.4	-3.57

RMS - RMS detection

UL LLC
12 Laboratory Drive, Research Triangle Park, NC 27709; USA TEL:(919)549-1400
This report shall not be reproduced except in full, without the written approval of UL LLC

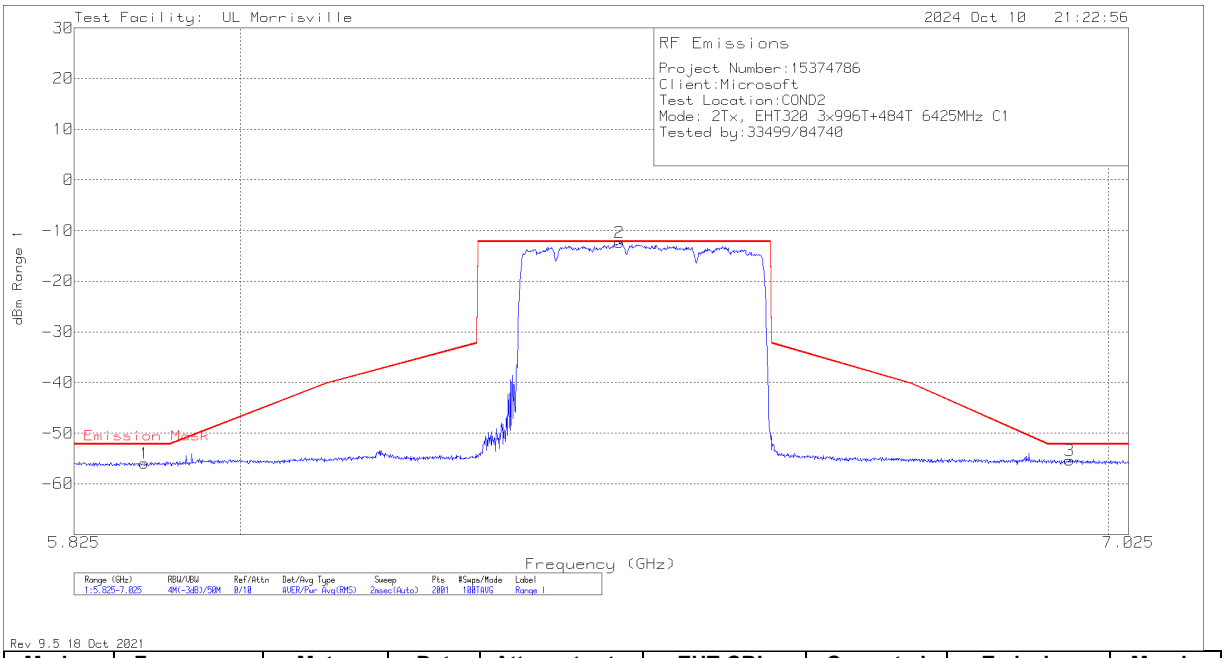

Marker	Frequency (GHz)	Meter Reading (dBm)	Det	Attenuator to analyzer Chain 1	EUT CBL	Corrected Reading dBm	Emission Mask	Margin (dB)
1	5.8982	-71.58	RMS	13.7	1.9	-55.98	-52.22	-3.76
2	6.4178	-28.79	RMS	14.1	2.3	-12.39	-12.22	-.17
3	6.9518	-72.17	RMS	14.2	2.6	-55.37	-52.22	-3.15

RMS - RMS detection

UL LLC
12 Laboratory Drive, Research Triangle Park, NC 27709; USA TEL:(919)549-1400
This report shall not be reproduced except in full, without the written approval of UL LLC

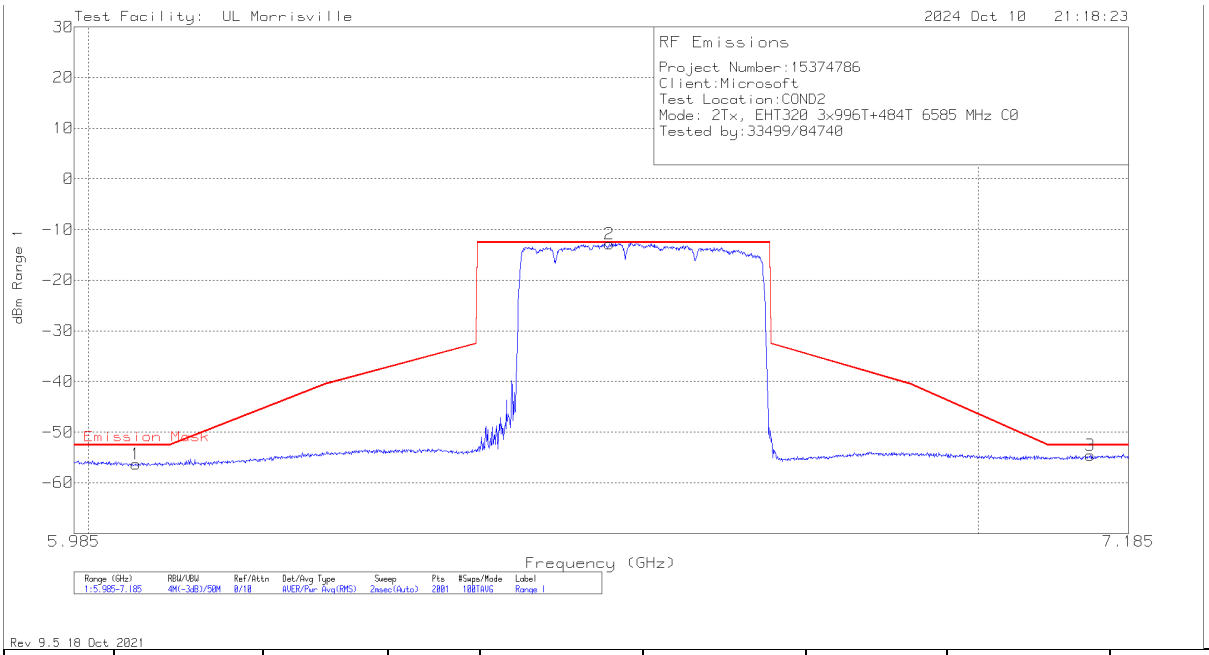

Marker	Frequency (GHz)	Meter Reading (dBm)	Det	Attenuator to analyzer Chain 0	EUT CBL	Corrected Reading dBm	Emission Mask	Margin (dB)
1	6.0492	-72.36	RMS	13.8	2.3	-56.26	-52.57	-3.69
2	6.567	-29.44	RMS	14	2.6	-12.84	-12.57	-.27
3	7.1376	-71.54	RMS	14.4	2.6	-54.54	-52.57	-1.97

RMS - RMS detection

UL LLC
12 Laboratory Drive, Research Triangle Park, NC 27709; USA TEL:(919)549-1400
This report shall not be reproduced except in full, without the written approval of UL LLC

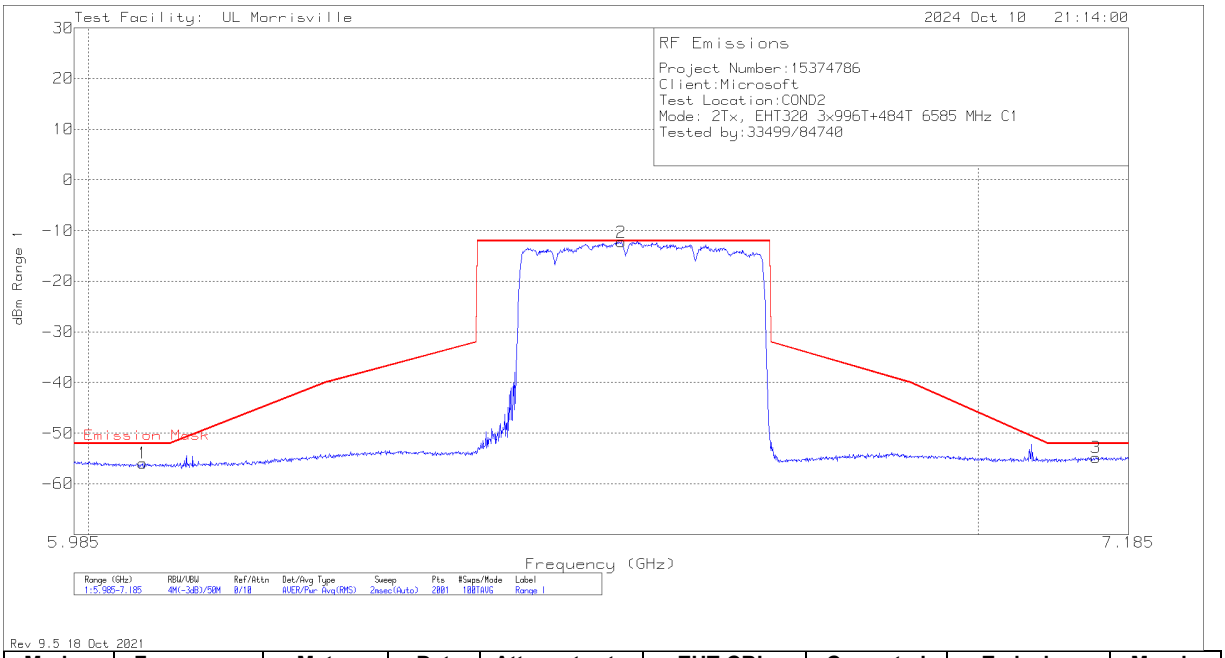

Marker	Frequency (GHz)	Meter Reading (dBm)	Det	Attenuator to analyzer Chain 1	EUT CBL	Corrected Reading dBm	Emission Mask	Margin (dB)
1	6.0564	-72.06	RMS	13.8	2.3	-55.96	-52.09	-3.87
2	6.5802	-28.88	RMS	14	2.6	-12.28	-12.09	-.19
3	7.1448	-71.65	RMS	14.2	2.6	-54.85	-52.09	-2.76

RMS - RMS detection

UL LLC
12 Laboratory Drive, Research Triangle Park, NC 27709; USA TEL:(919)549-1400
This report shall not be reproduced except in full, without the written approval of UL LLC

2TX CHAIN 0 + CHAIN 1 CDD OFDMA MODE: 3x996T+484T (NON-CONTIGUOUS) LOW POWER INDOOR

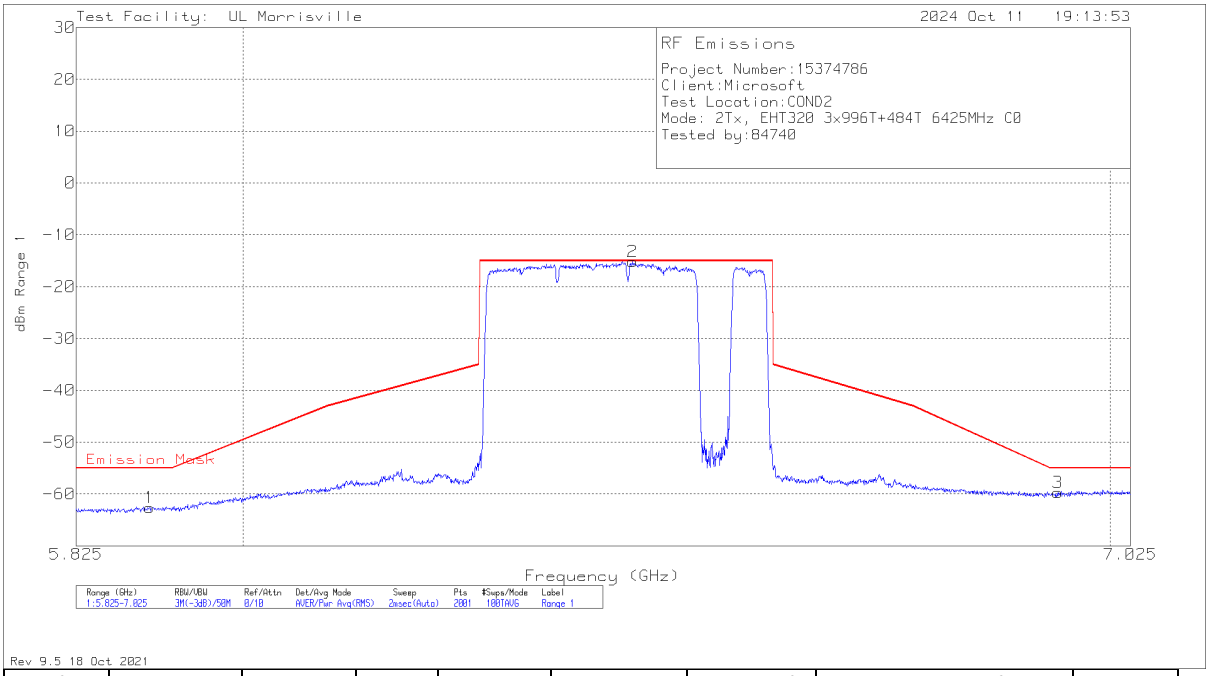

Marker	Frequency (GHz)	Meter Reading (dBm)	Det	Atten	EUT CBL	Corrected Reading dBm	Emission Mask	Margin (dB)
1	5.9012	-78.14	RMS	13.6	1.9	-62.64	-55.03	-7.61
2	6.4304	-31.28	RMS	13.9	2.2	-15.18	-15.03	-.15
3	6.935	-76.42	RMS	14.1	2.6	-59.72	-55.03	-4.69

RMS - RMS detection

UL LLC
12 Laboratory Drive, Research Triangle Park, NC 27709; USA TEL:(919)549-1400
This report shall not be reproduced except in full, without the written approval of UL LLC

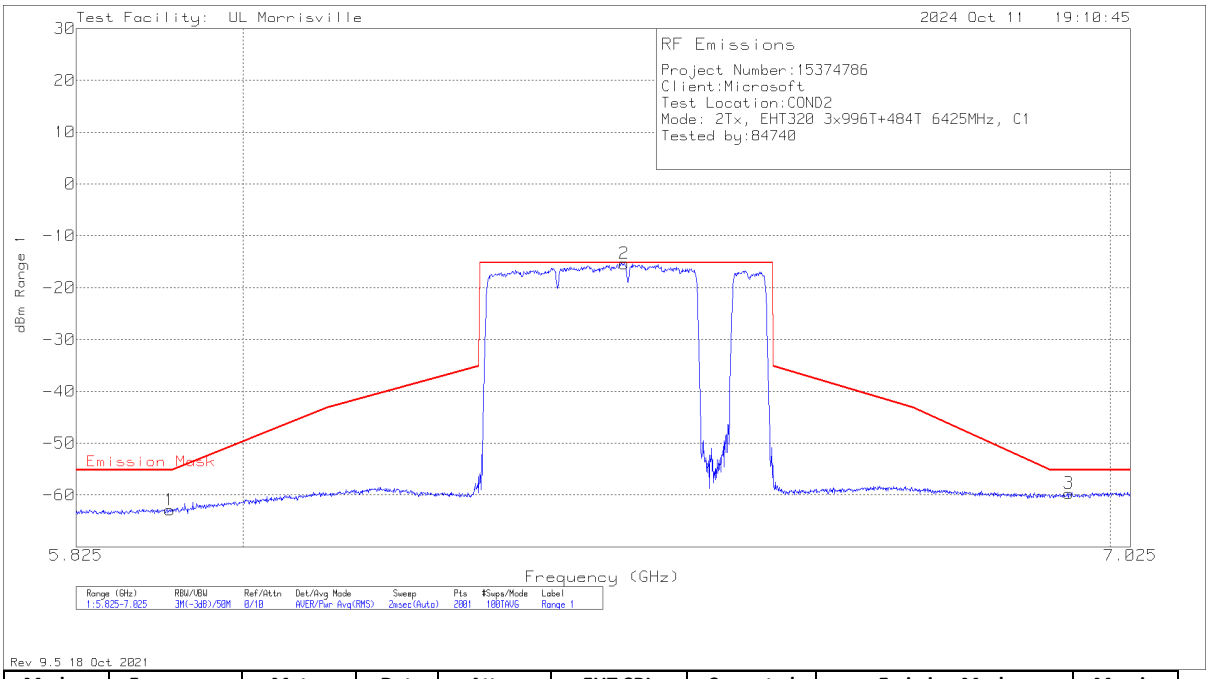

Marker	Frequency (GHz)	Meter Reading (dBm)	Det	Atten	EUT CBL	Corrected Reading dBm	Emission Mask	Margin (dB)
1	5.9228	-78.38	RMS	13.6	1.9	-62.88	-55.2	-7.68
2	6.4208	-31.53	RMS	13.9	2.3	-15.33	-15.2	-.13
3	6.9488	-76.37	RMS	14.1	2.6	-59.67	-55.2	-4.47

RMS - RMS detection

UL LLC
12 Laboratory Drive, Research Triangle Park, NC 27709; USA TEL:(919)549-1400
This report shall not be reproduced except in full, without the written approval of UL LLC

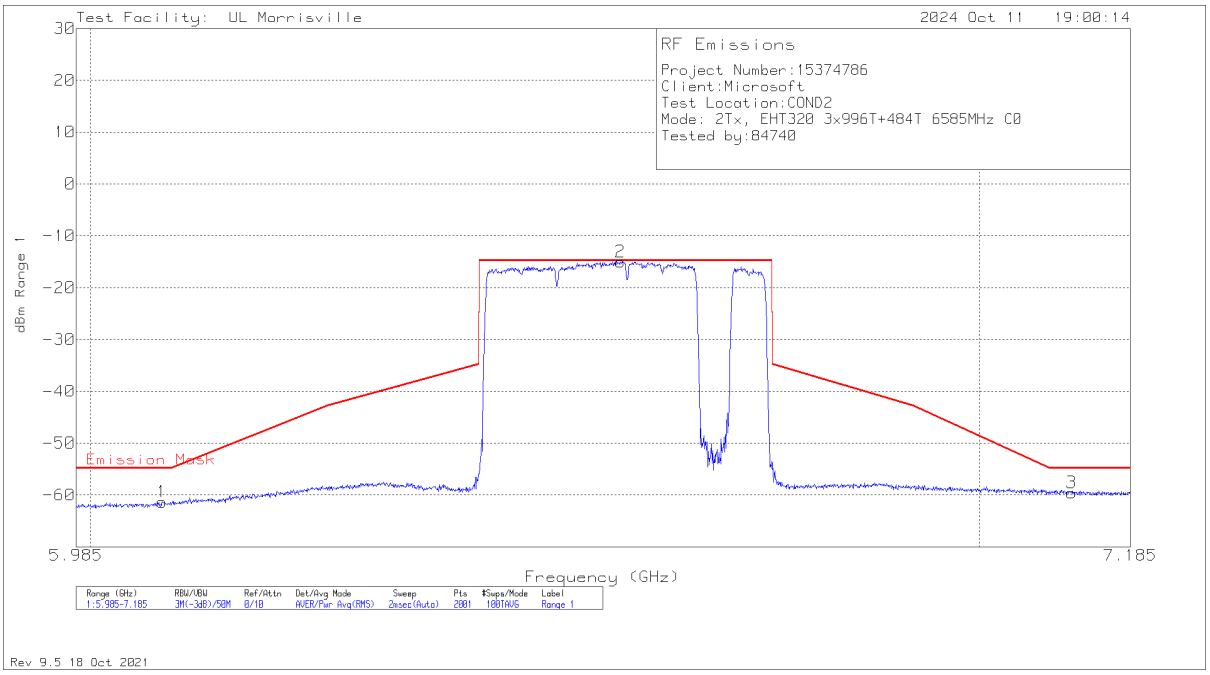

Marker	Frequency (GHz)	Meter Reading (dBm)	Det	Atten	EUT CBL	Corrected Reading dBm	Emission Mask	Margin (dB)
1	6.075	-77.33	RMS	13.7	2.3	-61.33	-54.81	-6.52
2	6.5772	-31.5	RMS	13.9	2.6	-15	-14.81	-.19
3	7.1121	-76.25	RMS	14.1	2.6	-59.55	-54.81	-4.74

RMS - RMS detection

UL LLC
12 Laboratory Drive, Research Triangle Park, NC 27709; USA TEL:(919)549-1400
This report shall not be reproduced except in full, without the written approval of UL LLC

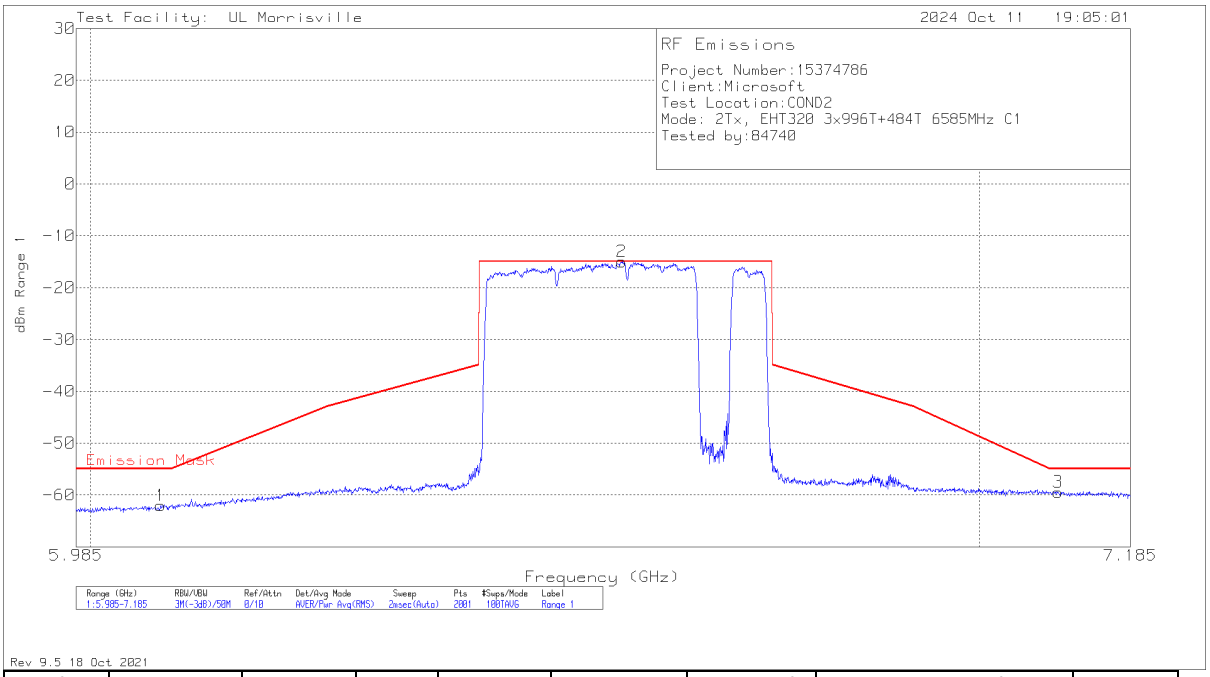

Marker	Frequency (GHz)	Meter Reading (dBm)	Det	Atten	EUT CBL	Corrected Reading dBm	Emission Mask	Margin (dB)
1	6.0732	-78.02	RMS	13.7	2.3	-62.02	-54.94	-7.08
2	6.5784	-31.48	RMS	13.9	2.6	-14.98	-14.94	-.04
3	7.0956	-76.14	RMS	14.1	2.6	-59.44	-54.94	-4.5

RMS - RMS detection

UL LLC
12 Laboratory Drive, Research Triangle Park, NC 27709; USA TEL:(919)549-1400
This report shall not be reproduced except in full, without the written approval of UL LLC