2TX CHAIN 0 + CHAIN 1 CDD OFDMA MODE: 106T – LOW POWER INDOOR

Test Engineer:	104412/84740, 105900/84740
Test Date:	9/19/2024, 8/6/2024

Bandwidth, Antenna Gain and Limits

Channel	Frequency (MHz)	Directional Gain for Power (dBi)	Directional Gain for PSD (dBi)	e.i.r.p. Power Limit (dBm)	PSD Limit (dBm)
Low	6435	5.20	8.21	24.00	-1.00
Mid	6475	5.20	8.21	24.00	-1.00
High	6515	5.20	8.21	24.00	-1.00

Duty Cycle CF (dB)	0.00	**Included in Calculations of Corr'd PSD**	

Output Power Results

Channel	Frequency (MHz)	Chain 0 Meas Power (dBm)	Chain 1 Meas Power (dBm)	Total Corr'd EIRP (dBm)	Power Limit EIRP (dBm)	Power Margin (dB)
Low	6435	-3.34	-4.07	4.52	24.00	-19.48
Mid	6475	-3.27	-4.07	4.56	24.00	-19.44
High	6515	-3.13	-4.30	4.53	24.00	-19.47

PSD Results

Channel	Frequency (MHz)	Chain 0 Meas PSD (dBm)	Chain 1 Meas PSD (dBm)	Total Corr'd EIRP PSD (dBm)	PSD Limit EIRP (dBm)	PSD Margin (dB)
Low	6435	-14.87	-15.21	-3.81	-1.00	-2.81
Mid	6475	-14.52	-14.54	-3.31	-1.00	-2.31
High	6515	-13.93	-14.57	-3.02	-1.00	-2.02

HIGH CHANNEL CHAIN 0

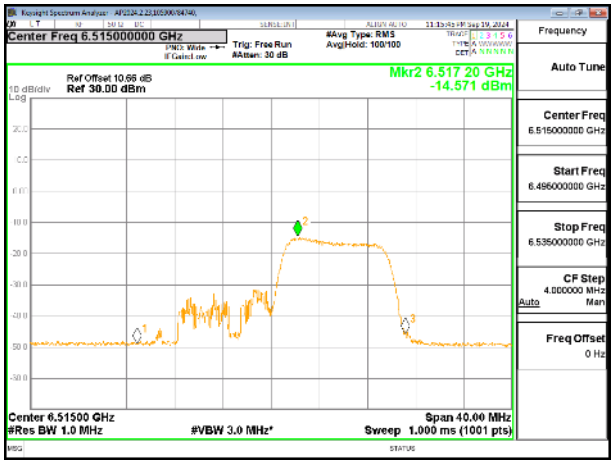

HIGH CHANNEL CHAIN 1

UL LLC
12 Laboratory Drive, Research Triangle Park, NC 27709; USA TEL:(919)549-1400
This report shall not be reproduced except in full, without the written approval of UL LLC

2TX CHAIN 0 + CHAIN 1 CDD OFDMA MODE: 106T+26T – LOW POWER INDOOR

Test Engineer:	104412/84740
Test Date:	8/6/2024

Bandwidth, Antenna Gain and Limits

Channel	Frequency (MHz)	Directional Gain for Power (dBi)	Directional Gain for PSD (dBi)	e.i.r.p. Power Limit (dBm)	PSD Limit (dBm)
Low	6435	5.20	8.21	24.00	-1.00
Mid	6475	5.20	8.21	24.00	-1.00
High	6515	5.20	8.21	24.00	-1.00

Output Power Results

Channel	Frequency (MHz)	Chain 0 Meas Power (dBm)	Chain 1 Meas Power (dBm)	Total Corr'd EIRP (dBm)	Power Limit EIRP (dBm)	Power Margin (dB)
Low	6435	-3.33	-4.06	4.53	24.00	-19.47
Mid	6475	-3.30	-4.13	4.52	24.00	-19.48
High	6515	-3.16	-4.28	4.53	24.00	-19.47

UL LLC
12 Laboratory Drive, Research Triangle Park, NC 27709; USA TEL:(919)549-1400
This report shall not be reproduced except in full, without the written approval of UL LLC

2TX CHAIN 0 + CHAIN 1 CDD OFDMA MODE: 242T – LOW POWER INDOOR

Test Engineer:	104412/84740, 105900/84740
Test Date:	9/19/2024, 8/6/2024

Bandwidth, Antenna Gain and Limits

Channel	Frequency (MHz)	Directional Gain for Power (dBi)	Directional Gain for PSD (dBi)	e.i.r.p. Power Limit (dBm)	PSD Limit (dBm)
Low	6435	5.20	8.21	24.00	-1.00
Mid	6475	5.20	8.21	24.00	-1.00
High	6515	5.20	8.21	24.00	-1.00

Duty Cycle CF (dB)	0.00	**Included in Calculations of Corr'd PSD**	

Output Power Results

Channel	Frequency (MHz)	Chain 0 Meas Power (dBm)	Chain 1 Meas Power (dBm)	Total Corr'd EIRP (dBm)	Power Limit EIRP (dBm)	Power Margin (dB)
Low	6435	-0.99	-1.80	6.83	24.00	-17.17
Mid	6475	-0.97	-1.82	6.84	24.00	-17.16
High	6515	-0.85	-1.82	6.90	24.00	-17.10

PSD Results

Channel	Frequency (MHz)	Chain 0 Meas PSD (dBm)	Chain 1 Meas PSD (dBm)	Total Corr'd EIRP PSD (dBm)	PSD Limit EIRP (dBm)	PSD Margin (dB)
Low	6435	-14.84	-15.19	-3.79	-1.00	-2.79
Mid	6475	-14.55	-14.94	-3.52	-1.00	-2.52
High	6515	-14.40	-15.36	-3.63	-1.00	-2.63

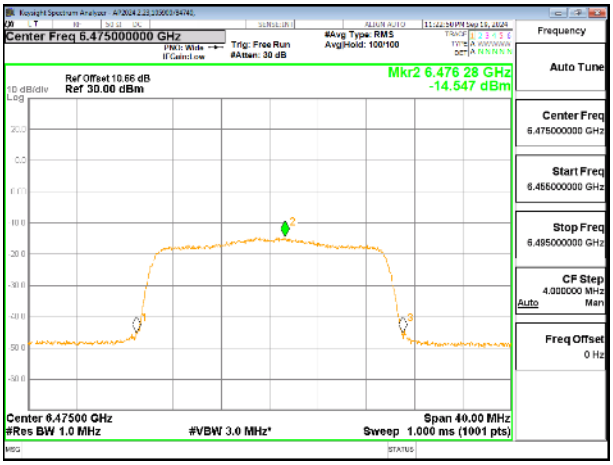

MID CHANNEL CHAIN 0

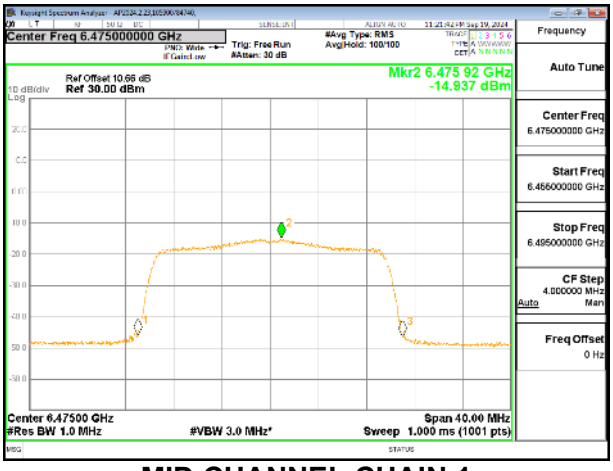

MID CHANNEL CHAIN 1

UL LLC
12 Laboratory Drive, Research Triangle Park, NC 27709; USA TEL:(919)549-1400
This report shall not be reproduced except in full, without the written approval of UL LLC

9.2.21. 802.11be EHT40 MODE 2TX IN THE UNII-6 BAND (LOW GAIN)

2TX CHAIN 0 + CHAIN 1 CDD OFDMA MODE: 484T – LOW POWER INDOOR

Test Engineer:	104412/84740, 105900/84740
Test Date:	9/19/2024, 8/6/2024

Bandwidth, Antenna Gain and Limits

Channel	Frequency (MHz)	Directional Gain for Power (dBi)	Directional Gain for PSD (dBi)	e.i.r.p. Power Limit (dBm)	PSD Limit (dBm)
Low	6445	5.20	8.21	24.00	-1.00
Mid	6485	5.20	8.21	24.00	-1.00
High	6525	5.20	8.21	24.00	-1.00

Duty Cycle CF (dB)	0.00	**Included in Calculations of Corr'd PSD**	

Output Power Results

Channel	Frequency (MHz)	Chain 0 Meas Power (dBm)	Chain 1 Meas Power (dBm)	Total Corr'd EIRP (dBm)	Power Limit EIRP (dBm)	Power Margin (dB)
Low	6445	2.61	1.81	10.44	24.00	-13.56
Mid	6485	2.68	1.79	10.47	24.00	-13.53
High	6525	2.77	1.78	10.51	24.00	-13.49

PSD Results

Channel	Frequency (MHz)	Chain 0 Meas PSD (dBm)	Chain 1 Meas PSD (dBm)	Total Corr'd EIRP PSD (dBm)	PSD Limit EIRP (dBm)	PSD Margin (dB)
Low	6445	-16.04	-16.35	-4.97	-1.00	-3.97
Mid	6485	-15.61	-15.78	-4.47	-1.00	-3.47
High	6525	-15.22	-15.58	-4.17	-1.00	-3.17

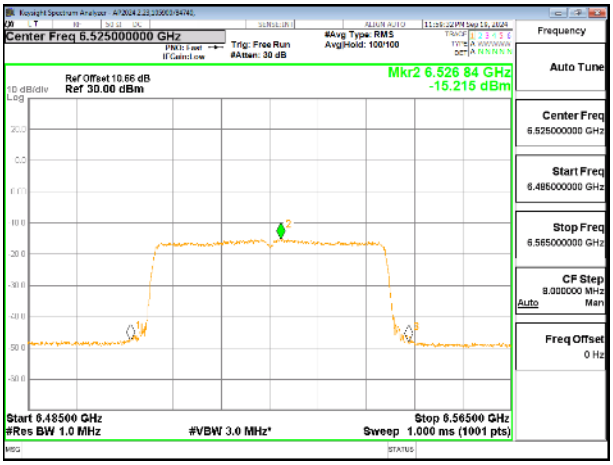

HIGH CHANNEL CHAIN 0

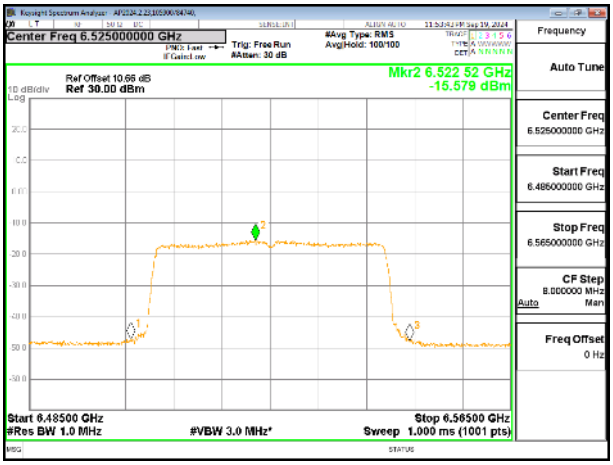

HIGH CHANNEL CHAIN 1

UL LLC
12 Laboratory Drive, Research Triangle Park, NC 27709; USA TEL:(919)549-1400
This report shall not be reproduced except in full, without the written approval of UL LLC

9.2.22. 802.11be EHT80 MODE 2TX IN THE UNII-6 BAND (LOW GAIN)

2TX CHAIN 0 + CHAIN 1 CDD OFDMA MODE: 484T+242T (C) MRU LOW MODE – LOW POWER INDOOR

Test Engineer:	104412/84740
Test Date:	8/6/2024

Bandwidth, Antenna Gain and Limits

Channel	Frequency (MHz)	Directional Gain for Power (dBi)	Directional Gain for PSD (dBi)	e.i.r.p. Power Limit (dBm)	PSD Limit (dBm)
Low	6465	5.20	8.21	24.00	-1.00
High	6545	5.20	8.21	24.00	-1.00

Duty Cycle CF (dB)		**Included in Calculations of Corr'd PSD**	

Output Power Results

Channel	Frequency (MHz)	Chain 0 Meas Power (dBm)	Chain 1 Meas Power (dBm)	Total Corr'd EIRP (dBm)	Power Limit EIRP (dBm)	Power Margin (dB)
Low	6465	2.65	1.87	10.49	24.00	-13.51
High	6545	2.95	1.97	10.70	24.00	-13.30

2TX CHAIN 0 + CHAIN 1 CDD OFDMA MODE: 484T+242T (C) PUNCTURED 0x8 MODE – LOW POWER INDOOR

Test Engineer:	104412/84740
Test Date:	8/6/2024

Bandwidth, Antenna Gain and Limits

Channel	Frequency (MHz)	Directional Gain for Power (dBi)	Directional Gain for PSD (dBi)	e.i.r.p. Power Limit (dBm)	PSD Limit (dBm)
Low	6465	5.20	8.21	24.00	-1.00
High	6545	5.20	8.21	24.00	-1.00

Duty Cycle CF (dB)		**Included in Calculations of Corr'd PSD**	

Output Power Results

Channel	Frequency (MHz)	Chain 0 Meas Power (dBm)	Chain 1 Meas Power (dBm)	Total Corr'd EIRP (dBm)	Power Limit EIRP (dBm)	Power Margin (dB)
Low	6465	2.29	1.60	10.17	24.00	-13.83
High	6545	2.44	1.42	10.17	24.00	-13.83

UL LLC
12 Laboratory Drive, Research Triangle Park, NC 27709; USA TEL:(919)549-1400
This report shall not be reproduced except in full, without the written approval of UL LLC

2TX CHAIN 0 + CHAIN 1 CDD OFDMA MODE: 484T+242T (C) MRU HIGH MODE – LOW POWER INDOOR

Test Engineer:	104412/84740
Test Date:	8/6/2024

Bandwidth, Antenna Gain and Limits

Channel	Frequency (MHz)	Directional Gain for Power (dBi)	Directional Gain for PSD (dBi)	e.i.r.p. Power Limit (dBm)	PSD Limit (dBm)
Low	6465	5.20	8.21	24.00	-1.00
High	6545	5.20	8.21	24.00	-1.00

Duty Cycle CF (dB)		**Included in Calculations of Corr'd PSD**	

Output Power Results

Channel	Frequency (MHz)	Chain 0 Meas Power (dBm)	Chain 1 Meas Power (dBm)	Total Corr'd EIRP (dBm)	Power Limit EIRP (dBm)	Power Margin (dB)
Low	6465	2.80	2.05	10.65	24.00	-13.35
High	6545	2.96	1.98	10.71	24.00	-13.29

2TX CHAIN 0 + CHAIN 1 CDD OFDMA MODE: 484T+242T (C) PUNCTURED 0x1 MODE – LOW POWER INDOOR

Test Engineer:	104412/84740
Test Date:	8/6/2024

Bandwidth, Antenna Gain and Limits

Channel	Frequency (MHz)	Directional Gain for Power (dBi)	Directional Gain for PSD (dBi)	e.i.r.p. Power Limit (dBm)	PSD Limit (dBm)
Low	6465	5.20	8.21	24.00	-1.00
High	6545	5.20	8.21	24.00	-1.00

Duty Cycle CF (dB)		**Included in Calculations of Corr'd PSD**	

Output Power Results

Channel	Frequency (MHz)	Chain 0 Meas Power (dBm)	Chain 1 Meas Power (dBm)	Total Corr'd EIRP (dBm)	Power Limit EIRP (dBm)	Power Margin (dB)
Low	6465	2.21	1.44	10.05	24.00	-13.95
High	6545	2.46	1.48	10.21	24.00	-13.79

UL LLC
12 Laboratory Drive, Research Triangle Park, NC 27709; USA TEL:(919)549-1400
This report shall not be reproduced except in full, without the written approval of UL LLC

2TX CHAIN 0 + CHAIN 1 CDD OFDMA MODE: 242T+484T (NON-CONTIGUOUS) MRU MODE – LOW POWER INDOOR

Test Engineer:	104412/84740
Test Date:	8/6/2024

Bandwidth, Antenna Gain and Limits

Channel	Frequency (MHz)	Directional Gain for Power (dBi)	Directional Gain for PSD (dBi)	e.i.r.p. Power Limit (dBm)	PSD Limit (dBm)
Low	6465	5.20	8.21	24.00	-1.00
High	6545	5.20	8.21	24.00	-1.00

Output Power Results

Channel	Frequency (MHz)	Chain 0 Meas Power (dBm)	Chain 1 Meas Power (dBm)	Total Corr'd EIRP (dBm)	Power Limit EIRP (dBm)	Power Margin (dB)
Low	6465	2.73	1.98	10.58	24.00	-13.42
High	6545	2.92	1.96	10.68	24.00	-13.32

2TX CHAIN 0 + CHAIN 1 CDD OFDMA MODE: 242T+484T (NON-CONTIGUOUS) PUNCTURED 0x2 MODE – LOW POWER INDOOR

Test Engineer:	104412/84740
Test Date:	8/6/2024

Bandwidth, Antenna Gain and Limits

Channel	Frequency (MHz)	Directional Gain for Power (dBi)	Directional Gain for PSD (dBi)	e.i.r.p. Power Limit (dBm)	PSD Limit (dBm)
Low	6465	5.20	8.21	24.00	-1.00
High	6545	5.20	8.21	24.00	-1.00

Output Power Results

Channel	Frequency (MHz)	Chain 0 Meas Power (dBm)	Chain 1 Meas Power (dBm)	Total Corr'd EIRP (dBm)	Power Limit EIRP (dBm)	Power Margin (dB)
Low	6465	2.34	1.58	10.19	24.00	-13.81
High	6545	1.92	0.94	9.67	24.00	-14.33

UL LLC
12 Laboratory Drive, Research Triangle Park, NC 27709; USA TEL:(919)549-1400
This report shall not be reproduced except in full, without the written approval of UL LLC

2TX CHAIN 0 + CHAIN 1 CDD OFDMA MODE: 484T+242T (NON-CONTIGUOUS) MRU MODE – LOW POWER INDOOR

Test Engineer:	104412/84740
Test Date:	8/6/2024

Bandwidth, Antenna Gain and Limits

Channel	Frequency (MHz)	Directional Gain for Power (dBi)	Directional Gain for PSD (dBi)	e.i.r.p. Power Limit (dBm)	PSD Limit (dBm)
Low	6465	5.20	8.21	24.00	-1.00
High	6545	5.20	8.21	24.00	-1.00

Output Power Results

Channel	Frequency (MHz)	Chain 0 Meas Power (dBm)	Chain 1 Meas Power (dBm)	Total Corr'd EIRP (dBm)	Power Limit EIRP (dBm)	Power Margin (dB)
Low	6465	2.70	1.94	10.55	24.00	-13.45
High	6545	2.47	1.51	10.23	24.00	-13.77

2TX CHAIN 0 + CHAIN 1 CDD OFDMA MODE: 484T+242T (NON-CONTIGUOUS) PUNCTURED 0x4 MODE – LOW POWER INDOOR

Test Engineer:	104412/84740
Test Date:	8/6/2024

Bandwidth, Antenna Gain and Limits

Channel	Frequency (MHz)	Directional Gain for Power (dBi)	Directional Gain for PSD (dBi)	e.i.r.p. Power Limit (dBm)	PSD Limit (dBm)
Low	6465	5.20	8.21	24.00	-1.00
High	6545	5.20	8.21	24.00	-1.00

Output Power Results

Channel	Frequency (MHz)	Chain 0 Meas Power (dBm)	Chain 1 Meas Power (dBm)	Total Corr'd EIRP (dBm)	Power Limit EIRP (dBm)	Power Margin (dB)
Low	6465	2.27	1.52	10.12	24.00	-13.88
High	6545	2.01	1.06	9.77	24.00	-14.23

UL LLC
12 Laboratory Drive, Research Triangle Park, NC 27709; USA TEL:(919)549-1400
This report shall not be reproduced except in full, without the written approval of UL LLC

2TX CHAIN 0 + CHAIN 1 CDD OFDMA MODE: 996T – LOW POWER INDOOR

Test Engineer:	104412/84740, 105900/84740, 84740
Test Date:	9/20/2024, 8/6/2024, 9/25/2024

Bandwidth, Antenna Gain and Limits

Channel	Frequency (MHz)	Directional Gain for Power (dBi)	Directional Gain for PSD (dBi)	e.i.r.p. Power Limit (dBm)	PSD Limit (dBm)
Low	6465	5.20	8.21	24.00	-1.00
High	6545	5.20	8.21	24.00	-1.00

Duty Cycle CF (dB)	0.09	**Included in Calculations of Corr'd PSD**	

Output Power Results

Channel	Frequency (MHz)	Chain 0 Meas Power (dBm)	Chain 1 Meas Power (dBm)	Total Corr'd EIRP (dBm)	Power Limit EIRP (dBm)	Power Margin (dB)
Low	6465	5.81	5.82	14.03	24.00	-9.97
High	6545	5.11	5.18	13.36	24.00	-10.64

PSD Results

Channel	Frequency (MHz)	Chain 0 Meas PSD (dBm)	Chain 1 Meas PSD (dBm)	Total Corr'd EIRP PSD (dBm)	PSD Limit EIRP (dBm)	PSD Margin (dB)
Low	6465	-15.34	-15.35	-4.03	-1.00	-3.03
High	6545	-12.72	-12.93	-1.51	-1.00	-0.51

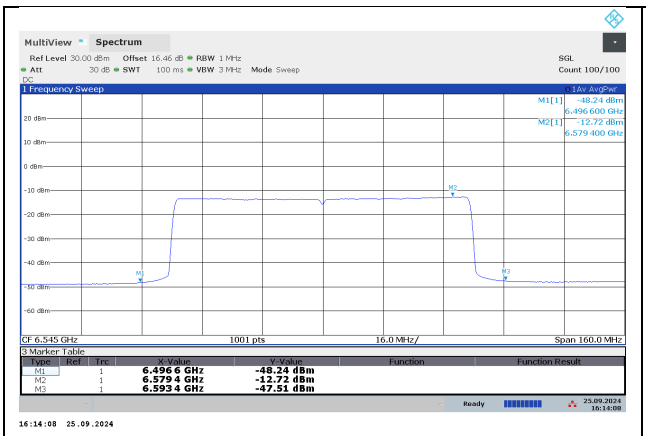

HIGH CHANNEL CHAIN 0

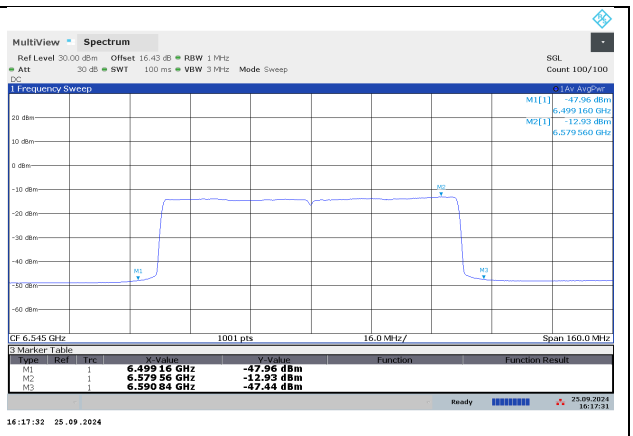

HIGH CHANNEL CHAIN 1

UL LLC
12 Laboratory Drive, Research Triangle Park, NC 27709; USA TEL:(919)549-1400
This report shall not be reproduced except in full, without the written approval of UL LLC

9.2.23. 802.11be EHT160 MODE 2TX IN THE UNII-6 BAND (LOW GAIN)

2TX CHAIN 0 + CHAIN 1 CDD OFDMA MODE: 996T+484T (C) MRU LOW MODE– LOW POWER INDOOR

Test Engineer:	104412/84740
Test Date:	8/6/2024

Bandwidth, Antenna Gain and Limits

Channel	Frequency (MHz)	Directional Gain for Power (dBi)	Directional Gain for PSD (dBi)	e.i.r.p. Power Limit (dBm)	PSD Limit (dBm)
Mid	6505	5.20	8.21	24.00	-1.00

Output Power Results

Channel	Frequency (MHz)	Chain 0 Meas Power (dBm)	Chain 1 Meas Power (dBm)	Total Corr'd EIRP (dBm)	Power Limit EIRP (dBm)	Power Margin (dB)
Mid	6505	5.40	5.55	13.69	24.00	-10.31

2TX CHAIN 0 + CHAIN 1 CDD OFDMA MODE: 996T+484T (C) PUNCTURED 0xC0 MODE– LOW POWER INDOOR

Test Engineer:	104412/84740
Test Date:	8/6/2024

Bandwidth, Antenna Gain and Limits

Channel	Frequency (MHz)	Directional Gain for Power (dBi)	Directional Gain for PSD (dBi)	e.i.r.p. Power Limit (dBm)	PSD Limit (dBm)
Mid	6505	5.20	8.21	24.00	-1.00

Output Power Results

Channel	Frequency (MHz)	Chain 0 Meas Power (dBm)	Chain 1 Meas Power (dBm)	Total Corr'd EIRP (dBm)	Power Limit EIRP (dBm)	Power Margin (dB)
Mid	6505	5.05	5.20	13.34	24.00	-10.66

UL LLC
12 Laboratory Drive, Research Triangle Park, NC 27709; USA TEL:(919)549-1400
This report shall not be reproduced except in full, without the written approval of UL LLC

2TX CHAIN 0 + CHAIN 1 CDD OFDMA MODE: 996T+484T (C) MRU HIGH MODE – LOW POWER INDOOR

Test Engineer:	104412/84740
Test Date:	8/6/2024

Bandwidth, Antenna Gain and Limits

Channel	Frequency (MHz)	Directional Gain for Power (dBi)	Directional Gain for PSD (dBi)	e.i.r.p. Power Limit (dBm)	PSD Limit (dBm)
Mid	6505	5.20	8.21	24.00	-1.00

Output Power Results

Channel	Frequency (MHz)	Chain 0 Meas Power (dBm)	Chain 1 Meas Power (dBm)	Total Corr'd EIRP (dBm)	Power Limit EIRP (dBm)	Power Margin (dB)
Mid	6505	5.34	5.50	13.63	24.00	-10.37

2TX CHAIN 0 + CHAIN 1 CDD OFDMA MODE: 996T+484T (C) PUNCTURED 0x03 MODE – LOW POWER INDOOR

Test Engineer:	104412/84740
Test Date:	8/6/2024

Bandwidth, Antenna Gain and Limits

Channel	Frequency (MHz)	Directional Gain for Power (dBi)	Directional Gain for PSD (dBi)	e.i.r.p. Power Limit (dBm)	PSD Limit (dBm)
Mid	6505	5.20	8.21	24.00	-1.00

Output Power Results

Channel	Frequency (MHz)	Chain 0 Meas Power (dBm)	Chain 1 Meas Power (dBm)	Total Corr'd EIRP (dBm)	Power Limit EIRP (dBm)	Power Margin (dB)
Mid	6505	4.94	5.05	13.21	24.00	-10.79

UL LLC
12 Laboratory Drive, Research Triangle Park, NC 27709; USA TEL:(919)549-1400
This report shall not be reproduced except in full, without the written approval of UL LLC

2TX CHAIN 0 + CHAIN 1 CDD OFDMA MODE: 996T+484T (NON-CONTIGUOUS) – LOW POWER INDOOR

Test Engineer:	104412/84740
Test Date:	8/6/2024

Bandwidth, Antenna Gain and Limits

Channel	Frequency (MHz)	Directional Gain for Power (dBi)	Directional Gain for PSD (dBi)	e.i.r.p. Power Limit (dBm)	PSD Limit (dBm)
Mid	6505	5.20	8.21	24.00	-1.00

Output Power Results

Channel	Frequency (MHz)	Chain 0 Meas Power (dBm)	Chain 1 Meas Power (dBm)	Total Corr'd EIRP (dBm)	Power Limit EIRP (dBm)	Power Margin (dB)
Mid	6505	5.47	5.61	13.75	24.00	-10.25

2TX CHAIN 0 + CHAIN 1 CDD OFDMA MODE: 996T+484T (NON-CONTIGUOUS 2) – LOW POWER INDOOR

Test Engineer:	104412/84740
Test Date:	8/6/2024

Bandwidth, Antenna Gain and Limits

Channel	Frequency (MHz)	Directional Gain for Power (dBi)	Directional Gain for PSD (dBi)	e.i.r.p. Power Limit (dBm)	PSD Limit (dBm)
Mid	6505	5.20	8.21	24.00	-1.00

Output Power Results

Channel	Frequency (MHz)	Chain 0 Meas Power (dBm)	Chain 1 Meas Power (dBm)	Total Corr'd EIRP (dBm)	Power Limit EIRP (dBm)	Power Margin (dB)
Mid	6505	5.00	5.12	13.27	24.00	-10.73

UL LLC
12 Laboratory Drive, Research Triangle Park, NC 27709; USA TEL:(919)549-1400
This report shall not be reproduced except in full, without the written approval of UL LLC

2TX CHAIN 0 + CHAIN 1 CDD OFDMA MODE: 484T+996T (NON-CONTIGUOUS) – LOW POWER INDOOR

Test Engineer:	104412/84740
Test Date:	8/6/2024

Bandwidth, Antenna Gain and Limits

Channel	Frequency (MHz)	Directional Gain for Power (dBi)	Directional Gain for PSD (dBi)	e.i.r.p. Power Limit (dBm)	PSD Limit (dBm)
Mid	6505	5.20	8.21	24.00	-1.00

Output Power Results

Channel	Frequency (MHz)	Chain 0 Meas Power (dBm)	Chain 1 Meas Power (dBm)	Total Corr'd EIRP (dBm)	Power Limit EIRP (dBm)	Power Margin (dB)
Mid	6505	5.39	5.52	13.67	24.00	-10.33

2TX CHAIN 0 + CHAIN 1 CDD OFDMA MODE: 484T+996T (NON-CONTIGUOUS) PUNCTURED 0x0C MODE – LOW POWER INDOOR

Test Engineer:	104412/84740
Test Date:	8/6/2024

Bandwidth, Antenna Gain and Limits

Channel	Frequency (MHz)	Directional Gain for Power (dBi)	Directional Gain for PSD (dBi)	e.i.r.p. Power Limit (dBm)	PSD Limit (dBm)
Mid	6505	5.20	8.21	24.00	-1.00

Output Power Results

Channel	Frequency (MHz)	Chain 0 Meas Power (dBm)	Chain 1 Meas Power (dBm)	Total Corr'd EIRP (dBm)	Power Limit EIRP (dBm)	Power Margin (dB)
Mid	6505	4.94	5.08	13.22	24.00	-10.78

UL LLC
12 Laboratory Drive, Research Triangle Park, NC 27709; USA TEL:(919)549-1400
This report shall not be reproduced except in full, without the written approval of UL LLC

2TX CHAIN 0 + CHAIN 1 CDD OFDMA MODE: 996T+484T+242T (C) PUNCTURED 0x80 MODE – LOW POWER INDOOR

Test Engineer:	104412/84740
Test Date:	8/6/2024

Bandwidth, Antenna Gain and Limits

Channel	Frequency (MHz)	Directional Gain for Power (dBi)	Directional Gain for PSD (dBi)	e.i.r.p. Power Limit (dBm)	PSD Limit (dBm)
Mid	6505	5.20	8.21	24.00	-1.00

Output Power Results

Channel	Frequency (MHz)	Chain 0 Meas Power (dBm)	Chain 1 Meas Power (dBm)	Total Corr'd EIRP (dBm)	Power Limit EIRP (dBm)	Power Margin (dB)
Mid	6505	5.00	5.20	13.31	24.00	-10.69

2TX CHAIN 0 + CHAIN 1 CDD OFDMA MODE: 996T+484T+242T (C) PUNCTURED 0x01 MODE – LOW POWER INDOOR

Test Engineer:	104412/84740
Test Date:	8/6/2024

Bandwidth, Antenna Gain and Limits

Channel	Frequency (MHz)	Directional Gain for Power (dBi)	Directional Gain for PSD (dBi)	e.i.r.p. Power Limit (dBm)	PSD Limit (dBm)
Mid	6505	5.20	8.21	24.00	-1.00

Output Power Results

Channel	Frequency (MHz)	Chain 0 Meas Power (dBm)	Chain 1 Meas Power (dBm)	Total Corr'd EIRP (dBm)	Power Limit EIRP (dBm)	Power Margin (dB)
Mid	6505	5.00	5.13	13.28	24.00	-10.72

UL LLC
12 Laboratory Drive, Research Triangle Park, NC 27709; USA TEL:(919)549-1400
This report shall not be reproduced except in full, without the written approval of UL LLC

2TX CHAIN 0 + CHAIN 1 CDD OFDMA MODE: 996T+484T+242T (NON-CONTIGUOUS) – LOW POWER INDOOR

Test Engineer:	104412/84740
Test Date:	8/6/2024

Bandwidth, Antenna Gain and Limits

Channel	Frequency (MHz)	Directional Gain for Power (dBi)	Directional Gain for PSD (dBi)	e.i.r.p. Power Limit (dBm)	PSD Limit (dBm)
Mid	6505	5.20	8.21	24.00	-1.00

Output Power Results

Channel	Frequency (MHz)	Chain 0 Meas Power (dBm)	Chain 1 Meas Power (dBm)	Total Corr'd EIRP (dBm)	Power Limit EIRP (dBm)	Power Margin (dB)
Mid	6505	5.04	5.20	13.33	24.00	-10.67

2TX CHAIN 0 + CHAIN 1 CDD OFDMA MODE: 996T+242T+484T (NON-CONTIGUOUS) – LOW POWER INDOOR

Test Engineer:	104412/84740
Test Date:	8/6/2024

Bandwidth, Antenna Gain and Limits

Channel	Frequency (MHz)	Directional Gain for Power (dBi)	Directional Gain for PSD (dBi)	e.i.r.p. Power Limit (dBm)	PSD Limit (dBm)
Mid	6505	5.20	8.21	24.00	-1.00

Output Power Results

Channel	Frequency (MHz)	Chain 0 Meas Power (dBm)	Chain 1 Meas Power (dBm)	Total Corr'd EIRP (dBm)	Power Limit EIRP (dBm)	Power Margin (dB)
Mid	6505	5.05	5.19	13.33	24.00	-10.67

UL LLC
12 Laboratory Drive, Research Triangle Park, NC 27709; USA TEL:(919)549-1400
This report shall not be reproduced except in full, without the written approval of UL LLC

2TX CHAIN 0 + CHAIN 1 CDD OFDMA MODE: 996T+242T+484T (NON-CONTIGUOUS 2) – LOW POWER INDOOR

Test Engineer:	104412/84740
Test Date:	8/6/2024

Bandwidth, Antenna Gain and Limits

Channel	Frequency (MHz)	Directional Gain for Power (dBi)	Directional Gain for PSD (dBi)	e.i.r.p. Power Limit (dBm)	PSD Limit (dBm)
Mid	6505	5.20	8.21	24.00	-1.00

Output Power Results

Channel	Frequency (MHz)	Chain 0 Meas Power (dBm)	Chain 1 Meas Power (dBm)	Total Corr'd EIRP (dBm)	Power Limit EIRP (dBm)	Power Margin (dB)
Mid	6505	5.05	5.15	13.31	24.00	-10.69

2TX CHAIN 0 + CHAIN 1 CDD OFDMA MODE: 242T+484T+996T (NON-CONTIGUOUS) – LOW POWER INDOOR

Test Engineer:	104412/84740
Test Date:	8/6/2024

Bandwidth, Antenna Gain and Limits

Channel	Frequency (MHz)	Directional Gain for Power (dBi)	Directional Gain for PSD (dBi)	e.i.r.p. Power Limit (dBm)	PSD Limit (dBm)
Mid	6505	5.20	8.21	24.00	-1.00

Output Power Results

Channel	Frequency (MHz)	Chain 0 Meas Power (dBm)	Chain 1 Meas Power (dBm)	Total Corr'd EIRP (dBm)	Power Limit EIRP (dBm)	Power Margin (dB)
Mid	6505	4.97	5.12	13.26	24.00	-10.74

UL LLC
12 Laboratory Drive, Research Triangle Park, NC 27709; USA TEL:(919)549-1400
This report shall not be reproduced except in full, without the written approval of UL LLC

2TX CHAIN 0 + CHAIN 1 CDD OFDMA MODE: 484T+242T+996T (NON-CONTIGUOUS) – LOW POWER INDOOR

Test Engineer:	104412/84740
Test Date:	8/6/2024

Bandwidth, Antenna Gain and Limits

Channel	Frequency (MHz)	Directional Gain for Power (dBi)	Directional Gain for PSD (dBi)	e.i.r.p. Power Limit (dBm)	PSD Limit (dBm)
Mid	6505	5.20	8.21	24.00	-1.00

Output Power Results

Channel	Frequency (MHz)	Chain 0 Meas Power (dBm)	Chain 1 Meas Power (dBm)	Total Corr'd EIRP (dBm)	Power Limit EIRP (dBm)	Power Margin (dB)
Mid	6505	4.90	5.08	13.20	24.00	-10.80

2TX CHAIN 0 + CHAIN 1 CDD OFDMA MODE: 484T+242T+996T (NON-CONTIGUOUS 2) – LOW POWER INDOOR

Test Engineer:	104412/84740
Test Date:	8/6/2024

Bandwidth, Antenna Gain and Limits

Channel	Frequency (MHz)	Directional Gain for Power (dBi)	Directional Gain for PSD (dBi)	e.i.r.p. Power Limit (dBm)	PSD Limit (dBm)
Mid	6505	5.20	8.21	24.00	-1.00

Output Power Results

Channel	Frequency (MHz)	Chain 0 Meas Power (dBm)	Chain 1 Meas Power (dBm)	Total Corr'd EIRP (dBm)	Power Limit EIRP (dBm)	Power Margin (dB)
Mid	6505	4.98	5.11	13.26	24.00	-10.74

UL LLC
12 Laboratory Drive, Research Triangle Park, NC 27709; USA TEL:(919)549-1400
This report shall not be reproduced except in full, without the written approval of UL LLC

2TX CHAIN 0 + CHAIN 1 CDD OFDMA MODE: 2x996T – LOW POWER INDOOR

Test Engineer:	104412/84740, 105900/84740
Test Date:	9/20/2024, 8/6/2024

Bandwidth, Antenna Gain and Limits

Channel	Frequency (MHz)	Directional Gain for Power (dBi)	Directional Gain for PSD (dBi)	e.i.r.p. Power Limit (dBm)	PSD Limit (dBm)
Mid	6505	5.20	8.21	24.00	-1.00

Duty Cycle CF (dB)	0.00	**Included in Calculations of Corr'd PSD**	

Output Power Results

Channel	Frequency (MHz)	Chain 0 Meas Power (dBm)	Chain 1 Meas Power (dBm)	Total Corr'd EIRP (dBm)	Power Limit EIRP (dBm)	Power Margin (dB)
Mid	6505	8.13	8.26	16.41	24.00	-7.59

PSD Results

Channel	Frequency (MHz)	Chain 0 Meas PSD (dBm)	Chain 1 Meas PSD (dBm)	Total Corr'd EIRP PSD (dBm)	PSD Limit EIRP (dBm)	PSD Margin (dB)
Mid	6505	-15.69	-15.03	-4.13	-1.00	-3.13

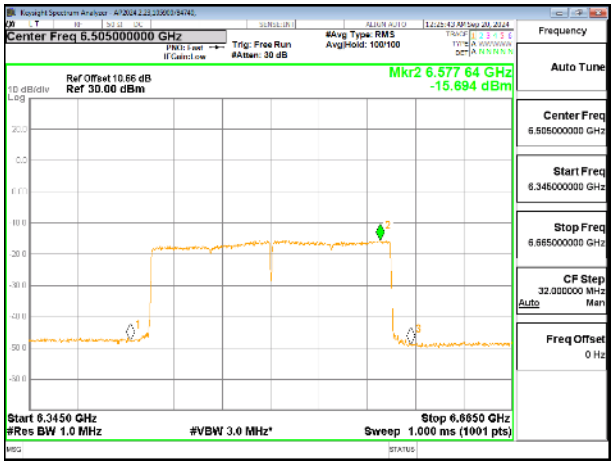

MID CHANNEL CHAIN 0

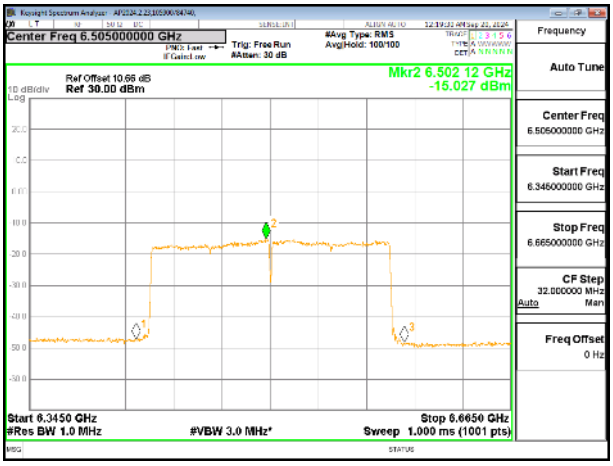

MID CHANNEL CHAIN 1

UL LLC
12 Laboratory Drive, Research Triangle Park, NC 27709; USA TEL:(919)549-1400
This report shall not be reproduced except in full, without the written approval of UL LLC

9.2.24. 802.11be EHT320 MODE 2TX IN THE UNII-6 BAND (LOW GAIN)

2TX CHAIN 0 + CHAIN 1 CDD OFDMA MODE: 2x996T+484T (CONTIGUOUS LOW MRU 6) – LOW POWER INDOOR

Test Engineer:	104412/84740
Test Date:	8/6/2024

Bandwidth, Antenna Gain and Limits

Channel	Frequency (MHz)	Directional Gain for Power (dBi)	Directional Gain for PSD (dBi)	EIRP Power Limit (dBm)	PSD Limit (dBm)
Low	6425	5.20	8.21	24.00	-1.00
High	6585	5.20	8.21	24.00	-1.00

Output Power Results

Channel	Frequency (MHz)	Chain 0 Meas Power (dBm)	Chain 1 Meas Power (dBm)	Total Corr'd EIRP (dBm)	Power Limit EIRP (dBm)	Power Margin (dB)
Low	6425	8.49	8.37	16.64	24.00	-7.36
High	6585	7.99	8.31	16.36	24.00	-7.64

2TX CHAIN 0 + CHAIN 1 CDD OFDMA MODE: 2x996T+484T (CONTIGUOUS LOW MRU1) – LOW POWER INDOOR

Test Engineer:	104412/84740
Test Date:	8/6/2024

Bandwidth, Antenna Gain and Limits

Channel	Frequency (MHz)	Directional Gain for Power (dBi)	Directional Gain for PSD (dBi)	EIRP Power Limit (dBm)	PSD Limit (dBm)
Low	6425	5.20	8.21	24.00	-1.00
High	6585	5.20	8.21	24.00	-1.00

Output Power Results

Channel	Frequency (MHz)	Chain 0 Meas Power (dBm)	Chain 1 Meas Power (dBm)	Total Corr'd EIRP (dBm)	Power Limit EIRP (dBm)	Power Margin (dB)
Low	6425	6.77	5.74	14.50	24.00	-9.50
High	6585	6.82	6.06	14.67	24.00	-9.33

UL LLC
12 Laboratory Drive, Research Triangle Park, NC 27709; USA TEL:(919)549-1400
This report shall not be reproduced except in full, without the written approval of UL LLC

2TX CHAIN 0 + CHAIN 1 CDD OFDMA MODE: 2x996T+484T (CONTIGUOUS HIGH MRU 7) – LOW POWER INDOOR

Test Engineer:	104412/84740
Test Date:	8/6/2024

Bandwidth, Antenna Gain and Limits

Channel	Frequency (MHz)	Directional Gain for Power (dBi)	Directional Gain for PSD (dBi)	EIRP Power Limit (dBm)	PSD Limit (dBm)
Low	6425	5.20	8.21	24.00	-1.00
High	6585	5.20	8.21	24.00	-1.00

Output Power Results

Channel	Frequency (MHz)	Chain 0 Meas Power (dBm)	Chain 1 Meas Power (dBm)	Total Corr'd EIRP (dBm)	Power Limit EIRP (dBm)	Power Margin (dB)
Low	6425	8.45	8.47	16.67	24.00	-7.33
High	6585	8.43	8.46	16.66	24.00	-7.34

2TX CHAIN 0 + CHAIN 1 CDD OFDMA MODE: 2x996T+484T (CONTIGUOUS HIGH MRU12) – LOW POWER INDOOR

Test Engineer:	104412/84740
Test Date:	8/6/2024

Bandwidth, Antenna Gain and Limits

Channel	Frequency (MHz)	Directional Gain for Power (dBi)	Directional Gain for PSD (dBi)	EIRP Power Limit (dBm)	PSD Limit (dBm)
Low	6425	5.20	8.21	24.00	-1.00
High	6585	5.20	8.21	24.00	-1.00

Output Power Results

Channel	Frequency (MHz)	Chain 0 Meas Power (dBm)	Chain 1 Meas Power (dBm)	Total Corr'd EIRP (dBm)	Power Limit EIRP (dBm)	Power Margin (dB)
Low	6425	8.42	7.91	16.38	24.00	-7.62
High	6585	8.54	8.08	16.53	24.00	-7.47

UL LLC
12 Laboratory Drive, Research Triangle Park, NC 27709; USA TEL:(919)549-1400
This report shall not be reproduced except in full, without the written approval of UL LLC

2TX CHAIN 0 + CHAIN 1 CDD OFDMA MODE: 2x996T+484T (NON-CONTIGUOUS LOW MRU5) – LOW POWER INDOOR

Test Engineer:	104412/84740
Test Date:	8/6/2024

Bandwidth, Antenna Gain and Limits

Channel	Frequency (MHz)	Directional Gain for Power (dBi)	Directional Gain for PSD (dBi)	EIRP Power Limit (dBm)	PSD Limit (dBm)
Low	6425	5.20	8.21	24.00	-1.00
High	6585	5.20	8.21	24.00	-1.00

Output Power Results

Channel	Frequency (MHz)	Chain 0 Meas Power (dBm)	Chain 1 Meas Power (dBm)	Total Corr'd EIRP (dBm)	Power Limit EIRP (dBm)	Power Margin (dB)
Low	6425	7.98	8.13	16.27	24.00	-7.73
High	6585	8.17	8.42	16.51	24.00	-7.49

2TX CHAIN 0 + CHAIN 1 CDD OFDMA MODE: 2x996T+484T (NON-CONTIGUOUS HIGH MRU11) – LOW POWER INDOOR

Test Engineer:	104412/84740
Test Date:	8/6/2024

Bandwidth, Antenna Gain and Limits

Channel	Frequency (MHz)	Directional Gain for Power (dBi)	Directional Gain for PSD (dBi)	EIRP Power Limit (dBm)	PSD Limit (dBm)
Low	6425	5.20	8.21	24.00	-1.00
High	6585	5.20	8.21	24.00	-1.00

Output Power Results

Channel	Frequency (MHz)	Chain 0 Meas Power (dBm)	Chain 1 Meas Power (dBm)	Total Corr'd EIRP (dBm)	Power Limit EIRP (dBm)	Power Margin (dB)
Low	6425	8.55	7.93	16.46	24.00	-7.54
High	6585	8.59	8.24	16.63	24.00	-7.37

UL LLC
12 Laboratory Drive, Research Triangle Park, NC 27709; USA TEL:(919)549-1400
This report shall not be reproduced except in full, without the written approval of UL LLC

2TX CHAIN 0 + CHAIN 1 CDD OFDMA MODE: 484T+2x996T (NON-CONTIGUOUS) – LOW POWER INDOOR

Test Engineer:	104412/84740
Test Date:	8/6/2024

Bandwidth, Antenna Gain and Limits

Channel	Frequency (MHz)	Directional Gain for Power (dBi)	Directional Gain for PSD (dBi)	EIRP Power Limit (dBm)	PSD Limit (dBm)
Low	6425	5.20	8.21	24.00	-1.00
High	6585	5.20	8.21	24.00	-1.00

Output Power Results

Channel	Frequency (MHz)	Chain 0 Meas Power (dBm)	Chain 1 Meas Power (dBm)	Total Corr'd EIRP (dBm)	Power Limit EIRP (dBm)	Power Margin (dB)
Low	6425	7.89	8.15	16.23	24.00	-7.77
High	6585	8.20	8.36	16.49	24.00	-7.51

2TX CHAIN 0 + CHAIN 1 CDD OFDMA MODE: 484T+2x996T (NON-CONTIGUOUS 2) – LOW POWER INDOOR

Test Engineer:	104412/84740
Test Date:	8/6/2024

Bandwidth, Antenna Gain and Limits

Channel	Frequency (MHz)	Directional Gain for Power (dBi)	Directional Gain for PSD (dBi)	EIRP Power Limit (dBm)	PSD Limit (dBm)
Low	6425	5.20	8.21	24.00	-1.00
High	6585	5.20	8.21	24.00	-1.00

Output Power Results

Channel	Frequency (MHz)	Chain 0 Meas Power (dBm)	Chain 1 Meas Power (dBm)	Total Corr'd EIRP (dBm)	Power Limit EIRP (dBm)	Power Margin (dB)
Low	6425	8.44	7.74	16.31	24.00	-7.69
High	6585	8.54	8.11	16.54	24.00	-7.46

UL LLC
12 Laboratory Drive, Research Triangle Park, NC 27709; USA TEL:(919)549-1400
This report shall not be reproduced except in full, without the written approval of UL LLC

2TX CHAIN 0 + CHAIN 1 CDD OFDMA MODE: 996T+484T+996T (NON-CONTIGUOUS LOW MRU3) – LOW POWER INDOOR

Test Engineer:	104412/84740
Test Date:	8/6/2024

Bandwidth, Antenna Gain and Limits

Channel	Frequency (MHz)	Directional Gain for Power (dBi)	Directional Gain for PSD (dBi)	EIRP Power Limit (dBm)	PSD Limit (dBm)
Low	6425	5.20	8.21	24.00	-1.00
High	6585	5.20	8.21	24.00	-1.00

Output Power Results

Channel	Frequency (MHz)	Chain 0 Meas Power (dBm)	Chain 1 Meas Power (dBm)	Total Corr'd EIRP (dBm)	Power Limit EIRP (dBm)	Power Margin (dB)
Low	6425	7.92	8.20	16.27	24.00	-7.73
High	6585	8.15	8.42	16.50	24.00	-7.50

2TX CHAIN 0 + CHAIN 1 CDD OFDMA MODE: 996T+484T+996T (NON-CONTIGUOUS HIGH MRU9) – LOW POWER INDOOR

Test Engineer:	104412/84740
Test Date:	8/6/2024

Bandwidth, Antenna Gain and Limits

Channel	Frequency (MHz)	Directional Gain for Power (dBi)	Directional Gain for PSD (dBi)	EIRP Power Limit (dBm)	PSD Limit (dBm)
Low	6425	5.20	8.21	24.00	-1.00
High	6585	5.20	8.21	24.00	-1.00

Output Power Results

Channel	Frequency (MHz)	Chain 0 Meas Power (dBm)	Chain 1 Meas Power (dBm)	Total Corr'd EIRP (dBm)	Power Limit EIRP (dBm)	Power Margin (dB)
Low	6425	8.52	7.93	16.45	24.00	-7.55
High	6585	8.61	8.16	16.60	24.00	-7.40

UL LLC
12 Laboratory Drive, Research Triangle Park, NC 27709; USA TEL:(919)549-1400
This report shall not be reproduced except in full, without the written approval of UL LLC

2TX CHAIN 0 + CHAIN 1 CDD OFDMA MODE: 996T+484T+996T (NON-CONTIGUOUS 2 LOW MRU4) – LOW POWER INDOOR

Test Engineer:	104412/84740
Test Date:	8/6/2024

Bandwidth, Antenna Gain and Limits

Channel	Frequency (MHz)	Directional Gain for Power (dBi)	Directional Gain for PSD (dBi)	EIRP Power Limit (dBm)	PSD Limit (dBm)
Low	6425	5.20	8.21	24.00	-1.00
High	6585	5.20	8.21	24.00	-1.00

Output Power Results

Channel	Frequency (MHz)	Chain 0 Meas Power (dBm)	Chain 1 Meas Power (dBm)	Total Corr'd EIRP (dBm)	Power Limit EIRP (dBm)	Power Margin (dB)
Low	6425	7.98	8.19	16.30	24.00	-7.70
High	6585	8.21	8.40	16.52	24.00	-7.48

2TX CHAIN 0 + CHAIN 1 CDD OFDMA MODE: 996T+484T+996T (NON-CONTIGUOUS 2 HIGH MRU10) – LOW POWER INDOOR

Test Engineer:	104412/84740
Test Date:	8/6/2024

Bandwidth, Antenna Gain and Limits

Channel	Frequency (MHz)	Directional Gain for Power (dBi)	Directional Gain for PSD (dBi)	EIRP Power Limit (dBm)	PSD Limit (dBm)
Low	6425	5.20	8.21	24.00	-1.00
High	6585	5.20	8.21	24.00	-1.00

Output Power Results

Channel	Frequency (MHz)	Chain 0 Meas Power (dBm)	Chain 1 Meas Power (dBm)	Total Corr'd EIRP (dBm)	Power Limit EIRP (dBm)	Power Margin (dB)
Low	6425	8.54	7.96	16.47	24.00	-7.53
High	6585	8.62	8.04	16.55	24.00	-7.45

UL LLC
12 Laboratory Drive, Research Triangle Park, NC 27709; USA TEL:(919)549-1400
This report shall not be reproduced except in full, without the written approval of UL LLC

2TX CHAIN 0 + CHAIN 1 CDD OFDMA MODE: 3x996T (CONTIGUOUS LOW) – LOW POWER INDOOR

Test Engineer:	104412/84740
Test Date:	8/6/2024

Bandwidth, Antenna Gain and Limits

Channel	Frequency (MHz)	Directional Gain for Power (dBi)	Directional Gain for PSD (dBi)	EIRP Power Limit (dBm)	PSD Limit (dBm)
Low	6425	5.20	8.21	24.00	-1.00
High	6585	5.20	8.21	24.00	-1.00

Output Power Results

Channel	Frequency (MHz)	Chain 0 Meas Power (dBm)	Chain 1 Meas Power (dBm)	Total Corr'd EIRP (dBm)	Power Limit EIRP (dBm)	Power Margin (dB)
Low	6425	8.14	8.34	16.45	24.00	-7.55
High	6585	7.79	8.21	16.22	24.00	-7.78

2TX CHAIN 0 + CHAIN 1 CDD OFDMA MODE: 3x996T (CONTIGUOUS HIGH) – LOW POWER INDOOR

Test Engineer:	104412/84740
Test Date:	8/6/2024

Bandwidth, Antenna Gain and Limits

Channel	Frequency (MHz)	Directional Gain for Power (dBi)	Directional Gain for PSD (dBi)	EIRP Power Limit (dBm)	PSD Limit (dBm)
Low	6425	5.20	8.21	24.00	-1.00
High	6585	5.20	8.21	24.00	-1.00

Output Power Results

Channel	Frequency (MHz)	Chain 0 Meas Power (dBm)	Chain 1 Meas Power (dBm)	Total Corr'd EIRP (dBm)	Power Limit EIRP (dBm)	Power Margin (dB)
Low	6425	7.85	8.13	16.20	24.00	-7.80
High	6585	8.22	8.47	16.56	24.00	-7.44

UL LLC
12 Laboratory Drive, Research Triangle Park, NC 27709; USA TEL:(919)549-1400
This report shall not be reproduced except in full, without the written approval of UL LLC

2TX CHAIN 0 + CHAIN 1 CDD OFDMA MODE: 3x996T (NON-CONTIGUOUS) – LOW POWER INDOOR

Test Engineer:	104412/84740
Test Date:	8/6/2024

Bandwidth, Antenna Gain and Limits

Channel	Frequency (MHz)	Directional Gain for Power (dBi)	Directional Gain for PSD (dBi)	EIRP Power Limit (dBm)	PSD Limit (dBm)
Low	6425	5.20	8.21	24.00	-1.00
High	6585	5.20	8.21	24.00	-1.00

Output Power Results

Channel	Frequency (MHz)	Chain 0 Meas Power (dBm)	Chain 1 Meas Power (dBm)	Total Corr'd EIRP (dBm)	Power Limit EIRP (dBm)	Power Margin (dB)
Low	6425	7.92	8.15	16.25	24.00	-7.75
High	6585	8.26	8.47	16.58	24.00	-7.42

2TX CHAIN 0 + CHAIN 1 CDD OFDMA MODE: 3x996T (NON-CONTIGUOUS 2) – LOW POWER INDOOR

Test Engineer:	104412/84740
Test Date:	8/6/2024

Bandwidth, Antenna Gain and Limits

Channel	Frequency (MHz)	Directional Gain for Power (dBi)	Directional Gain for PSD (dBi)	EIRP Power Limit (dBm)	PSD Limit (dBm)
Low	6425	5.20	8.21	24.00	-1.00
High	6585	5.20	8.21	24.00	-1.00

Output Power Results

Channel	Frequency (MHz)	Chain 0 Meas Power (dBm)	Chain 1 Meas Power (dBm)	Total Corr'd EIRP (dBm)	Power Limit EIRP (dBm)	Power Margin (dB)
Low	6425	8.05	8.22	16.35	24.00	-7.65
High	6585	7.78	8.22	16.22	24.00	-7.78

UL LLC
12 Laboratory Drive, Research Triangle Park, NC 27709; USA TEL:(919)549-1400
This report shall not be reproduced except in full, without the written approval of UL LLC

2TX CHAIN 0 + CHAIN 1 CDD OFDMA MODE: 3x996T+484T (CONTIGUOUS LOW) – LOW POWER INDOOR

Test Engineer:	104412/84740
Test Date:	8/6/2024

Bandwidth, Antenna Gain and Limits

Channel	Frequency (MHz)	Directional Gain for Power (dBi)	Directional Gain for PSD (dBi)	EIRP Power Limit (dBm)	PSD Limit (dBm)
Low	6425	5.20	8.21	24.00	-1.00
High	6585	5.20	8.21	24.00	-1.00

Output Power Results

Channel	Frequency (MHz)	Chain 0 Meas Power (dBm)	Chain 1 Meas Power (dBm)	Total Corr'd EIRP (dBm)	Power Limit EIRP (dBm)	Power Margin (dB)
Low	6425	8.22	8.42	16.53	24.00	-7.47
High	6585	8.16	8.31	16.45	24.00	-7.55

2TX CHAIN 0 + CHAIN 1 CDD OFDMA MODE: 3x996T+484T (CONTIGUOUS HIGH) – LOW POWER INDOOR

Test Engineer:	104412/84740
Test Date:	8/6/2024

Bandwidth, Antenna Gain and Limits

Channel	Frequency (MHz)	Directional Gain for Power (dBi)	Directional Gain for PSD (dBi)	EIRP Power Limit (dBm)	PSD Limit (dBm)
Low	6425	5.20	8.21	24.00	-1.00
High	6585	5.20	8.21	24.00	-1.00

Output Power Results

Channel	Frequency (MHz)	Chain 0 Meas Power (dBm)	Chain 1 Meas Power (dBm)	Total Corr'd EIRP (dBm)	Power Limit EIRP (dBm)	Power Margin (dB)
Low	6425	8.04	8.09	16.28	24.00	-7.72
High	6585	7.89	8.06	16.19	24.00	-7.81

UL LLC
12 Laboratory Drive, Research Triangle Park, NC 27709; USA TEL:(919)549-1400
This report shall not be reproduced except in full, without the written approval of UL LLC

2TX CHAIN 0 + CHAIN 1 CDD OFDMA MODE: 3x996T+484T (NON-CONTIGUOUS) – LOW POWER INDOOR

Test Engineer:	104412/84740
Test Date:	8/6/2024

Bandwidth, Antenna Gain and Limits

Channel	Frequency (MHz)	Directional Gain for Power (dBi)	Directional Gain for PSD (dBi)	EIRP Power Limit (dBm)	PSD Limit (dBm)
Low	6425	5.20	8.21	24.00	-1.00
High	6585	5.20	8.21	24.00	-1.00

Output Power Results

Channel	Frequency (MHz)	Chain 0 Meas Power (dBm)	Chain 1 Meas Power (dBm)	Total Corr'd EIRP (dBm)	Power Limit EIRP (dBm)	Power Margin (dB)
Low	6425	8.15	8.09	16.33	24.00	-7.67
High	6585	8.03	8.30	16.38	24.00	-7.62

2TX CHAIN 0 + CHAIN 1 CDD OFDMA MODE: 484T+3x996T (NON-CONTIGUOUS) – LOW POWER INDOOR

Test Engineer:	104412/84740
Test Date:	8/6/2024

Bandwidth, Antenna Gain and Limits

Channel	Frequency (MHz)	Directional Gain for Power (dBi)	Directional Gain for PSD (dBi)	EIRP Power Limit (dBm)	PSD Limit (dBm)
Low	6425	5.20	8.21	24.00	-1.00
High	6585	5.20	8.21	24.00	-1.00

Output Power Results

Channel	Frequency (MHz)	Chain 0 Meas Power (dBm)	Chain 1 Meas Power (dBm)	Total Corr'd EIRP (dBm)	Power Limit EIRP (dBm)	Power Margin (dB)
Low	6425	8.21	8.35	16.49	24.00	-7.51
High	6585	8.29	8.43	16.57	24.00	-7.43

UL LLC
12 Laboratory Drive, Research Triangle Park, NC 27709; USA TEL:(919)549-1400
This report shall not be reproduced except in full, without the written approval of UL LLC

2TX CHAIN 0 + CHAIN 1 CDD OFDMA MODE: 996T+484T+2x996T (NON-CONTIGUOUS) – LOW POWER INDOOR

Test Engineer:	104412/84740
Test Date:	8/6/2024

Bandwidth, Antenna Gain and Limits

Channel	Frequency (MHz)	Directional Gain for Power (dBi)	Directional Gain for PSD (dBi)	EIRP Power Limit (dBm)	PSD Limit (dBm)
Low	6425	5.20	8.21	24.00	-1.00
High	6585	5.20	8.21	24.00	-1.00

Output Power Results

Channel	Frequency (MHz)	Chain 0 Meas Power (dBm)	Chain 1 Meas Power (dBm)	Total Corr'd EIRP (dBm)	Power Limit EIRP (dBm)	Power Margin (dB)
Low	6425	8.18	8.26	16.43	24.00	-7.57
High	6585	7.93	8.17	16.26	24.00	-7.74

2TX CHAIN 0 + CHAIN 1 CDD OFDMA MODE: 996T+484T+2x996T (NON-CONTIGUOUS 2) – LOW POWER INDOOR

Test Engineer:	104412/84740
Test Date:	8/6/2024

Bandwidth, Antenna Gain and Limits

Channel	Frequency (MHz)	Directional Gain for Power (dBi)	Directional Gain for PSD (dBi)	EIRP Power Limit (dBm)	PSD Limit (dBm)
Low	6425	5.20	8.21	24.00	-1.00
High	6585	5.20	8.21	24.00	-1.00

Output Power Results

Channel	Frequency (MHz)	Chain 0 Meas Power (dBm)	Chain 1 Meas Power (dBm)	Total Corr'd EIRP (dBm)	Power Limit EIRP (dBm)	Power Margin (dB)
Low	6425	8.02	8.24	16.34	24.00	-7.66
High	6585	8.33	8.44	16.60	24.00	-7.40

UL LLC
12 Laboratory Drive, Research Triangle Park, NC 27709; USA TEL:(919)549-1400
This report shall not be reproduced except in full, without the written approval of UL LLC

2TX CHAIN 0 + CHAIN 1 CDD OFDMA MODE: 2x996T+484T+996T (NON-CONTIGUOUS) – LOW POWER INDOOR

Test Engineer:	104412/84740
Test Date:	8/6/2024

Bandwidth, Antenna Gain and Limits

Channel	Frequency (MHz)	Directional Gain for Power (dBi)	Directional Gain for PSD (dBi)	EIRP Power Limit (dBm)	PSD Limit (dBm)
Low	6425	5.20	8.21	24.00	-1.00
High	6585	5.20	8.21	24.00	-1.00

Output Power Results

Channel	Frequency (MHz)	Chain 0 Meas Power (dBm)	Chain 1 Meas Power (dBm)	Total Corr'd EIRP (dBm)	Power Limit EIRP (dBm)	Power Margin (dB)
Low	6425	8.30	8.42	16.57	24.00	-7.43
High	6585	7.93	8.17	16.26	24.00	-7.74

2TX CHAIN 0 + CHAIN 1 CDD OFDMA MODE: 2x996T+484T+996T (NON-CONTIGUOUS 2) – LOW POWER INDOOR

Test Engineer:	104412/84740
Test Date:	8/6/2024

Bandwidth, Antenna Gain and Limits

Channel	Frequency (MHz)	Directional Gain for Power (dBi)	Directional Gain for PSD (dBi)	EIRP Power Limit (dBm)	PSD Limit (dBm)
Low	6425	5.20	8.21	24.00	-1.00
High	6585	5.20	8.21	24.00	-1.00

Output Power Results

Channel	Frequency (MHz)	Chain 0 Meas Power (dBm)	Chain 1 Meas Power (dBm)	Total Corr'd EIRP (dBm)	Power Limit EIRP (dBm)	Power Margin (dB)
Low	6425	8.25	8.31	16.49	24.00	-7.51
High	6585	8.03	8.19	16.32	24.00	-7.68

UL LLC
12 Laboratory Drive, Research Triangle Park, NC 27709; USA TEL:(919)549-1400
This report shall not be reproduced except in full, without the written approval of UL LLC

2TX CHAIN 0 + CHAIN 1 CDD OFDMA MODE: 4x996T – LOW POWER INDOOR

Test Engineer:	104412/84740, 105900/84740
Test Date:	9/20/2024, 8/6/2024

Bandwidth, Antenna Gain and Limits

Channel	Frequency (MHz)	Directional Gain for Power (dBi)	Directional Gain for PSD (dBi)	EIRP Power Limit (dBm)	PSD Limit (dBm)
Low	6425	5.20	8.21	24.00	-1.00
High	6585	5.20	8.21	24.00	-1.00

Duty Cycle CF (dB)	0.00	**Included in Calculations of Corr'd PSD**	

Output Power Results

Channel	Frequency (MHz)	Chain 0 Meas Power (dBm)	Chain 1 Meas Power (dBm)	Total Corr'd EIRP (dBm)	Power Limit EIRP (dBm)	Power Margin (dB)
Low	6425	10.24	10.49	18.58	24.00	-5.42
High	6585	10.50	10.73	18.83	24.00	-5.17

PSD Results

Channel	Frequency (MHz)	Chain 0 Meas PSD (dBm)	Chain 1 Meas PSD (dBm)	Total Corr'd EIRP PSD (dBm)	PSD Limit (dBm)	PSD Margin (dB)
Low	6425	-16.19	-17.10	-5.40	-1.00	-4.40
High	6585	-14.89	-15.35	-3.90	-1.00	-2.90

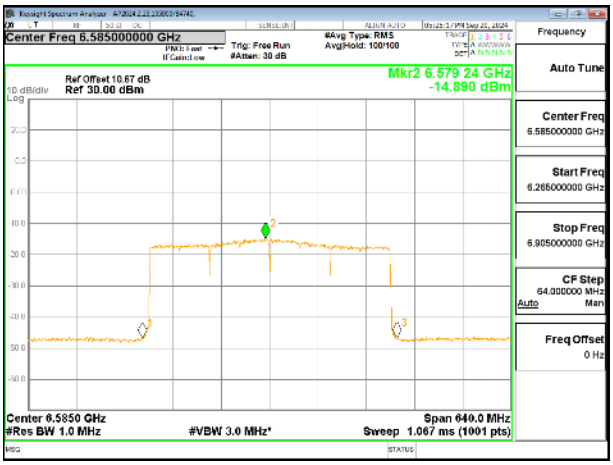

HIGH CHANNEL CHAIN 0

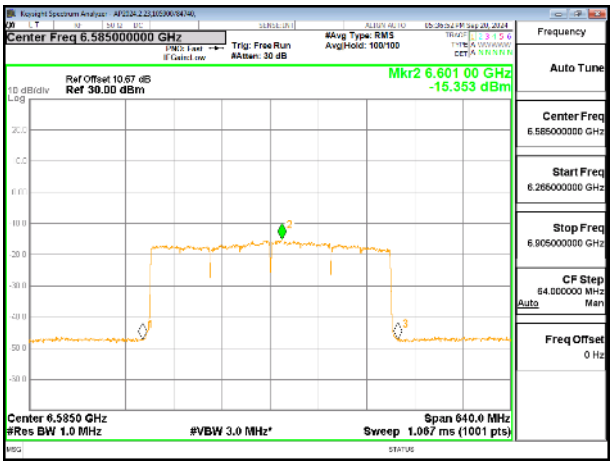

HIGH CHANNEL CHAIN 1

UL LLC
12 Laboratory Drive, Research Triangle Park, NC 27709; USA TEL:(919)549-1400
This report shall not be reproduced except in full, without the written approval of UL LLC

9.2.25. 802.11a MODE 2TX IN THE UNII-6 BAND (MID GAIN)

2TX CHAIN 0 + CHAIN 1 CDD OFDMA MODE – LOW POWER INDOOR

Test Engineer:	33499/84740, 104463/85502
Test Date:	9/10/2024, 09/25/2024

Bandwidth, Antenna Gain and Limits

Channel	Frequency (MHz)	Directional Gain for Power (dBi)	Directional Gain for PSD (dBi)	e.i.r.p. Power Limit (dBm)	PSD Limit (dBm)
Low	6435	7.30	10.31	24.00	-1.00
Mid	6475	7.30	10.31	24.00	-1.00
High	6515	7.30	10.31	24.00	-1.00

Duty Cycle CF (dB)	0.00	**Included in Calculations of Corr'd PSD**	

Output Power Results

Channel	Frequency (MHz)	Chain 0 Meas Power (dBm)	Chain 1 Meas Power (dBm)	Total Corr'd EIRP (dBm)	Power Limit EIRP (dBm)	Power Margin (dB)
Low	6435	-3.42	-3.95	6.63	24.00	-17.37
Mid	6475	-3.40	-3.90	6.67	24.00	-17.33
High	6515	-3.25	-3.69	6.85	24.00	-17.15

PSD Results

Channel	Frequency (MHz)	Chain 0 Meas PSD (dBm)	Chain 1 Meas PSD (dBm)	Total Corr'd EIRP PSD (dBm)	PSD Limit EIRP (dBm)	PSD Margin (dB)
Low	6435	-16.40	-16.69	-3.22	-1.00	-2.22
Mid	6475	-16.45	-16.65	-3.23	-1.00	-2.23
High	6515	-16.31	-16.30	-2.99	-1.00	-1.99

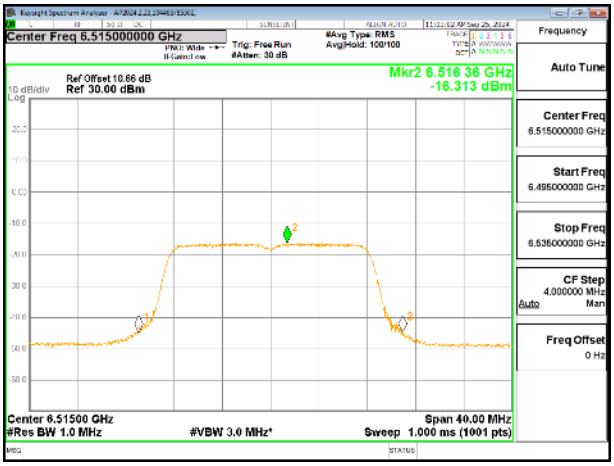

HIGH CHANNEL CHAIN 0

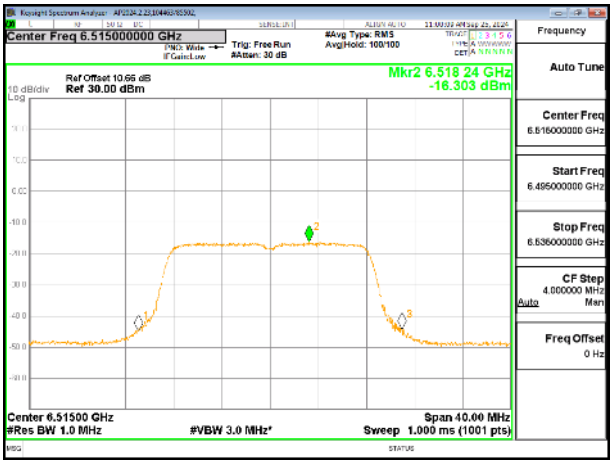

HIGH CHANNEL CHAIN 1

UL LLC
12 Laboratory Drive, Research Triangle Park, NC 27709; USA TEL:(919)549-1400
This report shall not be reproduced except in full, without the written approval of UL LLC

9.2.26. 802.11be EHT20 MODE 2TX IN THE UNII-6 BAND (MID GAIN)

2TX CHAIN 0 + CHAIN 1 CDD OFDMA MODE: 26T – LOW POWER INDOOR

Test Engineer:	33499/84740, 104463/85502
Test Date:	9/10/2024, 09/25/2024

Bandwidth, Antenna Gain and Limits

Channel	Frequency (MHz)	Directional Gain for Power (dBi)	Directional Gain for PSD (dBi)	e.i.r.p. Power Limit (dBm)	PSD Limit (dBm)
Low	6435	7.30	10.31	24.00	-1.00
Mid	6475	7.30	10.31	24.00	-1.00
High	6515	7.30	10.31	24.00	-1.00

Duty Cycle CF (dB)	0.00	**Included in Calculations of Corr'd PSD**	

Output Power Results

Channel	Frequency (MHz)	Chain 0 Meas Power (dBm)	Chain 1 Meas Power (dBm)	Total Corr'd EIRP (dBm)	Power Limit EIRP (dBm)	Power Margin (dB)
Low	6435	-12.24	-12.50	-2.06	24.00	-26.06
Mid	6475	-10.21	-10.13	0.14	24.00	-23.86
High	6515	-12.25	-12.36	-1.99	24.00	-25.99

PSD Results

Channel	Frequency (MHz)	Chain 0 Meas PSD (dBm)	Chain 1 Meas PSD (dBm)	Total Corr'd EIRP PSD (dBm)	PSD Limit EIRP (dBm)	PSD Margin (dB)
Low	6435	-15.28	-15.47	-2.05	-1.00	-1.05
Mid	6475	-16.73	-16.83	-3.46	-1.00	-2.46
High	6515	-15.23	-15.27	-1.93	-1.00	-0.93

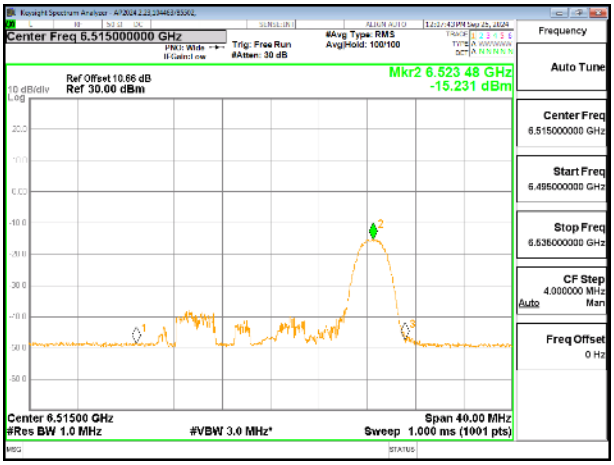

HIGH CHANNEL CHAIN 0

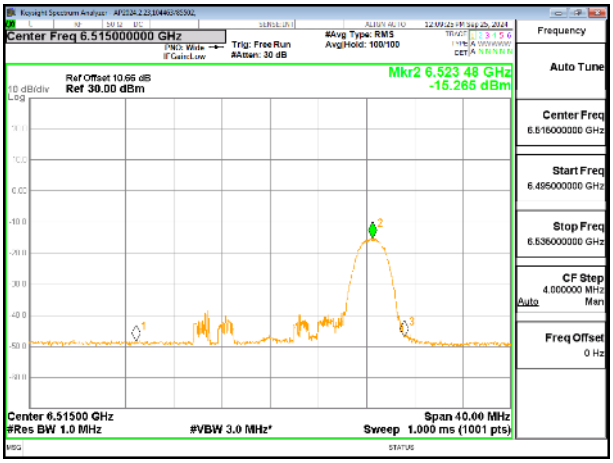

HIGH CHANNEL CHAIN 1

UL LLC
12 Laboratory Drive, Research Triangle Park, NC 27709; USA TEL:(919)549-1400
This report shall not be reproduced except in full, without the written approval of UL LLC

2TX CHAIN 0 + CHAIN 1 CDD OFDMA MODE: 52T – LOW POWER INDOOR

Test Engineer:	33499/84740, 104463/85502
Test Date:	9/10/2024, 09/25/2024

Bandwidth, Antenna Gain and Limits

Channel	Frequency (MHz)	Directional Gain for Power (dBi)	Directional Gain for PSD (dBi)	e.i.r.p. Power Limit (dBm)	PSD Limit (dBm)
Low	6435	7.30	10.31	24.00	-1.00
Mid	6475	7.30	10.31	24.00	-1.00
High	6515	7.30	10.31	24.00	-1.00

Duty Cycle CF (dB)	0.00	**Included in Calculations of Corr'd PSD**	

Output Power Results

Channel	Frequency (MHz)	Chain 0 Meas Power (dBm)	Chain 1 Meas Power (dBm)	Total Corr'd EIRP (dBm)	Power Limit EIRP (dBm)	Power Margin (dB)
Low	6435	-9.32	-9.40	0.95	24.00	-23.05
Mid	6475	-8.41	-8.28	1.97	24.00	-22.03
High	6515	-9.18	-9.26	1.09	24.00	-22.91

PSD Results

Channel	Frequency (MHz)	Chain 0 Meas PSD (dBm)	Chain 1 Meas PSD (dBm)	Total Corr'd EIRP PSD (dBm)	PSD Limit EIRP (dBm)	PSD Margin (dB)
Low	6435	-15.17	-15.61	-2.06	-1.00	-1.06
Mid	6475	-15.53	-15.35	-2.12	-1.00	-1.12
High	6515	-14.78	-14.95	-1.54	-1.00	-0.54

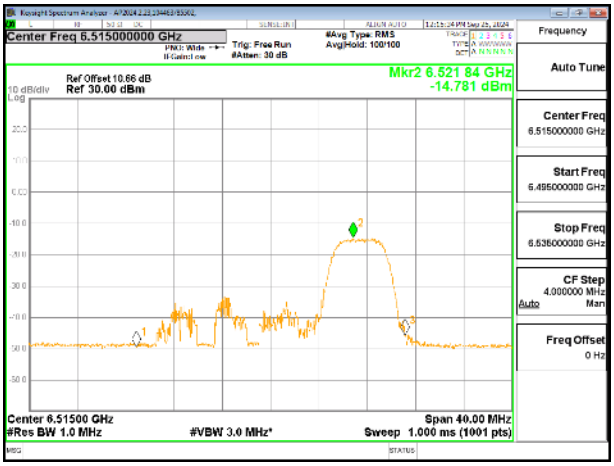

HIGH CHANNEL CHAIN 0

HIGH CHANNEL CHAIN 1

UL LLC
12 Laboratory Drive, Research Triangle Park, NC 27709; USA TEL:(919)549-1400
This report shall not be reproduced except in full, without the written approval of UL LLC

2TX CHAIN 0 + CHAIN 1 CDD OFDMA MODE: 52T+26T – LOW POWER INDOOR

Test Engineer:	33499/84740, 104463/85502
Test Date:	9/10/2024, 09/25/2024

Bandwidth, Antenna Gain and Limits

Channel	Frequency (MHz)	Directional Gain for Power (dBi)	Directional Gain for PSD (dBi)	e.i.r.p. Power Limit (dBm)	PSD Limit (dBm)
Low	6435	7.30	10.31	24.00	-1.00
Mid	6475	7.30	10.31	24.00	-1.00
High	6515	7.30	10.31	24.00	-1.00

Duty Cycle CF (dB)		**Included in Calculations of Corr'd PSD**	

Output Power Results

Channel	Frequency (MHz)	Chain 0 Meas Power (dBm)	Chain 1 Meas Power (dBm)	Total Corr'd EIRP (dBm)	Power Limit EIRP (dBm)	Power Margin (dB)
Low	6435	-8.79	-8.76	1.54	24.00	-22.46
Mid	6475	-8.66	-8.56	1.70	24.00	-22.30
High	6515	-8.61	-8.69	1.66	24.00	-22.34

UL LLC
12 Laboratory Drive, Research Triangle Park, NC 27709; USA TEL:(919)549-1400
This report shall not be reproduced except in full, without the written approval of UL LLC

2TX CHAIN 0 + CHAIN 1 CDD OFDMA MODE: 106T – LOW POWER INDOOR

Test Engineer:	33499/84740, 104463/85502
Test Date:	9/10/2024, 09/25/2024

Bandwidth, Antenna Gain and Limits

Channel	Frequency (MHz)	Directional Gain for Power (dBi)	Directional Gain for PSD (dBi)	e.i.r.p. Power Limit (dBm)	PSD Limit (dBm)
Low	6435	7.30	10.31	24.00	-1.00
Mid	6475	7.30	10.31	24.00	-1.00
High	6515	7.30	10.31	24.00	-1.00

Duty Cycle CF (dB)	0.00	**Included in Calculations of Corr'd PSD**	

Output Power Results

Channel	Frequency (MHz)	Chain 0 Meas Power (dBm)	Chain 1 Meas Power (dBm)	Total Corr'd EIRP (dBm)	Power Limit EIRP (dBm)	Power Margin (dB)
Low	6435	-6.50	-6.50	3.81	24.00	-20.19
Mid	6475	-6.29	-6.29	4.02	24.00	-19.98
High	6515	-6.22	-6.22	4.09	24.00	-19.91

PSD Results

Channel	Frequency (MHz)	Chain 0 Meas PSD (dBm)	Chain 1 Meas PSD (dBm)	Total Corr'd EIRP PSD (dBm)	PSD Limit EIRP (dBm)	PSD Margin (dB)
Low	6435	-15.72	-15.71	-2.40	-1.00	-1.40
Mid	6475	-16.12	-16.10	-2.79	-1.00	-1.79
High	6515	-16.05	-16.39	-2.89	-1.00	-1.89

LOW CHANNEL CHAIN 0

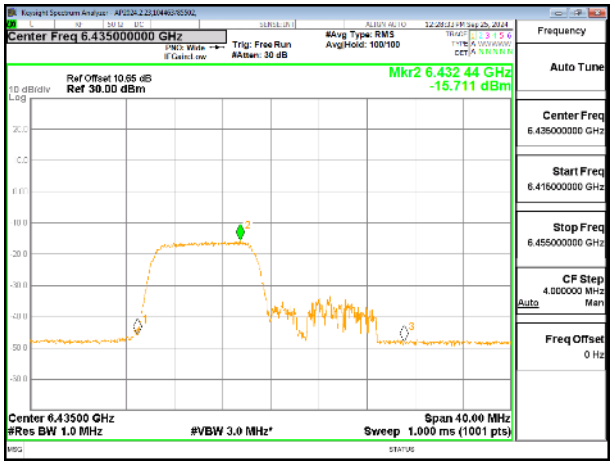

LOW CHANNEL CHAIN 1

UL LLC
12 Laboratory Drive, Research Triangle Park, NC 27709; USA TEL:(919)549-1400
This report shall not be reproduced except in full, without the written approval of UL LLC

2TX CHAIN 0 + CHAIN 1 CDD OFDMA MODE: 106T+26T – LOW POWER INDOOR

Test Engineer:	33499/84740, 104463/85502
Test Date:	9/10/2024, 09/25/2024

Bandwidth, Antenna Gain and Limits

Channel	Frequency (MHz)	Directional Gain for Power (dBi)	Directional Gain for PSD (dBi)	e.i.r.p. Power Limit (dBm)	PSD Limit (dBm)
Low	6435	7.30	10.31	24.00	-1.00
Mid	6475	7.30	10.31	24.00	-1.00
High	6515	7.30	10.31	24.00	-1.00

Duty Cycle CF (dB)		**Included in Calculations of Corr'd PSD**	

Output Power Results

Channel	Frequency (MHz)	Chain 0 Meas Power (dBm)	Chain 1 Meas Power (dBm)	Total Corr'd EIRP (dBm)	Power Limit EIRP (dBm)	Power Margin (dB)
Low	6435	-6.05	-6.05	4.26	24.00	-19.74
Mid	6475	-5.99	-5.97	4.33	24.00	-19.67
High	6515	-5.85	-5.91	4.43	24.00	-19.57

UL LLC
12 Laboratory Drive, Research Triangle Park, NC 27709; USA TEL:(919)549-1400
This report shall not be reproduced except in full, without the written approval of UL LLC

2TX CHAIN 0 + CHAIN 1 CDD OFDMA MODE: 242T – LOW POWER INDOOR

Test Engineer:	33499/84740, 104463/85502
Test Date:	9/10/2024, 09/25/2024

Bandwidth, Antenna Gain and Limits

Channel	Frequency (MHz)	Directional Gain for Power (dBi)	Directional Gain for PSD (dBi)	e.i.r.p. Power Limit (dBm)	PSD Limit (dBm)
Low	6435	7.30	10.31	24.00	-1.00
Mid	6475	7.30	10.31	24.00	-1.00
High	6515	7.30	10.31	24.00	-1.00

Duty Cycle CF (dB)	0.00	**Included in Calculations of Corr'd PSD**	

Output Power Results

Channel	Frequency (MHz)	Chain 0 Meas Power (dBm)	Chain 1 Meas Power (dBm)	Total Corr'd EIRP (dBm)	Power Limit EIRP (dBm)	Power Margin (dB)
Low	6435	-4.05	-4.54	6.02	24.00	-17.98
Mid	6475	-3.87	-4.35	6.21	24.00	-17.79
High	6515	-3.81	-4.24	6.29	24.00	-17.71

PSD Results

Channel	Frequency (MHz)	Chain 0 Meas PSD (dBm)	Chain 1 Meas PSD (dBm)	Total Corr'd EIRP PSD (dBm)	PSD Limit EIRP (dBm)	PSD Margin (dB)
Low	6435	-17.43	-17.85	-4.31	-1.00	-3.31
Mid	6475	-17.61	-17.36	-4.16	-1.00	-3.16
High	6515	-17.55	-17.70	-4.30	-1.00	-3.30

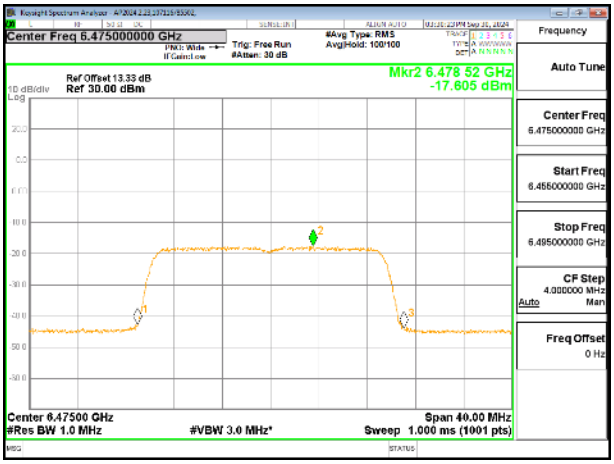

MID CHANNEL CHAIN 0

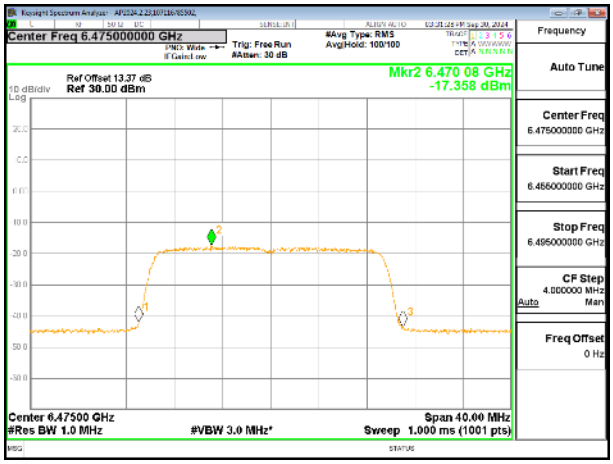

MID CHANNEL CHAIN 1

UL LLC
12 Laboratory Drive, Research Triangle Park, NC 27709; USA TEL:(919)549-1400
This report shall not be reproduced except in full, without the written approval of UL LLC

9.2.27. 802.11be EHT40 MODE 2TX IN THE UNII-6 BAND (MID GAIN)

2TX CHAIN 0 + CHAIN 1 CDD OFDMA MODE: 484T – LOW POWER INDOOR

Test Engineer:	33499/84740, 104463/85502
Test Date:	9/10/2024, 09/25/2024

Bandwidth, Antenna Gain and Limits

Channel	Frequency (MHz)	Directional Gain for Power (dBi)	Directional Gain for PSD (dBi)	e.i.r.p. Power Limit (dBm)	PSD Limit (dBm)
Low	6445	7.30	10.31	24.00	-1.00
Mid	6485	7.30	10.31	24.00	-1.00
High	6525	7.30	10.31	24.00	-1.00

Duty Cycle CF (dB)	0.00	**Included in Calculations of Corr'd PSD**	

Output Power Results

Channel	Frequency (MHz)	Chain 0 Meas Power (dBm)	Chain 1 Meas Power (dBm)	Total Corr'd EIRP (dBm)	Power Limit EIRP (dBm)	Power Margin (dB)
Low	6445	0.55	0.20	10.69	24.00	-13.31
Mid	6485	0.59	0.30	10.76	24.00	-13.24
High	6525	0.65	0.37	10.82	24.00	-13.18

PSD Results

Channel	Frequency (MHz)	Chain 0 Meas PSD (dBm)	Chain 1 Meas PSD (dBm)	Total Corr'd EIRP PSD (dBm)	PSD Limit EIRP (dBm)	PSD Margin (dB)
Low	6445	-15.41	-16.00	-2.37	-1.00	-1.37
Mid	6485	-15.52	-16.03	-2.45	-1.00	-1.45
High	6525	-16.04	-15.72	-2.56	-1.00	-1.56

LOW CHANNEL CHAIN 0

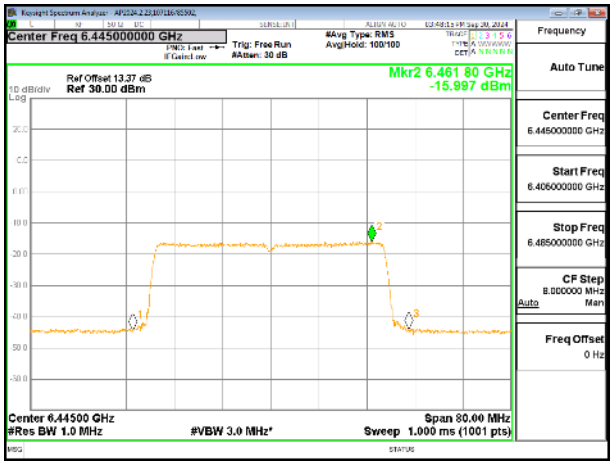

LOW CHANNEL CHAIN 1

UL LLC
12 Laboratory Drive, Research Triangle Park, NC 27709; USA TEL:(919)549-1400
This report shall not be reproduced except in full, without the written approval of UL LLC

9.2.28. 802.11be EHT80 MODE 2TX IN THE UNII-6 BAND (MID GAIN)

2TX CHAIN 0 + CHAIN 1 CDD OFDMA MODE: 484T+242T (CONTIGUOUS LOW) – LOW POWER INDOOR

Test Engineer:	33499/84740, 104463/85502
Test Date:	9/10/2024, 09/25/2024

Bandwidth, Antenna Gain and Limits

Channel	Frequency (MHz)	Directional Gain for Power (dBi)	Directional Gain for PSD (dBi)	e.i.r.p. Power Limit (dBm)	PSD Limit (dBm)
Low	6465	7.30	10.31	24.00	-1.00
High	6545	7.30	10.31	24.00	-1.00

Duty Cycle CF (dB)		**Included in Calculations of Corr'd PSD**	

Output Power Results

Channel	Frequency (MHz)	Chain 0 Meas Power (dBm)	Chain 1 Meas Power (dBm)	Total Corr'd EIRP (dBm)	Power Limit EIRP (dBm)	Power Margin (dB)
Low	6465	0.70	0.32	10.82	24.00	-13.18
High	6545	0.85	0.57	11.02	24.00	-12.98

2TX CHAIN 0 + CHAIN 1 CDD OFDMA MODE: 484T+242T (CONTIGUOUS HIGH) – LOW POWER INDOOR

Test Engineer:	33499/84740, 104463/85502
Test Date:	9/10/2024, 09/25/2024

Bandwidth, Antenna Gain and Limits

Channel	Frequency (MHz)	Directional Gain for Power (dBi)	Directional Gain for PSD (dBi)	e.i.r.p. Power Limit (dBm)	PSD Limit (dBm)
Low	6465	7.30	10.31	24.00	-1.00
High	6545	7.30	10.31	24.00	-1.00

Duty Cycle CF (dB)		**Included in Calculations of Corr'd PSD**	

Output Power Results

Channel	Frequency (MHz)	Chain 0 Meas Power (dBm)	Chain 1 Meas Power (dBm)	Total Corr'd EIRP (dBm)	Power Limit EIRP (dBm)	Power Margin (dB)
Low	6465	0.72	0.46	10.90	24.00	-13.10
High	6545	0.84	0.63	11.05	24.00	-12.95

UL LLC
12 Laboratory Drive, Research Triangle Park, NC 27709; USA TEL:(919)549-1400
This report shall not be reproduced except in full, without the written approval of UL LLC

2TX CHAIN 0 + CHAIN 1 CDD OFDMA MODE: 484T+242T (NON-CONTIGUOUS) – LOW POWER INDOOR

Test Engineer:	33499/84740, 104463/85502
Test Date:	9/10/2024, 09/25/2024

Bandwidth, Antenna Gain and Limits

Channel	Frequency (MHz)	Directional Gain for Power (dBi)	Directional Gain for PSD (dBi)	e.i.r.p. Power Limit (dBm)	PSD Limit (dBm)
Low	6465	7.30	10.31	24.00	-1.00
High	6545	7.30	10.31	24.00	-1.00

Output Power Results

Channel	Frequency (MHz)	Chain 0 Meas Power (dBm)	Chain 1 Meas Power (dBm)	Total Corr'd EIRP (dBm)	Power Limit EIRP (dBm)	Power Margin (dB)
Low	6465	0.55	0.24	10.71	24.00	-13.29
High	6545	0.68	0.45	10.88	24.00	-13.12

2TX CHAIN 0 + CHAIN 1 CDD OFDMA MODE: 242T+484T (NON-CONTIGUOUS) – LOW POWER INDOOR

Test Engineer:	33499/84740, 104463/85502
Test Date:	9/10/2024, 09/25/2024

Bandwidth, Antenna Gain and Limits

Channel	Frequency (MHz)	Directional Gain for Power (dBi)	Directional Gain for PSD (dBi)	e.i.r.p. Power Limit (dBm)	PSD Limit (dBm)
Low	6465	7.30	10.31	24.00	-1.00
High	6545	7.30	10.31	24.00	-1.00

Output Power Results

Channel	Frequency (MHz)	Chain 0 Meas Power (dBm)	Chain 1 Meas Power (dBm)	Total Corr'd EIRP (dBm)	Power Limit EIRP (dBm)	Power Margin (dB)
Low	6465	0.48	0.20	10.65	24.00	-13.35
High	6545	0.59	0.36	10.79	24.00	-13.21

UL LLC
12 Laboratory Drive, Research Triangle Park, NC 27709; USA TEL:(919)549-1400
This report shall not be reproduced except in full, without the written approval of UL LLC

2TX CHAIN 0 + CHAIN 1 CDD OFDMA MODE: 996T – LOW POWER INDOOR

Test Engineer:	33499/84740, 104463/85502
Test Date:	9/10/2024, 09/25/2024

Bandwidth, Antenna Gain and Limits

Channel	Frequency (MHz)	Directional Gain for Power (dBi)	Directional Gain for PSD (dBi)	e.i.r.p. Power Limit (dBm)	PSD Limit (dBm)
Low	6465	7.30	10.31	24.00	-1.00
High	6545	7.30	10.31	24.00	-1.00

Duty Cycle CF (dB)	0.09	**Included in Calculations of Corr'd PSD**	

Output Power Results

Channel	Frequency (MHz)	Chain 0 Meas Power (dBm)	Chain 1 Meas Power (dBm)	Total Corr'd EIRP (dBm)	Power Limit EIRP (dBm)	Power Margin (dB)
Low	6465	3.99	3.84	14.23	24.00	-9.77
High	6545	4.06	3.97	14.33	24.00	-9.67

PSD Results

Channel	Frequency (MHz)	Chain 0 Meas PSD (dBm)	Chain 1 Meas PSD (dBm)	Total Corr'd EIRP PSD (dBm)	PSD Limit EIRP (dBm)	PSD Margin (dB)
Low	6465	-16.71	-16.49	-3.19	-1.00	-2.19
High	6545	-15.60	-16.26	-2.51	-1.00	-1.51

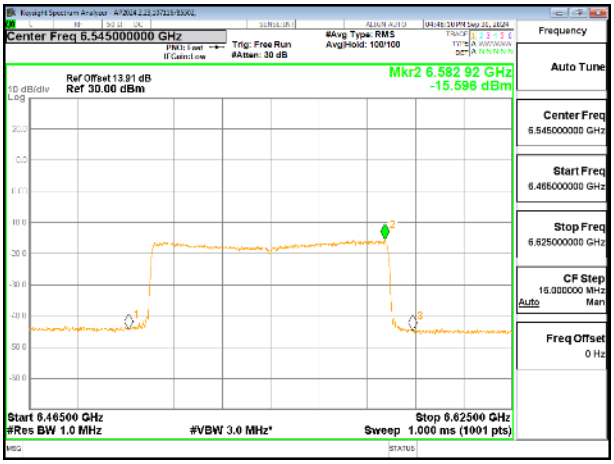

HIGH CHANNEL CHAIN 0

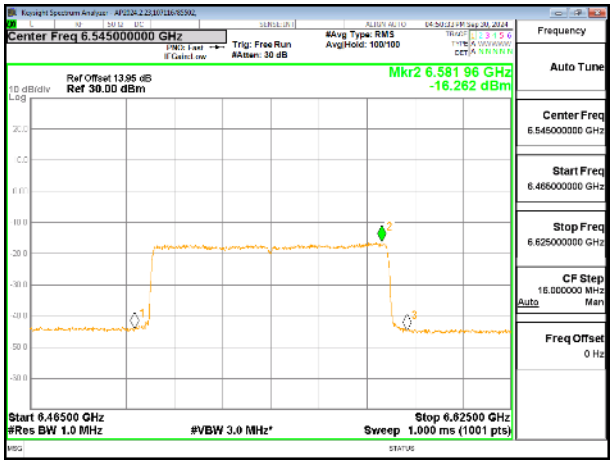

HIGH CHANNEL CHAIN 1

UL LLC
12 Laboratory Drive, Research Triangle Park, NC 27709; USA TEL:(919)549-1400
This report shall not be reproduced except in full, without the written approval of UL LLC

9.2.29. 802.11be EHT160 MODE 2TX IN THE UNII-6 BAND (MID GAIN)

2TX CHAIN 0 + CHAIN 1 CDD OFDMA MODE: 996T+484T (CONTIGUOUS LOW) – LOW POWER INDOOR

Test Engineer:	33499/84740, 104463/85502
Test Date:	9/10/2024, 09/25/2024

Bandwidth, Antenna Gain and Limits

Channel	Frequency (MHz)	Directional Gain for Power (dBi)	Directional Gain for PSD (dBi)	e.i.r.p. Power Limit (dBm)	PSD Limit (dBm)
Mid	6505	7.30	10.31	24.00	-1.00

Output Power Results

Channel	Frequency (MHz)	Chain 0 Meas Power (dBm)	Chain 1 Meas Power (dBm)	Total Corr'd EIRP (dBm)	Power Limit EIRP (dBm)	Power Margin (dB)
Mid	6505	4.09	4.24	14.48	24.00	-9.52

2TX CHAIN 0 + CHAIN 1 CDD OFDMA MODE: 996T+484T (CONTIGUOUS HIGH) – LOW POWER INDOOR

Test Engineer:	33499/84740, 104463/85502
Test Date:	9/10/2024, 09/25/2024

Bandwidth, Antenna Gain and Limits

Channel	Frequency (MHz)	Directional Gain for Power (dBi)	Directional Gain for PSD (dBi)	e.i.r.p. Power Limit (dBm)	PSD Limit (dBm)
Mid	6505	7.30	10.31	24.00	-1.00

Output Power Results

Channel	Frequency (MHz)	Chain 0 Meas Power (dBm)	Chain 1 Meas Power (dBm)	Total Corr'd EIRP (dBm)	Power Limit EIRP (dBm)	Power Margin (dB)
Mid	6505	4.20	4.26	14.54	24.00	-9.46

UL LLC
12 Laboratory Drive, Research Triangle Park, NC 27709; USA TEL:(919)549-1400
This report shall not be reproduced except in full, without the written approval of UL LLC

2TX CHAIN 0 + CHAIN 1 CDD OFDMA MODE: 996T+484T (NON-CONTIGUOUS) – LOW POWER INDOOR

Test Engineer:	33499/84740, 104463/85502
Test Date:	9/10/2024, 09/25/2024

Bandwidth, Antenna Gain and Limits

Channel	Frequency (MHz)	Directional Gain for Power (dBi)	Directional Gain for PSD (dBi)	e.i.r.p. Power Limit (dBm)	PSD Limit (dBm)
Mid	6505	7.30	10.31	24.00	-1.00

Output Power Results

Channel	Frequency (MHz)	Chain 0 Meas Power (dBm)	Chain 1 Meas Power (dBm)	Total Corr'd EIRP (dBm)	Power Limit EIRP (dBm)	Power Margin (dB)
Mid	6505	4.17	4.21	14.50	24.00	-9.50

2TX CHAIN 0 + CHAIN 1 CDD OFDMA MODE: 484T+996T (NON-CONTIGUOUS) – LOW POWER INDOOR

Test Engineer:	33499/84740, 104463/85502
Test Date:	9/10/2024, 09/25/2024

Bandwidth, Antenna Gain and Limits

Channel	Frequency (MHz)	Directional Gain for Power (dBi)	Directional Gain for PSD (dBi)	e.i.r.p. Power Limit (dBm)	PSD Limit (dBm)
Mid	6505	7.30	10.31	24.00	-1.00

Output Power Results

Channel	Frequency (MHz)	Chain 0 Meas Power (dBm)	Chain 1 Meas Power (dBm)	Total Corr'd EIRP (dBm)	Power Limit EIRP (dBm)	Power Margin (dB)
Mid	6505	4.30	4.30	14.61	24.00	-9.39

UL LLC
12 Laboratory Drive, Research Triangle Park, NC 27709; USA TEL:(919)549-1400
This report shall not be reproduced except in full, without the written approval of UL LLC

2TX CHAIN 0 + CHAIN 1 CDD OFDMA MODE: 996T+484T+242T (CONTIGUOUS) PUNCTURED 0x80 – LOW POWER INDOOR

Test Engineer:	33499/84740, 104463/85502
Test Date:	9/10/2024, 09/25/2024

Bandwidth, Antenna Gain and Limits

Channel	Frequency (MHz)	Directional Gain for Power (dBi)	Directional Gain for PSD (dBi)	e.i.r.p. Power Limit (dBm)	PSD Limit (dBm)
Mid	6505	7.30	10.31	24.00	-1.00

Output Power Results

Channel	Frequency (MHz)	Chain 0 Meas Power (dBm)	Chain 1 Meas Power (dBm)	Total Corr'd EIRP (dBm)	Power Limit EIRP (dBm)	Power Margin (dB)
Mid	6505	3.71	3.82	14.08	24.00	-9.92

2TX CHAIN 0 + CHAIN 1 CDD OFDMA MODE: 996T+484T+242T (CONTIGUOUS) PUNCTURED 0x01 – LOW POWER INDOOR

Test Engineer:	33499/84740, 104463/85502
Test Date:	9/10/2024, 09/25/2024

Bandwidth, Antenna Gain and Limits

Channel	Frequency (MHz)	Directional Gain for Power (dBi)	Directional Gain for PSD (dBi)	e.i.r.p. Power Limit (dBm)	PSD Limit (dBm)
Mid	6505	7.30	10.31	24.00	-1.00

Output Power Results

Channel	Frequency (MHz)	Chain 0 Meas Power (dBm)	Chain 1 Meas Power (dBm)	Total Corr'd EIRP (dBm)	Power Limit EIRP (dBm)	Power Margin (dB)
Mid	6505	3.77	3.85	14.12	24.00	-9.88

UL LLC
12 Laboratory Drive, Research Triangle Park, NC 27709; USA TEL:(919)549-1400
This report shall not be reproduced except in full, without the written approval of UL LLC

2TX CHAIN 0 + CHAIN 1 CDD OFDMA MODE: 996T+484T+242T (NON-CONTIGUOUS) – LOW POWER INDOOR

Test Engineer:	33499/84740, 104463/85502
Test Date:	9/10/2024, 09/25/2024

Bandwidth, Antenna Gain and Limits

Channel	Frequency (MHz)	Directional Gain for Power (dBi)	Directional Gain for PSD (dBi)	e.i.r.p. Power Limit (dBm)	PSD Limit (dBm)
Mid	6505	7.30	10.31	24.00	-1.00

Output Power Results

Channel	Frequency (MHz)	Chain 0 Meas Power (dBm)	Chain 1 Meas Power (dBm)	Total Corr'd EIRP (dBm)	Power Limit EIRP (dBm)	Power Margin (dB)
Mid	6505	3.65	3.74	14.01	24.00	-9.99

UL LLC
12 Laboratory Drive, Research Triangle Park, NC 27709; USA TEL:(919)549-1400
This report shall not be reproduced except in full, without the written approval of UL LLC

2TX CHAIN 0 + CHAIN 1 CDD OFDMA MODE: 996T+242T+484T (NON-CONTIGUOUS) – LOW POWER INDOOR

Test Engineer:	33499/84740, 104463/85502
Test Date:	9/10/2024, 09/25/2024

Bandwidth, Antenna Gain and Limits

Channel	Frequency (MHz)	Directional Gain for Power (dBi)	Directional Gain for PSD (dBi)	e.i.r.p. Power Limit (dBm)	PSD Limit (dBm)
Mid	6505	7.30	10.31	24.00	-1.00

Output Power Results

Channel	Frequency (MHz)	Chain 0 Meas Power (dBm)	Chain 1 Meas Power (dBm)	Total Corr'd EIRP (dBm)	Power Limit EIRP (dBm)	Power Margin (dB)
Mid	6505	3.61	3.75	13.99	24.00	-10.01

2TX CHAIN 0 + CHAIN 1 CDD OFDMA MODE: 996T+242T+484T (NON-CONTIGUOUS 2) – LOW POWER INDOOR

Test Engineer:	33499/84740, 104463/85502
Test Date:	9/10/2024, 09/25/2024

Bandwidth, Antenna Gain and Limits

Channel	Frequency (MHz)	Directional Gain for Power (dBi)	Directional Gain for PSD (dBi)	e.i.r.p. Power Limit (dBm)	PSD Limit (dBm)
Mid	6505	7.30	10.31	24.00	-1.00

Output Power Results

Channel	Frequency (MHz)	Chain 0 Meas Power (dBm)	Chain 1 Meas Power (dBm)	Total Corr'd EIRP (dBm)	Power Limit EIRP (dBm)	Power Margin (dB)
Mid	6505	3.64	3.76	14.01	24.00	-9.99

UL LLC
12 Laboratory Drive, Research Triangle Park, NC 27709; USA TEL:(919)549-1400
This report shall not be reproduced except in full, without the written approval of UL LLC

2TX CHAIN 0 + CHAIN 1 CDD OFDMA MODE: 242T+484T+996T (NON-CONTIGUOUS) – LOW POWER INDOOR

Test Engineer:	33499/84740, 104463/85502
Test Date:	9/10/2024, 09/25/2024

Bandwidth, Antenna Gain and Limits

Channel	Frequency (MHz)	Directional Gain for Power (dBi)	Directional Gain for PSD (dBi)	e.i.r.p. Power Limit (dBm)	PSD Limit (dBm)
Mid	6505	7.30	10.31	24.00	-1.00

Output Power Results

Channel	Frequency (MHz)	Chain 0 Meas Power (dBm)	Chain 1 Meas Power (dBm)	Total Corr'd EIRP (dBm)	Power Limit EIRP (dBm)	Power Margin (dB)
Mid	6505	3.70	3.71	14.02	24.00	-9.98

2TX CHAIN 0 + CHAIN 1 CDD OFDMA MODE: 484T+242T+996T (NON-CONTIGUOUS) – LOW POWER INDOOR

Test Engineer:	33499/84740, 104463/85502
Test Date:	9/10/2024, 09/25/2024

Bandwidth, Antenna Gain and Limits

Channel	Frequency (MHz)	Directional Gain for Power (dBi)	Directional Gain for PSD (dBi)	e.i.r.p. Power Limit (dBm)	PSD Limit (dBm)
Mid	6505	7.30	10.31	24.00	-1.00

Output Power Results

Channel	Frequency (MHz)	Chain 0 Meas Power (dBm)	Chain 1 Meas Power (dBm)	Total Corr'd EIRP (dBm)	Power Limit EIRP (dBm)	Power Margin (dB)
Mid	6505	3.70	3.85	14.09	24.00	-9.91

UL LLC
12 Laboratory Drive, Research Triangle Park, NC 27709; USA TEL:(919)549-1400
This report shall not be reproduced except in full, without the written approval of UL LLC

2TX CHAIN 0 + CHAIN 1 CDD OFDMA MODE: 484T+242T+996T (NON-CONTIGUOUS 2) – LOW POWER INDOOR

Test Engineer:	33499/84740, 104463/85502
Test Date:	9/10/2024, 09/25/2024

Bandwidth, Antenna Gain and Limits

Channel	Frequency (MHz)	Directional Gain for Power (dBi)	Directional Gain for PSD (dBi)	e.i.r.p. Power Limit (dBm)	PSD Limit (dBm)
Mid	6505	7.30	10.31	24.00	-1.00

Output Power Results

Channel	Frequency (MHz)	Chain 0 Meas Power (dBm)	Chain 1 Meas Power (dBm)	Total Corr'd EIRP (dBm)	Power Limit EIRP (dBm)	Power Margin (dB)
Mid	6505	3.76	3.78	14.08	24.00	-9.92

UL LLC
12 Laboratory Drive, Research Triangle Park, NC 27709; USA TEL:(919)549-1400
This report shall not be reproduced except in full, without the written approval of UL LLC

2TX CHAIN 0 + CHAIN 1 CDD OFDMA MODE: 2x996T – LOW POWER INDOOR

Test Engineer:	33499/84740, 104463/85502
Test Date:	9/10/2024, 09/25/2024

Bandwidth, Antenna Gain and Limits

Channel	Frequency (MHz)	Directional Gain for Power (dBi)	Directional Gain for PSD (dBi)	e.i.r.p. Power Limit (dBm)	PSD Limit (dBm)
Mid	6505	7.30	10.31	24.00	-1.00

Duty Cycle CF (dB)	0.00	**Included in Calculations of Corr'd PSD**	

Output Power Results

Channel	Frequency (MHz)	Chain 0 Meas Power (dBm)	Chain 1 Meas Power (dBm)	Total Corr'd EIRP (dBm)	Power Limit EIRP (dBm)	Power Margin (dB)
Mid	6505	7.06	7.08	17.38	24.00	-6.62

PSD Results

Channel	Frequency (MHz)	Chain 0 Meas PSD (dBm)	Chain 1 Meas PSD (dBm)	Total Corr'd EIRP PSD (dBm)	PSD Limit EIRP (dBm)	PSD Margin (dB)
Mid	6505	-18.80	-19.97	-6.03	-1.00	-5.03

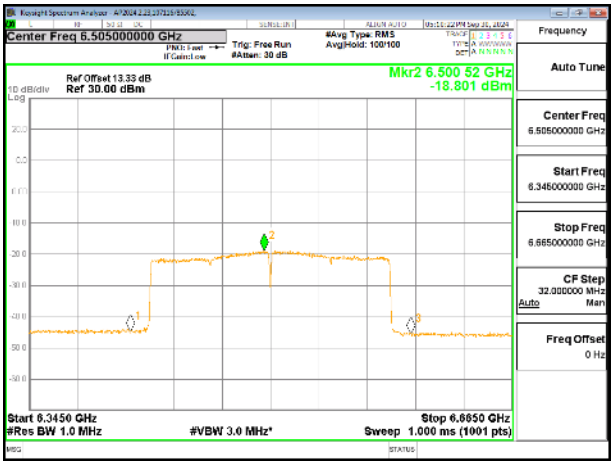

MID CHANNEL CHAIN 0

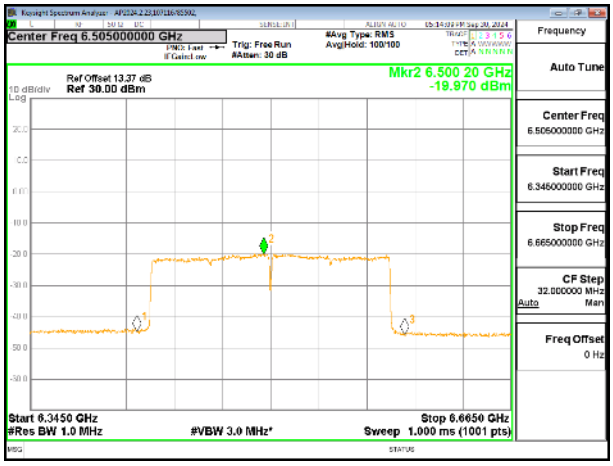

MID CHANNEL CHAIN 1

UL LLC
12 Laboratory Drive, Research Triangle Park, NC 27709; USA TEL:(919)549-1400
This report shall not be reproduced except in full, without the written approval of UL LLC

9.2.30. 802.11be EHT320 MODE 2TX IN THE UNII-6 BAND (MID GAIN)

2TX CHAIN 0 + CHAIN 1 CDD OFDMA MODE: 2x996T+484T (CONTIGUOUS LOW MRU 6) – LOW POWER INDOOR

Test Engineer:	33499/84740, 104463/85502
Test Date:	9/10/2024, 09/25/2024

Bandwidth, Antenna Gain and Limits

Channel	Frequency (MHz)	Directional Gain for Power (dBi)	Directional Gain for PSD (dBi)	EIRP Power Limit (dBm)	PSD Limit (dBm)
Low	6425	7.30	10.31	24.00	-1.00
High	6585	7.30	10.31	24.00	-1.00

Output Power Results

Channel	Frequency (MHz)	Chain 0 Meas Power (dBm)	Chain 1 Meas Power (dBm)	Total Corr'd EIRP (dBm)	Power Limit EIRP (dBm)	Power Margin (dB)
Low	6425	6.99	7.14	17.38	24.00	-6.62
High	6585	7.22	7.24	17.54	24.00	-6.46

2TX CHAIN 0 + CHAIN 1 CDD OFDMA MODE: 2x996T+484T (CONTIGUOUS LOW MRU1) – LOW POWER INDOOR

Test Engineer:	33499/84740, 104463/85502
Test Date:	9/10/2024, 09/25/2024

Bandwidth, Antenna Gain and Limits

Channel	Frequency (MHz)	Directional Gain for Power (dBi)	Directional Gain for PSD (dBi)	EIRP Power Limit (dBm)	PSD Limit (dBm)
Low	6425	7.30	10.31	24.00	-1.00
High	6585	7.30	10.31	24.00	-1.00

Output Power Results

Channel	Frequency (MHz)	Chain 0 Meas Power (dBm)	Chain 1 Meas Power (dBm)	Total Corr'd EIRP (dBm)	Power Limit EIRP (dBm)	Power Margin (dB)
Low	6425	7.00	6.50	17.07	24.00	-6.93
High	6585	6.92	6.47	17.01	24.00	-6.99

UL LLC
12 Laboratory Drive, Research Triangle Park, NC 27709; USA TEL:(919)549-1400
This report shall not be reproduced except in full, without the written approval of UL LLC

2TX CHAIN 0 + CHAIN 1 CDD OFDMA MODE: 2x996T+484T (CONTIGUOUS HIGH MRU 7) – LOW POWER INDOOR

Test Engineer:	33499/84740, 104463/85502
Test Date:	9/10/2024, 09/25/2024

Bandwidth, Antenna Gain and Limits

Channel	Frequency (MHz)	Directional Gain for Power (dBi)	Directional Gain for PSD (dBi)	EIRP Power Limit (dBm)	PSD Limit (dBm)
Low	6425	7.30	10.31	24.00	-1.00
High	6585	7.30	10.31	24.00	-1.00

Output Power Results

Channel	Frequency (MHz)	Chain 0 Meas Power (dBm)	Chain 1 Meas Power (dBm)	Total Corr'd EIRP (dBm)	Power Limit EIRP (dBm)	Power Margin (dB)
Low	6425	6.96	7.07	17.33	24.00	-6.67
High	6585	7.05	7.16	17.42	24.00	-6.58

2TX CHAIN 0 + CHAIN 1 CDD OFDMA MODE: 2x996T+484T (CONTIGUOUS HIGH MRU12) – LOW POWER INDOOR

Test Engineer:	33499/84740, 104463/85502
Test Date:	9/10/2024, 09/25/2024

Bandwidth, Antenna Gain and Limits

Channel	Frequency (MHz)	Directional Gain for Power (dBi)	Directional Gain for PSD (dBi)	EIRP Power Limit (dBm)	PSD Limit (dBm)
Low	6425	7.30	10.31	24.00	-1.00
High	6585	7.30	10.31	24.00	-1.00

Output Power Results

Channel	Frequency (MHz)	Chain 0 Meas Power (dBm)	Chain 1 Meas Power (dBm)	Total Corr'd EIRP (dBm)	Power Limit EIRP (dBm)	Power Margin (dB)
Low	6425	7.07	6.66	17.18	24.00	-6.82
High	6585	7.06	6.53	17.11	24.00	-6.89

UL LLC
12 Laboratory Drive, Research Triangle Park, NC 27709; USA TEL:(919)549-1400
This report shall not be reproduced except in full, without the written approval of UL LLC

2TX CHAIN 0 + CHAIN 1 CDD OFDMA MODE: 2x996T+484T (NON-CONTIGUOUS LOW MRU5) – LOW POWER INDOOR

Test Engineer:	33499/84740, 104463/85502
Test Date:	9/10/2024, 09/25/2024

Bandwidth, Antenna Gain and Limits

Channel	Frequency (MHz)	Directional Gain for Power (dBi)	Directional Gain for PSD (dBi)	EIRP Power Limit (dBm)	PSD Limit (dBm)
Low	6425	7.30	10.31	24.00	-1.00
High	6585	7.30	10.31	24.00	-1.00

Output Power Results

Channel	Frequency (MHz)	Chain 0 Meas Power (dBm)	Chain 1 Meas Power (dBm)	Total Corr'd EIRP (dBm)	Power Limit EIRP (dBm)	Power Margin (dB)
Low	6425	6.90	7.09	17.31	24.00	-6.69
High	6585	7.16	7.28	17.53	24.00	-6.47

2TX CHAIN 0 + CHAIN 1 CDD OFDMA MODE: 2x996T+484T (NON-CONTIGUOUS HIGH MRU11) – LOW POWER INDOOR

Test Engineer:	33499/84740, 104463/85502
Test Date:	9/10/2024, 09/25/2024

Bandwidth, Antenna Gain and Limits

Channel	Frequency (MHz)	Directional Gain for Power (dBi)	Directional Gain for PSD (dBi)	EIRP Power Limit (dBm)	PSD Limit (dBm)
Low	6425	7.30	10.31	24.00	-1.00
High	6585	7.30	10.31	24.00	-1.00

Output Power Results

Channel	Frequency (MHz)	Chain 0 Meas Power (dBm)	Chain 1 Meas Power (dBm)	Total Corr'd EIRP (dBm)	Power Limit EIRP (dBm)	Power Margin (dB)
Low	6425	7.03	6.53	17.10	24.00	-6.90
High	6585	6.98	6.62	17.11	24.00	-6.89

UL LLC
12 Laboratory Drive, Research Triangle Park, NC 27709; USA TEL:(919)549-1400
This report shall not be reproduced except in full, without the written approval of UL LLC

2TX CHAIN 0 + CHAIN 1 CDD OFDMA MODE: 484T+2x996T (NON-CONTIGUOUS) – LOW POWER INDOOR

Test Engineer:	33499/84740, 104463/85502
Test Date:	9/10/2024, 09/25/2024

Bandwidth, Antenna Gain and Limits

Channel	Frequency (MHz)	Directional Gain for Power (dBi)	Directional Gain for PSD (dBi)	EIRP Power Limit (dBm)	PSD Limit (dBm)
Low	6425	7.30	10.31	24.00	-1.00
High	6585	7.30	10.31	24.00	-1.00

Output Power Results

Channel	Frequency (MHz)	Chain 0 Meas Power (dBm)	Chain 1 Meas Power (dBm)	Total Corr'd EIRP (dBm)	Power Limit EIRP (dBm)	Power Margin (dB)
Low	6425	6.99	7.10	17.36	24.00	-6.64
High	6585	7.12	7.19	17.47	24.00	-6.53

2TX CHAIN 0 + CHAIN 1 CDD OFDMA MODE: 484T+2x996T (NON-CONTIGUOUS 2) – LOW POWER INDOOR

Test Engineer:	33499/84740, 104463/85502
Test Date:	9/10/2024, 09/25/2024

Bandwidth, Antenna Gain and Limits

Channel	Frequency (MHz)	Directional Gain for Power (dBi)	Directional Gain for PSD (dBi)	EIRP Power Limit (dBm)	PSD Limit (dBm)
Low	6425	7.30	10.31	24.00	-1.00
High	6585	7.30	10.31	24.00	-1.00

Output Power Results

Channel	Frequency (MHz)	Chain 0 Meas Power (dBm)	Chain 1 Meas Power (dBm)	Total Corr'd EIRP (dBm)	Power Limit EIRP (dBm)	Power Margin (dB)
Low	6425	7.08	6.60	17.16	24.00	-6.84
High	6585	6.96	6.38	16.99	24.00	-7.01

UL LLC
12 Laboratory Drive, Research Triangle Park, NC 27709; USA TEL:(919)549-1400
This report shall not be reproduced except in full, without the written approval of UL LLC

2TX CHAIN 0 + CHAIN 1 CDD OFDMA MODE: 996T+484T+996T (NON-CONTIGUOUS LOW MRU3) – LOW POWER INDOOR

Test Engineer:	33499/84740, 104463/85502
Test Date:	9/10/2024, 09/25/2024

Bandwidth, Antenna Gain and Limits

Channel	Frequency (MHz)	Directional Gain for Power (dBi)	Directional Gain for PSD (dBi)	EIRP Power Limit (dBm)	PSD Limit (dBm)
Low	6425	7.30	10.31	24.00	-1.00
High	6585	7.30	10.31	24.00	-1.00

Output Power Results

Channel	Frequency (MHz)	Chain 0 Meas Power (dBm)	Chain 1 Meas Power (dBm)	Total Corr'd EIRP (dBm)	Power Limit EIRP (dBm)	Power Margin (dB)
Low	6425	6.91	7.04	17.29	24.00	-6.71
High	6585	7.16	7.27	17.53	24.00	-6.47

2TX CHAIN 0 + CHAIN 1 CDD OFDMA MODE: 996T+484T+996T (NON-CONTIGUOUS HIGH MRU9) – LOW POWER INDOOR

Test Engineer:	33499/84740, 104463/85502
Test Date:	9/10/2024, 09/25/2024

Bandwidth, Antenna Gain and Limits

Channel	Frequency (MHz)	Directional Gain for Power (dBi)	Directional Gain for PSD (dBi)	EIRP Power Limit (dBm)	PSD Limit (dBm)
Low	6425	7.30	10.31	24.00	-1.00
High	6585	7.30	10.31	24.00	-1.00

Output Power Results

Channel	Frequency (MHz)	Chain 0 Meas Power (dBm)	Chain 1 Meas Power (dBm)	Total Corr'd EIRP (dBm)	Power Limit EIRP (dBm)	Power Margin (dB)
Low	6425	6.92	6.53	17.04	24.00	-6.96
High	6585	6.91	6.44	16.99	24.00	-7.01

UL LLC
12 Laboratory Drive, Research Triangle Park, NC 27709; USA TEL:(919)549-1400
This report shall not be reproduced except in full, without the written approval of UL LLC

2TX CHAIN 0 + CHAIN 1 CDD OFDMA MODE: 996T+484T+996T (NON-CONTIGUOUS 2 LOW MRU4) – LOW POWER INDOOR

Test Engineer:	33499/84740, 104463/85502
Test Date:	9/10/2024, 09/25/2024

Bandwidth, Antenna Gain and Limits

Channel	Frequency (MHz)	Directional Gain for Power (dBi)	Directional Gain for PSD (dBi)	EIRP Power Limit (dBm)	PSD Limit (dBm)
Low	6425	7.30	10.31	24.00	-1.00
High	6585	7.30	10.31	24.00	-1.00

Output Power Results

Channel	Frequency (MHz)	Chain 0 Meas Power (dBm)	Chain 1 Meas Power (dBm)	Total Corr'd EIRP (dBm)	Power Limit EIRP (dBm)	Power Margin (dB)
Low	6425	7.00	7.12	17.37	24.00	-6.63
High	6585	7.13	7.25	17.50	24.00	-6.50

2TX CHAIN 0 + CHAIN 1 CDD OFDMA MODE: 996T+484T+996T (NON-CONTIGUOUS 2 HIGH MRU10) – LOW POWER INDOOR

Test Engineer:	33499/84740, 104463/85502
Test Date:	9/10/2024, 09/25/2024

Bandwidth, Antenna Gain and Limits

Channel	Frequency (MHz)	Directional Gain for Power (dBi)	Directional Gain for PSD (dBi)	EIRP Power Limit (dBm)	PSD Limit (dBm)
Low	6425	7.30	10.31	24.00	-1.00
High	6585	7.30	10.31	24.00	-1.00

Output Power Results

Channel	Frequency (MHz)	Chain 0 Meas Power (dBm)	Chain 1 Meas Power (dBm)	Total Corr'd EIRP (dBm)	Power Limit EIRP (dBm)	Power Margin (dB)
Low	6425	6.93	6.52	17.04	24.00	-6.96
High	6585	6.96	6.61	17.10	24.00	-6.90

UL LLC
12 Laboratory Drive, Research Triangle Park, NC 27709; USA TEL:(919)549-1400
This report shall not be reproduced except in full, without the written approval of UL LLC

2TX CHAIN 0 + CHAIN 1 CDD OFDMA MODE: 3x996T (CONTIGUOUS LOW) – LOW POWER INDOOR

Test Engineer:	33499/84740, 104463/85502
Test Date:	9/10/2024, 09/25/2024

Bandwidth, Antenna Gain and Limits

Channel	Frequency (MHz)	Directional Gain for Power (dBi)	Directional Gain for PSD (dBi)	EIRP Power Limit (dBm)	PSD Limit (dBm)
Low	6425	7.30	10.31	24.00	-1.00
High	6585	7.30	10.31	24.00	-1.00

Output Power Results

Channel	Frequency (MHz)	Chain 0 Meas Power (dBm)	Chain 1 Meas Power (dBm)	Total Corr'd EIRP (dBm)	Power Limit EIRP (dBm)	Power Margin (dB)
Low	6425	6.73	6.80	17.08	24.00	-6.92
High	6585	6.97	7.13	17.36	24.00	-6.64

2TX CHAIN 0 + CHAIN 1 CDD OFDMA MODE: 3x996T (CONTIGUOUS HIGH) – LOW POWER INDOOR

Test Engineer:	33499/84740, 104463/85502
Test Date:	9/10/2024, 09/25/2024

Bandwidth, Antenna Gain and Limits

Channel	Frequency (MHz)	Directional Gain for Power (dBi)	Directional Gain for PSD (dBi)	EIRP Power Limit (dBm)	PSD Limit (dBm)
Low	6425	7.30	10.31	24.00	-1.00
High	6585	7.30	10.31	24.00	-1.00

Output Power Results

Channel	Frequency (MHz)	Chain 0 Meas Power (dBm)	Chain 1 Meas Power (dBm)	Total Corr'd EIRP (dBm)	Power Limit EIRP (dBm)	Power Margin (dB)
Low	6425	6.87	6.93	17.21	24.00	-6.79
High	6585	6.99	7.11	17.36	24.00	-6.64

UL LLC
12 Laboratory Drive, Research Triangle Park, NC 27709; USA TEL:(919)549-1400
This report shall not be reproduced except in full, without the written approval of UL LLC

2TX CHAIN 0 + CHAIN 1 CDD OFDMA MODE: 3x996T (NON-CONTIGUOUS) – LOW POWER INDOOR

Test Engineer:	33499/84740, 104463/85502
Test Date:	9/10/2024, 09/25/2024

Bandwidth, Antenna Gain and Limits

Channel	Frequency (MHz)	Directional Gain for Power (dBi)	Directional Gain for PSD (dBi)	EIRP Power Limit (dBm)	PSD Limit (dBm)
Low	6425	7.30	10.31	24.00	-1.00
High	6585	7.30	10.31	24.00	-1.00

Output Power Results

Channel	Frequency (MHz)	Chain 0 Meas Power (dBm)	Chain 1 Meas Power (dBm)	Total Corr'd EIRP (dBm)	Power Limit EIRP (dBm)	Power Margin (dB)
Low	6425	6.83	6.96	17.21	24.00	-6.79
High	6585	6.98	7.07	17.34	24.00	-6.66

2TX CHAIN 0 + CHAIN 1 CDD OFDMA MODE: 3x996T (NON-CONTIGUOUS 2) – LOW POWER INDOOR

Test Engineer:	33499/84740, 104463/85502
Test Date:	9/10/2024, 09/25/2024

Bandwidth, Antenna Gain and Limits

Channel	Frequency (MHz)	Directional Gain for Power (dBi)	Directional Gain for PSD (dBi)	EIRP Power Limit (dBm)	PSD Limit (dBm)
Low	6425	7.30	10.31	24.00	-1.00
High	6585	7.30	10.31	24.00	-1.00

Output Power Results

Channel	Frequency (MHz)	Chain 0 Meas Power (dBm)	Chain 1 Meas Power (dBm)	Total Corr'd EIRP (dBm)	Power Limit EIRP (dBm)	Power Margin (dB)
Low	6425	6.79	6.98	17.20	24.00	-6.80
High	6585	7.03	7.10	17.38	24.00	-6.62

UL LLC
12 Laboratory Drive, Research Triangle Park, NC 27709; USA TEL:(919)549-1400
This report shall not be reproduced except in full, without the written approval of UL LLC

2TX CHAIN 0 + CHAIN 1 CDD OFDMA MODE: 3x996T+484T (CONTIGUOUS LOW) – LOW POWER INDOOR

Test Engineer:	33499/84740, 104463/85502
Test Date:	9/10/2024, 09/25/2024

Bandwidth, Antenna Gain and Limits

Channel	Frequency (MHz)	Directional Gain for Power (dBi)	Directional Gain for PSD (dBi)	EIRP Power Limit (dBm)	PSD Limit (dBm)
Low	6425	7.30	10.31	24.00	-1.00
High	6585	7.30	10.31	24.00	-1.00

Output Power Results

Channel	Frequency (MHz)	Chain 0 Meas Power (dBm)	Chain 1 Meas Power (dBm)	Total Corr'd EIRP (dBm)	Power Limit EIRP (dBm)	Power Margin (dB)
Low	6425	6.97	6.99	17.29	24.00	-6.71
High	6585	7.09	7.22	17.47	24.00	-6.53

2TX CHAIN 0 + CHAIN 1 CDD OFDMA MODE: 3x996T+484T (CONTIGUOUS HIGH) – LOW POWER INDOOR

Test Engineer:	33499/84740, 104463/85502
Test Date:	9/10/2024, 09/25/2024

Bandwidth, Antenna Gain and Limits

Channel	Frequency (MHz)	Directional Gain for Power (dBi)	Directional Gain for PSD (dBi)	EIRP Power Limit (dBm)	PSD Limit (dBm)
Low	6425	7.30	10.31	24.00	-1.00
High	6585	7.30	10.31	24.00	-1.00

Output Power Results

Channel	Frequency (MHz)	Chain 0 Meas Power (dBm)	Chain 1 Meas Power (dBm)	Total Corr'd EIRP (dBm)	Power Limit EIRP (dBm)	Power Margin (dB)
Low	6425	6.94	6.92	17.24	24.00	-6.76
High	6585	7.05	7.18	17.43	24.00	-6.57

UL LLC
12 Laboratory Drive, Research Triangle Park, NC 27709; USA TEL:(919)549-1400
This report shall not be reproduced except in full, without the written approval of UL LLC

2TX CHAIN 0 + CHAIN 1 CDD OFDMA MODE: 3x996T+484T (NON-CONTIGUOUS) – LOW POWER INDOOR

Test Engineer:	33499/84740, 104463/85502
Test Date:	9/10/2024, 09/25/2024

Bandwidth, Antenna Gain and Limits

Channel	Frequency (MHz)	Directional Gain for Power (dBi)	Directional Gain for PSD (dBi)	EIRP Power Limit (dBm)	PSD Limit (dBm)
Low	6425	7.30	10.31	24.00	-1.00
High	6585	7.30	10.31	24.00	-1.00

Output Power Results

Channel	Frequency (MHz)	Chain 0 Meas Power (dBm)	Chain 1 Meas Power (dBm)	Total Corr'd EIRP (dBm)	Power Limit EIRP (dBm)	Power Margin (dB)
Low	6425	6.92	6.92	17.23	24.00	-6.77
High	6585	7.18	7.18	17.49	24.00	-6.51

2TX CHAIN 0 + CHAIN 1 CDD OFDMA MODE: 484T+3x996T (NON-CONTIGUOUS) – LOW POWER INDOOR

Test Engineer:	33499/84740, 104463/85502
Test Date:	9/10/2024, 09/25/2024

Bandwidth, Antenna Gain and Limits

Channel	Frequency (MHz)	Directional Gain for Power (dBi)	Directional Gain for PSD (dBi)	EIRP Power Limit (dBm)	PSD Limit (dBm)
Low	6425	7.30	10.31	24.00	-1.00
High	6585	7.30	10.31	24.00	-1.00

Output Power Results

Channel	Frequency (MHz)	Chain 0 Meas Power (dBm)	Chain 1 Meas Power (dBm)	Total Corr'd EIRP (dBm)	Power Limit EIRP (dBm)	Power Margin (dB)
Low	6425	6.95	6.95	17.26	24.00	-6.74
High	6585	7.11	7.18	17.46	24.00	-6.54

UL LLC
12 Laboratory Drive, Research Triangle Park, NC 27709; USA TEL:(919)549-1400
This report shall not be reproduced except in full, without the written approval of UL LLC

2TX CHAIN 0 + CHAIN 1 CDD OFDMA MODE: 996T+484T+2x996T (NON-CONTIGUOUS) – LOW POWER INDOOR

Test Engineer:	33499/84740, 104463/85502
Test Date:	9/10/2024, 09/25/2024

Bandwidth, Antenna Gain and Limits

Channel	Frequency (MHz)	Directional Gain for Power (dBi)	Directional Gain for PSD (dBi)	EIRP Power Limit (dBm)	PSD Limit (dBm)
Low	6425	7.30	10.31	24.00	-1.00
High	6585	7.30	10.31	24.00	-1.00

Output Power Results

Channel	Frequency (MHz)	Chain 0 Meas Power (dBm)	Chain 1 Meas Power (dBm)	Total Corr'd EIRP (dBm)	Power Limit EIRP (dBm)	Power Margin (dB)
Low	6425	6.87	6.98	17.24	24.00	-6.76
High	6585	7.09	7.11	17.41	24.00	-6.59

2TX CHAIN 0 + CHAIN 1 CDD OFDMA MODE: 996T+484T+2x996T (NON-CONTIGUOUS 2) – LOW POWER INDOOR

Test Engineer:	33499/84740, 104463/85502
Test Date:	9/10/2024, 09/25/2024

Bandwidth, Antenna Gain and Limits

Channel	Frequency (MHz)	Directional Gain for Power (dBi)	Directional Gain for PSD (dBi)	EIRP Power Limit (dBm)	PSD Limit (dBm)
Low	6425	7.30	10.31	24.00	-1.00
High	6585	7.30	10.31	24.00	-1.00

Output Power Results

Channel	Frequency (MHz)	Chain 0 Meas Power (dBm)	Chain 1 Meas Power (dBm)	Total Corr'd EIRP (dBm)	Power Limit EIRP (dBm)	Power Margin (dB)
Low	6425	6.87	6.93	17.21	24.00	-6.79
High	6585	7.04	7.19	17.43	24.00	-6.57

UL LLC
12 Laboratory Drive, Research Triangle Park, NC 27709; USA TEL:(919)549-1400
This report shall not be reproduced except in full, without the written approval of UL LLC

2TX CHAIN 0 + CHAIN 1 CDD OFDMA MODE: 2x996T+484T+996T (NON-CONTIGUOUS) – LOW POWER INDOOR

Test Engineer:	33499/84740, 104463/85502
Test Date:	9/10/2024, 09/25/2024

Bandwidth, Antenna Gain and Limits

Channel	Frequency (MHz)	Directional Gain for Power (dBi)	Directional Gain for PSD (dBi)	EIRP Power Limit (dBm)	PSD Limit (dBm)
Low	6425	7.30	10.31	24.00	-1.00
High	6585	7.30	10.31	24.00	-1.00

Output Power Results

Channel	Frequency (MHz)	Chain 0 Meas Power (dBm)	Chain 1 Meas Power (dBm)	Total Corr'd EIRP (dBm)	Power Limit EIRP (dBm)	Power Margin (dB)
Low	6425	6.91	7.03	17.28	24.00	-6.72
High	6585	7.09	7.18	17.45	24.00	-6.55

2TX CHAIN 0 + CHAIN 1 CDD OFDMA MODE: 2x996T+484T+996T (NON-CONTIGUOUS 2) – LOW POWER INDOOR

Test Engineer:	33499/84740, 104463/85502
Test Date:	9/10/2024, 09/25/2024

Bandwidth, Antenna Gain and Limits

Channel	Frequency (MHz)	Directional Gain for Power (dBi)	Directional Gain for PSD (dBi)	EIRP Power Limit (dBm)	PSD Limit (dBm)
Low	6425	7.30	10.31	24.00	-1.00
High	6585	7.30	10.31	24.00	-1.00

Output Power Results

Channel	Frequency (MHz)	Chain 0 Meas Power (dBm)	Chain 1 Meas Power (dBm)	Total Corr'd EIRP (dBm)	Power Limit EIRP (dBm)	Power Margin (dB)
Low	6425	6.94	6.97	17.27	24.00	-6.73
High	6585	7.08	7.13	17.42	24.00	-6.58

UL LLC
12 Laboratory Drive, Research Triangle Park, NC 27709; USA TEL:(919)549-1400
This report shall not be reproduced except in full, without the written approval of UL LLC

2TX CHAIN 0 + CHAIN 1 CDD OFDMA MODE: 4x996T – LOW POWER INDOOR

Test Engineer:	33499/84740, 104463/85502
Test Date:	9/10/2024, 10/01/2024

Bandwidth, Antenna Gain and Limits

Channel	Frequency (MHz)	Directional Gain for Power (dBi)	Directional Gain for PSD (dBi)	EIRP Power Limit (dBm)	PSD Limit (dBm)
Low	6425	7.30	10.31	24.00	-1.00
High	6585	7.30	10.31	24.00	-1.00

Duty Cycle CF (dB)	0.00	**Included in Calculations of Corr'd PSD**	

Output Power Results

Channel	Frequency (MHz)	Chain 0 Meas Power (dBm)	Chain 1 Meas Power (dBm)	Total Corr'd EIRP (dBm)	Power Limit EIRP (dBm)	Power Margin (dB)
Low	6425	9.50	9.73	19.93	24.00	-4.07
High	6585	9.72	9.89	20.12	24.00	-3.88

PSD Results

Channel	Frequency (MHz)	Chain 0 Meas PSD (dBm)	Chain 1 Meas PSD (dBm)	Total Corr'd EIRP PSD (dBm)	PSD Limit (dBm)	PSD Margin (dB)
Low	6425	-15.60	-15.83	-2.39	-1.00	-1.39
High	6585	-15.36	-15.72	-2.22	-1.00	-1.22

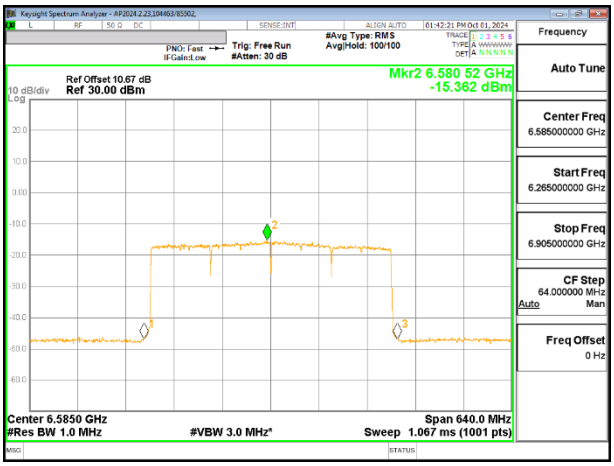

HIGH CHANNEL CHAIN 0

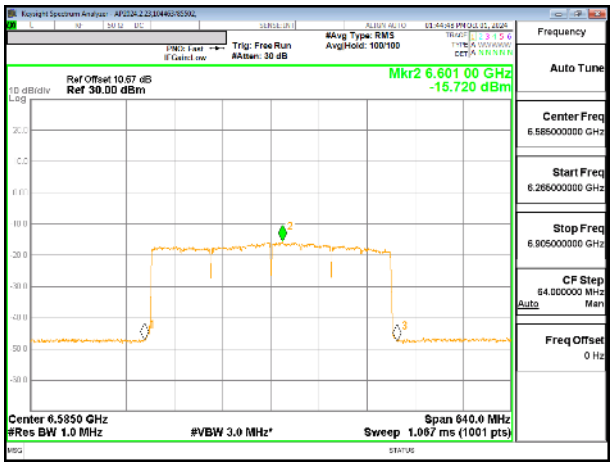

HIGH CHANNEL CHAIN 1

UL LLC
12 Laboratory Drive, Research Triangle Park, NC 27709; USA TEL:(919)549-1400
This report shall not be reproduced except in full, without the written approval of UL LLC

9.2.31. 802.11a MODE 2TX IN THE UNII-6 BAND (HIGH GAIN)

2TX CHAIN 0 + CHAIN 1 CDD OFDMA MODE – LOW POWER INDOOR

Test Engineer:	85502, 33499/84740
Test Date:	2024/08/01-2024/09/24

Bandwidth, Antenna Gain and Limits

Channel	Frequency (MHz)	Directional Gain for Power (dBi)	Directional Gain for PSD (dBi)	e.i.r.p. Power Limit (dBm)	PSD Limit (dBm)
Low	6435	8.60	11.61	24.00	-1.00
Mid	6475	8.60	11.61	24.00	-1.00
High	6515	8.60	11.61	24.00	-1.00

Duty Cycle CF (dB)	0.00	**Included in Calculations of Corr'd PSD**

Output Power Results

Channel	Frequency (MHz)	Chain 0 Meas Power (dBm)	Chain 1 Meas Power (dBm)	Total Corr'd EIRP (dBm)	Power Limit EIRP (dBm)	Power Margin (dB)
Low	6435	-4.02	-4.74	7.25	24.00	-16.75
Mid	6475	-4.09	-4.98	7.10	24.00	-16.90
High	6515	-4.02	-5.02	7.12	24.00	-16.88

PSD Results

Channel	Frequency (MHz)	Chain 0 Meas PSD (dBm)	Chain 1 Meas PSD (dBm)	Total Corr'd EIRP PSD (dBm)	PSD Limit EIRP (dBm)	PSD Margin (dB)
Low	6435	-16.86	-15.99	-1.78	-1.00	-0.78
Mid	6475	-17.09	-16.15	-1.97	-1.00	-0.97
High	6515	-17.08	-16.08	-1.93	-1.00	-0.93

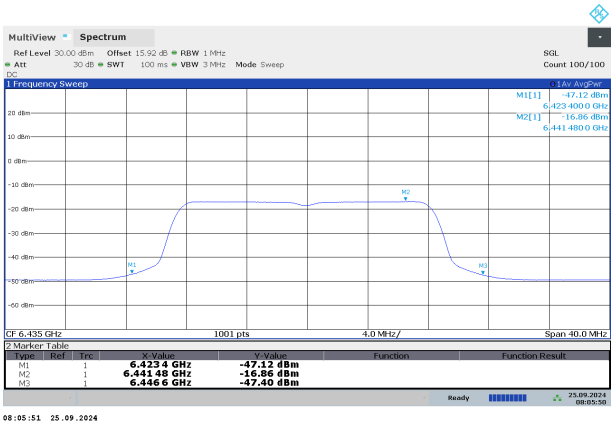

LOW CHANNEL CHAIN 0

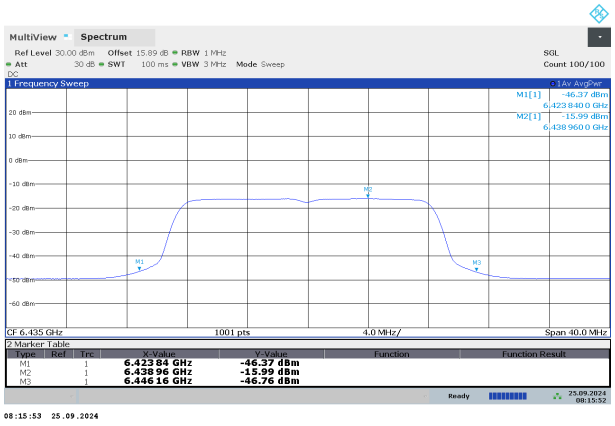

LOW CHANNEL CHAIN 1

UL LLC
12 Laboratory Drive, Research Triangle Park, NC 27709; USA TEL:(919)549-1400
This report shall not be reproduced except in full, without the written approval of UL LLC

9.2.32. 802.11be EHT20 MODE 2TX IN THE UNII-6 BAND (HIGH GAIN)

2TX CHAIN 0 + CHAIN 1 CDD OFDMA MODE: 26T – LOW POWER INDOOR

Test Engineer:	84740, 85502, 33499/84740
Test Date:	2024/08/01-10/17/2024

Bandwidth, Antenna Gain and Limits

Channel	Frequency (MHz)	Directional Gain for Power (dBi)	Directional Gain for PSD (dBi)	e.i.r.p. Power Limit (dBm)	PSD Limit (dBm)
Low	6435	8.60	11.61	24.00	-1.00
Mid	6475	8.60	11.61	24.00	-1.00
High	6515	8.60	11.61	24.00	-1.00

Duty Cycle CF (dB)	0.00	**Included in Calculations of Corr'd PSD**

Output Power Results

Channel	Frequency (MHz)	Chain 0 Meas Power (dBm)	Chain 1 Meas Power (dBm)	Total Corr'd EIRP (dBm)	Power Limit EIRP (dBm)	Power Margin (dB)
Low	6435	-12.89	-13.14	-1.40	24.00	-25.40
Mid	6475	-11.55	-12.16	-0.23	24.00	-24.23
High	6515	-13.01	-13.19	-1.49	24.00	-25.49

PSD Results

Channel	Frequency (MHz)	Chain 0 Meas PSD (dBm)	Chain 1 Meas PSD (dBm)	Total Corr'd EIRP PSD (dBm)	PSD Limit EIRP (dBm)	PSD Margin (dB)
Low	6435	-16.14	-16.24	-1.57	-1.00	-0.57
Mid	6475	-17.44	-16.56	-2.36	-1.00	-1.36
High	6515	-16.56	-16.19	-1.75	-1.00	-0.75

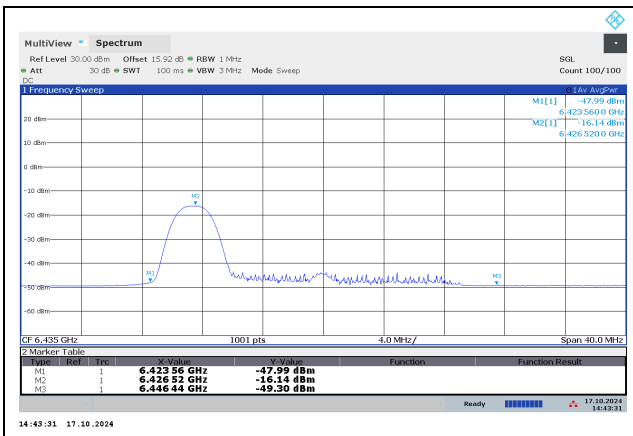

LOW CHANNEL CHAIN 0

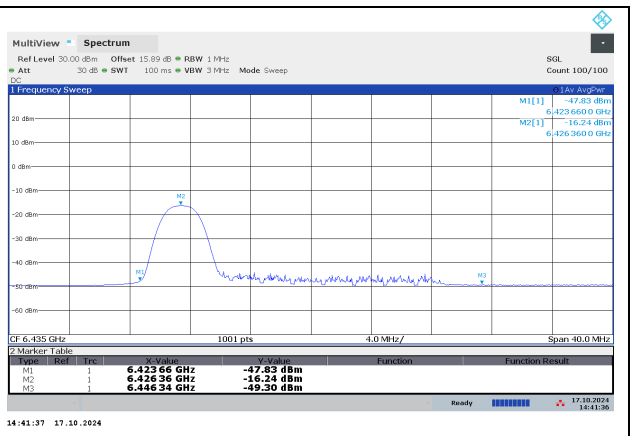

LOW CHANNEL CHAIN 1

UL LLC
12 Laboratory Drive, Research Triangle Park, NC 27709; USA TEL:(919)549-1400
This report shall not be reproduced except in full, without the written approval of UL LLC

2TX CHAIN 0 + CHAIN 1 CDD OFDMA MODE: 52T – LOW POWER INDOOR

Test Engineer:	84740, 85502, 33499/84740
Test Date:	2024/08/01-10/17/2024

Bandwidth, Antenna Gain and Limits

Channel	Frequency (MHz)	Directional Gain for Power (dBi)	Directional Gain for PSD (dBi)	e.i.r.p. Power Limit (dBm)	PSD Limit (dBm)
Low	6435	8.60	11.61	24.00	-1.00
Mid	6475	8.60	11.61	24.00	-1.00
High	6515	8.60	11.61	24.00	-1.00

Duty Cycle CF (dB)	0.00	**Included in Calculations of Corr'd PSD**

Output Power Results

Channel	Frequency (MHz)	Chain 0 Meas Power (dBm)	Chain 1 Meas Power (dBm)	Total Corr'd EIRP (dBm)	Power Limit EIRP (dBm)	Power Margin (dB)
Low	6435	-10.64	-10.81	0.89	24.00	-23.11
Mid	6475	-10.97	-10.92	0.66	24.00	-23.34
High	6515	-10.55	-10.61	1.03	24.00	-22.97

PSD Results

Channel	Frequency (MHz)	Chain 0 Meas PSD (dBm)	Chain 1 Meas PSD (dBm)	Total Corr'd EIRP PSD (dBm)	PSD Limit EIRP (dBm)	PSD Margin (dB)
Low	6435	-16.10	-16.52	-1.68	-1.00	-0.68
Mid	6475	-16.78	-16.76	-2.15	-1.00	-1.15
High	6515	-16.46	-16.70	-1.96	-1.00	-0.96

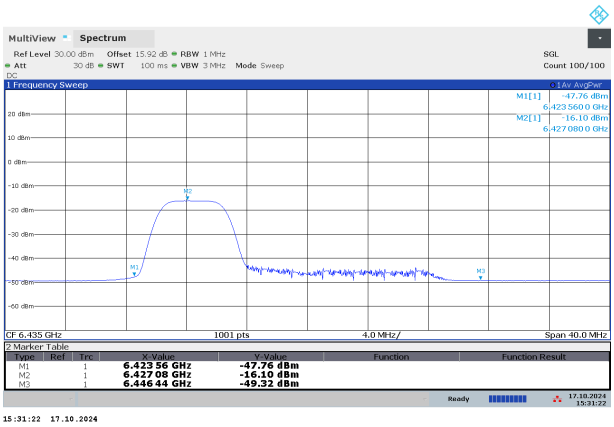

LOW CHANNEL CHAIN 0

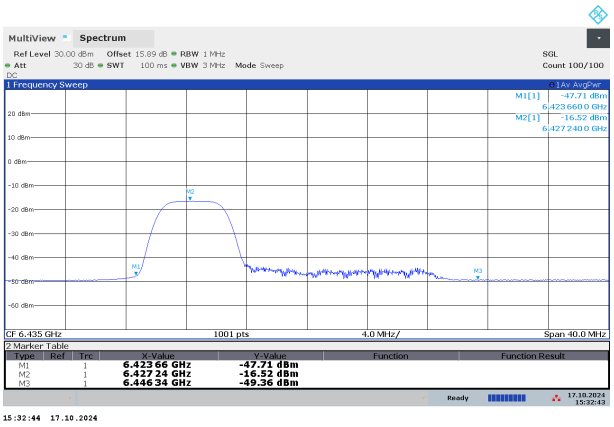

LOW CHANNEL CHAIN 1

UL LLC
12 Laboratory Drive, Research Triangle Park, NC 27709; USA TEL:(919)549-1400
This report shall not be reproduced except in full, without the written approval of UL LLC

2TX CHAIN 0 + CHAIN 1 CDD OFDMA MODE: 52T+26T – LOW POWER INDOOR

Test Engineer:	84740
Test Date:	10/17/2024

Bandwidth, Antenna Gain and Limits

Channel	Frequency (MHz)	Directional Gain for Power (dBi)	Directional Gain for PSD (dBi)	e.i.r.p. Power Limit (dBm)	PSD Limit (dBm)
Low	6435	8.60	11.61	24.00	-1.00
Mid	6475	8.60	11.61	24.00	-1.00
High	6515	8.60	11.61	24.00	-1.00

Duty Cycle CF (dB)	0.00	**Included in Calculations of Corr'd PSD**

Output Power Results

Channel	Frequency (MHz)	Chain 0 Meas Power (dBm)	Chain 1 Meas Power (dBm)	Total Corr'd EIRP (dBm)	Power Limit EIRP (dBm)	Power Margin (dB)
Low	6435	-10.56	-10.63	1.02	24.00	-22.98
Mid	6475	-10.88	-10.89	0.72	24.00	-23.28
High	6515	-10.73	-10.74	0.88	24.00	-23.12

UL LLC
12 Laboratory Drive, Research Triangle Park, NC 27709; USA TEL:(919)549-1400
This report shall not be reproduced except in full, without the written approval of UL LLC

2TX CHAIN 0 + CHAIN 1 CDD OFDMA MODE: 106T – LOW POWER INDOOR

Test Engineer:	84740, 104463/85502, 33499/84740
Test Date:	2024/08/01-10/17/2024

Bandwidth, Antenna Gain and Limits

Channel	Frequency (MHz)	Directional Gain for Power (dBi)	Directional Gain for PSD (dBi)	e.i.r.p. Power Limit (dBm)	PSD Limit (dBm)
Low	6435	8.60	11.61	24.00	-1.00
Mid	6475	8.60	11.61	24.00	-1.00
High	6515	8.60	11.61	24.00	-1.00

Duty Cycle CF (dB)	0.00	**Included in Calculations of Corr'd PSD**

Output Power Results

Channel	Frequency (MHz)	Chain 0 Meas Power (dBm)	Chain 1 Meas Power (dBm)	Total Corr'd EIRP (dBm)	Power Limit EIRP (dBm)	Power Margin (dB)
Low	6435	-6.96	-7.38	4.45	24.00	-19.55
Mid	6475	-6.98	-7.49	4.38	24.00	-19.62
High	6515	-6.85	-7.73	4.34	24.00	-19.66

PSD Results

Channel	Frequency (MHz)	Chain 0 Meas PSD (dBm)	Chain 1 Meas PSD (dBm)	Total Corr'd EIRP PSD (dBm)	PSD Limit EIRP (dBm)	PSD Margin (dB)
Low	6435	-16.78	-16.13	-1.82	-1.00	-0.82
Mid	6475	-17.17	-16.24	-2.06	-1.00	-1.06
High	6515	-17.00	-16.17	-1.94	-1.00	-0.94

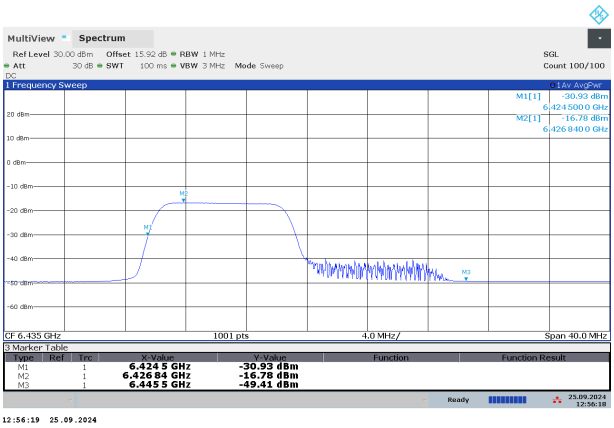

LOW CHANNEL CHAIN 0

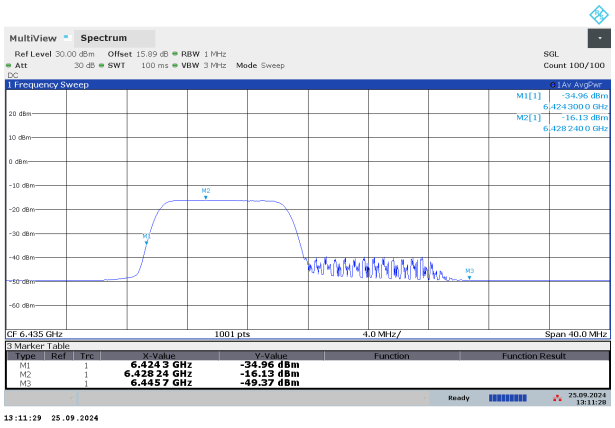

LOW CHANNEL CHAIN 1

UL LLC
12 Laboratory Drive, Research Triangle Park, NC 27709; USA TEL:(919)549-1400
This report shall not be reproduced except in full, without the written approval of UL LLC

2TX CHAIN 0 + CHAIN 1 CDD OFDMA MODE: 106T+26T – LOW POWER INDOOR

Test Engineer:	84740, 104463/85502, 33499/84740
Test Date:	2024/08/01-10/17/2024

Bandwidth, Antenna Gain and Limits

Channel	Frequency (MHz)	Directional Gain for Power (dBi)	Directional Gain for PSD (dBi)	e.i.r.p. Power Limit (dBm)	PSD Limit (dBm)
Low	6435	8.60	11.61	24.00	-1.00
Mid	6475	8.60	11.61	24.00	-1.00
High	6515	8.60	11.61	24.00	-1.00

Duty Cycle CF (dB)	0.00	**Included in Calculations of Corr'd PSD**

Output Power Results

Channel	Frequency (MHz)	Chain 0 Meas Power (dBm)	Chain 1 Meas Power (dBm)	Total Corr'd EIRP (dBm)	Power Limit EIRP (dBm)	Power Margin (dB)
Low	6435	-7.01	-7.45	4.39	24.00	-19.61
Mid	6475	-6.98	-7.49	4.38	24.00	-19.62
High	6515	-6.80	-7.64	4.41	24.00	-19.59

UL LLC
12 Laboratory Drive, Research Triangle Park, NC 27709; USA TEL:(919)549-1400
This report shall not be reproduced except in full, without the written approval of UL LLC

2TX CHAIN 0 + CHAIN 1 CDD OFDMA MODE: 242T – LOW POWER INDOOR

Test Engineer:	84740, 104463/85502, 33499/84740
Test Date:	2024/08/01-10/17/2024

Bandwidth, Antenna Gain and Limits

Channel	Frequency (MHz)	Directional Gain for Power (dBi)	Directional Gain for PSD (dBi)	e.i.r.p. Power Limit (dBm)	PSD Limit (dBm)
Low	6435	8.60	11.61	24.00	-1.00
Mid	6475	8.60	11.61	24.00	-1.00
High	6515	8.60	11.61	24.00	-1.00

Duty Cycle CF (dB)	0.00	**Included in Calculations of Corr'd PSD**

Output Power Results

Channel	Frequency (MHz)	Chain 0 Meas Power (dBm)	Chain 1 Meas Power (dBm)	Total Corr'd EIRP (dBm)	Power Limit EIRP (dBm)	Power Margin (dB)
Low	6435	-4.51	-5.33	6.71	24.00	-17.29
Mid	6475	-4.47	-5.35	6.72	24.00	-17.28
High	6515	-4.39	-5.39	6.75	24.00	-17.25

PSD Results

Channel	Frequency (MHz)	Chain 0 Meas PSD (dBm)	Chain 1 Meas PSD (dBm)	Total Corr'd EIRP PSD (dBm)	PSD Limit EIRP (dBm)	PSD Margin (dB)
Low	6435	-17.78	-17.32	-2.92	-1.00	-1.92
Mid	6475	-18.24	-17.45	-3.21	-1.00	-2.21
High	6515	-18.13	-17.38	-3.12	-1.00	-2.12

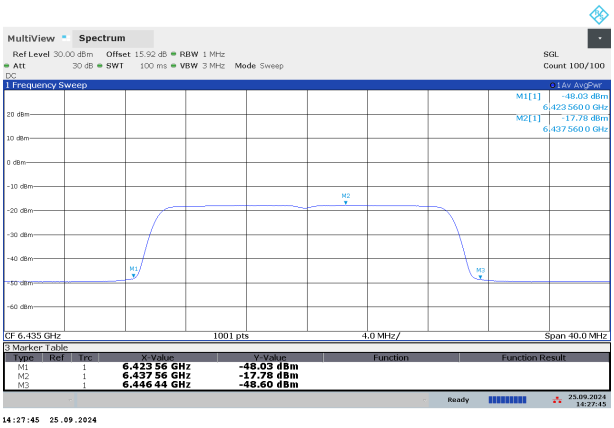

LOW CHANNEL CHAIN 0

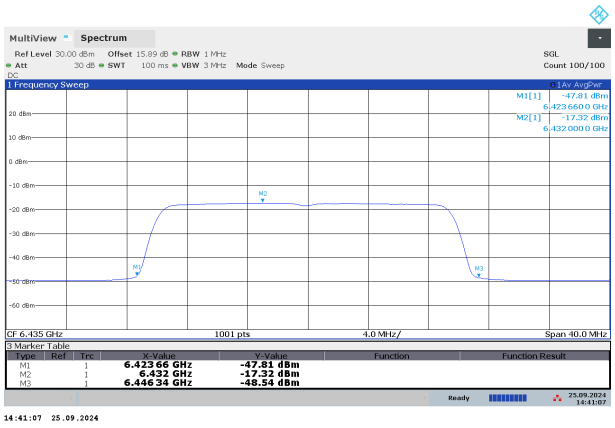

LOW CHANNEL CHAIN 1

UL LLC
12 Laboratory Drive, Research Triangle Park, NC 27709; USA TEL:(919)549-1400
This report shall not be reproduced except in full, without the written approval of UL LLC

9.2.33. 802.11be EHT40 MODE 2TX IN THE UNII-6 BAND (HIGH GAIN)

2TX CHAIN 0 + CHAIN 1 CDD OFDMA MODE: 484T – LOW POWER INDOOR

Test Engineer:	84740, 104463/85502, 33499/84740
Test Date:	2024/08/01-10/17/2024

Bandwidth, Antenna Gain and Limits

Channel	Frequency (MHz)	Directional Gain for Power (dBi)	Directional Gain for PSD (dBi)	e.i.r.p. Power Limit (dBm)	PSD Limit (dBm)
Low	6445	8.60	11.61	24.00	-1.00
Mid	6485	8.60	11.61	24.00	-1.00
High	6525	8.60	11.61	24.00	-1.00

Duty Cycle CF (dB)	0.00	**Included in Calculations of Corr'd PSD**

Output Power Results

Channel	Frequency (MHz)	Chain 0 Meas Power (dBm)	Chain 1 Meas Power (dBm)	Total Corr'd EIRP (dBm)	Power Limit EIRP (dBm)	Power Margin (dB)
Low	6445	-0.50	-1.31	10.72	24.00	-13.28
Mid	6485	-0.43	-1.25	10.79	24.00	-13.21
High	6525	-0.10	-1.14	11.02	24.00	-12.98

PSD Results

Channel	Frequency (MHz)	Chain 0 Meas PSD (dBm)	Chain 1 Meas PSD (dBm)	Total Corr'd EIRP PSD (dBm)	PSD Limit EIRP (dBm)	PSD Margin (dB)
Low	6445	-16.81	-16.22	-1.88	-1.00	-0.88
Mid	6485	-17.17	-16.31	-2.10	-1.00	-1.10
High	6525	-17.08	-16.34	-2.07	-1.00	-1.07

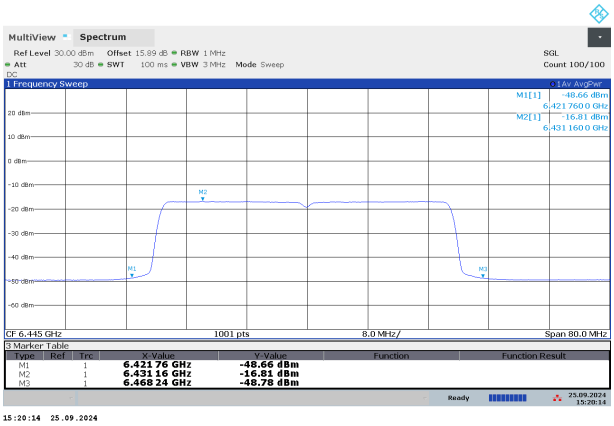

LOW CHANNEL CHAIN 0

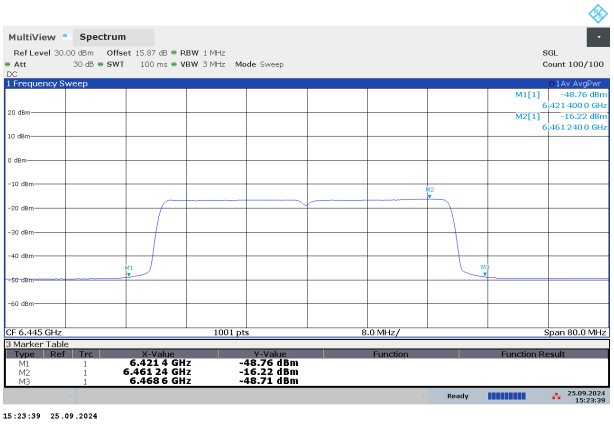

LOW CHANNEL CHAIN 1

UL LLC
12 Laboratory Drive, Research Triangle Park, NC 27709; USA TEL:(919)549-1400
This report shall not be reproduced except in full, without the written approval of UL LLC

9.2.34. 802.11be EHT80 MODE 2TX IN THE UNII-6 BAND (HIGH GAIN)

2TX CHAIN 0 + CHAIN 1 CDD OFDMA MODE: 484T+242T (CONTIGUOUS LOW) – LOW POWER INDOOR

Test Engineer:	84740, 33499/84740
Test Date:	2024/08/01-10/17/2024

Bandwidth, Antenna Gain and Limits

Channel	Frequency (MHz)	Directional Gain for Power (dBi)	Directional Gain for PSD (dBi)	e.i.r.p. Power Limit (dBm)	PSD Limit (dBm)
Low	6465	8.60	11.61	24.00	-1.00
High	6545	8.60	11.61	24.00	-1.00

Duty Cycle CF (dB)	0.00	**Included in Calculations of Corr'd PSD**

Output Power Results

Channel	Frequency (MHz)	Chain 0 Meas Power (dBm)	Chain 1 Meas Power (dBm)	Total Corr'd EIRP (dBm)	Power Limit EIRP (dBm)	Power Margin (dB)
Low	6465	-0.36	-1.14	10.88	24.00	-13.12
High	6545	-0.07	-1.08	11.06	24.00	-12.94

2TX CHAIN 0 + CHAIN 1 CDD OFDMA MODE: 484T+242T (CONTIGUOUS HIGH) – LOW POWER INDOOR

Test Engineer:	84740, 33499/84740
Test Date:	2024/08/01-10/17/2024

Bandwidth, Antenna Gain and Limits

Channel	Frequency (MHz)	Directional Gain for Power (dBi)	Directional Gain for PSD (dBi)	e.i.r.p. Power Limit (dBm)	PSD Limit (dBm)
Low	6465	8.60	11.61	24.00	-1.00
High	6545	8.60	11.61	24.00	-1.00

Duty Cycle CF (dB)	0.00	**Included in Calculations of Corr'd PSD**

Output Power Results

Channel	Frequency (MHz)	Chain 0 Meas Power (dBm)	Chain 1 Meas Power (dBm)	Total Corr'd EIRP (dBm)	Power Limit EIRP (dBm)	Power Margin (dB)
Low	6465	-0.29	-1.14	10.92	24.00	-13.08
High	6545	-0.06	-1.07	11.07	24.00	-12.93

UL LLC
12 Laboratory Drive, Research Triangle Park, NC 27709; USA TEL:(919)549-1400
This report shall not be reproduced except in full, without the written approval of UL LLC

2TX CHAIN 0 + CHAIN 1 CDD OFDMA MODE: 484T+242T (NON-CONTIGUOUS) – LOW POWER INDOOR

Test Engineer:	84740, 33499/84740
Test Date:	2024/08/01-10/17/2024

Bandwidth, Antenna Gain and Limits

Channel	Frequency (MHz)	Directional Gain for Power (dBi)	Directional Gain for PSD (dBi)	e.i.r.p. Power Limit (dBm)	PSD Limit (dBm)
Low	6465	8.60	11.61	24.00	-1.00
High	6545	8.60	11.61	24.00	-1.00

Output Power Results

Channel	Frequency (MHz)	Chain 0 Meas Power (dBm)	Chain 1 Meas Power (dBm)	Total Corr'd EIRP (dBm)	Power Limit EIRP (dBm)	Power Margin (dB)
Low	6465	-0.30	-1.16	10.90	24.00	-13.10
High	6545	-0.29	-1.15	10.91	24.00	-13.09

2TX CHAIN 0 + CHAIN 1 CDD OFDMA MODE: 242T+484T (NON-CONTIGUOUS) – LOW POWER INDOOR

Test Engineer:	84740, 33499/84740
Test Date:	2024/08/01-10/17/2024

Bandwidth, Antenna Gain and Limits

Channel	Frequency (MHz)	Directional Gain for Power (dBi)	Directional Gain for PSD (dBi)	e.i.r.p. Power Limit (dBm)	PSD Limit (dBm)
Low	6465	8.60	11.61	24.00	-1.00
High	6545	8.60	11.61	24.00	-1.00

Output Power Results

Channel	Frequency (MHz)	Chain 0 Meas Power (dBm)	Chain 1 Meas Power (dBm)	Total Corr'd EIRP (dBm)	Power Limit EIRP (dBm)	Power Margin (dB)
Low	6465	-0.41	-1.18	10.83	24.00	-13.17
High	6545	-0.32	-1.15	10.90	24.00	-13.10

UL LLC
12 Laboratory Drive, Research Triangle Park, NC 27709; USA TEL:(919)549-1400
This report shall not be reproduced except in full, without the written approval of UL LLC

2TX CHAIN 0 + CHAIN 1 CDD OFDMA MODE: 996T – LOW POWER INDOOR

Test Engineer:	84740, 104463/85502, 33499/84740
Test Date:	2024/08/01-10/17/2024

Bandwidth, Antenna Gain and Limits

Channel	Frequency (MHz)	Directional Gain for Power (dBi)	Directional Gain for PSD (dBi)	e.i.r.p. Power Limit (dBm)	PSD Limit (dBm)
Low	6465	8.60	11.61	24.00	-1.00
High	6545	8.60	11.61	24.00	-1.00

Duty Cycle CF (dB)	0.09	**Included in Calculations of Corr'd PSD**

Output Power Results

Channel	Frequency (MHz)	Chain 0 Meas Power (dBm)	Chain 1 Meas Power (dBm)	Total Corr'd EIRP (dBm)	Power Limit EIRP (dBm)	Power Margin (dB)
Low	6465	2.52	1.87	13.82	24.00	-10.18
High	6545	2.81	1.88	13.98	24.00	-10.02

PSD Results

Channel	Frequency (MHz)	Chain 0 Meas PSD (dBm)	Chain 1 Meas PSD (dBm)	Total Corr'd EIRP PSD (dBm)	PSD Limit EIRP (dBm)	PSD Margin (dB)
Low	6465	-17.20	-16.44	-2.09	-1.00	-1.09
High	6545	-20.08	-19.46	-5.05	-1.00	-4.05

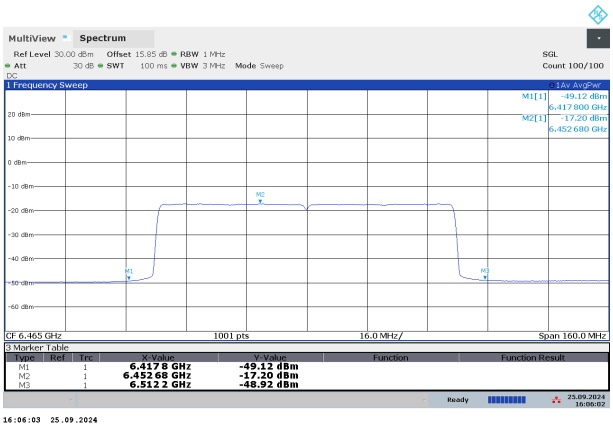

LOW CHANNEL CHAIN 0

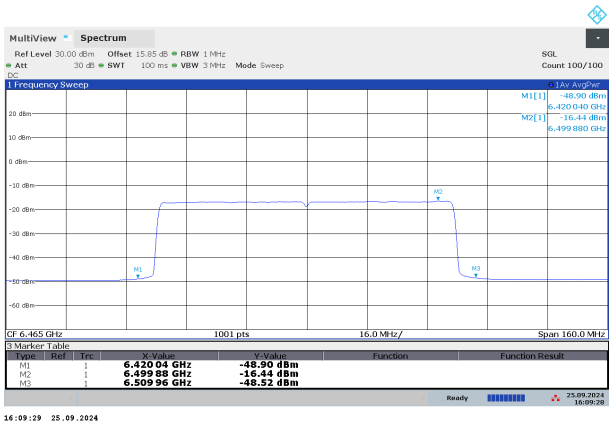

LOW CHANNEL CHAIN 1

UL LLC
12 Laboratory Drive, Research Triangle Park, NC 27709; USA TEL:(919)549-1400
This report shall not be reproduced except in full, without the written approval of UL LLC

9.2.35. 802.11be EHT160 MODE 2TX IN THE UNII-6 BAND (HIGH GAIN)

2TX CHAIN 0 + CHAIN 1 CDD OFDMA MODE: 996T+484T (CONTIGUOUS LOW) – LOW POWER INDOOR

Test Engineer:	84740, 105900/84740, 33499/84740
Test Date:	2024/08/01-10/17/2024

Bandwidth, Antenna Gain and Limits

Channel	Frequency (MHz)	Directional Gain for Power (dBi)	Directional Gain for PSD (dBi)	e.i.r.p. Power Limit (dBm)	PSD Limit (dBm)
Mid	6505	8.60	11.61	24.00	-1.00

Output Power Results

Channel	Frequency (MHz)	Chain 0 Meas Power (dBm)	Chain 1 Meas Power (dBm)	Total Corr'd EIRP (dBm)	Power Limit EIRP (dBm)	Power Margin (dB)
Mid	6505	2.82	1.99	14.04	24.00	-9.96

2TX CHAIN 0 + CHAIN 1 CDD OFDMA MODE: 996T+484T (CONTIGUOUS HIGH) – LOW POWER INDOOR

Test Engineer:	84740, 105900/84740, 33499/84740
Test Date:	2024/08/01-10/17/2024

Bandwidth, Antenna Gain and Limits

Channel	Frequency (MHz)	Directional Gain for Power (dBi)	Directional Gain for PSD (dBi)	e.i.r.p. Power Limit (dBm)	PSD Limit (dBm)
Mid	6505	8.60	11.61	24.00	-1.00

Output Power Results

Channel	Frequency (MHz)	Chain 0 Meas Power (dBm)	Chain 1 Meas Power (dBm)	Total Corr'd EIRP (dBm)	Power Limit EIRP (dBm)	Power Margin (dB)
Mid	6505	2.73	1.91	13.95	24.00	-10.05

UL LLC
12 Laboratory Drive, Research Triangle Park, NC 27709; USA TEL:(919)549-1400
This report shall not be reproduced except in full, without the written approval of UL LLC

2TX CHAIN 0 + CHAIN 1 CDD OFDMA MODE: 996T+484T (NON-CONTIGUOUS) – LOW POWER INDOOR

Test Engineer:	84740, 105900/84740, 33499/84740
Test Date:	2024/08/01-10/17/2024

Bandwidth, Antenna Gain and Limits

Channel	Frequency (MHz)	Directional Gain for Power (dBi)	Directional Gain for PSD (dBi)	e.i.r.p. Power Limit (dBm)	PSD Limit (dBm)
Mid	6505	8.60	11.61	24.00	-1.00

Output Power Results

Channel	Frequency (MHz)	Chain 0 Meas Power (dBm)	Chain 1 Meas Power (dBm)	Total Corr'd EIRP (dBm)	Power Limit EIRP (dBm)	Power Margin (dB)
Mid	6505	2.76	2.00	14.01	24.00	-9.99

2TX CHAIN 0 + CHAIN 1 CDD OFDMA MODE: 484T+996T (NON-CONTIGUOUS) – LOW POWER INDOOR

Test Engineer:	84740, 105900/84740, 33499/84740
Test Date:	2024/08/01-10/17/2024

Bandwidth, Antenna Gain and Limits

Channel	Frequency (MHz)	Directional Gain for Power (dBi)	Directional Gain for PSD (dBi)	e.i.r.p. Power Limit (dBm)	PSD Limit (dBm)
Mid	6505	8.60	11.61	24.00	-1.00

Output Power Results

Channel	Frequency (MHz)	Chain 0 Meas Power (dBm)	Chain 1 Meas Power (dBm)	Total Corr'd EIRP (dBm)	Power Limit EIRP (dBm)	Power Margin (dB)
Mid	6505	2.77	2.00	14.01	24.00	-9.99

UL LLC
12 Laboratory Drive, Research Triangle Park, NC 27709; USA TEL:(919)549-1400
This report shall not be reproduced except in full, without the written approval of UL LLC

2TX CHAIN 0 + CHAIN 1 CDD OFDMA MODE: 996T+484T+242T (CONTIGUOUS) PUNCTURED 0x80 – LOW POWER INDOOR

Test Engineer:	84740, 105900/84740, 33499/84740
Test Date:	2024/08/01-10/17/2024

Bandwidth, Antenna Gain and Limits

Channel	Frequency (MHz)	Directional Gain for Power (dBi)	Directional Gain for PSD (dBi)	e.i.r.p. Power Limit (dBm)	PSD Limit (dBm)
Mid	6505	8.60	11.61	24.00	-1.00

Output Power Results

Channel	Frequency (MHz)	Chain 0 Meas Power (dBm)	Chain 1 Meas Power (dBm)	Total Corr'd EIRP (dBm)	Power Limit EIRP (dBm)	Power Margin (dB)
Mid	6505	2.37	1.58	13.60	24.00	-10.40

2TX CHAIN 0 + CHAIN 1 CDD OFDMA MODE: 996T+484T+242T (CONTIGUOUS) PUNCTURED 0x01 – LOW POWER INDOOR

Test Engineer:	84740, 105900/84740, 33499/84740
Test Date:	2024/08/01-10/17/2024

Bandwidth, Antenna Gain and Limits

Channel	Frequency (MHz)	Directional Gain for Power (dBi)	Directional Gain for PSD (dBi)	e.i.r.p. Power Limit (dBm)	PSD Limit (dBm)
Mid	6505	8.60	11.61	24.00	-1.00

Output Power Results

Channel	Frequency (MHz)	Chain 0 Meas Power (dBm)	Chain 1 Meas Power (dBm)	Total Corr'd EIRP (dBm)	Power Limit EIRP (dBm)	Power Margin (dB)
Mid	6505	2.46	1.66	13.69	24.00	-10.31

UL LLC
12 Laboratory Drive, Research Triangle Park, NC 27709; USA TEL:(919)549-1400
This report shall not be reproduced except in full, without the written approval of UL LLC

2TX CHAIN 0 + CHAIN 1 CDD OFDMA MODE: 996T+484T+242T (NON-CONTIGUOUS) – LOW POWER INDOOR

Test Engineer:	84740, 105900/84740, 33499/84740
Test Date:	2024/08/01-10/17/2024

Bandwidth, Antenna Gain and Limits

Channel	Frequency (MHz)	Directional Gain for Power (dBi)	Directional Gain for PSD (dBi)	e.i.r.p. Power Limit (dBm)	PSD Limit (dBm)
Mid	6505	8.60	11.61	24.00	-1.00

Output Power Results

Channel	Frequency (MHz)	Chain 0 Meas Power (dBm)	Chain 1 Meas Power (dBm)	Total Corr'd EIRP (dBm)	Power Limit EIRP (dBm)	Power Margin (dB)
Mid	6505	2.24	1.61	13.55	24.00	-10.45

2TX CHAIN 0 + CHAIN 1 CDD OFDMA MODE: 996T+242T+484T (NON-CONTIGUOUS) – LOW POWER INDOOR

Test Engineer:	84740, 105900/84740, 33499/84740
Test Date:	2024/08/01-10/17/2024

Bandwidth, Antenna Gain and Limits

Channel	Frequency (MHz)	Directional Gain for Power (dBi)	Directional Gain for PSD (dBi)	e.i.r.p. Power Limit (dBm)	PSD Limit (dBm)
Mid	6505	8.60	11.61	24.00	-1.00

Output Power Results

Channel	Frequency (MHz)	Chain 0 Meas Power (dBm)	Chain 1 Meas Power (dBm)	Total Corr'd EIRP (dBm)	Power Limit EIRP (dBm)	Power Margin (dB)
Mid	6505	2.23	1.45	13.47	24.00	-10.53

UL LLC
12 Laboratory Drive, Research Triangle Park, NC 27709; USA TEL:(919)549-1400
This report shall not be reproduced except in full, without the written approval of UL LLC

2TX CHAIN 0 + CHAIN 1 CDD OFDMA MODE: 996T+242T+484T (NON-CONTIGUOUS 2) – LOW POWER INDOOR

Test Engineer:	84740, 105900/84740, 33499/84740
Test Date:	2024/08/01-10/17/2024

Bandwidth, Antenna Gain and Limits

Channel	Frequency (MHz)	Directional Gain for Power (dBi)	Directional Gain for PSD (dBi)	e.i.r.p. Power Limit (dBm)	PSD Limit (dBm)
Mid	6505	8.60	11.61	24.00	-1.00

Output Power Results

Channel	Frequency (MHz)	Chain 0 Meas Power (dBm)	Chain 1 Meas Power (dBm)	Total Corr'd EIRP (dBm)	Power Limit EIRP (dBm)	Power Margin (dB)
Mid	6505	2.22	1.58	13.52	24.00	-10.48

2TX CHAIN 0 + CHAIN 1 CDD OFDMA MODE: 242T+484T+996T (NON-CONTIGUOUS) – LOW POWER INDOOR

Test Engineer:	84740, 105900/84740, 33499/84740
Test Date:	2024/08/01-10/17/2024

Bandwidth, Antenna Gain and Limits

Channel	Frequency (MHz)	Directional Gain for Power (dBi)	Directional Gain for PSD (dBi)	e.i.r.p. Power Limit (dBm)	PSD Limit (dBm)
Mid	6505	8.60	11.61	24.00	-1.00

Output Power Results

Channel	Frequency (MHz)	Chain 0 Meas Power (dBm)	Chain 1 Meas Power (dBm)	Total Corr'd EIRP (dBm)	Power Limit EIRP (dBm)	Power Margin (dB)
Mid	6505	2.33	1.58	13.58	24.00	-10.42

UL LLC
12 Laboratory Drive, Research Triangle Park, NC 27709; USA TEL:(919)549-1400
This report shall not be reproduced except in full, without the written approval of UL LLC

2TX CHAIN 0 + CHAIN 1 CDD OFDMA MODE: 484T+242T+996T (NON-CONTIGUOUS) – LOW POWER INDOOR

Test Engineer:	84740, 105900/84740, 33499/84740
Test Date:	2024/08/01-10/17/2024

Bandwidth, Antenna Gain and Limits

Channel	Frequency (MHz)	Directional Gain for Power (dBi)	Directional Gain for PSD (dBi)	e.i.r.p. Power Limit (dBm)	PSD Limit (dBm)
Mid	6505	8.60	11.61	24.00	-1.00

Output Power Results

Channel	Frequency (MHz)	Chain 0 Meas Power (dBm)	Chain 1 Meas Power (dBm)	Total Corr'd EIRP (dBm)	Power Limit EIRP (dBm)	Power Margin (dB)
Mid	6505	2.32	1.53	13.55	24.00	-10.45

2TX CHAIN 0 + CHAIN 1 CDD OFDMA MODE: 484T+242T+996T (NON-CONTIGUOUS 2) – LOW POWER INDOOR

Test Engineer:	84740, 105900/84740, 33499/84740
Test Date:	2024/08/01-10/17/2024

Bandwidth, Antenna Gain and Limits

Channel	Frequency (MHz)	Directional Gain for Power (dBi)	Directional Gain for PSD (dBi)	e.i.r.p. Power Limit (dBm)	PSD Limit (dBm)
Mid	6505	8.60	11.61	24.00	-1.00

Output Power Results

Channel	Frequency (MHz)	Chain 0 Meas Power (dBm)	Chain 1 Meas Power (dBm)	Total Corr'd EIRP (dBm)	Power Limit EIRP (dBm)	Power Margin (dB)
Mid	6505	2.17	1.38	13.40	24.00	-10.60

UL LLC
12 Laboratory Drive, Research Triangle Park, NC 27709; USA TEL:(919)549-1400
This report shall not be reproduced except in full, without the written approval of UL LLC

2TX CHAIN 0 + CHAIN 1 CDD OFDMA MODE: 2x996T – LOW POWER INDOOR

Test Engineer:	84740, 105900/84740, 33499/84740
Test Date:	2024/08/01-10/17/2024

Bandwidth, Antenna Gain and Limits

Channel	Frequency (MHz)	Directional Gain for Power (dBi)	Directional Gain for PSD (dBi)	e.i.r.p. Power Limit (dBm)	PSD Limit (dBm)
Mid	6505	8.60	11.61	24.00	-1.00

Duty Cycle CF (dB)	0.09	**Included in Calculations of Corr'd PSD**

Output Power Results

Channel	Frequency (MHz)	Chain 0 Meas Power (dBm)	Chain 1 Meas Power (dBm)	Total Corr'd EIRP (dBm)	Power Limit EIRP (dBm)	Power Margin (dB)
Mid	6505	5.27	5.42	16.96	24.00	-7.04

PSD Results

Channel	Frequency (MHz)	Chain 0 Meas PSD (dBm)	Chain 1 Meas PSD (dBm)	Total Corr'd EIRP PSD (dBm)	PSD Limit EIRP (dBm)	PSD Margin (dB)
Mid	6505	-16.75	-16.88	-2.10	-1.00	-1.10

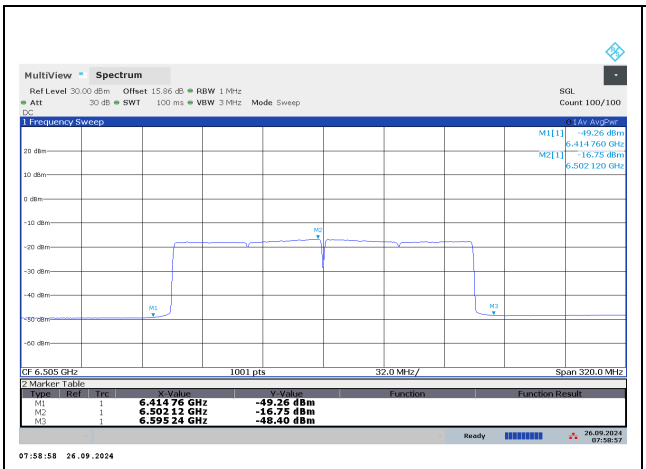

MID CHANNEL CHAIN 0

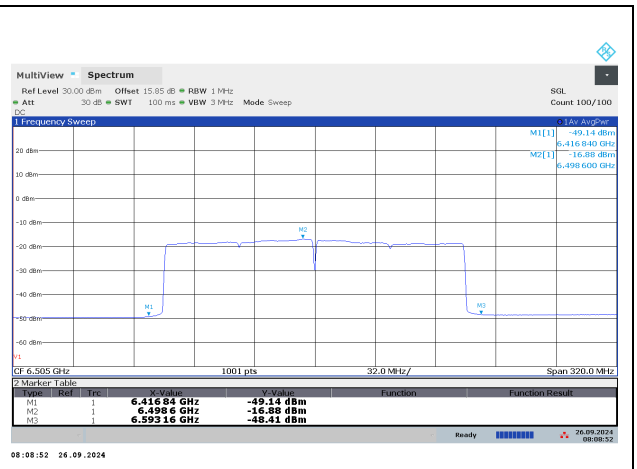

MID CHANNEL CHAIN 1

UL LLC
12 Laboratory Drive, Research Triangle Park, NC 27709; USA TEL:(919)549-1400
This report shall not be reproduced except in full, without the written approval of UL LLC

9.2.36. 802.11be EHT320 MODE 2TX IN THE UNII-6 BAND (HIGH GAIN)

2TX CHAIN 0 + CHAIN 1 CDD OFDMA MODE: 2x996T+484T (CONTIGUOUS LOW MRU 6) – LOW POWER INDOOR

Test Engineer:	104463/85502, 105900/84740, 33499/84740
Test Date:	2024/08/01-10/17/2024

Bandwidth, Antenna Gain and Limits

Channel	Frequency (MHz)	Directional Gain for Power (dBi)	Directional Gain for PSD (dBi)	EIRP Power Limit (dBm)	PSD Limit (dBm)
Low	6425	8.60	11.61	24.00	-1.00
High	6585	8.60	11.61	24.00	-1.00

Output Power Results

Channel	Frequency (MHz)	Chain 0 Meas Power (dBm)	Chain 1 Meas Power (dBm)	Total Corr'd EIRP (dBm)	Power Limit EIRP (dBm)	Power Margin (dB)
Low	6425	5.07	3.98	16.17	24.00	-7.83
High	6585	5.12	4.22	16.30	24.00	-7.70

2TX CHAIN 0 + CHAIN 1 CDD OFDMA MODE: 2x996T+484T (CONTIGUOUS LOW MRU1) – LOW POWER INDOOR

Test Engineer:	104463/85502, 105900/84740, 33499/84740
Test Date:	2024/08/01-10/17/2024

Bandwidth, Antenna Gain and Limits

Channel	Frequency (MHz)	Directional Gain for Power (dBi)	Directional Gain for PSD (dBi)	EIRP Power Limit (dBm)	PSD Limit (dBm)
Low	6425	8.60	11.61	24.00	-1.00
High	6585	8.60	11.61	24.00	-1.00

Output Power Results

Channel	Frequency (MHz)	Chain 0 Meas Power (dBm)	Chain 1 Meas Power (dBm)	Total Corr'd EIRP (dBm)	Power Limit EIRP (dBm)	Power Margin (dB)
Low	6425	5.00	3.96	16.12	24.00	-7.88
High	6585	5.02	4.23	16.25	24.00	-7.75

UL LLC
12 Laboratory Drive, Research Triangle Park, NC 27709; USA TEL:(919)549-1400
This report shall not be reproduced except in full, without the written approval of UL LLC

2TX CHAIN 0 + CHAIN 1 CDD OFDMA MODE: 2x996T+484T (CONTIGUOUS HIGH MRU 7) – LOW POWER INDOOR

Test Engineer:	104463/85502, 105900/84740, 33499/84740
Test Date:	2024/08/01-10/17/2024

Bandwidth, Antenna Gain and Limits

Channel	Frequency (MHz)	Directional Gain for Power (dBi)	Directional Gain for PSD (dBi)	EIRP Power Limit (dBm)	PSD Limit (dBm)
Low	6425	8.60	11.61	24.00	-1.00
High	6585	8.60	11.61	24.00	-1.00

Output Power Results

Channel	Frequency (MHz)	Chain 0 Meas Power (dBm)	Chain 1 Meas Power (dBm)	Total Corr'd EIRP (dBm)	Power Limit EIRP (dBm)	Power Margin (dB)
Low	6425	5.32	5.36	16.95	24.00	-7.05
High	6585	5.04	5.15	16.71	24.00	-7.29

2TX CHAIN 0 + CHAIN 1 CDD OFDMA MODE: 2x996T+484T (CONTIGUOUS HIGH MRU12) – LOW POWER INDOOR

Test Engineer:	104463/85502, 105900/84740, 33499/84740
Test Date:	2024/08/01-10/17/2024

Bandwidth, Antenna Gain and Limits

Channel	Frequency (MHz)	Directional Gain for Power (dBi)	Directional Gain for PSD (dBi)	EIRP Power Limit (dBm)	PSD Limit (dBm)
Low	6425	8.60	11.61	24.00	-1.00
High	6585	8.60	11.61	24.00	-1.00

Output Power Results

Channel	Frequency (MHz)	Chain 0 Meas Power (dBm)	Chain 1 Meas Power (dBm)	Total Corr'd EIRP (dBm)	Power Limit EIRP (dBm)	Power Margin (dB)
Low	6425	5.03	3.94	16.13	24.00	-7.87
High	6585	5.14	4.30	16.35	24.00	-7.65

UL LLC
12 Laboratory Drive, Research Triangle Park, NC 27709; USA TEL:(919)549-1400
This report shall not be reproduced except in full, without the written approval of UL LLC

2TX CHAIN 0 + CHAIN 1 CDD OFDMA MODE: 2x996T+484T (NON-CONTIGUOUS LOW MRU5) – LOW POWER INDOOR

Test Engineer:	104463/85502, 105900/84740, 33499/84740
Test Date:	2024/08/01-10/17/2024

Bandwidth, Antenna Gain and Limits

Channel	Frequency (MHz)	Directional Gain for Power (dBi)	Directional Gain for PSD (dBi)	EIRP Power Limit (dBm)	PSD Limit (dBm)
Low	6425	8.60	11.61	24.00	-1.00
High	6585	8.60	11.61	24.00	-1.00

Output Power Results

Channel	Frequency (MHz)	Chain 0 Meas Power (dBm)	Chain 1 Meas Power (dBm)	Total Corr'd EIRP (dBm)	Power Limit EIRP (dBm)	Power Margin (dB)
Low	6425	5.30	5.35	16.94	24.00	-7.06
High	6585	5.07	5.28	16.79	24.00	-7.21

2TX CHAIN 0 + CHAIN 1 CDD OFDMA MODE: 2x996T+484T (NON-CONTIGUOUS HIGH MRU11) – LOW POWER INDOOR

Test Engineer:	104463/85502, 105900/84740, 33499/84740
Test Date:	2024/08/01-10/17/2024

Bandwidth, Antenna Gain and Limits

Channel	Frequency (MHz)	Directional Gain for Power (dBi)	Directional Gain for PSD (dBi)	EIRP Power Limit (dBm)	PSD Limit (dBm)
Low	6425	8.60	11.61	24.00	-1.00
High	6585	8.60	11.61	24.00	-1.00

Output Power Results

Channel	Frequency (MHz)	Chain 0 Meas Power (dBm)	Chain 1 Meas Power (dBm)	Total Corr'd EIRP (dBm)	Power Limit EIRP (dBm)	Power Margin (dB)
Low	6425	4.96	3.80	16.03	24.00	-7.97
High	6585	5.19	4.27	16.36	24.00	-7.64

UL LLC
12 Laboratory Drive, Research Triangle Park, NC 27709; USA TEL:(919)549-1400
This report shall not be reproduced except in full, without the written approval of UL LLC

2TX CHAIN 0 + CHAIN 1 CDD OFDMA MODE: 484T+2x996T (NON-CONTIGUOUS) – LOW POWER INDOOR

Test Engineer:	104463/85502, 105900/84740, 33499/84740
Test Date:	2024/08/01-10/17/2024

Bandwidth, Antenna Gain and Limits

Channel	Frequency (MHz)	Directional Gain for Power (dBi)	Directional Gain for PSD (dBi)	EIRP Power Limit (dBm)	PSD Limit (dBm)
Low	6425	8.60	11.61	24.00	-1.00
High	6585	8.60	11.61	24.00	-1.00

Output Power Results

Channel	Frequency (MHz)	Chain 0 Meas Power (dBm)	Chain 1 Meas Power (dBm)	Total Corr'd EIRP (dBm)	Power Limit EIRP (dBm)	Power Margin (dB)
Low	6425	5.21	5.42	16.93	24.00	-7.07
High	6585	5.25	5.44	16.96	24.00	-7.04

2TX CHAIN 0 + CHAIN 1 CDD OFDMA MODE: 484T+2x996T (NON-CONTIGUOUS 2) – LOW POWER INDOOR

Test Engineer:	104463/85502, 105900/84740, 33499/84740
Test Date:	2024/08/01-10/17/2024

Bandwidth, Antenna Gain and Limits

Channel	Frequency (MHz)	Directional Gain for Power (dBi)	Directional Gain for PSD (dBi)	EIRP Power Limit (dBm)	PSD Limit (dBm)
Low	6425	8.60	11.61	24.00	-1.00
High	6585	8.60	11.61	24.00	-1.00

Output Power Results

Channel	Frequency (MHz)	Chain 0 Meas Power (dBm)	Chain 1 Meas Power (dBm)	Total Corr'd EIRP (dBm)	Power Limit EIRP (dBm)	Power Margin (dB)
Low	6425	4.96	3.96	16.10	24.00	-7.90
High	6585	5.19	4.18	16.32	24.00	-7.68

UL LLC
12 Laboratory Drive, Research Triangle Park, NC 27709; USA TEL:(919)549-1400
This report shall not be reproduced except in full, without the written approval of UL LLC

2TX CHAIN 0 + CHAIN 1 CDD OFDMA MODE: 996T+484T+996T (NON-CONTIGUOUS LOW MRU3) – LOW POWER INDOOR

Test Engineer:	104463/85502, 105900/84740, 33499/84740
Test Date:	2024/08/01-10/17/2024

Bandwidth, Antenna Gain and Limits

Channel	Frequency (MHz)	Directional Gain for Power (dBi)	Directional Gain for PSD (dBi)	EIRP Power Limit (dBm)	PSD Limit (dBm)
Low	6425	8.60	11.61	24.00	-1.00
High	6585	8.60	11.61	24.00	-1.00

Output Power Results

Channel	Frequency (MHz)	Chain 0 Meas Power (dBm)	Chain 1 Meas Power (dBm)	Total Corr'd EIRP (dBm)	Power Limit EIRP (dBm)	Power Margin (dB)
Low	6425	5.28	5.42	16.96	24.00	-7.04
High	6585	5.33	5.47	17.01	24.00	-6.99

2TX CHAIN 0 + CHAIN 1 CDD OFDMA MODE: 996T+484T+996T (NON-CONTIGUOUS HIGH MRU9) – LOW POWER INDOOR

Test Engineer:	104463/85502, 105900/84740, 33499/84740
Test Date:	2024/08/01-10/17/2024

Bandwidth, Antenna Gain and Limits

Channel	Frequency (MHz)	Directional Gain for Power (dBi)	Directional Gain for PSD (dBi)	EIRP Power Limit (dBm)	PSD Limit (dBm)
Low	6425	8.60	11.61	24.00	-1.00
High	6585	8.60	11.61	24.00	-1.00

Output Power Results

Channel	Frequency (MHz)	Chain 0 Meas Power (dBm)	Chain 1 Meas Power (dBm)	Total Corr'd EIRP (dBm)	Power Limit EIRP (dBm)	Power Margin (dB)
Low	6425	5.07	4.11	16.23	24.00	-7.77
High	6585	5.24	4.16	16.34	24.00	-7.66

UL LLC
12 Laboratory Drive, Research Triangle Park, NC 27709; USA TEL:(919)549-1400
This report shall not be reproduced except in full, without the written approval of UL LLC

2TX CHAIN 0 + CHAIN 1 CDD OFDMA MODE: 996T+484T+996T (NON-CONTIGUOUS 2 LOW MRU4) – LOW POWER INDOOR

Test Engineer:	104463/85502, 105900/84740, 33499/84740
Test Date:	2024/08/01-10/17/2024

Bandwidth, Antenna Gain and Limits

Channel	Frequency (MHz)	Directional Gain for Power (dBi)	Directional Gain for PSD (dBi)	EIRP Power Limit (dBm)	PSD Limit (dBm)
Low	6425	8.60	11.61	24.00	-1.00
High	6585	8.60	11.61	24.00	-1.00

Output Power Results

Channel	Frequency (MHz)	Chain 0 Meas Power (dBm)	Chain 1 Meas Power (dBm)	Total Corr'd EIRP (dBm)	Power Limit EIRP (dBm)	Power Margin (dB)
Low	6425	5.38	5.46	17.03	24.00	-6.97
High	6585	4.99	5.20	16.71	24.00	-7.29

2TX CHAIN 0 + CHAIN 1 CDD OFDMA MODE: 996T+484T+996T (NON-CONTIGUOUS 2 HIGH MRU10) – LOW POWER INDOOR

Test Engineer:	104463/85502, 105900/84740, 33499/84740
Test Date:	2024/08/01-10/17/2024

Bandwidth, Antenna Gain and Limits

Channel	Frequency (MHz)	Directional Gain for Power (dBi)	Directional Gain for PSD (dBi)	EIRP Power Limit (dBm)	PSD Limit (dBm)
Low	6425	8.60	11.61	24.00	-1.00
High	6585	8.60	11.61	24.00	-1.00

Output Power Results

Channel	Frequency (MHz)	Chain 0 Meas Power (dBm)	Chain 1 Meas Power (dBm)	Total Corr'd EIRP (dBm)	Power Limit EIRP (dBm)	Power Margin (dB)
Low	6425	5.09	4.09	16.23	24.00	-7.77
High	6585	5.22	4.33	16.41	24.00	-7.59

UL LLC
12 Laboratory Drive, Research Triangle Park, NC 27709; USA TEL:(919)549-1400
This report shall not be reproduced except in full, without the written approval of UL LLC

2TX CHAIN 0 + CHAIN 1 CDD OFDMA MODE: 3x996T (CONTIGUOUS LOW) – LOW POWER INDOOR

Test Engineer:	104463/85502, 105900/84740, 33499/84740
Test Date:	2024/08/01-10/17/2024

Bandwidth, Antenna Gain and Limits

Channel	Frequency (MHz)	Directional Gain for Power (dBi)	Directional Gain for PSD (dBi)	EIRP Power Limit (dBm)	PSD Limit (dBm)
Low	6425	8.60	11.61	24.00	-1.00
High	6585	8.60	11.61	24.00	-1.00

Output Power Results

Channel	Frequency (MHz)	Chain 0 Meas Power (dBm)	Chain 1 Meas Power (dBm)	Total Corr'd EIRP (dBm)	Power Limit EIRP (dBm)	Power Margin (dB)
Low	6425	5.15	5.14	16.76	24.00	-7.24
High	6585	4.97	5.10	16.65	24.00	-7.35

2TX CHAIN 0 + CHAIN 1 CDD OFDMA MODE: 3x996T (CONTIGUOUS HIGH) – LOW POWER INDOOR

Test Engineer:	104463/85502, 105900/84740, 33499/84740
Test Date:	2024/08/01-10/17/2024

Bandwidth, Antenna Gain and Limits

Channel	Frequency (MHz)	Directional Gain for Power (dBi)	Directional Gain for PSD (dBi)	EIRP Power Limit (dBm)	PSD Limit (dBm)
Low	6425	8.60	11.61	24.00	-1.00
High	6585	8.60	11.61	24.00	-1.00

Output Power Results

Channel	Frequency (MHz)	Chain 0 Meas Power (dBm)	Chain 1 Meas Power (dBm)	Total Corr'd EIRP (dBm)	Power Limit EIRP (dBm)	Power Margin (dB)
Low	6425	5.33	5.50	17.03	24.00	-6.97
High	6585	5.19	5.26	16.84	24.00	-7.16

UL LLC
12 Laboratory Drive, Research Triangle Park, NC 27709; USA TEL:(919)549-1400
This report shall not be reproduced except in full, without the written approval of UL LLC

2TX CHAIN 0 + CHAIN 1 CDD OFDMA MODE: 3x996T (NON-CONTIGUOUS) – LOW POWER INDOOR

Test Engineer:	104463/85502, 105900/84740, 33499/84740
Test Date:	2024/08/01-10/17/2024

Bandwidth, Antenna Gain and Limits

Channel	Frequency (MHz)	Directional Gain for Power (dBi)	Directional Gain for PSD (dBi)	EIRP Power Limit (dBm)	PSD Limit (dBm)
Low	6425	8.60	11.61	24.00	-1.00
High	6585	8.60	11.61	24.00	-1.00

Output Power Results

Channel	Frequency (MHz)	Chain 0 Meas Power (dBm)	Chain 1 Meas Power (dBm)	Total Corr'd EIRP (dBm)	Power Limit EIRP (dBm)	Power Margin (dB)
Low	6425	5.39	5.46	17.04	24.00	-6.96
High	6585	5.19	5.22	16.82	24.00	-7.18

2TX CHAIN 0 + CHAIN 1 CDD OFDMA MODE: 3x996T (NON-CONTIGUOUS 2) – LOW POWER INDOOR

Test Engineer:	104463/85502, 105900/84740, 33499/84740
Test Date:	2024/08/01-10/17/2024

Bandwidth, Antenna Gain and Limits

Channel	Frequency (MHz)	Directional Gain for Power (dBi)	Directional Gain for PSD (dBi)	EIRP Power Limit (dBm)	PSD Limit (dBm)
Low	6425	8.60	11.61	24.00	-1.00
High	6585	8.60	11.61	24.00	-1.00

Output Power Results

Channel	Frequency (MHz)	Chain 0 Meas Power (dBm)	Chain 1 Meas Power (dBm)	Total Corr'd EIRP (dBm)	Power Limit EIRP (dBm)	Power Margin (dB)
Low	6425	5.52	5.49	17.12	24.00	-6.88
High	6585	5.37	5.48	17.04	24.00	-6.96

UL LLC
12 Laboratory Drive, Research Triangle Park, NC 27709; USA TEL:(919)549-1400
This report shall not be reproduced except in full, without the written approval of UL LLC

2TX CHAIN 0 + CHAIN 1 CDD OFDMA MODE: 3x996T+484T (CONTIGUOUS LOW) – LOW POWER INDOOR

Test Engineer:	104463/85502, 105900/84740, 33499/84740
Test Date:	2024/08/01-10/17/2024

Bandwidth, Antenna Gain and Limits

Channel	Frequency (MHz)	Directional Gain for Power (dBi)	Directional Gain for PSD (dBi)	EIRP Power Limit (dBm)	PSD Limit (dBm)
Low	6425	8.60	11.61	24.00	-1.00
High	6585	8.60	11.61	24.00	-1.00

Output Power Results

Channel	Frequency (MHz)	Chain 0 Meas Power (dBm)	Chain 1 Meas Power (dBm)	Total Corr'd EIRP (dBm)	Power Limit EIRP (dBm)	Power Margin (dB)
Low	6425	5.15	5.22	16.80	24.00	-7.20
High	6585	4.79	4.97	16.49	24.00	-7.51

2TX CHAIN 0 + CHAIN 1 CDD OFDMA MODE: 3x996T+484T (CONTIGUOUS HIGH) – LOW POWER INDOOR

Test Engineer:	104463/85502, 105900/84740, 33499/84740
Test Date:	2024/08/01-10/17/2024

Bandwidth, Antenna Gain and Limits

Channel	Frequency (MHz)	Directional Gain for Power (dBi)	Directional Gain for PSD (dBi)	EIRP Power Limit (dBm)	PSD Limit (dBm)
Low	6425	8.60	11.61	24.00	-1.00
High	6585	8.60	11.61	24.00	-1.00

Output Power Results

Channel	Frequency (MHz)	Chain 0 Meas Power (dBm)	Chain 1 Meas Power (dBm)	Total Corr'd EIRP (dBm)	Power Limit EIRP (dBm)	Power Margin (dB)
Low	6425	5.11	5.17	16.75	24.00	-7.25
High	6585	5.39	5.30	16.96	24.00	-7.04

UL LLC
12 Laboratory Drive, Research Triangle Park, NC 27709; USA TEL:(919)549-1400
This report shall not be reproduced except in full, without the written approval of UL LLC

2TX CHAIN 0 + CHAIN 1 CDD OFDMA MODE: 3x996T+484T (NON-CONTIGUOUS) – LOW POWER INDOOR

Test Engineer:	104463/85502, 105900/84740, 33499/84740
Test Date:	2024/08/01-10/17/2024

Bandwidth, Antenna Gain and Limits

Channel	Frequency (MHz)	Directional Gain for Power (dBi)	Directional Gain for PSD (dBi)	EIRP Power Limit (dBm)	PSD Limit (dBm)
Low	6425	8.60	11.61	24.00	-1.00
High	6585	8.60	11.61	24.00	-1.00

Output Power Results

Channel	Frequency (MHz)	Chain 0 Meas Power (dBm)	Chain 1 Meas Power (dBm)	Total Corr'd EIRP (dBm)	Power Limit EIRP (dBm)	Power Margin (dB)
Low	6425	5.08	5.24	16.77	24.00	-7.23
High	6585	4.80	5.03	16.53	24.00	-7.47

2TX CHAIN 0 + CHAIN 1 CDD OFDMA MODE: 484T+3x996T (NON-CONTIGUOUS) – LOW POWER INDOOR

Test Engineer:	104463/85502, 105900/84740, 33499/84740
Test Date:	2024/08/01-10/17/2024

Bandwidth, Antenna Gain and Limits

Channel	Frequency (MHz)	Directional Gain for Power (dBi)	Directional Gain for PSD (dBi)	EIRP Power Limit (dBm)	PSD Limit (dBm)
Low	6425	8.60	11.61	24.00	-1.00
High	6585	8.60	11.61	24.00	-1.00

Output Power Results

Channel	Frequency (MHz)	Chain 0 Meas Power (dBm)	Chain 1 Meas Power (dBm)	Total Corr'd EIRP (dBm)	Power Limit EIRP (dBm)	Power Margin (dB)
Low	6425	4.94	5.14	16.65	24.00	-7.35
High	6585	4.76	4.97	16.48	24.00	-7.52

UL LLC
12 Laboratory Drive, Research Triangle Park, NC 27709; USA TEL:(919)549-1400
This report shall not be reproduced except in full, without the written approval of UL LLC

2TX CHAIN 0 + CHAIN 1 CDD OFDMA MODE: 996T+484T+2x996T (NON-CONTIGUOUS) – LOW POWER INDOOR

Test Engineer:	104463/85502, 105900/84740, 33499/84740
Test Date:	2024/08/01-10/17/2024

Bandwidth, Antenna Gain and Limits

Channel	Frequency (MHz)	Directional Gain for Power (dBi)	Directional Gain for PSD (dBi)	EIRP Power Limit (dBm)	PSD Limit (dBm)
Low	6425	8.60	11.61	24.00	-1.00
High	6585	8.60	11.61	24.00	-1.00

Output Power Results

Channel	Frequency (MHz)	Chain 0 Meas Power (dBm)	Chain 1 Meas Power (dBm)	Total Corr'd EIRP (dBm)	Power Limit EIRP (dBm)	Power Margin (dB)
Low	6425	5.43	5.49	17.07	24.00	-6.93
High	6585	5.21	5.42	16.93	24.00	-7.07

2TX CHAIN 0 + CHAIN 1 CDD OFDMA MODE: 996T+484T+2x996T (NON-CONTIGUOUS 2) – LOW POWER INDOOR

Test Engineer:	104463/85502, 105900/84740, 33499/84740
Test Date:	2024/08/01-10/17/2024

Bandwidth, Antenna Gain and Limits

Channel	Frequency (MHz)	Directional Gain for Power (dBi)	Directional Gain for PSD (dBi)	EIRP Power Limit (dBm)	PSD Limit (dBm)
Low	6425	8.60	11.61	24.00	-1.00
High	6585	8.60	11.61	24.00	-1.00

Output Power Results

Channel	Frequency (MHz)	Chain 0 Meas Power (dBm)	Chain 1 Meas Power (dBm)	Total Corr'd EIRP (dBm)	Power Limit EIRP (dBm)	Power Margin (dB)
Low	6425	5.01	5.04	16.64	24.00	-7.36
High	6585	4.75	4.93	16.45	24.00	-7.55

UL LLC
12 Laboratory Drive, Research Triangle Park, NC 27709; USA TEL:(919)549-1400
This report shall not be reproduced except in full, without the written approval of UL LLC

2TX CHAIN 0 + CHAIN 1 CDD OFDMA MODE: 2x996T+484T+996T (NON-CONTIGUOUS) – LOW POWER INDOOR

Test Engineer:	104463/85502, 105900/84740, 33499/84740
Test Date:	2024/08/01-10/17/2024

Bandwidth, Antenna Gain and Limits

Channel	Frequency (MHz)	Directional Gain for Power (dBi)	Directional Gain for PSD (dBi)	EIRP Power Limit (dBm)	PSD Limit (dBm)
Low	6425	8.60	11.61	24.00	-1.00
High	6585	8.60	11.61	24.00	-1.00

Output Power Results

Channel	Frequency (MHz)	Chain 0 Meas Power (dBm)	Chain 1 Meas Power (dBm)	Total Corr'd EIRP (dBm)	Power Limit EIRP (dBm)	Power Margin (dB)
Low	6425	5.01	5.03	16.63	24.00	-7.37
High	6585	5.11	5.29	16.81	24.00	-7.19

2TX CHAIN 0 + CHAIN 1 CDD OFDMA MODE: 2x996T+484T+996T (NON-CONTIGUOUS 2) – LOW POWER INDOOR

Test Engineer:	104463/85502, 105900/84740, 33499/84740
Test Date:	2024/08/01-10/17/2024

Bandwidth, Antenna Gain and Limits

Channel	Frequency (MHz)	Directional Gain for Power (dBi)	Directional Gain for PSD (dBi)	EIRP Power Limit (dBm)	PSD Limit (dBm)
Low	6425	8.60	11.61	24.00	-1.00
High	6585	8.60	11.61	24.00	-1.00

Output Power Results

Channel	Frequency (MHz)	Chain 0 Meas Power (dBm)	Chain 1 Meas Power (dBm)	Total Corr'd EIRP (dBm)	Power Limit EIRP (dBm)	Power Margin (dB)
Low	6425	5.10	5.28	16.80	24.00	-7.20
High	6585	5.10	5.15	16.74	24.00	-7.26

UL LLC
12 Laboratory Drive, Research Triangle Park, NC 27709; USA TEL:(919)549-1400
This report shall not be reproduced except in full, without the written approval of UL LLC

2TX CHAIN 0 + CHAIN 1 CDD OFDMA MODE: 4x996T – LOW POWER INDOOR

Test Engineer:	104463/85502, 105900/84740, 33499/84740
Test Date:	2024/08/01-10/17/2024

Bandwidth, Antenna Gain and Limits

Channel	Frequency (MHz)	Directional Gain for Power (dBi)	Directional Gain for PSD (dBi)	EIRP Power Limit (dBm)	PSD Limit (dBm)
Low	6425	8.60	11.61	24.00	-1.00
High	6585	8.60	11.61	24.00	-1.00

Duty Cycle CF (dB)	0.00	**Included in Calculations of Corr'd PSD**

Output Power Results

Channel	Frequency (MHz)	Chain 0 Meas Power (dBm)	Chain 1 Meas Power (dBm)	Total Corr'd EIRP (dBm)	Power Limit EIRP (dBm)	Power Margin (dB)
Low	6425	7.90	7.92	19.52	24.00	-4.48
High	6585	7.53	7.60	19.18	24.00	-4.82

PSD Results

Channel	Frequency (MHz)	Chain 0 Meas PSD (dBm)	Chain 1 Meas PSD (dBm)	Total Corr'd EIRP PSD (dBm)	PSD Limit (dBm)	PSD Margin (dB)
Low	6425	-17.19	-17.45	-2.70	-1.00	-1.70
High	6585	-16.39	-16.72	-1.93	-1.00	-0.93

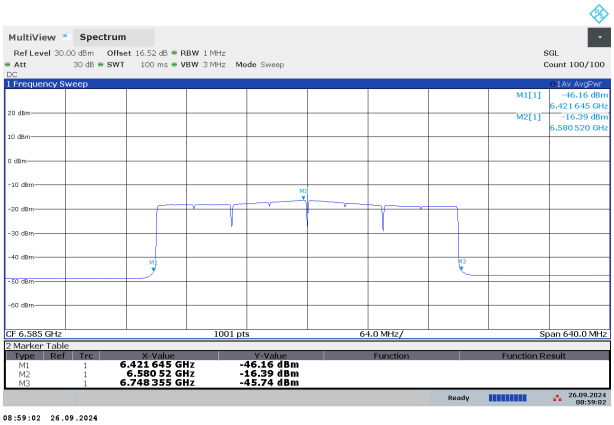

HIGH CHANNEL CHAIN 0

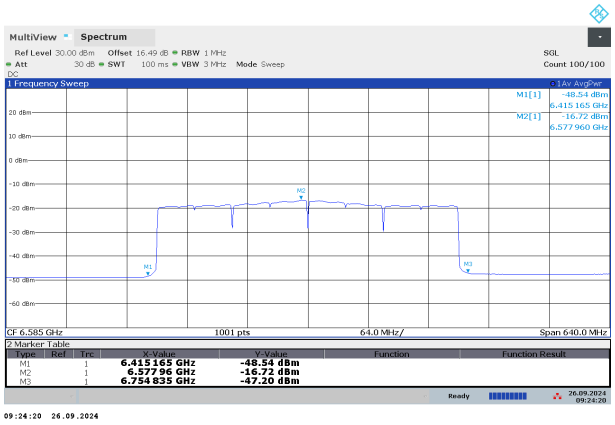

HIGH CHANNEL CHAIN 1

UL LLC
12 Laboratory Drive, Research Triangle Park, NC 27709; USA TEL:(919)549-1400
This report shall not be reproduced except in full, without the written approval of UL LLC

9.2.37. 802.11a MODE 2TX IN THE UNII-7 BAND (LOW GAIN)

2TX CHAIN 0 + CHAIN 1 CDD OFDMA MODE – STANDARD POWER

Test Engineer:	85502, 33499/84740
Test Date:	08/21/2024, 09/17/2024

Channel	Frequency (MHz)	Directional Gain for Power (dBi)	Directional Gain for PSD (dBi)	e.i.r.p. Power Limit (dBm)	PSD Limit (dBm)
Low	6535	5.20	8.21	30.00	17.00
Mid	6715	5.20	8.21	30.00	17.00
High	6855	5.20	8.21	30.00	17.00

Duty Cycle CF (dB)	0.00	**Included in Calculations of Corr'd PSD**	

Output Power Results

Channel	Frequency (MHz)	Chain 0 Meas Power (dBm)	Chain 1 Meas Power (dBm)	Total Corr'd EIRP (dBm)	Power Limit EIRP (dBm)	Power Margin (dB)
Low	6535	16.28	16.95	24.84	30.00	-5.16
Mid	6715	17.03	17.10	25.28	30.00	-4.72
High	6855	13.29	13.66	21.69	30.00	-8.31

PSD Results

Channel	Frequency (MHz)	Chain 0 Meas PSD (dBm)	Chain 1 Meas PSD (dBm)	Total Corr'd EIRP PSD (dBm)	PSD Limit EIRP (dBm)	PSD Margin (dB)
Low	6535	4.25	3.68	15.19	17.00	-1.81
Mid	6715	3.74	3.32	14.76	17.00	-2.24
High	6855	3.48	3.13	14.53	17.00	-2.47

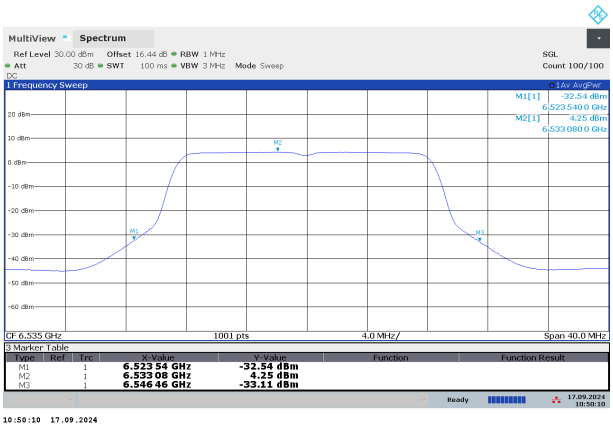

LOW CHANNEL CHAIN 0

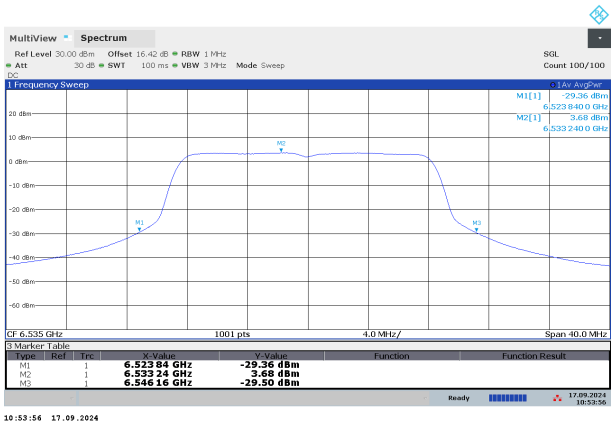

LOW CHANNEL CHAIN 1

UL LLC
12 Laboratory Drive, Research Triangle Park, NC 27709; USA TEL:(919)549-1400
This report shall not be reproduced except in full, without the written approval of UL LLC

2TX CHAIN 0 + CHAIN 1 CDD OFDMA MODE – LOW POWER INDOOR

Test Engineer:	85502, 105900/84740, 33499/84740
Test Date:	08/21/2024, 09/17/2024, 10/01/2024

Bandwidth, Antenna Gain and Limits

Channel	Frequency (MHz)	Directional Gain for Power (dBi)	Directional Gain for PSD (dBi)	e.i.r.p. Power Limit (dBm)	PSD Limit (dBm)
Low	6535	5.20	8.21	24.00	-1.00
Mid	6715	5.20	8.21	24.00	-1.00
High	6855	5.20	8.21	24.00	-1.00

Duty Cycle CF (dB)	0.00	**Included in Calculations of Corr'd PSD**	

Output Power Results

Channel	Frequency (MHz)	Chain 0 Meas Power (dBm)	Chain 1 Meas Power (dBm)	Total Corr'd EIRP (dBm)	Power Limit EIRP (dBm)	Power Margin (dB)
Low	6535	-0.64	-0.93	7.43	24.00	-16.57
Mid	6715	-0.59	-0.68	7.58	24.00	-16.42
High	6855	-1.03	-0.98	7.21	24.00	-16.79

PSD Results

Channel	Frequency (MHz)	Chain 0 Meas PSD (dBm)	Chain 1 Meas PSD (dBm)	Total Corr'd EIRP PSD (dBm)	PSD Limit EIRP (dBm)	PSD Margin (dB)
Low	6535	-13.44	-12.62	-1.79	-1.00	-0.79
Mid	6715	-12.50	-12.99	-1.52	-1.00	-0.52
High	6855	-12.72	-13.07	-1.67	-1.00	-0.67

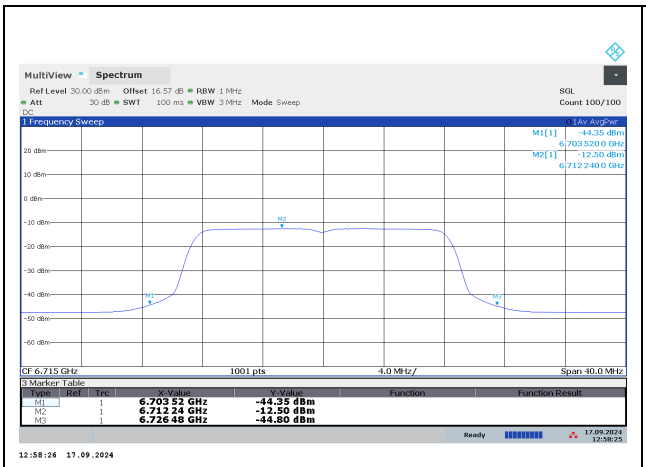

MID CHANNEL CHAIN 0

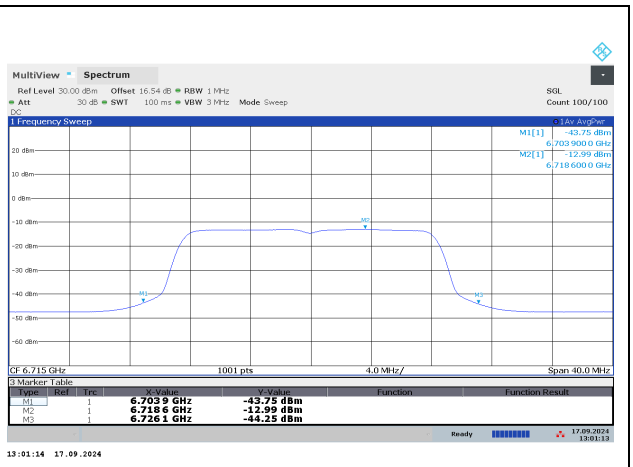

MID CHANNEL CHAIN 1

9.2.38. 802.11be EHT20 MODE 2TX IN THE UNII-7 BAND (LOW GAIN)

UL LLC
12 Laboratory Drive, Research Triangle Park, NC 27709; USA TEL:(919)549-1400
This report shall not be reproduced except in full, without the written approval of UL LLC

2TX CHAIN 0 + CHAIN 1 CDD OFDMA MODE: 26T – STANDARD POWER

Test Engineer:	85502, 33499/84740
Test Date:	08/21/2024, 09/17/2024

Channel	Frequency (MHz)	Directional Gain for Power (dBi)	Directional Gain for PSD (dBi)	e.i.r.p. Power Limit (dBm)	PSD Limit (dBm)
Low	6535	5.20	8.21	30.00	17.00
Mid	6715	5.20	8.21	30.00	17.00
High	6855	5.20	8.21	30.00	17.00

Duty Cycle CF (dB)	0.00	**Included in Calculations of Corr'd PSD**	

Output Power Results

Channel	Frequency (MHz)	Chain 0 Meas Power (dBm)	Chain 1 Meas Power (dBm)	Total Corr'd EIRP (dBm)	Power Limit EIRP (dBm)	Power Margin (dB)
Low	6535	8.10	8.68	16.61	30.00	-13.39
Mid	6715	9.38	9.52	17.66	30.00	-12.34
High	6855	5.55	5.94	13.96	30.00	-16.04

PSD Results

Channel	Frequency (MHz)	Chain 0 Meas PSD (dBm)	Chain 1 Meas PSD (dBm)	Total Corr'd EIRP PSD (dBm)	PSD Limit EIRP (dBm)	PSD Margin (dB)
Low	6535	4.70	4.21	15.68	17.00	-1.32
Mid	6715	3.53	3.07	14.53	17.00	-2.47
High	6855	4.25	3.64	15.18	17.00	-1.82

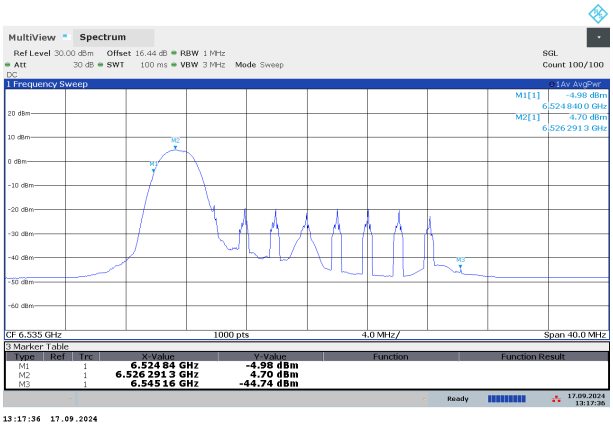

LOW CHANNEL CHAIN 0

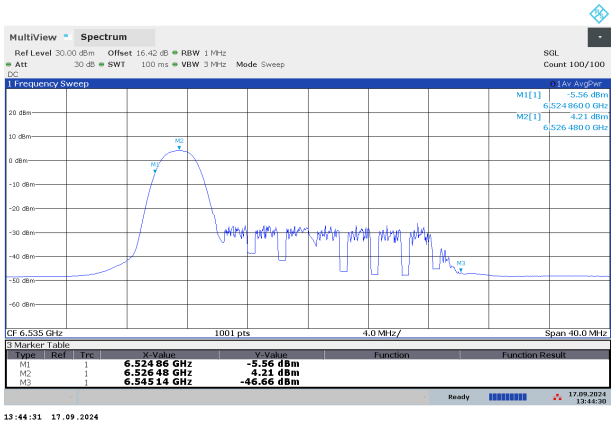

LOW CHANNEL CHAIN 1

UL LLC
12 Laboratory Drive, Research Triangle Park, NC 27709; USA TEL:(919)549-1400
This report shall not be reproduced except in full, without the written approval of UL LLC

2TX CHAIN 0 + CHAIN 1 CDD OFDMA MODE: 26T – LOW POWER INDOOR

Test Engineer:	85502, 105900/84740, 33499/84740
Test Date:	08/21/2024, 09/17/2024, 10/01/2024

Bandwidth, Antenna Gain and Limits

Channel	Frequency (MHz)	Directional Gain for Power (dBi)	Directional Gain for PSD (dBi)	e.i.r.p. Power Limit (dBm)	PSD Limit (dBm)
Low	6535	5.20	8.21	24.00	-1.00
Mid	6715	5.20	8.21	24.00	-1.00
High	6855	5.20	8.21	24.00	-1.00

Duty Cycle CF (dB)	0.00	**Included in Calculations of Corr'd PSD**	

Output Power Results

Channel	Frequency (MHz)	Chain 0 Meas Power (dBm)	Chain 1 Meas Power (dBm)	Total Corr'd EIRP (dBm)	Power Limit EIRP (dBm)	Power Margin (dB)
Low	6535	-9.58	-9.62	-1.39	24.00	-25.39
Mid	6715	-7.84	-7.42	0.59	24.00	-23.41
High	6855	-9.33	-8.88	-0.89	24.00	-24.89

PSD Results

Channel	Frequency (MHz)	Chain 0 Meas PSD (dBm)	Chain 1 Meas PSD (dBm)	Total Corr'd EIRP PSD (dBm)	PSD Limit EIRP (dBm)	PSD Margin (dB)
Low	6535	-13.24	-12.46	-1.61	-1.00	-0.61
Mid	6715	-13.92	-14.27	-2.87	-1.00	-1.87
High	6855	-12.85	-13.19	-1.80	-1.00	-0.80

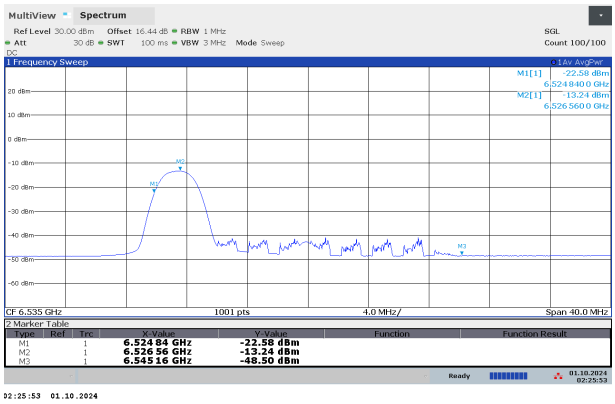

LOW CHANNEL CHAIN 0

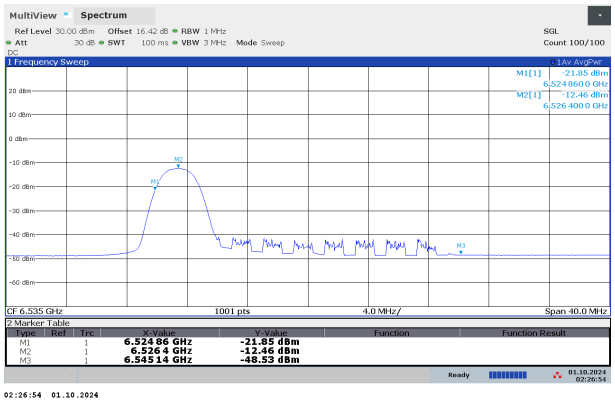

LOW CHANNEL CHAIN 1

UL LLC
12 Laboratory Drive, Research Triangle Park, NC 27709; USA TEL:(919)549-1400
This report shall not be reproduced except in full, without the written approval of UL LLC

2TX CHAIN 0 + CHAIN 1 CDD OFDMA MODE: 52T – STANDARD POWER

Test Engineer:	85502, 105900/84740, 33499/84740
Test Date:	08/21/2024, 09/17/2024, 10/01/2024

Channel	Frequency (MHz)	Directional Gain for Power (dBi)	Directional Gain for PSD (dBi)	e.i.r.p. Power Limit (dBm)	PSD Limit (dBm)
Low	6535	5.20	8.21	30.00	17.00
Mid	6715	5.20	8.21	30.00	17.00
High	6855	5.20	8.21	30.00	17.00

Duty Cycle CF (dB)	0.00	**Included in Calculations of Corr'd PSD**	

Output Power Results

Channel	Frequency (MHz)	Chain 0 Meas Power (dBm)	Chain 1 Meas Power (dBm)	Total Corr'd EIRP (dBm)	Power Limit EIRP (dBm)	Power Margin (dB)
Low	6535	11.19	12.00	19.82	30.00	-10.18
Mid	6715	12.03	12.40	20.43	30.00	-9.57
High	6855	8.62	8.99	17.02	30.00	-12.98

PSD Results

Channel	Frequency (MHz)	Chain 0 Meas PSD (dBm)	Chain 1 Meas PSD (dBm)	Total Corr'd EIRP PSD (dBm)	PSD Limit EIRP (dBm)	PSD Margin (dB)
Low	6535	4.94	4.52	15.96	17.00	-1.04
Mid	6715	4.73	4.43	15.80	17.00	-1.20
High	6855	4.45	3.70	15.31	17.00	-1.69

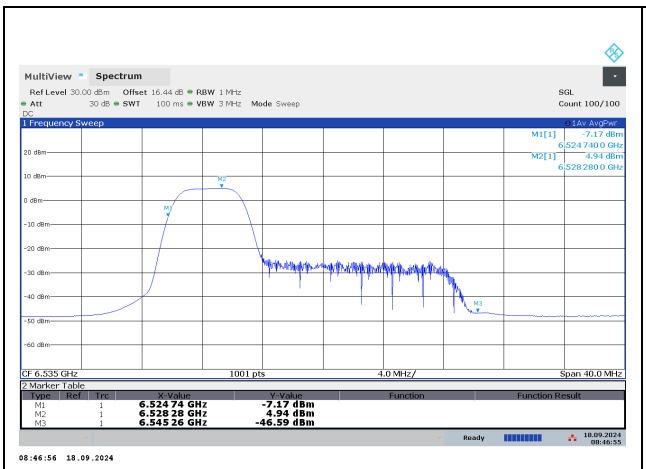

LOW CHANNEL CHAIN 0

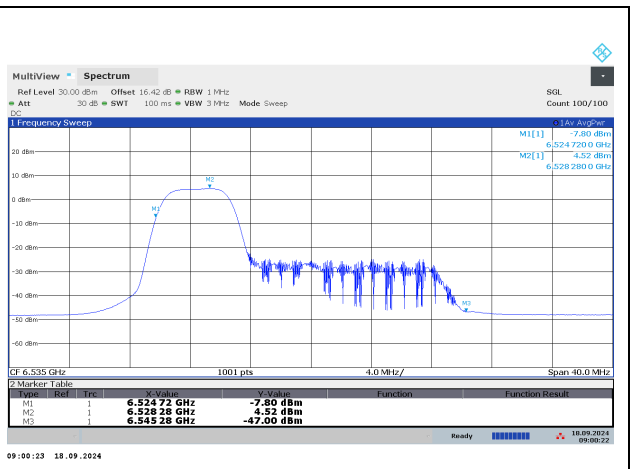

LOW CHANNEL CHAIN 1

UL LLC
12 Laboratory Drive, Research Triangle Park, NC 27709; USA TEL:(919)549-1400
This report shall not be reproduced except in full, without the written approval of UL LLC

2TX CHAIN 0 + CHAIN 1 CDD OFDMA MODE: 52T – LOW POWER INDOOR

Test Engineer:	85502, 105900/84740, 33499/84740
Test Date:	08/21/2024, 09/17/2024, 10/01/2024

Bandwidth, Antenna Gain and Limits

Channel	Frequency (MHz)	Directional Gain for Power (dBi)	Directional Gain for PSD (dBi)	e.i.r.p. Power Limit (dBm)	PSD Limit (dBm)
Low	6535	5.20	8.21	24.00	-1.00
Mid	6715	5.20	8.21	24.00	-1.00
High	6855	5.20	8.21	24.00	-1.00

Duty Cycle CF (dB)	0.00	**Included in Calculations of Corr'd PSD**	

Output Power Results

Channel	Frequency (MHz)	Chain 0 Meas Power (dBm)	Chain 1 Meas Power (dBm)	Total Corr'd EIRP (dBm)	Power Limit EIRP (dBm)	Power Margin (dB)
Low	6535	-6.90	-7.08	1.22	24.00	-22.78
Mid	6715	-7.05	-6.91	1.23	24.00	-22.77
High	6855	-7.18	-7.16	1.04	24.00	-22.96

PSD Results

Channel	Frequency (MHz)	Chain 0 Meas PSD (dBm)	Chain 1 Meas PSD (dBm)	Total Corr'd EIRP PSD (dBm)	PSD Limit EIRP (dBm)	PSD Margin (dB)
Low	6535	-13.22	-12.46	-1.60	-1.00	-0.60
Mid	6715	-13.67	-13.05	-2.13	-1.00	-1.13
High	6855	-13.82	-13.13	-2.24	-1.00	-1.24

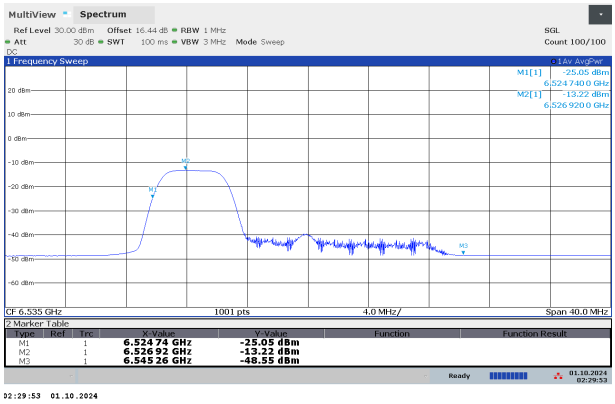

LOW CHANNEL CHAIN 0

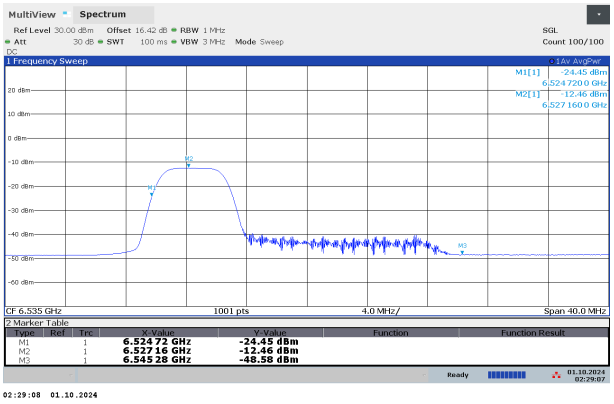

LOW CHANNEL CHAIN 1

UL LLC
12 Laboratory Drive, Research Triangle Park, NC 27709; USA TEL:(919)549-1400
This report shall not be reproduced except in full, without the written approval of UL LLC

2TX CHAIN 0 + CHAIN 1 CDD OFDMA MODE: 52T+26T – STANDARD POWER

Test Engineer:	33499/84740
Test Date:	08/21/2024

Bandwidth, Antenna Gain and Limits

Channel	Frequency (MHz)	Directional Gain for Power (dBi)	Directional Gain for PSD (dBi)	e.i.r.p. Power Limit (dBm)	PSD Limit (dBm)
Low	6535	5.20	8.21	30.00	17.00
Mid	6715	5.20	8.21	30.00	17.00
High	6855	5.20	8.21	30.00	17.00

Output Power Results

Channel	Frequency (MHz)	Chain 0 Meas Power (dBm)	Chain 1 Meas Power (dBm)	Total Corr'd EIRP (dBm)	Power Limit EIRP (dBm)	Power Margin (dB)
Low	6535	11.20	11.55	19.59	30.00	-10.41
Mid	6715	11.67	12.04	20.07	30.00	-9.93
High	6855	8.33	8.64	16.70	30.00	-13.30

2TX CHAIN 0 + CHAIN 1 CDD OFDMA MODE: 52T+26T – LOW POWER INDOOR

Test Engineer:	33499/84740
Test Date:	08/21/2024

Bandwidth, Antenna Gain and Limits

Channel	Frequency (MHz)	Directional Gain for Power (dBi)	Directional Gain for PSD (dBi)	e.i.r.p. Power Limit (dBm)	PSD Limit (dBm)
Low	6535	5.20	8.21	24.00	-1.00
Mid	6715	5.20	8.21	24.00	-1.00
High	6855	5.20	8.21	24.00	-1.00

Output Power Results

Channel	Frequency (MHz)	Chain 0 Meas Power (dBm)	Chain 1 Meas Power (dBm)	Total Corr'd EIRP (dBm)	Power Limit EIRP (dBm)	Power Margin (dB)
Low	6535	-6.93	-7.01	1.24	24.00	-22.76
Mid	6715	-7.22	-7.10	1.05	24.00	-22.95
High	6855	-7.34	-6.98	1.05	24.00	-22.95

UL LLC
12 Laboratory Drive, Research Triangle Park, NC 27709; USA TEL:(919)549-1400
This report shall not be reproduced except in full, without the written approval of UL LLC

2TX CHAIN 0 + CHAIN 1 CDD OFDMA MODE: 106T – STANDARD POWER

Test Engineer:	85502, 33499/84740
Test Date:	08/21/2024, 09/18/2024

Channel	Frequency (MHz)	Directional Gain for Power (dBi)	Directional Gain for PSD (dBi)	e.i.r.p. Power Limit (dBm)	PSD Limit (dBm)
Low	6535	5.20	8.21	30.00	17.00
Mid	6715	5.20	8.21	30.00	17.00
High	6855	5.20	8.21	30.00	17.00

Duty Cycle CF (dB)	0.00	**Included in Calculations of Corr'd PSD**	

Output Power Results

Channel	Frequency (MHz)	Chain 0 Meas Power (dBm)	Chain 1 Meas Power (dBm)	Total Corr'd EIRP (dBm)	Power Limit EIRP (dBm)	Power Margin (dB)
Low	6535	14.42	14.95	22.90	30.00	-7.10
Mid	6715	14.50	14.86	22.89	30.00	-7.11
High	6855	11.47	11.41	19.65	30.00	-10.35

PSD Results

Channel	Frequency (MHz)	Chain 0 Meas PSD (dBm)	Chain 1 Meas PSD (dBm)	Total Corr'd EIRP PSD (dBm)	PSD Limit EIRP (dBm)	PSD Margin (dB)
Low	6535	5.00	4.67	16.06	17.00	-0.94
Mid	6715	4.57	4.26	15.64	17.00	-1.36
High	6855	4.30	3.80	15.28	17.00	-1.72

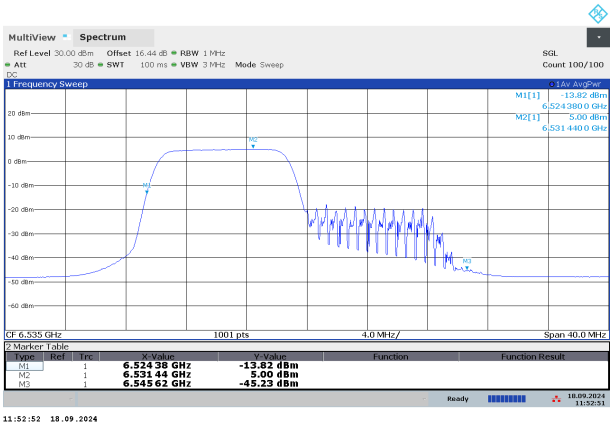

LOW CHANNEL CHAIN 0

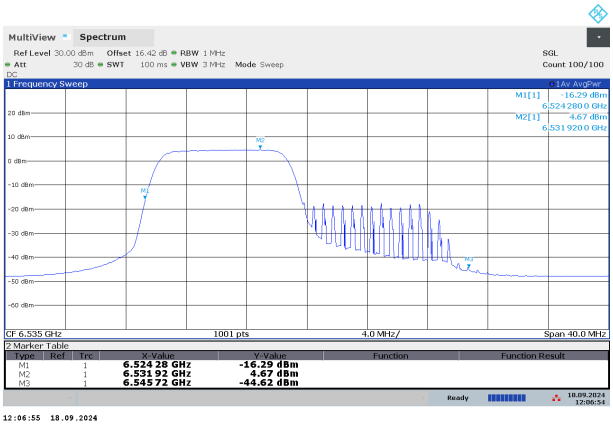

LOW CHANNEL CHAIN 1

UL LLC
12 Laboratory Drive, Research Triangle Park, NC 27709; USA TEL:(919)549-1400
This report shall not be reproduced except in full, without the written approval of UL LLC

2TX CHAIN 0 + CHAIN 1 CDD OFDMA MODE: 106T – LOW POWER INDOOR

Test Engineer:	85502, 33499/84740, 105900/84740
Test Date:	08/21/2024, 09/18/2024, 10/01/2024

Bandwidth, Antenna Gain and Limits

Channel	Frequency (MHz)	Directional Gain for Power (dBi)	Directional Gain for PSD (dBi)	e.i.r.p. Power Limit (dBm)	PSD Limit (dBm)
Low	6535	5.20	8.21	24.00	-1.00
Mid	6715	5.20	8.21	24.00	-1.00
High	6855	5.20	8.21	24.00	-1.00

Duty Cycle CF (dB)	0.00	**Included in Calculations of Corr'd PSD**	

Output Power Results

Channel	Frequency (MHz)	Chain 0 Meas Power (dBm)	Chain 1 Meas Power (dBm)	Total Corr'd EIRP (dBm)	Power Limit EIRP (dBm)	Power Margin (dB)
Low	6535	-3.81	-4.00	4.31	24.00	-19.69
Mid	6715	-4.40	-4.29	3.87	24.00	-20.13
High	6855	-4.10	-4.05	4.14	24.00	-19.86

PSD Results

Channel	Frequency (MHz)	Chain 0 Meas PSD (dBm)	Chain 1 Meas PSD (dBm)	Total Corr'd EIRP PSD (dBm)	PSD Limit EIRP (dBm)	PSD Margin (dB)
Low	6535	-13.25	-12.45	-1.61	-1.00	-0.61
Mid	6715	-13.44	-12.82	-1.90	-1.00	-0.90
High	6855	-12.66	-13.27	-1.73	-1.00	-0.73

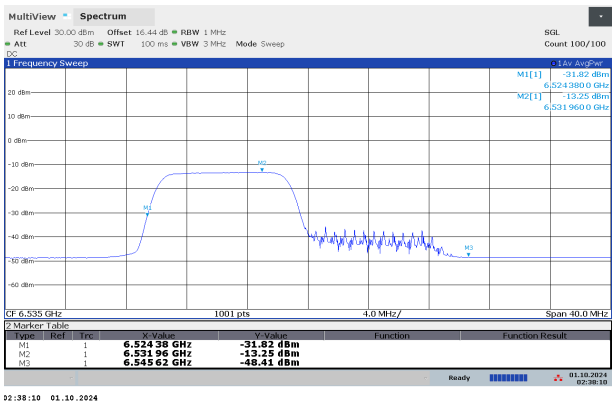

LOW CHANNEL CHAIN 0

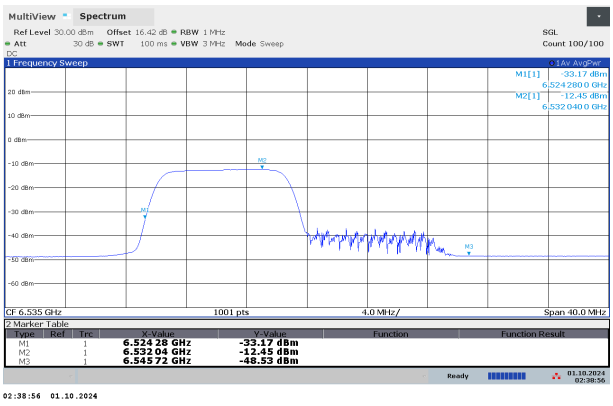

LOW CHANNEL CHAIN 1

UL LLC
12 Laboratory Drive, Research Triangle Park, NC 27709; USA TEL:(919)549-1400
This report shall not be reproduced except in full, without the written approval of UL LLC

2TX CHAIN 0 + CHAIN 1 CDD OFDMA MODE: 106T+26T – STANDARD POWER

Test Engineer:	33499/84740
Test Date:	08/21/2024

Bandwidth, Antenna Gain and Limits

Channel	Frequency (MHz)	Directional Gain for Power (dBi)	Directional Gain for PSD (dBi)	e.i.r.p. Power Limit (dBm)	PSD Limit (dBm)
Low	6535	5.20	8.21	30.00	17.00
Mid	6715	5.20	8.21	30.00	17.00
High	6855	5.20	8.21	30.00	17.00

Output Power Results

Channel	Frequency (MHz)	Chain 0 Meas Power (dBm)	Chain 1 Meas Power (dBm)	Total Corr'd EIRP (dBm)	Power Limit EIRP (dBm)	Power Margin (dB)
Low	6535	14.44	14.93	22.90	30.00	-7.10
Mid	6715	15.05	15.33	23.40	30.00	-6.60
High	6855	11.43	11.68	19.77	30.00	-10.23

2TX CHAIN 0 + CHAIN 1 CDD OFDMA MODE: 106T+26T – LOW POWER INDOOR

Test Engineer:	33499/84740
Test Date:	08/21/2024

Bandwidth, Antenna Gain and Limits

Channel	Frequency (MHz)	Directional Gain for Power (dBi)	Directional Gain for PSD (dBi)	e.i.r.p. Power Limit (dBm)	PSD Limit (dBm)
Low	6535	5.20	8.21	24.00	-1.00
Mid	6715	5.20	8.21	24.00	-1.00
High	6855	5.20	8.21	24.00	-1.00

Output Power Results

Channel	Frequency (MHz)	Chain 0 Meas Power (dBm)	Chain 1 Meas Power (dBm)	Total Corr'd EIRP (dBm)	Power Limit EIRP (dBm)	Power Margin (dB)
Low	6535	-3.54	-3.67	4.61	24.00	-19.39
Mid	6715	-3.79	-3.72	4.46	24.00	-19.54
High	6855	-3.88	-3.90	4.32	24.00	-19.68

UL LLC
12 Laboratory Drive, Research Triangle Park, NC 27709; USA TEL:(919)549-1400
This report shall not be reproduced except in full, without the written approval of UL LLC

2TX CHAIN 0 + CHAIN 1 CDD OFDMA MODE: 242T – STANDARD POWER

Test Engineer:	85502, 33499/84740
Test Date:	08/21/2024, 09/18/2024

Bandwidth, Antenna Gain and Limits

Channel	Frequency (MHz)	Directional Gain for Power (dBi)	Directional Gain for PSD (dBi)	e.i.r.p. Power Limit (dBm)	PSD Limit (dBm)
Low	6535	5.20	8.21	30.00	17.00
Mid	6715	5.20	8.21	30.00	17.00
High	6855	5.20	8.21	30.00	17.00

Duty Cycle CF (dB)	0.00	**Included in Calculations of Corr'd PSD**	

Output Power Results

Channel	Frequency (MHz)	Chain 0 Meas Power (dBm)	Chain 1 Meas Power (dBm)	Total Corr'd EIRP (dBm)	Power Limit EIRP (dBm)	Power Margin (dB)
Low	6535	16.39	16.96	24.89	30.00	-5.11
Mid	6715	16.88	17.07	25.19	30.00	-4.81
High	6855	13.28	13.72	21.72	30.00	-8.28

PSD Results

Channel	Frequency (MHz)	Chain 0 Meas PSD (dBm)	Chain 1 Meas PSD (dBm)	Total Corr'd EIRP PSD (dBm)	PSD Limit EIRP (dBm)	PSD Margin (dB)
Low	6535	3.42	3.07	14.47	17.00	-2.53
Mid	6715	3.20	2.61	14.14	17.00	-2.86
High	6855	2.91	2.48	13.92	17.00	-3.08

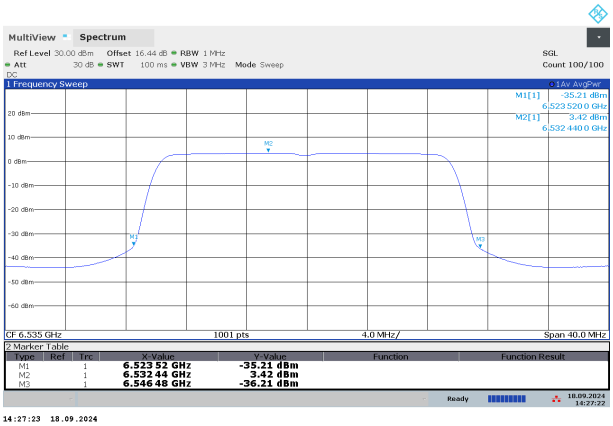

LOW CHANNEL CHAIN 0

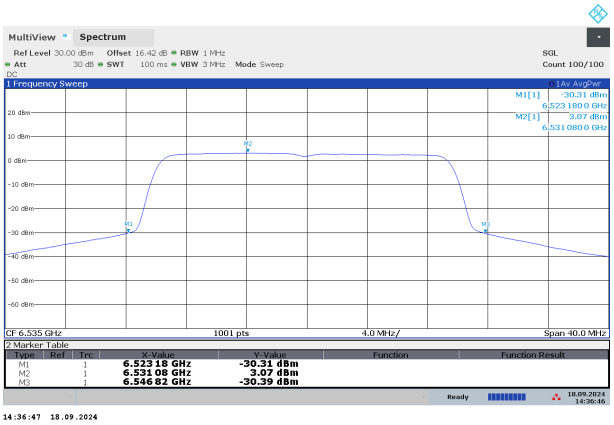

LOW CHANNEL CHAIN 1

UL LLC
12 Laboratory Drive, Research Triangle Park, NC 27709; USA TEL:(919)549-1400
This report shall not be reproduced except in full, without the written approval of UL LLC

2TX CHAIN 0 + CHAIN 1 CDD OFDMA MODE: 242T – LOW POWER INDOOR

Test Engineer:	85502, 33499/84740
Test Date:	08/21/2024, 09/18/2024

Bandwidth, Antenna Gain and Limits

Channel	Frequency (MHz)	Directional Gain for Power (dBi)	Directional Gain for PSD (dBi)	e.i.r.p. Power Limit (dBm)	PSD Limit (dBm)
Low	6535	5.20	8.21	24.00	-1.00
Mid	6715	5.20	8.21	24.00	-1.00
High	6855	5.20	8.21	24.00	-1.00

Duty Cycle CF (dB)	0.00	**Included in Calculations of Corr'd PSD**	

Output Power Results

Channel	Frequency (MHz)	Chain 0 Meas Power (dBm)	Chain 1 Meas Power (dBm)	Total Corr'd EIRP (dBm)	Power Limit EIRP (dBm)	Power Margin (dB)
Low	6535	-1.00	-1.11	7.16	24.00	-16.84
Mid	6715	-0.60	-0.67	7.58	24.00	-16.42
High	6855	-0.97	-0.91	7.27	24.00	-16.73

PSD Results

Channel	Frequency (MHz)	Chain 0 Meas PSD (dBm)	Chain 1 Meas PSD (dBm)	Total Corr'd EIRP PSD (dBm)	PSD Limit EIRP (dBm)	PSD Margin (dB)
Low	6535	-13.39	-13.69	-2.32	-1.00	-1.32
Mid	6715	-13.54	-14.04	-2.56	-1.00	-1.56
High	6855	-13.82	-14.16	-2.77	-1.00	-1.77

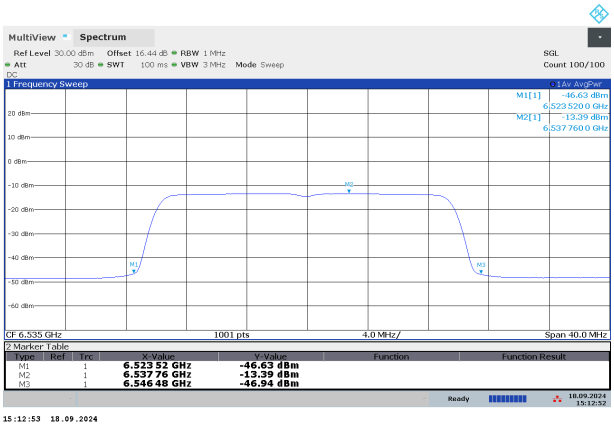

LOW CHANNEL CHAIN 0

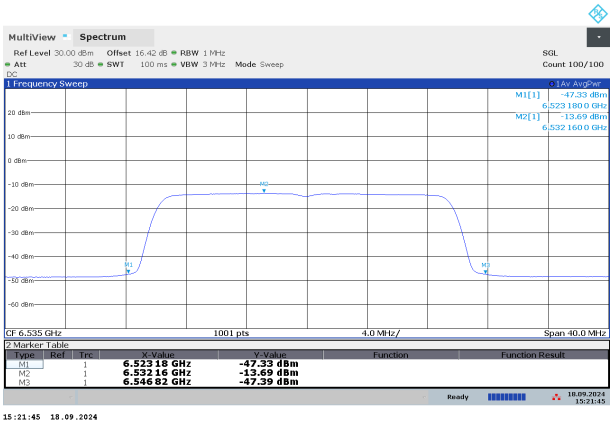

LOW CHANNEL CHAIN 1

UL LLC
12 Laboratory Drive, Research Triangle Park, NC 27709; USA TEL:(919)549-1400
This report shall not be reproduced except in full, without the written approval of UL LLC

9.2.39. 802.11be EHT40 MODE 2TX IN THE UNII-7 BAND (LOW GAIN)

2TX CHAIN 0 + CHAIN 1 CDD OFDMA MODE: 484T – STANDARD POWER

Test Engineer:	85502, 33499/84740
Test Date:	08/21/2024, 09/19/2024

Bandwidth, Antenna Gain and Limits

Channel	Frequency (MHz)	Directional Gain for Power (dBi)	Directional Gain for PSD (dBi)	EIRP Power Limit (dBm)	PSD Limit (dBm)
Low	6565	5.20	8.21	30.00	17.00
Mid	6685	5.20	8.21	30.00	17.00
High	6845	5.20	8.21	30.00	17.00

Duty Cycle CF (dB)	0.00	**Included in Calculations of Corr'd PSD**	

Output Power Results

Channel	Frequency (MHz)	Chain 0 Meas. Power (dBm)	Chain 1 Meas. Power (dBm)	Total Corr'd EIRP (dBm)	Power Limit EIRP (dBm)	Power Margin (dB)
Low	6565	16.40	17.23	25.05	30.00	-4.95
Mid	6685	16.65	17.24	25.17	30.00	-4.83
High	6845	17.06	17.49	25.49	30.00	-4.51

PSD Results

Channel	Frequency (MHz)	Chain 0 Meas. PSD (dBm)	Chain 1 Meas. PSD (dBm)	Total Corr'd EIRP PSD (dBm)	PSD Limit EIRP (dBm)	PSD Margin (dB)
Low	6565	0.98	0.86	12.14	17.00	-4.86
Mid	6685	0.58	0.23	11.63	17.00	-5.37
High	6845	0.37	0.25	11.53	17.00	-5.47

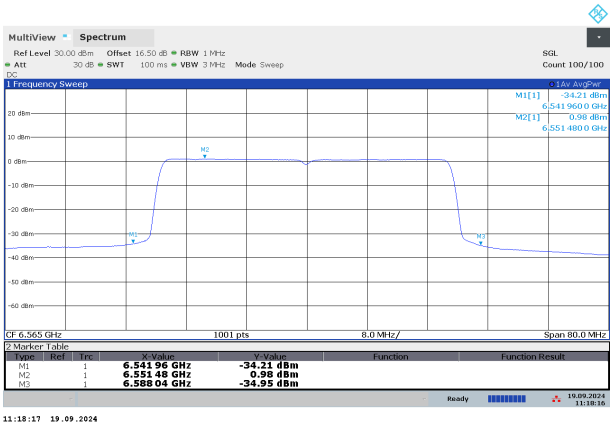

LOW CHANNEL CHAIN 0

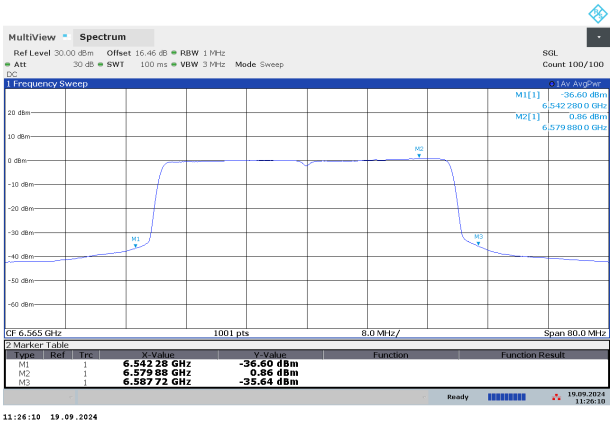

LOW CHANNEL CHAIN 1

UL LLC
12 Laboratory Drive, Research Triangle Park, NC 27709; USA TEL:(919)549-1400
This report shall not be reproduced except in full, without the written approval of UL LLC

2TX CHAIN 0 + CHAIN 1 CDD OFDMA MODE: 484T – LOW POWER INDOOR

Test Engineer:	85502, 33499/84740
Test Date:	08/21/2024, 09/19/2024

Bandwidth, Antenna Gain and Limits

Channel	Frequency (MHz)	Directional Gain for Power (dBi)	Directional Gain for PSD (dBi)	e.i.r.p. Power Limit (dBm)	PSD Limit (dBm)
Low	6565	5.20	8.21	24.00	-1.00
Mid	6685	5.20	8.21	24.00	-1.00
High	6845	5.20	8.21	24.00	-1.00

Duty Cycle CF (dB)	0.00	**Included in Calculations of Corr'd PSD**	

Output Power Results

Channel	Frequency (MHz)	Chain 0 Meas Power (dBm)	Chain 1 Meas Power (dBm)	Total Corr'd EIRP (dBm)	Power Limit EIRP (dBm)	Power Margin (dB)
Low	6565	2.18	1.95	10.28	24.00	-13.72
Mid	6685	1.93	2.07	10.21	24.00	-13.79
High	6845	1.64	1.64	9.85	24.00	-14.15

PSD Results

Channel	Frequency (MHz)	Chain 0 Meas PSD (dBm)	Chain 1 Meas PSD (dBm)	Total Corr'd EIRP PSD (dBm)	PSD Limit EIRP (dBm)	PSD Margin (dB)
Low	6565	-13.24	-13.49	-2.14	-1.00	-1.14
Mid	6685	-13.48	-13.63	-2.33	-1.00	-1.33
High	6845	-13.55	-13.99	-2.54	-1.00	-1.54

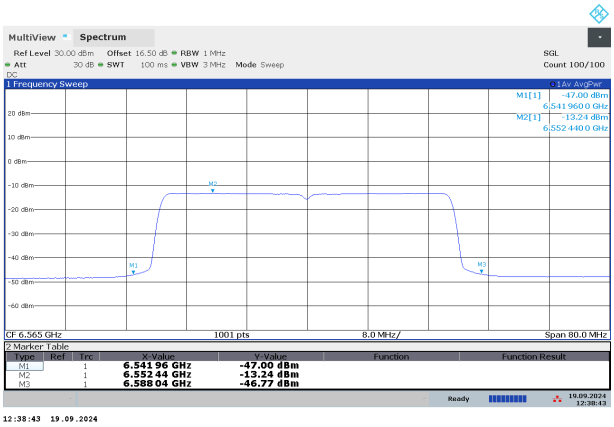

LOW CHANNEL CHAIN 0

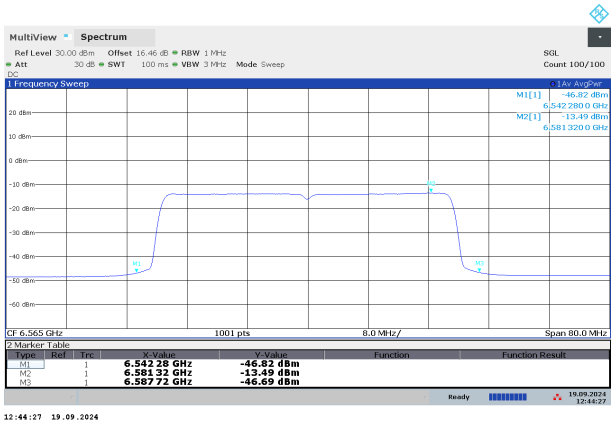

LOW CHANNEL CHAIN 1

UL LLC
12 Laboratory Drive, Research Triangle Park, NC 27709; USA TEL:(919)549-1400
This report shall not be reproduced except in full, without the written approval of UL LLC

9.2.40. 802.11be EHT80 MODE 2TX IN THE UNII-7 BAND (LOW GAIN)

2TX CHAIN 0 + CHAIN 1 CDD OFDMA MODE: 484T+242T (C) MRU LOW MODE – STANDARD POWER

Test Engineer:	33499/84740
Test Date:	08/21/2024

Bandwidth, Antenna Gain and Limits

Channel	Frequency (MHz)	Directional Gain for Power (dBi)	Directional Gain for PSD (dBi)	EIRP Power Limit (dBm)	PSD Limit (dBm)
Low	6625	5.20	8.21	30.00	17.00
Mid	6705	5.20	8.21	30.00	17.00
High	6785	5.20	8.21	30.00	17.00

Output Power Results

Channel	Frequency (MHz)	Chain 0 Meas Power (dBm)	Chain 1 Meas Power (dBm)	Total Corr'd EIRP (dBm)	Power Limit EIRP (dBm)	Power Margin (dB)
Low	6625	16.48	17.10	25.01	30.00	-4.99
Mid	6705	16.68	17.20	25.16	30.00	-4.84
High	6785	16.79	17.25	25.24	30.00	-4.76

2TX CHAIN 0 + CHAIN 1 CDD OFDMA MODE: 484T+242T (C) MRU LOW MODE – LOW POWER INDOOR

Test Engineer:	33499/84740
Test Date:	08/21/2024

Bandwidth, Antenna Gain and Limits

Channel	Frequency (MHz)	Directional Gain for Power (dBi)	Directional Gain for PSD (dBi)	e.i.r.p. Power Limit (dBm)	PSD Limit (dBm)
Low	6625	5.20	8.21	24.00	-1.00
Mid	6705	5.20	8.21	24.00	-1.00
High	6785	5.20	8.21	24.00	-1.00

Output Power Results

Channel	Frequency (MHz)	Chain 0 Meas Power (dBm)	Chain 1 Meas Power (dBm)	Total Corr'd EIRP (dBm)	Power Limit EIRP (dBm)	Power Margin (dB)
Low	6625	2.40	2.09	10.46	24.00	-13.54
Mid	6705	2.23	2.38	10.52	24.00	-13.48
High	6785	2.26	2.40	10.54	24.00	-13.46

UL LLC
12 Laboratory Drive, Research Triangle Park, NC 27709; USA TEL:(919)549-1400
This report shall not be reproduced except in full, without the written approval of UL LLC

2TX CHAIN 0 + CHAIN 1 CDD OFDMA MODE: 484T+242T (C) PUNCTURED 0x8 MODE – STANDARD POWER

Test Engineer:	33499/84740
Test Date:	08/21/2024

Bandwidth, Antenna Gain and Limits

Channel	Frequency (MHz)	Directional Gain for Power (dBi)	Directional Gain for PSD (dBi)	EIRP Power Limit (dBm)	PSD Limit (dBm)
Low	6625	5.20	8.21	30.00	17.00
Mid	6705	5.20	8.21	30.00	17.00
High	6785	5.20	8.21	30.00	17.00

Output Power Results

Channel	Frequency (MHz)	Chain 0 Meas Power (dBm)	Chain 1 Meas Power (dBm)	Total Corr'd EIRP (dBm)	Power Limit EIRP (dBm)	Power Margin (dB)
Low	6625	16.72	19.36	26.45	30.00	-3.55
Mid	6705	16.63	19.39	26.44	30.00	-3.56
High	6785	16.74	19.52	26.56	30.00	-3.44

2TX CHAIN 0 + CHAIN 1 CDD OFDMA MODE: 484T+242T (C) PUNCTURED 0x8 MODE – LOW POWER INDOOR

Test Engineer:	33499/84740
Test Date:	08/21/2024

Bandwidth, Antenna Gain and Limits

Channel	Frequency (MHz)	Directional Gain for Power (dBi)	Directional Gain for PSD (dBi)	e.i.r.p. Power Limit (dBm)	PSD Limit (dBm)
Low	6625	5.20	8.21	24.00	-1.00
Mid	6705	5.20	8.21	24.00	-1.00
High	6785	5.20	8.21	24.00	-1.00

Output Power Results

Channel	Frequency (MHz)	Chain 0 Meas Power (dBm)	Chain 1 Meas Power (dBm)	Total Corr'd EIRP (dBm)	Power Limit EIRP (dBm)	Power Margin (dB)
Low	6625	1.82	1.39	9.82	24.00	-14.18
Mid	6705	1.77	1.72	9.96	24.00	-14.04
High	6785	1.75	1.71	9.94	24.00	-14.06

UL LLC
12 Laboratory Drive, Research Triangle Park, NC 27709; USA TEL:(919)549-1400
This report shall not be reproduced except in full, without the written approval of UL LLC

2TX CHAIN 0 + CHAIN 1 CDD OFDMA MODE: 484T+242T (C) MRU HIGH MODE – STANDARD POWER

Test Engineer:	33499/84740
Test Date:	08/21/2024

Bandwidth, Antenna Gain and Limits

Channel	Frequency (MHz)	Directional Gain for Power (dBi)	Directional Gain for PSD (dBi)	EIRP Power Limit (dBm)	PSD Limit (dBm)
Low	6625	5.20	8.21	30.00	17.00
Mid	6705	5.20	8.21	30.00	17.00
High	6785	5.20	8.21	30.00	17.00

Output Power Results

Channel	Frequency (MHz)	Chain 0 Meas Power (dBm)	Chain 1 Meas Power (dBm)	Total Corr'd EIRP (dBm)	Power Limit EIRP (dBm)	Power Margin (dB)
Low	6625	16.68	17.27	25.20	30.00	-4.80
Mid	6705	16.77	17.26	25.23	30.00	-4.77
High	6785	16.98	17.31	25.36	30.00	-4.64

2TX CHAIN 0 + CHAIN 1 CDD OFDMA MODE: 484T+242T (C) MRU HIGH MODE – LOW POWER INDOOR

Test Engineer:	33499/84740
Test Date:	08/21/2024

Bandwidth, Antenna Gain and Limits

Channel	Frequency (MHz)	Directional Gain for Power (dBi)	Directional Gain for PSD (dBi)	e.i.r.p. Power Limit (dBm)	PSD Limit (dBm)
Low	6625	5.20	8.21	24.00	-1.00
Mid	6705	5.20	8.21	24.00	-1.00
High	6785	5.20	8.21	24.00	-1.00

Output Power Results

Channel	Frequency (MHz)	Chain 0 Meas Power (dBm)	Chain 1 Meas Power (dBm)	Total Corr'd EIRP (dBm)	Power Limit EIRP (dBm)	Power Margin (dB)
Low	6625	2.34	2.16	10.46	24.00	-13.54
Mid	6705	2.22	2.44	10.54	24.00	-13.46
High	6785	2.19	2.41	10.51	24.00	-13.49

2TX CHAIN 0 + CHAIN 1 CDD OFDMA MODE: 484T+242T (C) PUNCTURED 0x1 MODE – STANDARD POWER

UL LLC
12 Laboratory Drive, Research Triangle Park, NC 27709; USA TEL:(919)549-1400
This report shall not be reproduced except in full, without the written approval of UL LLC

Test Engineer:	33499/84740
Test Date:	08/21/2024

Bandwidth, Antenna Gain and Limits

Channel	Frequency (MHz)	Directional Gain for Power (dBi)	Directional Gain for PSD (dBi)	EIRP Power Limit (dBm)	PSD Limit (dBm)
Low	6625	5.20	8.21	30.00	17.00
Mid	6705	5.20	8.21	30.00	17.00
High	6785	5.20	8.21	30.00	17.00

Output Power Results

Channel	Frequency (MHz)	Chain 0 Meas Power (dBm)	Chain 1 Meas Power (dBm)	Total Corr'd EIRP (dBm)	Power Limit EIRP (dBm)	Power Margin (dB)
Low	6625	16.12	16.73	24.65	30.00	-5.35
Mid	6705	16.32	16.72	24.73	30.00	-5.27
High	6785	16.42	16.77	24.81	30.00	-5.19

2TX CHAIN 0 + CHAIN 1 CDD OFDMA MODE: 484T+242T (C) PUNCTURED 0x1 MODE – LOW POWER INDOOR

Test Engineer:	33499/84740
Test Date:	08/21/2024

Bandwidth, Antenna Gain and Limits

Channel	Frequency (MHz)	Directional Gain for Power (dBi)	Directional Gain for PSD (dBi)	e.i.r.p. Power Limit (dBm)	PSD Limit (dBm)
Low	6625	5.20	8.21	24.00	-1.00
Mid	6705	5.20	8.21	24.00	-1.00
High	6785	5.20	8.21	24.00	-1.00

Output Power Results

Channel	Frequency (MHz)	Chain 0 Meas Power (dBm)	Chain 1 Meas Power (dBm)	Total Corr'd EIRP (dBm)	Power Limit EIRP (dBm)	Power Margin (dB)
Low	6625	1.90	1.55	9.94	24.00	-14.06
Mid	6705	1.69	1.78	9.95	24.00	-14.05
High	6785	1.65	1.64	9.86	24.00	-14.14

UL LLC
12 Laboratory Drive, Research Triangle Park, NC 27709; USA TEL:(919)549-1400
This report shall not be reproduced except in full, without the written approval of UL LLC

2TX CHAIN 0 + CHAIN 1 CDD OFDMA MODE: 484T+242T (NON-CONTIGUOUS) – STANDARD POWER

Test Engineer:	33499/84740
Test Date:	08/21/2024

Bandwidth, Antenna Gain and Limits

Channel	Frequency (MHz)	Directional Gain for Power (dBi)	Directional Gain for PSD (dBi)	EIRP Power Limit (dBm)	PSD Limit (dBm)
Low	6625	5.20	8.21	30.00	17.00
Mid	6705	5.20	8.21	30.00	17.00
High	6785	5.20	8.21	30.00	17.00

Output Power Results

Channel	Frequency (MHz)	Chain 0 Meas Power (dBm)	Chain 1 Meas Power (dBm)	Total Corr'd EIRP (dBm)	Power Limit EIRP (dBm)	Power Margin (dB)
Low	6625	16.58	17.21	25.12	30.00	-4.88
Mid	6705	16.70	17.23	25.18	30.00	-4.82
High	6785	16.87	17.22	25.26	30.00	-4.74

2TX CHAIN 0 + CHAIN 1 CDD OFDMA MODE: 484T+242T (NON-CONTIGUOUS) – LOW POWER INDOOR

Test Engineer:	33499/84740
Test Date:	08/21/2024

Bandwidth, Antenna Gain and Limits

Channel	Frequency (MHz)	Directional Gain for Power (dBi)	Directional Gain for PSD (dBi)	e.i.r.p. Power Limit (dBm)	PSD Limit (dBm)
Low	6625	5.20	8.21	24.00	-1.00
Mid	6705	5.20	8.21	24.00	-1.00
High	6785	5.20	8.21	24.00	-1.00

Output Power Results

Channel	Frequency (MHz)	Chain 0 Meas Power (dBm)	Chain 1 Meas Power (dBm)	Total Corr'd EIRP (dBm)	Power Limit EIRP (dBm)	Power Margin (dB)
Low	6625	2.03	1.89	10.17	24.00	-13.83
Mid	6705	1.97	2.17	10.28	24.00	-13.72
High	6785	1.95	2.14	10.26	24.00	-13.74

UL LLC
12 Laboratory Drive, Research Triangle Park, NC 27709; USA TEL:(919)549-1400
This report shall not be reproduced except in full, without the written approval of UL LLC

2TX CHAIN 0 + CHAIN 1 CDD OFDMA MODE: 242T+484T (NON-CONTIGUOUS) – STANDARD POWER

Test Engineer:	33499/84740
Test Date:	08/21/2024

Bandwidth, Antenna Gain and Limits

Channel	Frequency (MHz)	Directional Gain for Power (dBi)	Directional Gain for PSD (dBi)	EIRP Power Limit (dBm)	PSD Limit (dBm)
Low	6625	5.20	8.21	30.00	17.00
Mid	6705	5.20	8.21	30.00	17.00
High	6785	5.20	8.21	30.00	17.00

Output Power Results

Channel	Frequency (MHz)	Chain 0 Meas Power (dBm)	Chain 1 Meas Power (dBm)	Total Corr'd EIRP (dBm)	Power Limit EIRP (dBm)	Power Margin (dB)
Low	6625	16.55	17.17	25.08	30.00	-4.92
Mid	6705	16.79	17.26	25.24	30.00	-4.76
High	6785	16.88	17.32	25.32	30.00	-4.68

2TX CHAIN 0 + CHAIN 1 CDD OFDMA MODE: 242T+484T (NON-CONTIGUOUS) – LOW POWER INDOOR

Test Engineer:	33499/84740
Test Date:	08/21/2024

Bandwidth, Antenna Gain and Limits

Channel	Frequency (MHz)	Directional Gain for Power (dBi)	Directional Gain for PSD (dBi)	e.i.r.p. Power Limit (dBm)	PSD Limit (dBm)
Low	6625	5.20	8.21	24.00	-1.00
Mid	6705	5.20	8.21	24.00	-1.00
High	6785	5.20	8.21	24.00	-1.00

Output Power Results

Channel	Frequency (MHz)	Chain 0 Meas Power (dBm)	Chain 1 Meas Power (dBm)	Total Corr'd EIRP (dBm)	Power Limit EIRP (dBm)	Power Margin (dB)
Low	6625	2.03	1.89	10.17	24.00	-13.83
Mid	6705	1.97	2.17	10.28	24.00	-13.72
High	6785	1.95	2.14	10.26	24.00	-13.74

UL LLC
12 Laboratory Drive, Research Triangle Park, NC 27709; USA TEL:(919)549-1400
This report shall not be reproduced except in full, without the written approval of UL LLC

2TX CHAIN 0 + CHAIN 1 CDD OFDMA MODE: 996T – STANDARD POWER

Test Engineer:	33499/84740, 85502
Test Date:	08/21/2024, 09/19/2024

Bandwidth, Antenna Gain and Limits

Channel	Frequency (MHz)	Directional Gain for Power (dBi)	Directional Gain for PSD (dBi)	EIRP Power Limit (dBm)	PSD Limit (dBm)
Low	6625	5.20	8.21	30.00	17.00
Mid	6705	5.20	8.21	30.00	17.00
High	6785	5.20	8.21	30.00	17.00

Duty Cycle CF (dB)	0.09	**Included in Calculations of Corr'd PSD**	

Output Power Results

Channel	Frequency (MHz)	Chain 0 Meas Power (dBm)	Chain 1 Meas Power (dBm)	Total Corr'd EIRP (dBm)	Power Limit EIRP (dBm)	Power Margin (dB)
Low	6625	16.50	16.71	24.82	30.00	-5.18
Mid	6705	17.68	18.13	26.12	30.00	-3.88
High	6785	17.82	18.19	26.22	30.00	-3.78

PSD Results

Channel	Frequency (MHz)	Chain 0 Meas PSD (dBm)	Chain 1 Meas PSD (dBm)	Total Corr'd EIRP PSD (dBm)	PSD Limit EIRP (dBm)	PSD Margin (dB)
Low	6625	-1.50	-2.03	9.55	17.00	-7.45
Mid	6705	-1.84	-2.52	9.14	17.00	-7.86
High	6785	-2.01	-2.07	9.27	17.00	-7.73

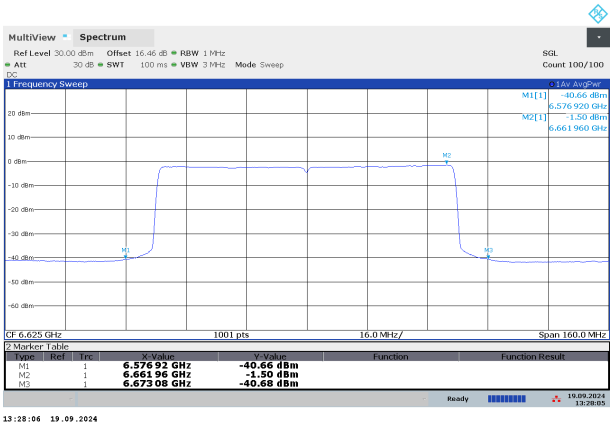

LOW CHANNEL CHAIN 0

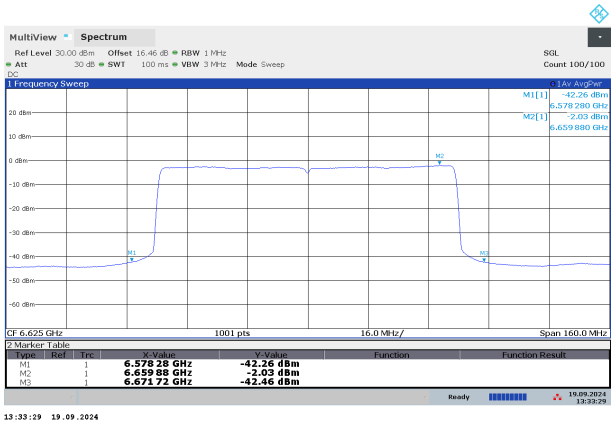

LOW CHANNEL CHAIN 1

UL LLC
12 Laboratory Drive, Research Triangle Park, NC 27709; USA TEL:(919)549-1400
This report shall not be reproduced except in full, without the written approval of UL LLC

2TX CHAIN 0 + CHAIN 1 CDD OFDMA MODE: 996T – LOW POWER INDOOR

Test Engineer:	33499/84740, 85502
Test Date:	08/21/2024, 09/19/2024

Bandwidth, Antenna Gain and Limits

Channel	Frequency (MHz)	Directional Gain for Power (dBi)	Directional Gain for PSD (dBi)	e.i.r.p. Power Limit (dBm)	PSD Limit (dBm)
Low	6625	5.20	8.21	24.00	-1.00
Mid	6705	5.20	8.21	24.00	-1.00
High	6785	5.20	8.21	24.00	-1.00

Duty Cycle CF (dB)	0.09	**Included in Calculations of Corr'd PSD**	

Output Power Results

Channel	Frequency (MHz)	Chain 0 Meas Power (dBm)	Chain 1 Meas Power (dBm)	Total Corr'd EIRP (dBm)	Power Limit EIRP (dBm)	Power Margin (dB)
Low	6625	6.05	6.23	14.35	24.00	-9.65
Mid	6705	6.01	6.34	14.39	24.00	-9.61
High	6785	6.22	6.36	14.50	24.00	-9.50

PSD Results

Channel	Frequency (MHz)	Chain 0 Meas PSD (dBm)	Chain 1 Meas PSD (dBm)	Total Corr'd EIRP PSD (dBm)	PSD Limit EIRP (dBm)	PSD Margin (dB)
Low	6625	-14.11	-14.07	-2.78	-1.00	-1.78
Mid	6705	-13.86	-14.51	-2.86	-1.00	-1.86
High	6785	-13.89	-14.01	-2.64	-1.00	-1.64

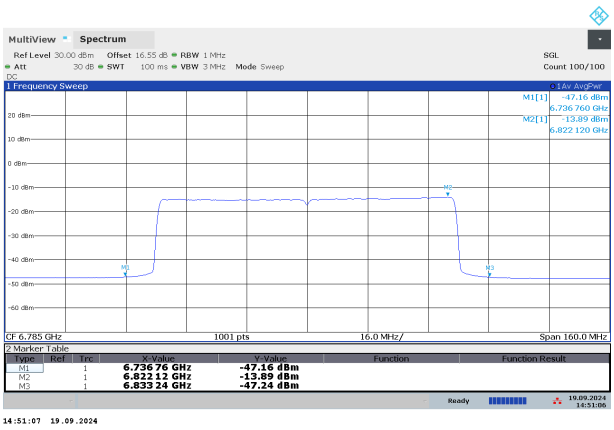

HIGH CHANNEL CHAIN 0

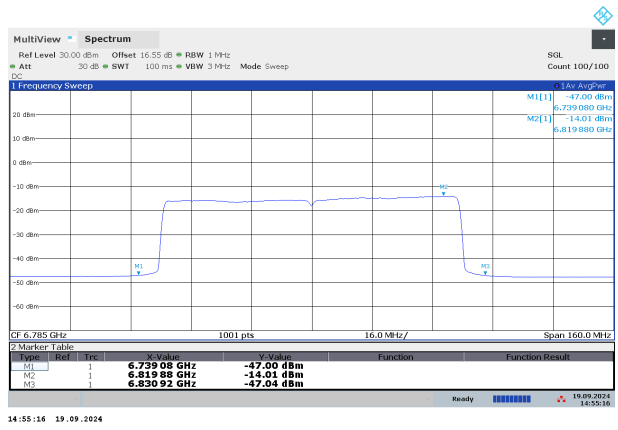

HIGH CHANNEL CHAIN 1

UL LLC
12 Laboratory Drive, Research Triangle Park, NC 27709; USA TEL:(919)549-1400
This report shall not be reproduced except in full, without the written approval of UL LLC

9.2.41. 802.11be EHT160 MODE 2TX IN THE UNII-7 BAND (LOW GAIN)

2TX CHAIN 0 + CHAIN 1 CDD OFDMA MODE: 996T+484T (CONTIGUOUS LOW) – STANDARD POWER

Test Engineer:	33499/84740
Test Date:	08/21/2024

Bandwidth, Antenna Gain and Limits

Channel	Frequency (MHz)	Directional Gain for Power (dBi)	Directional Gain for PSD (dBi)	EIRP Power Limit (dBm)	PSD Limit (dBm)
Mid	6665	5.20	8.21	30.00	17.00

Output Power Results

Channel	Frequency (MHz)	Chain 0 Meas Power (dBm)	Chain 1 Meas Power (dBm)	Total Corr'd EIRP (dBm)	Power Limit EIRP (dBm)	Power Margin (dB)
Mid	6665	16.52	16.92	24.93	30.00	-5.07

2TX CHAIN 0 + CHAIN 1 CDD OFDMA MODE: 996T+484T (CONTIGUOUS LOW) – LOW POWER INDOOR

Test Engineer:	33499/84740
Test Date:	08/21/2024

Bandwidth, Antenna Gain and Limits

Channel	Frequency (MHz)	Directional Gain for Power (dBi)	Directional Gain for PSD (dBi)	EIRP Power Limit (dBm)	PSD Limit (dBm)
Mid	6665	5.20	8.21	24.00	-1.00

Output Power Results

Channel	Frequency (MHz)	Chain 0 Meas Power (dBm)	Chain 1 Meas Power (dBm)	Total Corr'd EIRP (dBm)	Power Limit EIRP (dBm)	Power Margin (dB)
Mid	6665	6.25	6.52	14.60	24.00	-9.40

UL LLC
12 Laboratory Drive, Research Triangle Park, NC 27709; USA TEL:(919)549-1400
This report shall not be reproduced except in full, without the written approval of UL LLC

2TX CHAIN 0 + CHAIN 1 CDD OFDMA MODE: 996T+484T (CONTIGUOUS HIGH) – STANDARD POWER

Test Engineer:	33499/84740
Test Date:	08/21/2024

Bandwidth, Antenna Gain and Limits

Channel	Frequency (MHz)	Directional Gain for Power (dBi)	Directional Gain for PSD (dBi)	EIRP Power Limit (dBm)	PSD Limit (dBm)
Mid	6665	5.20	8.21	30.00	17.00

Output Power Results

Channel	Frequency (MHz)	Chain 0 Meas Power (dBm)	Chain 1 Meas Power (dBm)	Total Corr'd EIRP (dBm)	Power Limit EIRP (dBm)	Power Margin (dB)
Mid	6665	16.61	16.87	24.95	30.00	-5.05

2TX CHAIN 0 + CHAIN 1 CDD OFDMA MODE: 996T+484T (CONTIGUOUS HIGH) – LOW POWER INDOOR

Test Engineer:	33499/84740
Test Date:	08/21/2024

Bandwidth, Antenna Gain and Limits

Channel	Frequency (MHz)	Directional Gain for Power (dBi)	Directional Gain for PSD (dBi)	EIRP Power Limit (dBm)	PSD Limit (dBm)
Mid	6665	5.20	8.21	24.00	-1.00

Output Power Results

Channel	Frequency (MHz)	Chain 0 Meas Power (dBm)	Chain 1 Meas Power (dBm)	Total Corr'd EIRP (dBm)	Power Limit EIRP (dBm)	Power Margin (dB)
Mid	6665	6.08	6.48	14.49	24.00	-9.51

UL LLC
12 Laboratory Drive, Research Triangle Park, NC 27709; USA TEL:(919)549-1400
This report shall not be reproduced except in full, without the written approval of UL LLC

2TX CHAIN 0 + CHAIN 1 CDD OFDMA MODE: 996T+484T (NON-CONTIGUOUS) – STANDARD POWER

Test Engineer:	33499/84740
Test Date:	08/21/2024

Bandwidth, Antenna Gain and Limits

Channel	Frequency (MHz)	Directional Gain for Power (dBi)	Directional Gain for PSD (dBi)	EIRP Power Limit (dBm)	PSD Limit (dBm)
Mid	6665	5.20	8.21	30.00	17.00

Output Power Results

Channel	Frequency (MHz)	Chain 0 Meas Power (dBm)	Chain 1 Meas Power (dBm)	Total Corr'd EIRP (dBm)	Power Limit EIRP (dBm)	Power Margin (dB)
Mid	6665	16.48	16.88	24.89	30.00	-5.11

2TX CHAIN 0 + CHAIN 1 CDD OFDMA MODE: 996T+484T (NON-CONTIGUOUS) – LOW POWER INDOOR

Test Engineer:	33499/84740
Test Date:	08/21/2024

Bandwidth, Antenna Gain and Limits

Channel	Frequency (MHz)	Directional Gain for Power (dBi)	Directional Gain for PSD (dBi)	EIRP Power Limit (dBm)	PSD Limit (dBm)
Mid	6665	5.20	8.21	24.00	-1.00

Output Power Results

Channel	Frequency (MHz)	Chain 0 Meas Power (dBm)	Chain 1 Meas Power (dBm)	Total Corr'd EIRP (dBm)	Power Limit EIRP (dBm)	Power Margin (dB)
Mid	6665	6.24	6.52	14.59	24.00	-9.41

UL LLC
12 Laboratory Drive, Research Triangle Park, NC 27709; USA TEL:(919)549-1400
This report shall not be reproduced except in full, without the written approval of UL LLC

2TX CHAIN 0 + CHAIN 1 CDD OFDMA MODE: 484T+996T (NON-CONTIGUOUS) – STANDARD POWER

Test Engineer:	33499/84740
Test Date:	08/21/2024

Bandwidth, Antenna Gain and Limits

Channel	Frequency (MHz)	Directional Gain for Power (dBi)	Directional Gain for PSD (dBi)	EIRP Power Limit (dBm)	PSD Limit (dBm)
Mid	6665	5.20	8.21	30.00	17.00

Output Power Results

Channel	Frequency (MHz)	Chain 0 Meas Power (dBm)	Chain 1 Meas Power (dBm)	Total Corr'd EIRP (dBm)	Power Limit EIRP (dBm)	Power Margin (dB)
Mid	6665	16.50	16.89	24.91	30.00	-5.09

2TX CHAIN 0 + CHAIN 1 CDD OFDMA MODE: 484T+996T (NON-CONTIGUOUS) – LOW POWER INDOOR

Test Engineer:	33499/84740
Test Date:	08/21/2024

Bandwidth, Antenna Gain and Limits

Channel	Frequency (MHz)	Directional Gain for Power (dBi)	Directional Gain for PSD (dBi)	EIRP Power Limit (dBm)	PSD Limit (dBm)
Mid	6665	5.20	8.21	24.00	-1.00

Output Power Results

Channel	Frequency (MHz)	Chain 0 Meas Power (dBm)	Chain 1 Meas Power (dBm)	Total Corr'd EIRP (dBm)	Power Limit EIRP (dBm)	Power Margin (dB)
Mid	6665	6.18	6.45	14.53	24.00	-9.47

UL LLC
12 Laboratory Drive, Research Triangle Park, NC 27709; USA TEL:(919)549-1400
This report shall not be reproduced except in full, without the written approval of UL LLC

2TX CHAIN 0 + CHAIN 1 CDD OFDMA MODE: 242T+996T+484T (NON-CONTIGUOUS) – STANDARD POWER

Test Engineer:	33499/84740
Test Date:	08/21/2024

Bandwidth, Antenna Gain and Limits

Channel	Frequency (MHz)	Directional Gain for Power (dBi)	Directional Gain for PSD (dBi)	EIRP Power Limit (dBm)	PSD Limit (dBm)
Mid	6665	5.20	8.21	30.00	17.00

Output Power Results

Channel	Frequency (MHz)	Chain 0 Meas Power (dBm)	Chain 1 Meas Power (dBm)	Total Corr'd EIRP (dBm)	Power Limit EIRP (dBm)	Power Margin (dB)
Mid	6665	16.12	16.44	24.49	30.00	-5.51

2TX CHAIN 0 + CHAIN 1 CDD OFDMA MODE: 242T+996T+484T (NON-CONTIGUOUS) – LOW POWER INDOOR

Test Engineer:	33499/84740
Test Date:	08/21/2024

Bandwidth, Antenna Gain and Limits

Channel	Frequency (MHz)	Directional Gain for Power (dBi)	Directional Gain for PSD (dBi)	EIRP Power Limit (dBm)	PSD Limit (dBm)
Mid	6665	5.20	8.21	24.00	-1.00

Output Power Results

Channel	Frequency (MHz)	Chain 0 Meas Power (dBm)	Chain 1 Meas Power (dBm)	Total Corr'd EIRP (dBm)	Power Limit EIRP (dBm)	Power Margin (dB)
Mid	6665	5.14	5.45	13.51	24.00	-10.49

UL LLC
12 Laboratory Drive, Research Triangle Park, NC 27709; USA TEL:(919)549-1400
This report shall not be reproduced except in full, without the written approval of UL LLC

2TX CHAIN 0 + CHAIN 1 CDD OFDMA MODE: 484T+242T+996T (NON-CONTIGUOUS) – STANDARD POWER

Test Engineer:	33499/84740
Test Date:	08/21/2024

Bandwidth, Antenna Gain and Limits

Channel	Frequency (MHz)	Directional Gain for Power (dBi)	Directional Gain for PSD (dBi)	EIRP Power Limit (dBm)	PSD Limit (dBm)
Mid	6665	5.20	8.21	30.00	17.00

Output Power Results

Channel	Frequency (MHz)	Chain 0 Meas Power (dBm)	Chain 1 Meas Power (dBm)	Total Corr'd EIRP (dBm)	Power Limit EIRP (dBm)	Power Margin (dB)
Mid	6665	16.06	16.37	24.43	30.00	-5.57

2TX CHAIN 0 + CHAIN 1 CDD OFDMA MODE: 484T+242T+996T (NON-CONTIGUOUS) – LOW POWER INDOOR

Test Engineer:	33499/84740
Test Date:	08/21/2024

Bandwidth, Antenna Gain and Limits

Channel	Frequency (MHz)	Directional Gain for Power (dBi)	Directional Gain for PSD (dBi)	EIRP Power Limit (dBm)	PSD Limit (dBm)
Mid	6665	5.20	8.21	24.00	-1.00

Output Power Results

Channel	Frequency (MHz)	Chain 0 Meas Power (dBm)	Chain 1 Meas Power (dBm)	Total Corr'd EIRP (dBm)	Power Limit EIRP (dBm)	Power Margin (dB)
Mid	6665	5.11	5.42	13.48	24.00	-10.52

UL LLC
12 Laboratory Drive, Research Triangle Park, NC 27709; USA TEL:(919)549-1400
This report shall not be reproduced except in full, without the written approval of UL LLC

2TX CHAIN 0 + CHAIN 1 CDD OFDMA MODE: 484T+242T+996T (NON-CONTIGUOUS 2) – STANDARD POWER

Test Engineer:	33499/84740
Test Date:	08/21/2024

Bandwidth, Antenna Gain and Limits

Channel	Frequency (MHz)	Directional Gain for Power (dBi)	Directional Gain for PSD (dBi)	EIRP Power Limit (dBm)	PSD Limit (dBm)
Mid	6665	5.20	8.21	30.00	17.00

Output Power Results

Channel	Frequency (MHz)	Chain 0 Meas Power (dBm)	Chain 1 Meas Power (dBm)	Total Corr'd EIRP (dBm)	Power Limit EIRP (dBm)	Power Margin (dB)
Mid	6665	16.01	16.44	24.44	30.00	-5.56

2TX CHAIN 0 + CHAIN 1 CDD OFDMA MODE: 484T+242T+996T (NON-CONTIGUOUS 2) – LOW POWER INDOOR

Test Engineer:	33499/84740
Test Date:	08/21/2024

Bandwidth, Antenna Gain and Limits

Channel	Frequency (MHz)	Directional Gain for Power (dBi)	Directional Gain for PSD (dBi)	EIRP Power Limit (dBm)	PSD Limit (dBm)
Mid	6665	5.20	8.21	24.00	-1.00

Output Power Results

Channel	Frequency (MHz)	Chain 0 Meas Power (dBm)	Chain 1 Meas Power (dBm)	Total Corr'd EIRP (dBm)	Power Limit EIRP (dBm)	Power Margin (dB)
Mid	6665	5.16	5.43	13.51	24.00	-10.49

UL LLC
12 Laboratory Drive, Research Triangle Park, NC 27709; USA TEL:(919)549-1400
This report shall not be reproduced except in full, without the written approval of UL LLC

2TX CHAIN 0 + CHAIN 1 CDD OFDMA MODE: 996T+484T+242T (CONTIGUOUS LOW) – STANDARD POWER

Test Engineer:	33499/84740
Test Date:	08/21/2024

Bandwidth, Antenna Gain and Limits

Channel	Frequency (MHz)	Directional Gain for Power (dBi)	Directional Gain for PSD (dBi)	EIRP Power Limit (dBm)	PSD Limit (dBm)
Mid	6665	5.20	8.21	30.00	17.00

Output Power Results

Channel	Frequency (MHz)	Chain 0 Meas Power (dBm)	Chain 1 Meas Power (dBm)	Total Corr'd EIRP (dBm)	Power Limit EIRP (dBm)	Power Margin (dB)
Mid	6665	16.09	16.39	24.45	30.00	-5.55

2TX CHAIN 0 + CHAIN 1 CDD OFDMA MODE: 996T+484T+242T (CONTIGUOUS LOW) – LOW POWER INDOOR

Test Engineer:	33499/84740
Test Date:	08/21/2024

Bandwidth, Antenna Gain and Limits

Channel	Frequency (MHz)	Directional Gain for Power (dBi)	Directional Gain for PSD (dBi)	EIRP Power Limit (dBm)	PSD Limit (dBm)
Mid	6665	5.20	8.21	24.00	-1.00

Output Power Results

Channel	Frequency (MHz)	Chain 0 Meas Power (dBm)	Chain 1 Meas Power (dBm)	Total Corr'd EIRP (dBm)	Power Limit EIRP (dBm)	Power Margin (dB)
Mid	6665	5.20	5.45	13.54	24.00	-10.46

UL LLC
12 Laboratory Drive, Research Triangle Park, NC 27709; USA TEL:(919)549-1400
This report shall not be reproduced except in full, without the written approval of UL LLC

2TX CHAIN 0 + CHAIN 1 CDD OFDMA MODE: 996T+484T+242T (CONTIGUOUS HIGH) – STANDARD POWER

Test Engineer:	33499/84740
Test Date:	08/21/2024

Bandwidth, Antenna Gain and Limits

Channel	Frequency (MHz)	Directional Gain for Power (dBi)	Directional Gain for PSD (dBi)	EIRP Power Limit (dBm)	PSD Limit (dBm)
Mid	6665	5.20	8.21	30.00	17.00

Output Power Results

Channel	Frequency (MHz)	Chain 0 Meas Power (dBm)	Chain 1 Meas Power (dBm)	Total Corr'd EIRP (dBm)	Power Limit EIRP (dBm)	Power Margin (dB)
Mid	6665	16.14	16.52	24.54	30.00	-5.46

2TX CHAIN 0 + CHAIN 1 CDD OFDMA MODE: 996T+484T+242T (CONTIGUOUS HIGH) – LOW POWER INDOOR

Test Engineer:	33499/84740
Test Date:	08/21/2024

Bandwidth, Antenna Gain and Limits

Channel	Frequency (MHz)	Directional Gain for Power (dBi)	Directional Gain for PSD (dBi)	EIRP Power Limit (dBm)	PSD Limit (dBm)
Mid	6665	5.20	8.21	24.00	-1.00

Output Power Results

Channel	Frequency (MHz)	Chain 0 Meas Power (dBm)	Chain 1 Meas Power (dBm)	Total Corr'd EIRP (dBm)	Power Limit EIRP (dBm)	Power Margin (dB)
Mid	6665	5.14	5.54	13.55	24.00	-10.45

UL LLC
12 Laboratory Drive, Research Triangle Park, NC 27709; USA TEL:(919)549-1400
This report shall not be reproduced except in full, without the written approval of UL LLC

2TX CHAIN 0 + CHAIN 1 CDD OFDMA MODE: 996T+484T+242T (NON-CONTIGUOUS) – STANDARD POWER

Test Engineer:	33499/84740
Test Date:	08/21/2024

Bandwidth, Antenna Gain and Limits

Channel	Frequency (MHz)	Directional Gain for Power (dBi)	Directional Gain for PSD (dBi)	EIRP Power Limit (dBm)	PSD Limit (dBm)
Mid	6665	5.20	8.21	30.00	17.00

Output Power Results

Channel	Frequency (MHz)	Chain 0 Meas Power (dBm)	Chain 1 Meas Power (dBm)	Total Corr'd EIRP (dBm)	Power Limit EIRP (dBm)	Power Margin (dB)
Mid	6665	16.10	16.47	24.50	30.00	-5.50

2TX CHAIN 0 + CHAIN 1 CDD OFDMA MODE: 996T+484T+242T (NON-CONTIGUOUS) – LOW POWER INDOOR

Test Engineer:	33499/84740
Test Date:	08/21/2024

Bandwidth, Antenna Gain and Limits

Channel	Frequency (MHz)	Directional Gain for Power (dBi)	Directional Gain for PSD (dBi)	EIRP Power Limit (dBm)	PSD Limit (dBm)
Mid	6665	5.20	8.21	24.00	-1.00

Output Power Results

Channel	Frequency (MHz)	Chain 0 Meas Power (dBm)	Chain 1 Meas Power (dBm)	Total Corr'd EIRP (dBm)	Power Limit EIRP (dBm)	Power Margin (dB)
Mid	6665	5.19	5.55	13.58	24.00	-10.42

UL LLC
12 Laboratory Drive, Research Triangle Park, NC 27709; USA TEL:(919)549-1400
This report shall not be reproduced except in full, without the written approval of UL LLC

2TX CHAIN 0 + CHAIN 1 CDD OFDMA MODE: 996T+242T+484T (NON-CONTIGUOUS) – STANDARD POWER

Test Engineer:	33499/84740
Test Date:	08/21/2024

Bandwidth, Antenna Gain and Limits

Channel	Frequency (MHz)	Directional Gain for Power (dBi)	Directional Gain for PSD (dBi)	EIRP Power Limit (dBm)	PSD Limit (dBm)
Mid	6665	5.20	8.21	30.00	17.00

Output Power Results

Channel	Frequency (MHz)	Chain 0 Meas Power (dBm)	Chain 1 Meas Power (dBm)	Total Corr'd EIRP (dBm)	Power Limit EIRP (dBm)	Power Margin (dB)
Mid	6665	16.05	16.43	24.45	30.00	-5.55

2TX CHAIN 0 + CHAIN 1 CDD OFDMA MODE: 996T+242T+484T (NON-CONTIGUOUS) – LOW POWER INDOOR

Test Engineer:	33499/84740
Test Date:	08/21/2024

Bandwidth, Antenna Gain and Limits

Channel	Frequency (MHz)	Directional Gain for Power (dBi)	Directional Gain for PSD (dBi)	EIRP Power Limit (dBm)	PSD Limit (dBm)
Mid	6665	5.20	8.21	24.00	-1.00

Output Power Results

Channel	Frequency (MHz)	Chain 0 Meas Power (dBm)	Chain 1 Meas Power (dBm)	Total Corr'd EIRP (dBm)	Power Limit EIRP (dBm)	Power Margin (dB)
Mid	6665	5.12	5.58	13.57	24.00	-10.43

UL LLC
12 Laboratory Drive, Research Triangle Park, NC 27709; USA TEL:(919)549-1400
This report shall not be reproduced except in full, without the written approval of UL LLC

2TX CHAIN 0 + CHAIN 1 CDD OFDMA MODE: 996T+242T+484T (NON-CONTIGUOUS 2) – STANDARD POWER

Test Engineer:	33499/84740
Test Date:	08/21/2024

Bandwidth, Antenna Gain and Limits

Channel	Frequency (MHz)	Directional Gain for Power (dBi)	Directional Gain for PSD (dBi)	EIRP Power Limit (dBm)	PSD Limit (dBm)
Mid	6665	5.20	8.21	30.00	17.00

Output Power Results

Channel	Frequency (MHz)	Chain 0 Meas Power (dBm)	Chain 1 Meas Power (dBm)	Total Corr'd EIRP (dBm)	Power Limit EIRP (dBm)	Power Margin (dB)
Mid	6665	16.01	16.39	24.41	30.00	-5.59

2TX CHAIN 0 + CHAIN 1 CDD OFDMA MODE: 996T+242T+484T (NON-CONTIGUOUS 2) – LOW POWER INDOOR

Test Engineer:	33499/84740
Test Date:	08/21/2024

Bandwidth, Antenna Gain and Limits

Channel	Frequency (MHz)	Directional Gain for Power (dBi)	Directional Gain for PSD (dBi)	EIRP Power Limit (dBm)	PSD Limit (dBm)
Mid	6665	5.20	8.21	24.00	-1.00

Output Power Results

Channel	Frequency (MHz)	Chain 0 Meas Power (dBm)	Chain 1 Meas Power (dBm)	Total Corr'd EIRP (dBm)	Power Limit EIRP (dBm)	Power Margin (dB)
Mid	6665	5.16	5.53	13.56	24.00	-10.44

UL LLC
12 Laboratory Drive, Research Triangle Park, NC 27709; USA TEL:(919)549-1400
This report shall not be reproduced except in full, without the written approval of UL LLC

2TX CHAIN 0 + CHAIN 1 CDD OFDMA MODE: 2x996T – STANDARD POWER

Test Engineer:	33499/84740
Test Date:	08/21/2024

Bandwidth, Antenna Gain and Limits

Channel	Frequency (MHz)	Directional Gain for Power (dBi)	Directional Gain for PSD (dBi)	EIRP Power Limit (dBm)	PSD Limit (dBm)
Mid	6665	5.20	8.21	30.00	17.00

Duty Cycle CF (dB)		**Included in Calculations of Corr'd PSD**	

Output Power Results

Channel	Frequency (MHz)	Chain 0 Meas Power (dBm)	Chain 1 Meas Power (dBm)	Total Corr'd EIRP (dBm)	Power Limit EIRP (dBm)	Power Margin (dB)
Mid	6665	17.69	18.34	26.24	30.00	-3.76

UL LLC
12 Laboratory Drive, Research Triangle Park, NC 27709; USA TEL:(919)549-1400
This report shall not be reproduced except in full, without the written approval of UL LLC

2TX CHAIN 0 + CHAIN 1 CDD OFDMA MODE: 2x996T – LOW POWER INDOOR

Test Engineer:	33499/84740, 85502
Test Date:	08/21/2024, 09/19/2024

Bandwidth, Antenna Gain and Limits

Channel	Frequency (MHz)	Directional Gain for Power (dBi)	Directional Gain for PSD (dBi)	EIRP Power Limit (dBm)	PSD Limit (dBm)
Mid	6665	5.20	8.21	24.00	-1.00

Duty Cycle CF (dB)	0.00	**Included in Calculations of Corr'd PSD**	

Output Power Results

Channel	Frequency (MHz)	Chain 0 Meas Power (dBm)	Chain 1 Meas Power (dBm)	Total Corr'd EIRP (dBm)	Power Limit EIRP (dBm)	Power Margin (dB)
Mid	6665	8.47	8.65	16.77	24.00	-7.23

PSD Results

Channel	Frequency (MHz)	Chain 0 Meas PSD (dBm)	Chain 1 Meas PSD (dBm)	Total Corr'd EIRP PSD (dBm)	PSD Limit EIRP (dBm)	PSD Margin (dB)
Mid	6665	-14.33	-14.70	-3.29	-1.00	-2.29

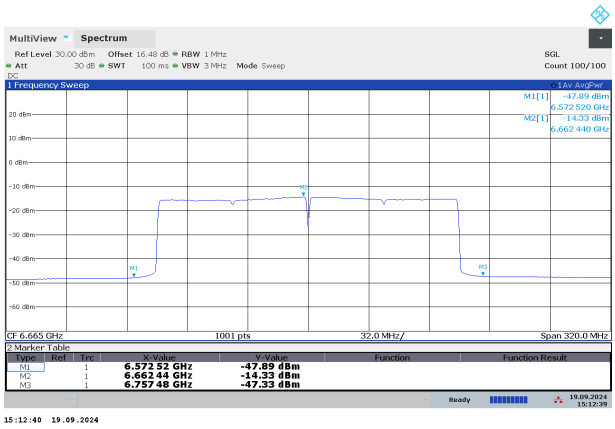

MID CHANNEL CHAIN 0

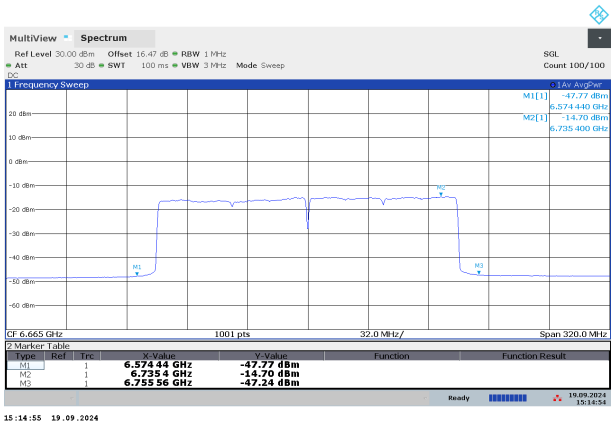

MID CHANNEL CHAIN 1

UL LLC
12 Laboratory Drive, Research Triangle Park, NC 27709; USA TEL:(919)549-1400
This report shall not be reproduced except in full, without the written approval of UL LLC

9.2.42. 802.11a MODE 2TX IN THE UNII-7 BAND (MID GAIN)

2TX CHAIN 0 + CHAIN 1 CDD OFDMA MODE – STANDARD POWER

Test Engineer:	105900/84740, 28076
Test Date:	10/01/2024

Channel	Frequency (MHz)	Directional Gain for Power (dBi)	Directional Gain for PSD (dBi)	e.i.r.p. Power Limit (dBm)	PSD Limit (dBm)
Low	6535	7.30	10.31	30.00	17.00
Mid	6715	7.30	10.31	30.00	17.00
High	6855	7.30	10.31	30.00	17.00

Duty Cycle CF (dB)	0.00	**Included in Calculations of Corr'd PSD**	

Output Power Results

Channel	Frequency (MHz)	Chain 0 Meas Power (dBm)	Chain 1 Meas Power (dBm)	Total Corr'd EIRP (dBm)	Power Limit EIRP (dBm)	Power Margin (dB)
Low	6535	15.72	15.26	25.81	30.00	-4.19
Mid	6715	16.00	15.21	25.93	30.00	-4.07
High	6855	13.76	13.09	23.75	30.00	-6.25

PSD Results

Channel	Frequency (MHz)	Chain 0 Meas PSD (dBm)	Chain 1 Meas PSD (dBm)	Total Corr'd EIRP PSD (dBm)	PSD Limit EIRP (dBm)	PSD Margin (dB)
Low	6535	3.14	2.77	16.28	17.00	-0.72
Mid	7015	2.91	2.63	16.09	17.00	-0.91
High	6855	2.79	2.39	15.91	17.00	-1.09

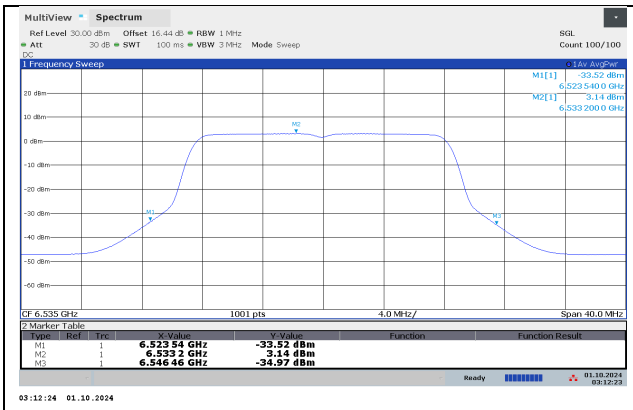

LOW CHANNEL CHAIN 0

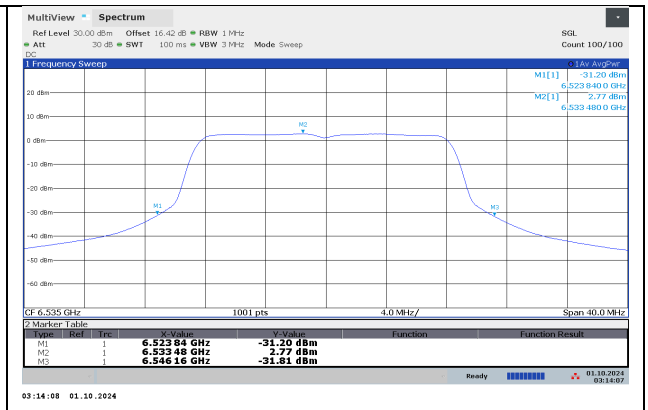

LOW CHANNEL CHAIN 1

UL LLC
12 Laboratory Drive, Research Triangle Park, NC 27709; USA TEL:(919)549-1400
This report shall not be reproduced except in full, without the written approval of UL LLC

2TX CHAIN 0 + CHAIN 1 CDD OFDMA MODE – LOW POWER INDOOR

Test Engineer:	33499/84740, 28076
Test Date:	10/01/2024, 10/01/2024

Bandwidth, Antenna Gain and Limits

Channel	Frequency (MHz)	Directional Gain for Power (dBi)	Directional Gain for PSD (dBi)	e.i.r.p. Power Limit (dBm)	PSD Limit (dBm)
Low	6535	7.30	10.31	24.00	-1.00
Mid	6715	7.30	10.31	24.00	-1.00
High	6855	7.30	10.31	24.00	-1.00
Duty Cycle CF (dB)	0.00	**Included in Calculations of Corr'd PSD**			

Output Power Results

Channel	Frequency (MHz)	Chain 0 Meas Power (dBm)	Chain 1 Meas Power (dBm)	Total Corr'd EIRP (dBm)	Power Limit EIRP (dBm)	Power Margin (dB)
Low	6535	-1.89	-2.42	8.16	24.00	-15.84
Mid	6715	-2.62	-2.52	7.74	24.00	-16.26
High	6855	-2.28	-2.77	7.79	24.00	-16.21

PSD Results

Channel	Frequency (MHz)	Chain 0 Meas PSD (dBm)	Chain 1 Meas PSD (dBm)	Total Corr'd EIRP PSD (dBm)	PSD Limit EIRP (dBm)	PSD Margin (dB)
Low	6535	-16.09	-16.55	-2.99	-1.00	-1.99
Mid	6715	-16.64	-17.14	-3.56	-1.00	-2.56
High	6855	-16.75	-17.31	-3.70	-1.00	-2.70

LOW CHANNEL CHAIN 0

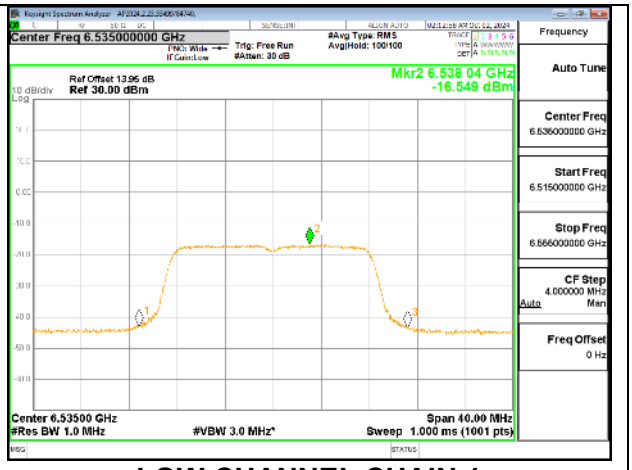

LOW CHANNEL CHAIN 1

UL LLC
12 Laboratory Drive, Research Triangle Park, NC 27709; USA TEL:(919)549-1400
This report shall not be reproduced except in full, without the written approval of UL LLC

9.2.43. 802.11be EHT20 MODE 2TX IN THE UNII-7 BAND (MID GAIN)

2TX CHAIN 0 + CHAIN 1 CDD OFDMA MODE: 26T – STANDARD POWER

Test Engineer:	107116/85502, 28076
Test Date:	10/01/2024

Bandwidth, Antenna Gain and Limits

Channel	Frequency (MHz)	Directional Gain for Power (dBi)	Directional Gain for PSD (dBi)	e.i.r.p. Power Limit (dBm)	PSD Limit (dBm)
Low	6535	7.30	10.31	30.00	17.00
Mid	6715	7.30	10.31	30.00	17.00
High	6855	7.30	10.31	30.00	17.00

Duty Cycle CF (dB)	0.00	**Included in Calculations of Corr'd PSD**	

Output Power Results

Channel	Frequency (MHz)	Chain 0 Meas Power (dBm)	Chain 1 Meas Power (dBm)	Total Corr'd EIRP (dBm)	Power Limit EIRP (dBm)	Power Margin (dB)
Low	6535	7.63	7.10	17.68	30.00	-12.32
Mid	6715	7.61	7.07	17.66	30.00	-12.34
High	6855	5.39	4.92	15.47	30.00	-14.53

PSD Results

Channel	Frequency (MHz)	Chain 0 Meas PSD (dBm)	Chain 1 Meas PSD (dBm)	Total Corr'd EIRP PSD (dBm)	PSD Limit EIRP (dBm)	PSD Margin (dB)
Low	6535	1.51	0.96	14.56	17.00	-2.44
Mid	6715	0.61	-0.10	13.59	17.00	-3.41
High	6855	0.96	0.54	14.08	17.00	-2.92

LOW CHANNEL CHAIN 0

LOW CHANNEL CHAIN 1

UL LLC
12 Laboratory Drive, Research Triangle Park, NC 27709; USA TEL:(919)549-1400
This report shall not be reproduced except in full, without the written approval of UL LLC

2TX CHAIN 0 + CHAIN 1 CDD OFDMA MODE: 26T – LOW POWER INDOOR

Test Engineer:	33499/84740, 28076
Test Date:	10/01/2024, 10/02/2024

Bandwidth, Antenna Gain and Limits

Channel	Frequency (MHz)	Directional Gain for Power (dBi)	Directional Gain for PSD (dBi)	e.i.r.p. Power Limit (dBm)	PSD Limit (dBm)
Low	6535	7.30	10.31	24.00	-1.00
Mid	6715	7.30	10.31	24.00	-1.00
High	6855	7.30	10.31	24.00	-1.00

Duty Cycle CF (dB)	0.00	**Included in Calculations of Corr'd PSD**	

Output Power Results

Channel	Frequency (MHz)	Chain 0 Meas Power (dBm)	Chain 1 Meas Power (dBm)	Total Corr'd EIRP (dBm)	Power Limit EIRP (dBm)	Power Margin (dB)
Low	6535	-9.70	-10.08	0.42	24.00	-23.58
Mid	6715	-10.74	-10.10	-0.10	24.00	-24.10
High	6855	-10.20	-10.46	-0.02	24.00	-24.02

PSD Results

Channel	Frequency (MHz)	Chain 0 Meas PSD (dBm)	Chain 1 Meas PSD (dBm)	Total Corr'd EIRP PSD (dBm)	PSD Limit EIRP (dBm)	PSD Margin (dB)
Low	6535	-15.18	-15.71	-2.12	-1.00	-1.12
Mid	6715	-17.06	-17.51	-3.96	-1.00	-2.96
High	6855	-15.83	-16.29	-2.73	-1.00	-1.73

LOW CHANNEL CHAIN 0

LOW CHANNEL CHAIN 1

UL LLC
12 Laboratory Drive, Research Triangle Park, NC 27709; USA TEL:(919)549-1400
This report shall not be reproduced except in full, without the written approval of UL LLC

2TX CHAIN 0 + CHAIN 1 CDD OFDMA MODE: 52T – STANDARD POWER

Test Engineer:	107116/85502, 28076
Test Date:	10/01/2024

Bandwidth, Antenna Gain and Limits

Channel	Frequency (MHz)	Directional Gain for Power (dBi)	Directional Gain for PSD (dBi)	e.i.r.p. Power Limit (dBm)	PSD Limit (dBm)
Low	6535	7.30	10.31	30.00	17.00
Mid	6715	7.30	10.31	30.00	17.00
High	6855	7.30	10.31	30.00	17.00

Duty Cycle CF (dB)	0.00	**Included in Calculations of Corr'd PSD**	

Output Power Results

Channel	Frequency (MHz)	Chain 0 Meas Power (dBm)	Chain 1 Meas Power (dBm)	Total Corr'd EIRP (dBm)	Power Limit EIRP (dBm)	Power Margin (dB)
Low	6535	10.69	10.17	20.75	30.00	-9.25
Mid	6715	10.92	10.54	21.04	30.00	-8.96
High	6855	8.81	7.93	18.70	30.00	-11.30

PSD Results

Channel	Frequency (MHz)	Chain 0 Meas PSD (dBm)	Chain 1 Meas PSD (dBm)	Total Corr'd EIRP PSD (dBm)	PSD Limit EIRP (dBm)	PSD Margin (dB)
Low	6535	1.88	1.49	15.01	17.00	-1.99
Mid	6715	1.92	1.15	14.88	17.00	-2.12
High	6855	1.50	0.69	14.43	17.00	-2.57

LOW CHANNEL CHAIN 0

LOW CHANNEL CHAIN 1

UL LLC
12 Laboratory Drive, Research Triangle Park, NC 27709; USA TEL:(919)549-1400
This report shall not be reproduced except in full, without the written approval of UL LLC

2TX CHAIN 0 + CHAIN 1 CDD OFDMA MODE: 52T – LOW POWER INDOOR

Test Engineer:	33499/84740, 28076
Test Date:	10/01/2024, 10/02/2024

Bandwidth, Antenna Gain and Limits

Channel	Frequency (MHz)	Directional Gain for Power (dBi)	Directional Gain for PSD (dBi)	e.i.r.p. Power Limit (dBm)	PSD Limit (dBm)
Low	6535	7.30	10.31	24.00	-1.00
Mid	6715	7.30	10.31	24.00	-1.00
High	6855	7.30	10.31	24.00	-1.00

Duty Cycle CF (dB)	0.00	**Included in Calculations of Corr'd PSD**	

Output Power Results

Channel	Frequency (MHz)	Chain 0 Meas Power (dBm)	Chain 1 Meas Power (dBm)	Total Corr'd EIRP (dBm)	Power Limit EIRP (dBm)	Power Margin (dB)
Low	6535	-6.59	-7.19	3.43	24.00	-20.57
Mid	6715	-7.55	-6.81	3.15	24.00	-20.85
High	6855	-7.13	-7.59	2.96	24.00	-21.04

PSD Results

Channel	Frequency (MHz)	Chain 0 Meas PSD (dBm)	Chain 1 Meas PSD (dBm)	Total Corr'd EIRP PSD (dBm)	PSD Limit EIRP (dBm)	PSD Margin (dB)
Low	6535	-15.12	-15.49	-1.98	-1.00	-0.98
Mid	6715	-15.59	-15.89	-2.42	-1.00	-1.42
High	6855	-15.44	-16.00	-2.39	-1.00	-1.39

LOW CHANNEL CHAIN 0

LOW CHANNEL CHAIN 1

UL LLC
12 Laboratory Drive, Research Triangle Park, NC 27709; USA TEL:(919)549-1400
This report shall not be reproduced except in full, without the written approval of UL LLC

2TX CHAIN 0 + CHAIN 1 CDD OFDMA MODE: 52T+26T – STANDARD POWER

Test Engineer:	28076
Test Date:	10/01/2024

Channel	Frequency (MHz)	Directional Gain for Power (dBi)	Directional Gain for PSD (dBi)	e.i.r.p. Power Limit (dBm)	PSD Limit (dBm)
Low	6535	7.30	10.31	30.00	17.00
Mid	6715	7.30	10.31	30.00	17.00
High	6855	7.30	10.31	30.00	17.00

Duty Cycle CF (dB)		**Included in Calculations of Corr'd PSD**	

Output Power Results

Channel	Frequency (MHz)	Chain 0 Meas Power (dBm)	Chain 1 Meas Power (dBm)	Total Corr'd EIRP (dBm)	Power Limit EIRP (dBm)	Power Margin (dB)
Low	6535	11.01	10.50	21.07	30.00	-8.93
Mid	6715	10.98	10.53	21.07	30.00	-8.93
High	6855	8.98	8.12	18.88	30.00	-11.12

2TX CHAIN 0 + CHAIN 1 CDD OFDMA MODE: 52T+26T – LOW POWER INDOOR

Test Engineer:	28076
Test Date:	10/01/2024

Bandwidth, Antenna Gain and Limits

Channel	Frequency (MHz)	Directional Gain for Power (dBi)	Directional Gain for PSD (dBi)	e.i.r.p. Power Limit (dBm)	PSD Limit (dBm)
Low	6535	7.30	10.31	24.00	-1.00
Mid	6715	7.30	10.31	24.00	-1.00
High	6855	7.30	10.31	24.00	-1.00

Duty Cycle CF (dB)		**Included in Calculations of Corr'd PSD**	

Output Power Results

Channel	Frequency (MHz)	Chain 0 Meas Power (dBm)	Chain 1 Meas Power (dBm)	Total Corr'd EIRP (dBm)	Power Limit EIRP (dBm)	Power Margin (dB)
Low	6535	-6.77	-7.24	3.31	24.00	-20.69
Mid	6715	-7.39	-6.78	3.24	24.00	-20.76
High	6855	-7.34	-7.71	2.79	24.00	-21.21

UL LLC
12 Laboratory Drive, Research Triangle Park, NC 27709; USA TEL:(919)549-1400
This report shall not be reproduced except in full, without the written approval of UL LLC

2TX CHAIN 0 + CHAIN 1 CDD OFDMA MODE: 106T – STANDARD POWER

Test Engineer:	107116/85502, 28076
Test Date:	10/01/2024

Bandwidth, Antenna Gain and Limits

Channel	Frequency (MHz)	Directional Gain for Power (dBi)	Directional Gain for PSD (dBi)	e.i.r.p. Power Limit (dBm)	PSD Limit (dBm)
Low	6535	7.30	10.31	30.00	17.00
Mid	6715	7.30	10.31	30.00	17.00
High	6855	7.30	10.31	30.00	17.00

Duty Cycle CF (dB)	0.00	**Included in Calculations of Corr'd PSD**	

Output Power Results

Channel	Frequency (MHz)	Chain 0 Meas Power (dBm)	Chain 1 Meas Power (dBm)	Total Corr'd EIRP (dBm)	Power Limit EIRP (dBm)	Power Margin (dB)
Low	6535	13.91	13.38	23.96	30.00	-6.04
Mid	6715	13.90	13.44	23.99	30.00	-6.01
High	6855	11.54	10.63	21.42	30.00	-8.58

PSD Results

Channel	Frequency (MHz)	Chain 0 Meas PSD (dBm)	Chain 1 Meas PSD (dBm)	Total Corr'd EIRP PSD (dBm)	PSD Limit EIRP (dBm)	PSD Margin (dB)
Low	6535	2.21	1.85	15.35	17.00	-1.65
Mid	6715	1.84	1.27	14.89	17.00	-2.11
High	6855	1.51	0.89	14.53	17.00	-2.47

LOW CHANNEL CHAIN 0

LOW CHANNEL CHAIN 1

UL LLC
12 Laboratory Drive, Research Triangle Park, NC 27709; USA TEL:(919)549-1400
This report shall not be reproduced except in full, without the written approval of UL LLC

2TX CHAIN 0 + CHAIN 1 CDD OFDMA MODE: 106T – LOW POWER INDOOR

Test Engineer:	28076, 33499/84740
Test Date:	10/01/2024, 10/02/2024

Bandwidth, Antenna Gain and Limits

Channel	Frequency (MHz)	Directional Gain for Power (dBi)	Directional Gain for PSD (dBi)	e.i.r.p. Power Limit (dBm)	PSD Limit (dBm)
Low	6535	7.30	10.31	24.00	-1.00
Mid	6715	7.30	10.31	24.00	-1.00
High	6855	7.30	10.31	24.00	-1.00

Duty Cycle CF (dB)		**Included in Calculations of Corr'd PSD**	

Output Power Results

Channel	Frequency (MHz)	Chain 0 Meas Power (dBm)	Chain 1 Meas Power (dBm)	Total Corr'd EIRP (dBm)	Power Limit EIRP (dBm)	Power Margin (dB)
Low	6535	-4.30	-4.70	5.81	24.00	-18.19
Mid	6715	-4.97	-4.21	5.74	24.00	-18.26
High	6855	-4.49	-5.04	5.55	24.00	-18.45

PSD Results

Channel	Frequency (MHz)	Chain 0 Meas PSD (dBm)	Chain 1 Meas PSD (dBm)	Total Corr'd EIRP PSD (dBm)	PSD Limit EIRP (dBm)	PSD Margin (dB)
Low	6535	-15.56	-15.75	-2.33	-1.00	-1.33
Mid	6715	-16.04	-16.15	-2.77	-1.00	-1.77
High	6855	-16.10	-16.76	-3.10	-1.00	-2.10

LOW CHANNEL CHAIN 0

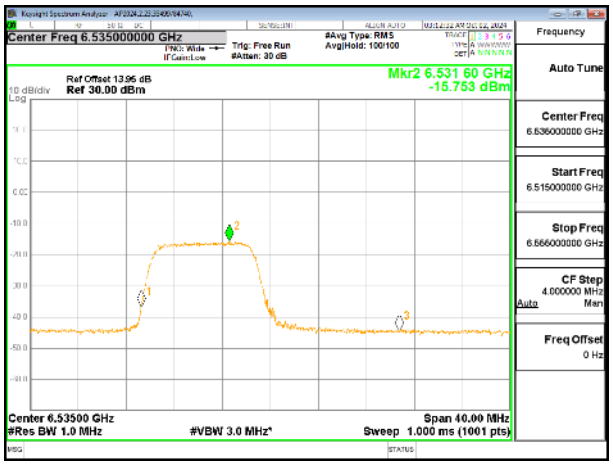

LOW CHANNEL CHAIN 1

UL LLC
12 Laboratory Drive, Research Triangle Park, NC 27709; USA TEL:(919)549-1400
This report shall not be reproduced except in full, without the written approval of UL LLC

2TX CHAIN 0 + CHAIN 1 CDD OFDMA MODE: 106T+26T – STANDARD POWER

Test Engineer:	28076
Test Date:	10/01/2024

Channel	Frequency (MHz)	Directional Gain for Power (dBi)	Directional Gain for PSD (dBi)	e.i.r.p. Power Limit (dBm)	PSD Limit (dBm)
Low	6535	7.30	10.31	30.00	17.00
Mid	6715	7.30	10.31	30.00	17.00
High	6855	7.30	10.31	30.00	17.00

Duty Cycle CF (dB)		**Included in Calculations of Corr'd PSD**	

Output Power Results

Channel	Frequency (MHz)	Chain 0 Meas Power (dBm)	Chain 1 Meas Power (dBm)	Total Corr'd EIRP (dBm)	Power Limit EIRP (dBm)	Power Margin (dB)
Low	6535	13.96	13.49	24.04	30.00	-5.96
Mid	6715	13.95	13.43	24.01	30.00	-5.99
High	6855	11.36	10.42	21.23	30.00	-8.77

2TX CHAIN 0 + CHAIN 1 CDD OFDMA MODE: 106T+26T – LOW POWER INDOOR

Test Engineer:	28076
Test Date:	10/01/2024

Bandwidth, Antenna Gain and Limits

Channel	Frequency (MHz)	Directional Gain for Power (dBi)	Directional Gain for PSD (dBi)	e.i.r.p. Power Limit (dBm)	PSD Limit (dBm)
Low	6535	7.30	10.31	24.00	-1.00
Mid	6715	7.30	10.31	24.00	-1.00
High	6855	7.30	10.31	24.00	-1.00

Duty Cycle CF (dB)		**Included in Calculations of Corr'd PSD**	

Output Power Results

Channel	Frequency (MHz)	Chain 0 Meas Power (dBm)	Chain 1 Meas Power (dBm)	Total Corr'd EIRP (dBm)	Power Limit EIRP (dBm)	Power Margin (dB)
Low	6535	-4.22	-4.63	5.89	24.00	-18.11
Mid	6715	-4.98	-4.22	5.73	24.00	-18.27
High	6855	-4.79	-5.25	5.30	24.00	-18.70

UL LLC
12 Laboratory Drive, Research Triangle Park, NC 27709; USA TEL:(919)549-1400
This report shall not be reproduced except in full, without the written approval of UL LLC

2TX CHAIN 0 + CHAIN 1 CDD OFDMA MODE: 242T – STANDARD POWER

Test Engineer:	28076, 107116/85502
Test Date:	10/01/2024

Bandwidth, Antenna Gain and Limits

Channel	Frequency (MHz)	Directional Gain for Power (dBi)	Directional Gain for PSD (dBi)	e.i.r.p. Power Limit (dBm)	PSD Limit (dBm)
Low	6535	7.30	10.31	30.00	17.00
Mid	6715	7.30	10.31	30.00	17.00
High	6855	7.30	10.31	30.00	17.00

Duty Cycle CF (dB)	0.00	**Included in Calculations of Corr'd PSD**	

Output Power Results

Channel	Frequency (MHz)	Chain 0 Meas Power (dBm)	Chain 1 Meas Power (dBm)	Total Corr'd EIRP (dBm)	Power Limit EIRP (dBm)	Power Margin (dB)
Low	6535	15.75	15.20	25.79	30.00	-4.21
Mid	6715	15.81	15.14	25.80	30.00	-4.20
High	6855	13.70	13.01	23.68	30.00	-6.32

PSD Results

Channel	Frequency (MHz)	Chain 0 Meas PSD (dBm)	Chain 1 Meas PSD (dBm)	Total Corr'd EIRP PSD (dBm)	PSD Limit EIRP (dBm)	PSD Margin (dB)
Low	6535	0.49	0.19	13.66	17.00	-3.34
Mid	6715	0.44	-0.28	13.41	17.00	-3.59
High	6855	0.33	-0.55	13.23	17.00	-3.77

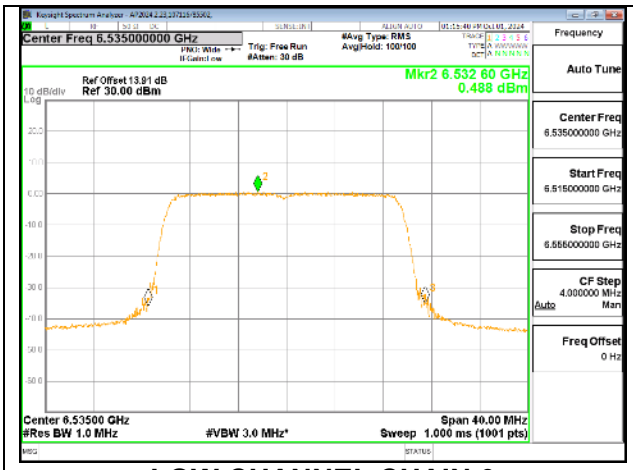

LOW CHANNEL CHAIN 0

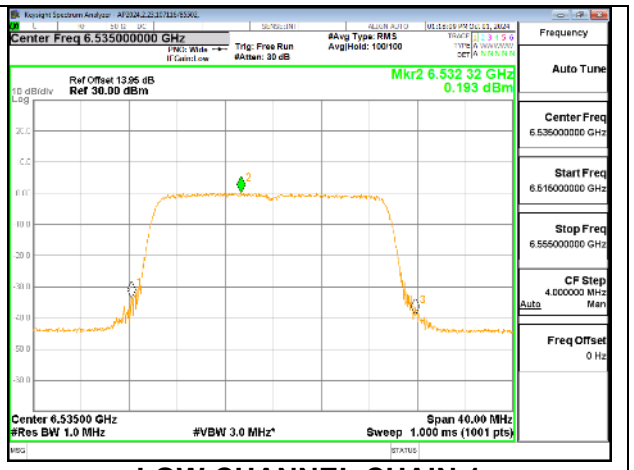

LOW CHANNEL CHAIN 1

UL LLC
12 Laboratory Drive, Research Triangle Park, NC 27709; USA TEL:(919)549-1400
This report shall not be reproduced except in full, without the written approval of UL LLC

2TX CHAIN 0 + CHAIN 1 CDD OFDMA MODE: 242T – LOW POWER INDOOR

Test Engineer:	28076, 33499/84740
Test Date:	10/01/2024, 10/02/2024

Bandwidth, Antenna Gain and Limits

Channel	Frequency (MHz)	Directional Gain for Power (dBi)	Directional Gain for PSD (dBi)	e.i.r.p. Power Limit (dBm)	PSD Limit (dBm)
Low	6535	7.30	10.31	24.00	-1.00
Mid	6715	7.30	10.31	24.00	-1.00
High	6855	7.30	10.31	24.00	-1.00

Duty Cycle CF (dB)		**Included in Calculations of Corr'd PSD**	

Output Power Results

Channel	Frequency (MHz)	Chain 0 Meas Power (dBm)	Chain 1 Meas Power (dBm)	Total Corr'd EIRP (dBm)	Power Limit EIRP (dBm)	Power Margin (dB)
Low	6535	-2.28	-2.88	7.74	24.00	-16.26
Mid	6715	-2.87	-2.62	7.57	24.00	-16.43
High	6855	-2.77	-3.15	7.35	24.00	-16.65

PSD Results

Channel	Frequency (MHz)	Chain 0 Meas PSD (dBm)	Chain 1 Meas PSD (dBm)	Total Corr'd EIRP PSD (dBm)	PSD Limit EIRP (dBm)	PSD Margin (dB)
Low	6535	-17.10	-17.60	-4.02	-1.00	-3.02
Mid	6715	-17.51	-17.91	-4.38	-1.00	-3.38
High	6855	-17.69	-17.94	-4.50	-1.00	-3.50

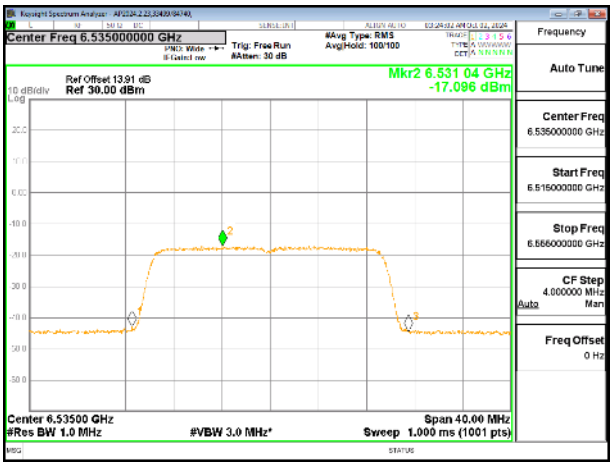

LOW CHANNEL CHAIN 0

LOW CHANNEL CHAIN 1

UL LLC
12 Laboratory Drive, Research Triangle Park, NC 27709; USA TEL:(919)549-1400
This report shall not be reproduced except in full, without the written approval of UL LLC

9.2.44. 802.11be EHT40 MODE 2TX IN THE UNII-7 BAND (MID GAIN)

2TX CHAIN 0 + CHAIN 1 CDD OFDMA MODE: 484T – STANDARD POWER

Test Engineer:	28076, 107116/85502
Test Date:	10/01/2024

Bandwidth, Antenna Gain and Limits

Channel	Frequency (MHz)	Directional Gain for Power (dBi)	Directional Gain for PSD (dBi)	EIRP Power Limit (dBm)	PSD Limit (dBm)
Low	6565	7.30	10.31	30.00	17.00
Mid	6685	7.30	10.31	30.00	17.00
High	6845	7.30	10.31	30.00	17.00

Duty Cycle CF (dB)	0.00	**Included in Calculations of Corr'd PSD**	

Output Power Results

Channel	Frequency (MHz)	Chain 0 Meas. Power (dBm)	Chain 1 Meas. Power (dBm)	Total Corr'd EIRP (dBm)	Power Limit EIRP (dBm)	Power Margin (dB)
Low	6565	16.40	17.23	27.15	30.00	-2.85
Mid	6685	16.65	17.24	27.27	30.00	-2.73
High	6845	17.06	17.49	27.59	30.00	-2.41

PSD Results

Channel	Frequency (MHz)	Chain 0 Meas. PSD (dBm)	Chain 1 Meas. PSD (dBm)	Total Corr'd EIRP PSD (dBm)	PSD Limit EIRP (dBm)	PSD Margin (dB)
Low	6565	-0.26	-0.77	12.81	17.00	-4.19
Mid	6685	-0.73	-1.37	12.28	17.00	-4.72
High	6845	-0.98	-1.37	12.15	17.00	-4.85

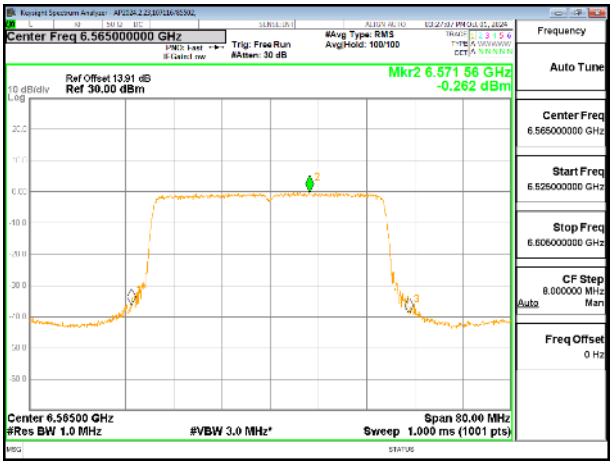

LOW CHANNEL CHAIN 0

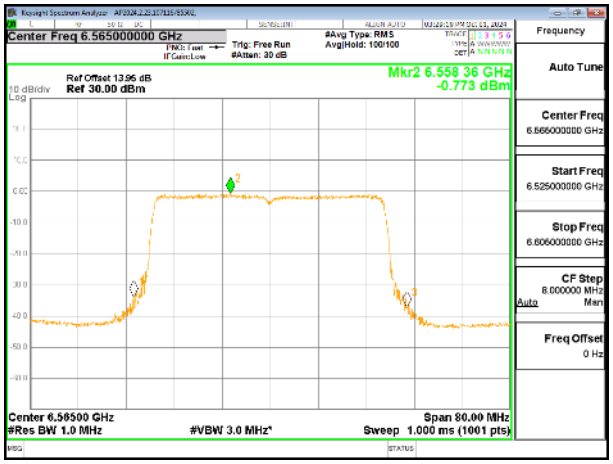

LOW CHANNEL CHAIN 1

UL LLC
12 Laboratory Drive, Research Triangle Park, NC 27709; USA TEL:(919)549-1400
This report shall not be reproduced except in full, without the written approval of UL LLC

2TX CHAIN 0 + CHAIN 1 CDD OFDMA MODE: 484T – LOW POWER INDOOR

Test Engineer:	28076, 33499/84740
Test Date:	10/01/2024, 10/02/2024

Bandwidth, Antenna Gain and Limits

Channel	Frequency (MHz)	Directional Gain for Power (dBi)	Directional Gain for PSD (dBi)	e.i.r.p. Power Limit (dBm)	PSD Limit (dBm)
Low	6565	7.30	10.31	24.00	-1.00
Mid	6685	7.30	10.31	24.00	-1.00
High	6845	7.30	10.31	24.00	-1.00

Duty Cycle CF (dB)		**Included in Calculations of Corr'd PSD**	

Output Power Results

Channel	Frequency (MHz)	Chain 0 Meas Power (dBm)	Chain 1 Meas Power (dBm)	Total Corr'd EIRP (dBm)	Power Limit EIRP (dBm)	Power Margin (dB)
Low	6565	2.38	2.01	12.51	24.00	-11.49
Mid	6685	2.22	1.82	12.33	24.00	-11.67
High	6845	2.06	1.78	12.23	24.00	-11.77

PSD Results

Channel	Frequency (MHz)	Chain 0 Meas PSD (dBm)	Chain 1 Meas PSD (dBm)	Total Corr'd EIRP PSD (dBm)	PSD Limit EIRP (dBm)	PSD Margin (dB)
Low	6565	-15.62	-16.18	-2.57	-1.00	-1.57
Mid	6685	-15.90	-16.27	-2.76	-1.00	-1.76
High	6845	-16.22	-16.42	-3.00	-1.00	-2.00

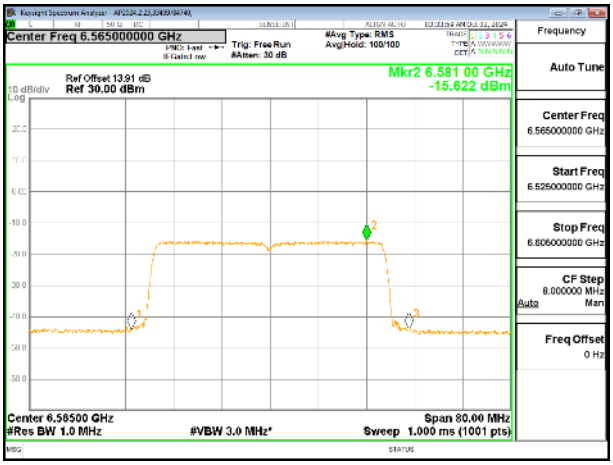

LOW CHANNEL CHAIN 0

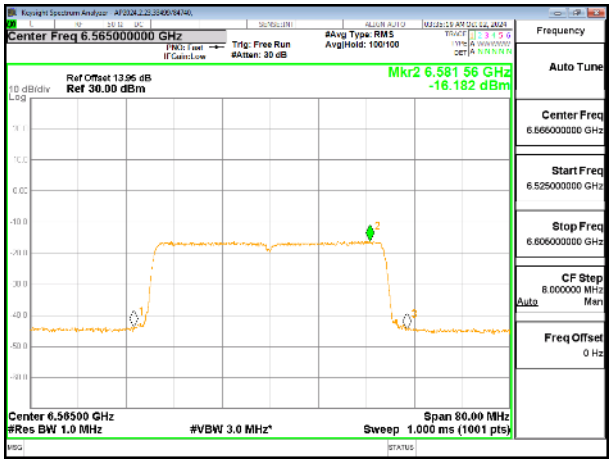

LOW CHANNEL CHAIN 1

UL LLC
12 Laboratory Drive, Research Triangle Park, NC 27709; USA TEL:(919)549-1400
This report shall not be reproduced except in full, without the written approval of UL LLC

9.2.45. 802.11be EHT80 MODE 2TX IN THE UNII-7 BAND (MID GAIN)

2TX CHAIN 0 + CHAIN 1 CDD OFDMA MODE: 484T+242T (CONTIGUOUS LOW) – STANDARD POWER

Test Engineer:	33499/84740
Test Date:	08/01/2024

Bandwidth, Antenna Gain and Limits

Channel	Frequency (MHz)	Directional Gain for Power (dBi)	Directional Gain for PSD (dBi)	EIRP Power Limit (dBm)	PSD Limit (dBm)
Low	6625	7.30	10.31	30.00	17.00
Mid	6705	7.30	10.31	30.00	17.00
High	6785	7.30	10.31	30.00	17.00

Output Power Results

Channel	Frequency (MHz)	Chain 0 Meas Power (dBm)	Chain 1 Meas Power (dBm)	Total Corr'd EIRP (dBm)	Power Limit EIRP (dBm)	Power Margin (dB)
Low	6625	16.48	17.10	27.11	30.00	-2.89
Mid	6705	16.68	17.20	27.26	30.00	-2.74
High	6785	16.79	17.25	27.34	30.00	-2.66

2TX CHAIN 0 + CHAIN 1 CDD OFDMA MODE: 484T+242T (CONTIGUOUS LOW) – LOW POWER INDOOR

Test Engineer:	33499/84740
Test Date:	08/01/2024

Bandwidth, Antenna Gain and Limits

Channel	Frequency (MHz)	Directional Gain for Power (dBi)	Directional Gain for PSD (dBi)	e.i.r.p. Power Limit (dBm)	PSD Limit (dBm)
Low	6625	7.30	10.31	24.00	-1.00
Mid	6705	7.30	10.31	24.00	-1.00
High	6785	7.30	10.31	24.00	-1.00

Output Power Results

Channel	Frequency (MHz)	Chain 0 Meas Power (dBm)	Chain 1 Meas Power (dBm)	Total Corr'd EIRP (dBm)	Power Limit EIRP (dBm)	Power Margin (dB)
Low	6625	2.23	1.92	12.39	24.00	-11.61
Mid	6705	2.17	1.95	12.37	24.00	-11.63
High	6785	2.08	1.73	12.22	24.00	-11.78

UL LLC
12 Laboratory Drive, Research Triangle Park, NC 27709; USA TEL:(919)549-1400
This report shall not be reproduced except in full, without the written approval of UL LLC

2TX CHAIN 0 + CHAIN 1 CDD OFDMA MODE: 484T+242T (CONTIGUOUS HIGH) – STANDARD POWER

Test Engineer:	33499/84740
Test Date:	08/01/2024

Bandwidth, Antenna Gain and Limits

Channel	Frequency (MHz)	Directional Gain for Power (dBi)	Directional Gain for PSD (dBi)	EIRP Power Limit (dBm)	PSD Limit (dBm)
Low	6625	7.30	10.31	30.00	17.00
Mid	6705	7.30	10.31	30.00	17.00
High	6785	7.30	10.31	30.00	17.00

Output Power Results

Channel	Frequency (MHz)	Chain 0 Meas Power (dBm)	Chain 1 Meas Power (dBm)	Total Corr'd EIRP (dBm)	Power Limit EIRP (dBm)	Power Margin (dB)
Low	6625	16.68	17.27	27.30	30.00	-2.70
Mid	6705	16.77	17.26	27.33	30.00	-2.67
High	6785	16.98	17.31	27.46	30.00	-2.54

2TX CHAIN 0 + CHAIN 1 CDD OFDMA MODE: 484T+242T (CONTIGUOUS HIGH) – LOW POWER INDOOR

Test Engineer:	33499/84740
Test Date:	08/01/2024

Bandwidth, Antenna Gain and Limits

Channel	Frequency (MHz)	Directional Gain for Power (dBi)	Directional Gain for PSD (dBi)	e.i.r.p. Power Limit (dBm)	PSD Limit (dBm)
Low	6625	7.30	10.31	24.00	-1.00
Mid	6705	7.30	10.31	24.00	-1.00
High	6785	7.30	10.31	24.00	-1.00

Output Power Results

Channel	Frequency (MHz)	Chain 0 Meas Power (dBm)	Chain 1 Meas Power (dBm)	Total Corr'd EIRP (dBm)	Power Limit EIRP (dBm)	Power Margin (dB)
Low	6625	2.17	1.86	12.33	24.00	-11.67
Mid	6705	2.15	1.96	12.37	24.00	-11.63
High	6785	2.12	1.77	12.26	24.00	-11.74

UL LLC
12 Laboratory Drive, Research Triangle Park, NC 27709; USA TEL:(919)549-1400
This report shall not be reproduced except in full, without the written approval of UL LLC

2TX CHAIN 0 + CHAIN 1 CDD OFDMA MODE: 484T+242T (NON-CONTIGUOUS) – STANDARD POWER

Test Engineer:	33499/84740
Test Date:	08/01/2024

Bandwidth, Antenna Gain and Limits

Channel	Frequency (MHz)	Directional Gain for Power (dBi)	Directional Gain for PSD (dBi)	EIRP Power Limit (dBm)	PSD Limit (dBm)
Low	6625	7.30	10.31	30.00	17.00
Mid	6705	7.30	10.31	30.00	17.00
High	6785	7.30	10.31	30.00	17.00

Output Power Results

Channel	Frequency (MHz)	Chain 0 Meas Power (dBm)	Chain 1 Meas Power (dBm)	Total Corr'd EIRP (dBm)	Power Limit EIRP (dBm)	Power Margin (dB)
Low	6625	16.58	17.21	27.22	30.00	-2.78
Mid	6705	16.70	17.23	27.28	30.00	-2.72
High	6785	16.87	17.22	27.36	30.00	-2.64

2TX CHAIN 0 + CHAIN 1 CDD OFDMA MODE: 484T+242T (NON-CONTIGUOUS) – LOW POWER INDOOR

Test Engineer:	33499/84740
Test Date:	08/01/2024

Bandwidth, Antenna Gain and Limits

Channel	Frequency (MHz)	Directional Gain for Power (dBi)	Directional Gain for PSD (dBi)	e.i.r.p. Power Limit (dBm)	PSD Limit (dBm)
Low	6625	7.30	10.31	24.00	-1.00
Mid	6705	7.30	10.31	24.00	-1.00
High	6785	7.30	10.31	24.00	-1.00

Output Power Results

Channel	Frequency (MHz)	Chain 0 Meas Power (dBm)	Chain 1 Meas Power (dBm)	Total Corr'd EIRP (dBm)	Power Limit EIRP (dBm)	Power Margin (dB)
Low	6625	2.28	1.83	12.37	24.00	-11.63
Mid	6705	2.19	1.83	12.32	24.00	-11.68
High	6785	1.97	1.73	12.16	24.00	-11.84

UL LLC
12 Laboratory Drive, Research Triangle Park, NC 27709; USA TEL:(919)549-1400
This report shall not be reproduced except in full, without the written approval of UL LLC

2TX CHAIN 0 + CHAIN 1 CDD OFDMA MODE: 242T+484T (NON-CONTIGUOUS) – STANDARD POWER

Test Engineer:	33499/84740
Test Date:	08/01/2024

Bandwidth, Antenna Gain and Limits

Channel	Frequency (MHz)	Directional Gain for Power (dBi)	Directional Gain for PSD (dBi)	EIRP Power Limit (dBm)	PSD Limit (dBm)
Low	6625	7.30	10.31	30.00	17.00
Mid	6705	7.30	10.31	30.00	17.00
High	6785	7.30	10.31	30.00	17.00

Output Power Results

Channel	Frequency (MHz)	Chain 0 Meas Power (dBm)	Chain 1 Meas Power (dBm)	Total Corr'd EIRP (dBm)	Power Limit EIRP (dBm)	Power Margin (dB)
Low	6625	16.55	17.17	27.18	30.00	-2.82
Mid	6705	16.79	17.26	27.34	30.00	-2.66
High	6785	16.88	17.32	27.42	30.00	-2.58

2TX CHAIN 0 + CHAIN 1 CDD OFDMA MODE: 242T+484T (NON-CONTIGUOUS) – LOW POWER INDOOR

Test Engineer:	33499/84740
Test Date:	08/01/2024

Bandwidth, Antenna Gain and Limits

Channel	Frequency (MHz)	Directional Gain for Power (dBi)	Directional Gain for PSD (dBi)	e.i.r.p. Power Limit (dBm)	PSD Limit (dBm)
Low	6625	7.30	10.31	24.00	-1.00
Mid	6705	7.30	10.31	24.00	-1.00
High	6785	7.30	10.31	24.00	-1.00

Output Power Results

Channel	Frequency (MHz)	Chain 0 Meas Power (dBm)	Chain 1 Meas Power (dBm)	Total Corr'd EIRP (dBm)	Power Limit EIRP (dBm)	Power Margin (dB)
Low	6625	2.25	1.82	12.35	24.00	-11.65
Mid	6705	2.18	1.99	12.40	24.00	-11.60
High	6785	1.99	1.80	12.21	24.00	-11.79

UL LLC
12 Laboratory Drive, Research Triangle Park, NC 27709; USA TEL:(919)549-1400
This report shall not be reproduced except in full, without the written approval of UL LLC

2TX CHAIN 0 + CHAIN 1 CDD OFDMA MODE: 996T – STANDARD POWER

Test Engineer:	33499/84740, 107116/85502
Test Date:	08/01/2024, 10/01/2024

Bandwidth, Antenna Gain and Limits

Channel	Frequency (MHz)	Directional Gain for Power (dBi)	Directional Gain for PSD (dBi)	EIRP Power Limit (dBm)	PSD Limit (dBm)
Low	6625	7.30	10.31	30.00	17.00
Mid	6705	7.30	10.31	30.00	17.00
High	6785	7.30	10.31	30.00	17.00

Duty Cycle CF (dB)	0.09	**Included in Calculations of Corr'd PSD**	

Output Power Results

Channel	Frequency (MHz)	Chain 0 Meas Power (dBm)	Chain 1 Meas Power (dBm)	Total Corr'd EIRP (dBm)	Power Limit EIRP (dBm)	Power Margin (dB)
Low	6625	16.50	16.71	26.92	30.00	-3.08
Mid	6705	18.18	17.70	28.26	30.00	-1.74
High	6785	18.02	17.48	28.07	30.00	-1.93

PSD Results

Channel	Frequency (MHz)	Chain 0 Meas PSD (dBm)	Chain 1 Meas PSD (dBm)	Total Corr'd EIRP PSD (dBm)	PSD Limit EIRP (dBm)	PSD Margin (dB)
Low	6625	-2.53	-2.91	10.69	17.00	-6.31
Mid	6705	-2.77	-3.31	10.38	17.00	-6.62
High	6785	-3.20	-3.22	10.20	17.00	-6.80

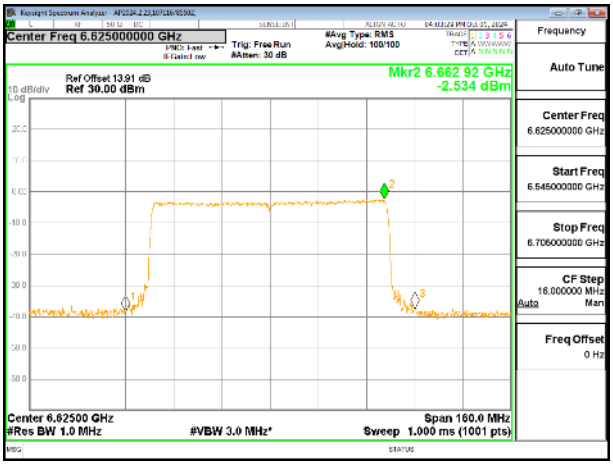

LOW CHANNEL CHAIN 0

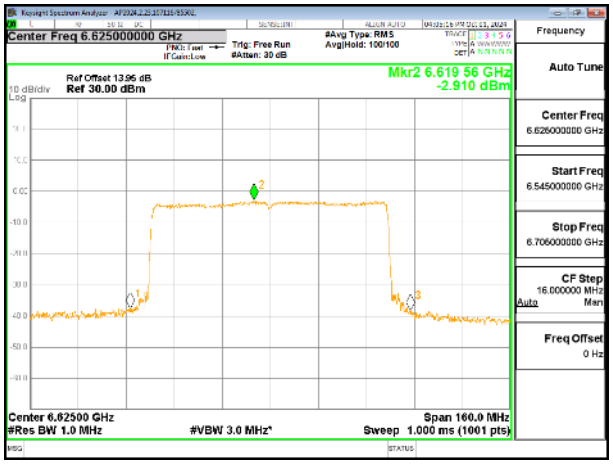

LOW CHANNEL CHAIN 1

UL LLC
12 Laboratory Drive, Research Triangle Park, NC 27709; USA TEL:(919)549-1400
This report shall not be reproduced except in full, without the written approval of UL LLC

2TX CHAIN 0 + CHAIN 1 CDD OFDMA MODE: 996T – LOW POWER INDOOR

Test Engineer:	33499/84740
Test Date:	08/01/2024, 10/02/2024

Bandwidth, Antenna Gain and Limits

Channel	Frequency (MHz)	Directional Gain for Power (dBi)	Directional Gain for PSD (dBi)	e.i.r.p. Power Limit (dBm)	PSD Limit (dBm)
Low	6625	7.30	10.31	24.00	-1.00
Mid	6705	7.30	10.31	24.00	-1.00
High	6785	7.30	10.31	24.00	-1.00

Duty Cycle CF (dB)		**Included in Calculations of Corr'd PSD**	

Output Power Results

Channel	Frequency (MHz)	Chain 0 Meas Power (dBm)	Chain 1 Meas Power (dBm)	Total Corr'd EIRP (dBm)	Power Limit EIRP (dBm)	Power Margin (dB)
Low	6625	4.24	3.91	14.39	24.00	-9.61
Mid	6705	4.13	3.79	14.27	24.00	-9.73
High	6785	4.10	3.63	14.18	24.00	-9.82

PSD Results

Channel	Frequency (MHz)	Chain 0 Meas PSD (dBm)	Chain 1 Meas PSD (dBm)	Total Corr'd EIRP PSD (dBm)	PSD Limit EIRP (dBm)	PSD Margin (dB)
Low	6625	-16.43	-16.63	-3.21	-1.00	-2.21
Mid	6705	-16.77	-17.13	-3.62	-1.00	-2.62
High	6785	-17.10	-17.17	-3.81	-1.00	-2.81

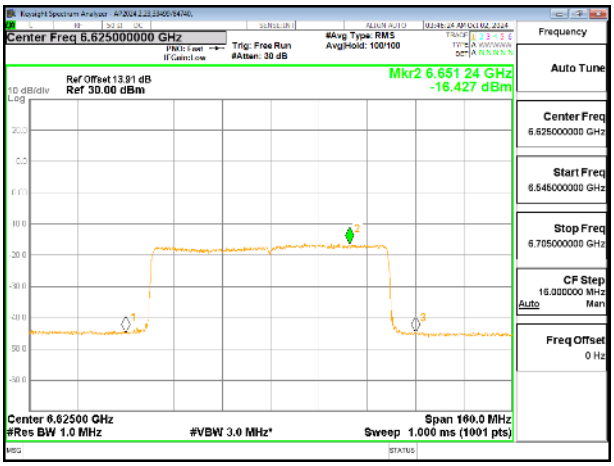

LOW CHANNEL CHAIN 0

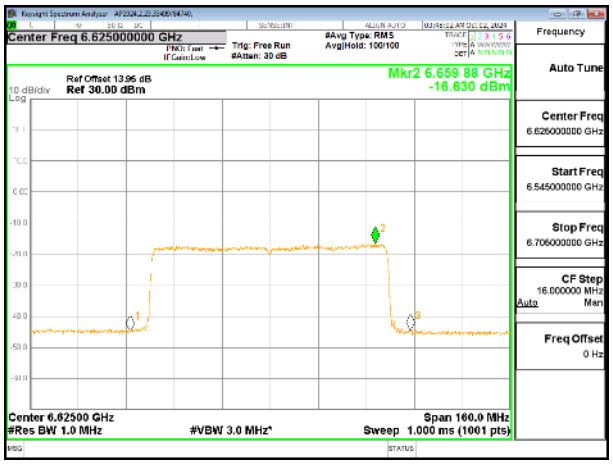

LOW CHANNEL CHAIN 1

UL LLC
12 Laboratory Drive, Research Triangle Park, NC 27709; USA TEL:(919)549-1400
This report shall not be reproduced except in full, without the written approval of UL LLC

9.2.46. 802.11be EHT160 MODE 2TX IN THE UNII-7 BAND (MID GAIN)

2TX CHAIN 0 + CHAIN 1 CDD OFDMA MODE: 996T+484T (CONTIGUOUS LOW) – STANDARD POWER

Test Engineer:	33499/84740
Test Date:	08/01/2024

Bandwidth, Antenna Gain and Limits

Channel	Frequency (MHz)	Directional Gain for Power (dBi)	Directional Gain for PSD (dBi)	EIRP Power Limit (dBm)	PSD Limit (dBm)
Mid	6665	7.30	10.31	30.00	17.00

Output Power Results

Channel	Frequency (MHz)	Chain 0 Meas Power (dBm)	Chain 1 Meas Power (dBm)	Total Corr'd EIRP (dBm)	Power Limit EIRP (dBm)	Power Margin (dB)
Mid	6665	16.52	16.92	27.03	30.00	-2.97

2TX CHAIN 0 + CHAIN 1 CDD OFDMA MODE: 996T+484T (CONTIGUOUS LOW) – LOW POWER INDOOR

Test Engineer:	33499/84740
Test Date:	08/01/2024

Bandwidth, Antenna Gain and Limits

Channel	Frequency (MHz)	Directional Gain for Power (dBi)	Directional Gain for PSD (dBi)	EIRP Power Limit (dBm)	PSD Limit (dBm)
Mid	6665	7.30	10.31	24.00	-1.00

Output Power Results

Channel	Frequency (MHz)	Chain 0 Meas Power (dBm)	Chain 1 Meas Power (dBm)	Total Corr'd EIRP (dBm)	Power Limit EIRP (dBm)	Power Margin (dB)
Mid	6665	4.12	3.98	14.36	24.00	-9.64

UL LLC
12 Laboratory Drive, Research Triangle Park, NC 27709; USA TEL:(919)549-1400
This report shall not be reproduced except in full, without the written approval of UL LLC

2TX CHAIN 0 + CHAIN 1 CDD OFDMA MODE: 996T+484T (CONTIGUOUS HIGH) – STANDARD POWER

Test Engineer:	33499/84740
Test Date:	08/01/2024

Bandwidth, Antenna Gain and Limits

Channel	Frequency (MHz)	Directional Gain for Power (dBi)	Directional Gain for PSD (dBi)	EIRP Power Limit (dBm)	PSD Limit (dBm)
Mid	6665	7.30	10.31	30.00	17.00

Output Power Results

Channel	Frequency (MHz)	Chain 0 Meas Power (dBm)	Chain 1 Meas Power (dBm)	Total Corr'd EIRP (dBm)	Power Limit EIRP (dBm)	Power Margin (dB)
Mid	6665	16.61	16.87	27.05	30.00	-2.95

2TX CHAIN 0 + CHAIN 1 CDD OFDMA MODE: 996T+484T (CONTIGUOUS HIGH) – LOW POWER INDOOR

Test Engineer:	33499/84740
Test Date:	08/01/2024

Bandwidth, Antenna Gain and Limits

Channel	Frequency (MHz)	Directional Gain for Power (dBi)	Directional Gain for PSD (dBi)	EIRP Power Limit (dBm)	PSD Limit (dBm)
Mid	6665	7.30	10.31	24.00	-1.00

Output Power Results

Channel	Frequency (MHz)	Chain 0 Meas Power (dBm)	Chain 1 Meas Power (dBm)	Total Corr'd EIRP (dBm)	Power Limit EIRP (dBm)	Power Margin (dB)
Mid	6665	4.21	3.87	14.35	24.00	-9.65

UL LLC
12 Laboratory Drive, Research Triangle Park, NC 27709; USA TEL:(919)549-1400
This report shall not be reproduced except in full, without the written approval of UL LLC

2TX CHAIN 0 + CHAIN 1 CDD OFDMA MODE: 996T+484T (NON-CONTIGUOUS) – STANDARD POWER

Test Engineer:	33499/84740
Test Date:	08/01/2024

Bandwidth, Antenna Gain and Limits

Channel	Frequency (MHz)	Directional Gain for Power (dBi)	Directional Gain for PSD (dBi)	EIRP Power Limit (dBm)	PSD Limit (dBm)
Mid	6665	7.30	10.31	30.00	17.00

Output Power Results

Channel	Frequency (MHz)	Chain 0 Meas Power (dBm)	Chain 1 Meas Power (dBm)	Total Corr'd EIRP (dBm)	Power Limit EIRP (dBm)	Power Margin (dB)
Mid	6665	16.48	16.88	26.99	30.00	-3.01

2TX CHAIN 0 + CHAIN 1 CDD OFDMA MODE: 996T+484T (NON-CONTIGUOUS) – LOW POWER INDOOR

Test Engineer:	33499/84740
Test Date:	08/01/2024

Bandwidth, Antenna Gain and Limits

Channel	Frequency (MHz)	Directional Gain for Power (dBi)	Directional Gain for PSD (dBi)	EIRP Power Limit (dBm)	PSD Limit (dBm)
Mid	6665	7.30	10.31	24.00	-1.00

Output Power Results

Channel	Frequency (MHz)	Chain 0 Meas Power (dBm)	Chain 1 Meas Power (dBm)	Total Corr'd EIRP (dBm)	Power Limit EIRP (dBm)	Power Margin (dB)
Mid	6665	4.20	3.85	14.34	24.00	-9.66

UL LLC
12 Laboratory Drive, Research Triangle Park, NC 27709; USA TEL:(919)549-1400
This report shall not be reproduced except in full, without the written approval of UL LLC

2TX CHAIN 0 + CHAIN 1 CDD OFDMA MODE: 484T+996T (NON-CONTIGUOUS) – STANDARD POWER

Test Engineer:	33499/84740
Test Date:	08/01/2024

Bandwidth, Antenna Gain and Limits

Channel	Frequency (MHz)	Directional Gain for Power (dBi)	Directional Gain for PSD (dBi)	EIRP Power Limit (dBm)	PSD Limit (dBm)
Mid	6665	7.30	10.31	30.00	17.00

Output Power Results

Channel	Frequency (MHz)	Chain 0 Meas Power (dBm)	Chain 1 Meas Power (dBm)	Total Corr'd EIRP (dBm)	Power Limit EIRP (dBm)	Power Margin (dB)
Mid	6665	16.50	16.89	27.01	30.00	-2.99

2TX CHAIN 0 + CHAIN 1 CDD OFDMA MODE: 484T+996T (NON-CONTIGUOUS) – LOW POWER INDOOR

Test Engineer:	33499/84740
Test Date:	08/01/2024

Bandwidth, Antenna Gain and Limits

Channel	Frequency (MHz)	Directional Gain for Power (dBi)	Directional Gain for PSD (dBi)	EIRP Power Limit (dBm)	PSD Limit (dBm)
Mid	6665	7.30	10.31	24.00	-1.00

Output Power Results

Channel	Frequency (MHz)	Chain 0 Meas Power (dBm)	Chain 1 Meas Power (dBm)	Total Corr'd EIRP (dBm)	Power Limit EIRP (dBm)	Power Margin (dB)
Mid	6665	4.19	3.98	14.40	24.00	-9.60

UL LLC
12 Laboratory Drive, Research Triangle Park, NC 27709; USA TEL:(919)549-1400
This report shall not be reproduced except in full, without the written approval of UL LLC

2TX CHAIN 0 + CHAIN 1 CDD OFDMA MODE: 242T+484T+996T (NON-CONTIGUOUS) – STANDARD POWER

Test Engineer:	33499/84740
Test Date:	08/01/2024

Bandwidth, Antenna Gain and Limits

Channel	Frequency (MHz)	Directional Gain for Power (dBi)	Directional Gain for PSD (dBi)	EIRP Power Limit (dBm)	PSD Limit (dBm)
Mid	6665	7.30	10.31	30.00	17.00

Output Power Results

Channel	Frequency (MHz)	Chain 0 Meas Power (dBm)	Chain 1 Meas Power (dBm)	Total Corr'd EIRP (dBm)	Power Limit EIRP (dBm)	Power Margin (dB)
Mid	6665	16.12	16.12	26.43	30.00	-3.57

2TX CHAIN 0 + CHAIN 1 CDD OFDMA MODE: 242T+484T+996T (NON-CONTIGUOUS) – LOW POWER INDOOR

Test Engineer:	33499/84740
Test Date:	08/01/2024

Bandwidth, Antenna Gain and Limits

Channel	Frequency (MHz)	Directional Gain for Power (dBi)	Directional Gain for PSD (dBi)	EIRP Power Limit (dBm)	PSD Limit (dBm)
Mid	6665	7.30	10.31	24.00	-1.00

Output Power Results

Channel	Frequency (MHz)	Chain 0 Meas Power (dBm)	Chain 1 Meas Power (dBm)	Total Corr'd EIRP (dBm)	Power Limit EIRP (dBm)	Power Margin (dB)
Mid	6665	3.80	3.34	13.89	24.00	-10.11

UL LLC
12 Laboratory Drive, Research Triangle Park, NC 27709; USA TEL:(919)549-1400
This report shall not be reproduced except in full, without the written approval of UL LLC

2TX CHAIN 0 + CHAIN 1 CDD OFDMA MODE: 484T+242T+996T (NON-CONTIGUOUS) – STANDARD POWER

Test Engineer:	33499/84740
Test Date:	08/01/2024

Bandwidth, Antenna Gain and Limits

Channel	Frequency (MHz)	Directional Gain for Power (dBi)	Directional Gain for PSD (dBi)	EIRP Power Limit (dBm)	PSD Limit (dBm)
Mid	6665	7.30	10.31	30.00	17.00

Output Power Results

Channel	Frequency (MHz)	Chain 0 Meas Power (dBm)	Chain 1 Meas Power (dBm)	Total Corr'd EIRP (dBm)	Power Limit EIRP (dBm)	Power Margin (dB)
Mid	6665	16.06	16.37	26.53	30.00	-3.47

2TX CHAIN 0 + CHAIN 1 CDD OFDMA MODE: 484T+242T+996T (NON-CONTIGUOUS) – LOW POWER INDOOR

Test Engineer:	33499/84740
Test Date:	08/01/2024

Bandwidth, Antenna Gain and Limits

Channel	Frequency (MHz)	Directional Gain for Power (dBi)	Directional Gain for PSD (dBi)	EIRP Power Limit (dBm)	PSD Limit (dBm)
Mid	6665	7.30	10.31	24.00	-1.00

Output Power Results

Channel	Frequency (MHz)	Chain 0 Meas Power (dBm)	Chain 1 Meas Power (dBm)	Total Corr'd EIRP (dBm)	Power Limit EIRP (dBm)	Power Margin (dB)
Mid	6665	3.77	3.43	13.91	24.00	-10.09

UL LLC
12 Laboratory Drive, Research Triangle Park, NC 27709; USA TEL:(919)549-1400
This report shall not be reproduced except in full, without the written approval of UL LLC

2TX CHAIN 0 + CHAIN 1 CDD OFDMA MODE: 484T+242T+996T (NON-CONTIGUOUS 2) – STANDARD POWER

Test Engineer:	33499/84740
Test Date:	08/01/2024

Bandwidth, Antenna Gain and Limits

Channel	Frequency (MHz)	Directional Gain for Power (dBi)	Directional Gain for PSD (dBi)	EIRP Power Limit (dBm)	PSD Limit (dBm)
Mid	6665	7.30	10.31	30.00	17.00

Output Power Results

Channel	Frequency (MHz)	Chain 0 Meas Power (dBm)	Chain 1 Meas Power (dBm)	Total Corr'd EIRP (dBm)	Power Limit EIRP (dBm)	Power Margin (dB)
Mid	6665	16.01	16.44	26.54	30.00	-3.46

2TX CHAIN 0 + CHAIN 1 CDD OFDMA MODE: 484T+242T+996T (NON-CONTIGUOUS 2) – LOW POWER INDOOR

Test Engineer:	33499/84740
Test Date:	08/01/2024

Bandwidth, Antenna Gain and Limits

Channel	Frequency (MHz)	Directional Gain for Power (dBi)	Directional Gain for PSD (dBi)	EIRP Power Limit (dBm)	PSD Limit (dBm)
Mid	6665	7.30	10.31	24.00	-1.00

Output Power Results

Channel	Frequency (MHz)	Chain 0 Meas Power (dBm)	Chain 1 Meas Power (dBm)	Total Corr'd EIRP (dBm)	Power Limit EIRP (dBm)	Power Margin (dB)
Mid	6665	3.77	3.41	13.90	24.00	-10.10

UL LLC
12 Laboratory Drive, Research Triangle Park, NC 27709; USA TEL:(919)549-1400
This report shall not be reproduced except in full, without the written approval of UL LLC

2TX CHAIN 0 + CHAIN 1 CDD OFDMA MODE: 996T+484T+242T (CONTIGUOUS LOW) – STANDARD POWER

Test Engineer:	33499/84740
Test Date:	08/01/2024

Bandwidth, Antenna Gain and Limits

Channel	Frequency (MHz)	Directional Gain for Power (dBi)	Directional Gain for PSD (dBi)	EIRP Power Limit (dBm)	PSD Limit (dBm)
Mid	6665	7.30	10.31	30.00	17.00

Output Power Results

Channel	Frequency (MHz)	Chain 0 Meas Power (dBm)	Chain 1 Meas Power (dBm)	Total Corr'd EIRP (dBm)	Power Limit EIRP (dBm)	Power Margin (dB)
Mid	6665	16.14	16.52	26.64	30.00	-3.36

2TX CHAIN 0 + CHAIN 1 CDD OFDMA MODE: 996T+484T+242T (CONTIGUOUS LOW) – LOW POWER INDOOR

Test Engineer:	33499/84740
Test Date:	08/01/2024

Bandwidth, Antenna Gain and Limits

Channel	Frequency (MHz)	Directional Gain for Power (dBi)	Directional Gain for PSD (dBi)	EIRP Power Limit (dBm)	PSD Limit (dBm)
Mid	6665	7.30	10.31	24.00	-1.00

Output Power Results

Channel	Frequency (MHz)	Chain 0 Meas Power (dBm)	Chain 1 Meas Power (dBm)	Total Corr'd EIRP (dBm)	Power Limit EIRP (dBm)	Power Margin (dB)
Mid	6665	3.87	3.44	13.97	24.00	-10.03

UL LLC
12 Laboratory Drive, Research Triangle Park, NC 27709; USA TEL:(919)549-1400
This report shall not be reproduced except in full, without the written approval of UL LLC

2TX CHAIN 0 + CHAIN 1 CDD OFDMA MODE: 996T+484T+242T (CONTIGUOUS HIGH) – STANDARD POWER

Test Engineer:	33499/84740
Test Date:	08/01/2024

Bandwidth, Antenna Gain and Limits

Channel	Frequency (MHz)	Directional Gain for Power (dBi)	Directional Gain for PSD (dBi)	EIRP Power Limit (dBm)	PSD Limit (dBm)
Mid	6665	7.30	10.31	30.00	17.00

Output Power Results

Channel	Frequency (MHz)	Chain 0 Meas Power (dBm)	Chain 1 Meas Power (dBm)	Total Corr'd EIRP (dBm)	Power Limit EIRP (dBm)	Power Margin (dB)
Mid	6665	16.09	16.39	26.55	30.00	-3.45

2TX CHAIN 0 + CHAIN 1 CDD OFDMA MODE: 996T+484T+242T (CONTIGUOUS HIGH) – LOW POWER INDOOR

Test Engineer:	33499/84740
Test Date:	08/01/2024

Bandwidth, Antenna Gain and Limits

Channel	Frequency (MHz)	Directional Gain for Power (dBi)	Directional Gain for PSD (dBi)	EIRP Power Limit (dBm)	PSD Limit (dBm)
Mid	6665	7.30	10.31	24.00	-1.00

Output Power Results

Channel	Frequency (MHz)	Chain 0 Meas Power (dBm)	Chain 1 Meas Power (dBm)	Total Corr'd EIRP (dBm)	Power Limit EIRP (dBm)	Power Margin (dB)
Mid	6665	3.68	3.46	13.88	24.00	-10.12

UL LLC
12 Laboratory Drive, Research Triangle Park, NC 27709; USA TEL:(919)549-1400
This report shall not be reproduced except in full, without the written approval of UL LLC

2TX CHAIN 0 + CHAIN 1 CDD OFDMA MODE: 996T+484T+242T (NON-CONTIGUOUS) – STANDARD POWER

Test Engineer:	33499/84740
Test Date:	08/01/2024

Bandwidth, Antenna Gain and Limits

Channel	Frequency (MHz)	Directional Gain for Power (dBi)	Directional Gain for PSD (dBi)	EIRP Power Limit (dBm)	PSD Limit (dBm)
Mid	6665	7.30	10.31	30.00	17.00

Output Power Results

Channel	Frequency (MHz)	Chain 0 Meas Power (dBm)	Chain 1 Meas Power (dBm)	Total Corr'd EIRP (dBm)	Power Limit EIRP (dBm)	Power Margin (dB)
Mid	6665	16.10	16.47	26.60	30.00	-3.40

2TX CHAIN 0 + CHAIN 1 CDD OFDMA MODE: 996T+484T+242T (NON-CONTIGUOUS) – LOW POWER INDOOR

Test Engineer:	33499/84740
Test Date:	08/01/2024

Bandwidth, Antenna Gain and Limits

Channel	Frequency (MHz)	Directional Gain for Power (dBi)	Directional Gain for PSD (dBi)	EIRP Power Limit (dBm)	PSD Limit (dBm)
Mid	6665	7.30	10.31	24.00	-1.00

Output Power Results

Channel	Frequency (MHz)	Chain 0 Meas Power (dBm)	Chain 1 Meas Power (dBm)	Total Corr'd EIRP (dBm)	Power Limit EIRP (dBm)	Power Margin (dB)
Mid	6665	3.81	3.49	13.96	24.00	-10.04

UL LLC
12 Laboratory Drive, Research Triangle Park, NC 27709; USA TEL:(919)549-1400
This report shall not be reproduced except in full, without the written approval of UL LLC

2TX CHAIN 0 + CHAIN 1 CDD OFDMA MODE: 996T+242T+484T (NON-CONTIGUOUS) – STANDARD POWER

Test Engineer:	33499/84740
Test Date:	08/01/2024

Bandwidth, Antenna Gain and Limits

Channel	Frequency (MHz)	Directional Gain for Power (dBi)	Directional Gain for PSD (dBi)	EIRP Power Limit (dBm)	PSD Limit (dBm)
Mid	6665	7.30	10.31	30.00	17.00

Output Power Results

Channel	Frequency (MHz)	Chain 0 Meas Power (dBm)	Chain 1 Meas Power (dBm)	Total Corr'd EIRP (dBm)	Power Limit EIRP (dBm)	Power Margin (dB)
Mid	6665	16.05	16.43	26.55	30.00	-3.45

2TX CHAIN 0 + CHAIN 1 CDD OFDMA MODE: 996T+242T+484T (NON-CONTIGUOUS) – LOW POWER INDOOR

Test Engineer:	33499/84740
Test Date:	08/01/2024

Bandwidth, Antenna Gain and Limits

Channel	Frequency (MHz)	Directional Gain for Power (dBi)	Directional Gain for PSD (dBi)	EIRP Power Limit (dBm)	PSD Limit (dBm)
Mid	6665	7.30	10.31	24.00	-1.00

Output Power Results

Channel	Frequency (MHz)	Chain 0 Meas Power (dBm)	Chain 1 Meas Power (dBm)	Total Corr'd EIRP (dBm)	Power Limit EIRP (dBm)	Power Margin (dB)
Mid	6665	3.86	3.51	14.00	24.00	-10.00

UL LLC
12 Laboratory Drive, Research Triangle Park, NC 27709; USA TEL:(919)549-1400
This report shall not be reproduced except in full, without the written approval of UL LLC

2TX CHAIN 0 + CHAIN 1 CDD OFDMA MODE: 996T+242T+484T (NON-CONTIGUOUS 2) – STANDARD POWER

Test Engineer:	33499/84740
Test Date:	08/01/2024

Bandwidth, Antenna Gain and Limits

Channel	Frequency (MHz)	Directional Gain for Power (dBi)	Directional Gain for PSD (dBi)	EIRP Power Limit (dBm)	PSD Limit (dBm)
Mid	6665	7.30	10.31	30.00	17.00

Output Power Results

Channel	Frequency (MHz)	Chain 0 Meas Power (dBm)	Chain 1 Meas Power (dBm)	Total Corr'd EIRP (dBm)	Power Limit EIRP (dBm)	Power Margin (dB)
Mid	6665	16.01	16.39	26.51	30.00	-3.49

2TX CHAIN 0 + CHAIN 1 CDD OFDMA MODE: 996T+242T+484T (NON-CONTIGUOUS 2) – LOW POWER INDOOR

Test Engineer:	33499/84740
Test Date:	08/01/2024

Bandwidth, Antenna Gain and Limits

Channel	Frequency (MHz)	Directional Gain for Power (dBi)	Directional Gain for PSD (dBi)	EIRP Power Limit (dBm)	PSD Limit (dBm)
Mid	6665	7.30	10.31	24.00	-1.00

Output Power Results

Channel	Frequency (MHz)	Chain 0 Meas Power (dBm)	Chain 1 Meas Power (dBm)	Total Corr'd EIRP (dBm)	Power Limit EIRP (dBm)	Power Margin (dB)
Mid	6665	3.84	3.45	13.96	24.00	-10.04

UL LLC
12 Laboratory Drive, Research Triangle Park, NC 27709; USA TEL:(919)549-1400
This report shall not be reproduced except in full, without the written approval of UL LLC

2TX CHAIN 0 + CHAIN 1 CDD OFDMA MODE: 2x996T – STANDARD POWER

Test Engineer:	33499/84740
Test Date:	08/01/2024

Bandwidth, Antenna Gain and Limits

Channel	Frequency (MHz)	Directional Gain for Power (dBi)	Directional Gain for PSD (dBi)	EIRP Power Limit (dBm)	PSD Limit (dBm)
Mid	6665	7.30	10.31	30.00	17.00

Duty Cycle CF (dB)		**Included in Calculations of Corr'd PSD**	

Output Power Results

Channel	Frequency (MHz)	Chain 0 Meas Power (dBm)	Chain 1 Meas Power (dBm)	Total Corr'd EIRP (dBm)	Power Limit EIRP (dBm)	Power Margin (dB)
Mid	6665	18.23	17.85	28.35	30.00	-1.65

UL LLC
12 Laboratory Drive, Research Triangle Park, NC 27709; USA TEL:(919)549-1400
This report shall not be reproduced except in full, without the written approval of UL LLC

2TX CHAIN 0 + CHAIN 1 CDD OFDMA MODE: 2x996T – LOW POWER INDOOR

Test Engineer:	33499/84740, 33499/84740
Test Date:	08/01/2024, 10/02/2024

Bandwidth, Antenna Gain and Limits

Channel	Frequency (MHz)	Directional Gain for Power (dBi)	Directional Gain for PSD (dBi)	EIRP Power Limit (dBm)	PSD Limit (dBm)
Mid	6665	7.3	10.31	24.00	-1.00

Duty Cycle CF (dB)	0.00	**Included in Calculations of Corr'd PSD**	

Output Power Results

Channel	Frequency (MHz)	Chain 0 Meas Power (dBm)	Chain 1 Meas Power (dBm)	Total Corr'd EIRP (dBm)	Power Limit EIRP (dBm)	Power Margin (dB)
Mid		7.18	6.96	17.38	24.00	-6.62

PSD Results

Channel	Frequency (MHz)	Chain 0 Meas PSD (dBm)	Chain 1 Meas PSD (dBm)	Total Corr'd EIRP PSD (dBm)	PSD Limit EIRP (dBm)	PSD Margin (dB)
Mid	6665	-16.68	-16.55	-3.29	-1.00	-2.29

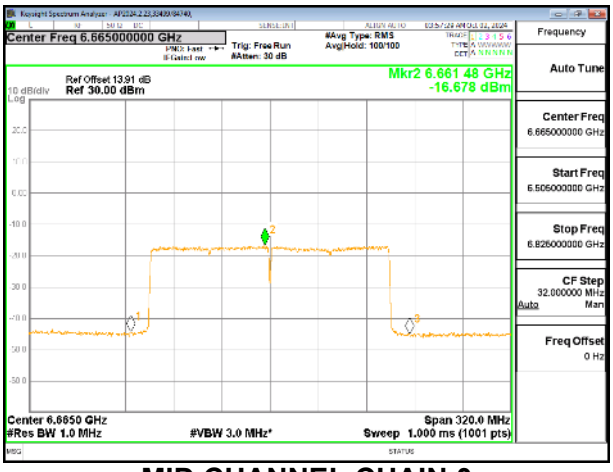

MID CHANNEL CHAIN 0

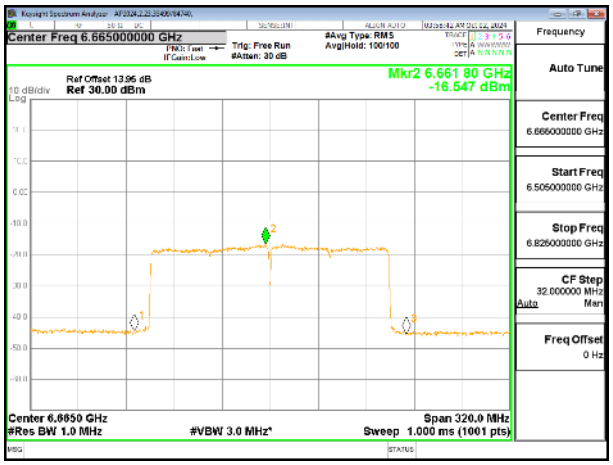

MID CHANNEL CHAIN 1

UL LLC
12 Laboratory Drive, Research Triangle Park, NC 27709; USA TEL:(919)549-1400
This report shall not be reproduced except in full, without the written approval of UL LLC

9.2.47. 802.11a MODE 2TX IN THE UNII-7 BAND (HIGH GAIN)

2TX CHAIN 0 + CHAIN 1 CDD OFDMA MODE – STANDARD POWER

Test Engineer:	85502, 104463/85502
Test Date:	2024/10/01

Bandwidth, Antenna Gain and Limits

Channel	Frequency (MHz)	Directional Gain for Power (dBi)	Directional Gain for PSD (dBi)	e.i.r.p. Power Limit (dBm)	PSD Limit (dBm)
Low	6535	8.20	11.21	30.00	17.00
Mid	6715	8.20	11.21	30.00	17.00
High	6855	8.20	11.21	30.00	17.00

Duty Cycle CF (dB)	0.00	**Included in Calculations of Corr'd PSD**

Output Power Results

Channel	Frequency (MHz)	Chain 0 Meas Power (dBm)	Chain 1 Meas Power (dBm)	Total Corr'd EIRP (dBm)	Power Limit EIRP (dBm)	Power Margin (dB)
Low	6535	13.64	13.76	24.91	30.00	-5.09
Mid	6715	13.17	12.86	24.23	30.00	-5.77
High	6855	13.94	13.70	25.03	30.00	-4.97

PSD Results

Channel	Frequency (MHz)	Chain 0 Meas PSD (dBm)	Chain 1 Meas PSD (dBm)	Total Corr'd EIRP PSD (dBm)	PSD Limit EIRP (dBm)	PSD Margin (dB)
Low	6535	0.17	-0.51	14.06	17.00	-2.94
Mid	6715	0.53	0.27	14.62	17.00	-2.38
High	6855	-0.66	-0.90	13.44	17.00	-3.56

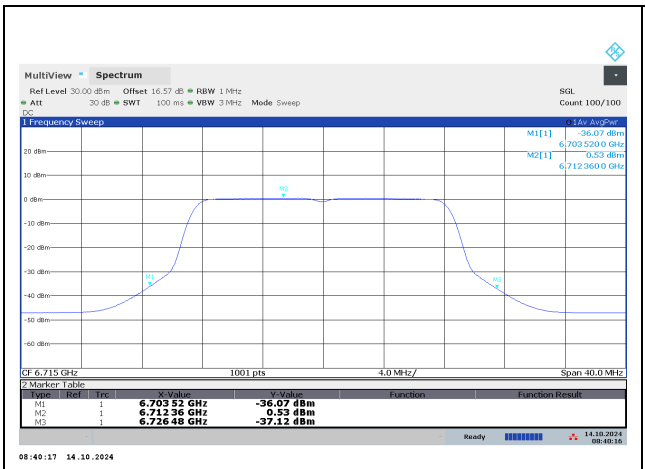

MID CHANNEL CHAIN 0

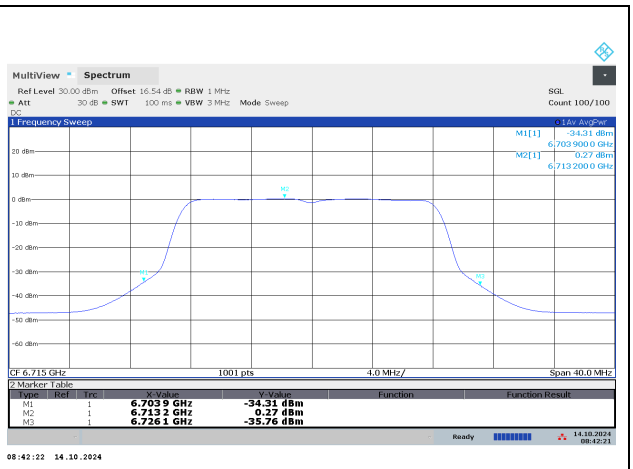

MID CHANNEL CHAIN 1

UL LLC
12 Laboratory Drive, Research Triangle Park, NC 27709; USA TEL:(919)549-1400
This report shall not be reproduced except in full, without the written approval of UL LLC

2TX CHAIN 0 + CHAIN 1 CDD OFDMA MODE – LOW POWER INDOOR

Test Engineer:	85502, 104463/85502
Test Date:	2024/10/01

Bandwidth, Antenna Gain and Limits

Channel	Frequency (MHz)	Directional Gain for Power (dBi)	Directional Gain for PSD (dBi)	e.i.r.p. Power Limit (dBm)	PSD Limit (dBm)
Low	6535	8.20	11.21	24.00	-1.00
Mid	6715	8.20	11.21	24.00	-1.00
High	6855	8.20	11.21	24.00	-1.00

Duty Cycle CF (dB)	0.00	**Included in Calculations of Corr'd PSD**

Output Power Results

Channel	Frequency (MHz)	Chain 0 Meas Power (dBm)	Chain 1 Meas Power (dBm)	Total Corr'd EIRP (dBm)	Power Limit EIRP (dBm)	Power Margin (dB)
Low	6535	-4.46	-5.34	6.33	24.00	-17.67
Mid	6715	-4.40	-4.72	6.65	24.00	-17.35
High	6855	-4.39	-5.34	6.37	24.00	-17.63

PSD Results

Channel	Frequency (MHz)	Chain 0 Meas PSD (dBm)	Chain 1 Meas PSD (dBm)	Total Corr'd EIRP PSD (dBm)	PSD Limit EIRP (dBm)	PSD Margin (dB)
Low	6535	-19.23	-19.14	-4.96	-1.00	-3.96
Mid	6715	-17.19	-17.48	-3.11	-1.00	-2.11
High	6855	-19.98	-20.09	-5.82	-1.00	-4.82

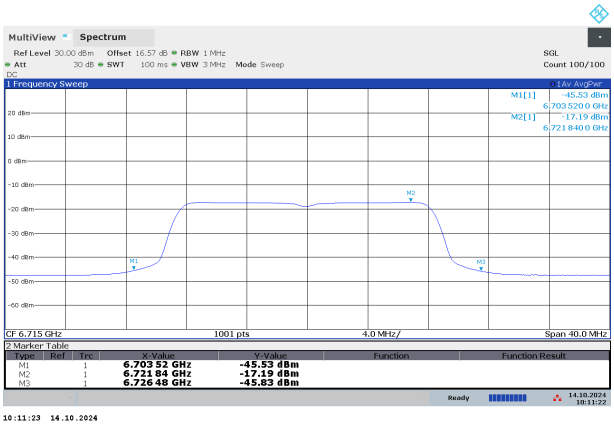

MID CHANNEL CHAIN 0

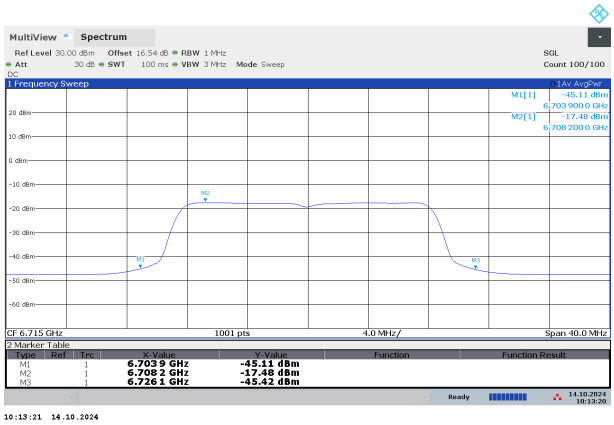

MID CHANNEL CHAIN 1

UL LLC
12 Laboratory Drive, Research Triangle Park, NC 27709; USA TEL:(919)549-1400
This report shall not be reproduced except in full, without the written approval of UL LLC

9.2.48. 802.11be EHT20 MODE 2TX IN THE UNII-7 BAND (HIGH GAIN)

2TX CHAIN 0 + CHAIN 1 CDD OFDMA MODE: 26T – STANDARD POWER

Test Engineer:	85502, 104463/85502
Test Date:	2024/10/01

Bandwidth, Antenna Gain and Limits

Channel	Frequency (MHz)	Directional Gain for Power (dBi)	Directional Gain for PSD (dBi)	e.i.r.p. Power Limit (dBm)	PSD Limit (dBm)
Low	6535	8.20	11.21	30.00	17.00
Mid	6715	8.20	11.21	30.00	17.00
High	6855	8.20	11.21	30.00	17.00

Duty Cycle CF (dB)	0.00	**Included in Calculations of Corr'd PSD**

Output Power Results

Channel	Frequency (MHz)	Chain 0 Meas Power (dBm)	Chain 1 Meas Power (dBm)	Total Corr'd EIRP (dBm)	Power Limit EIRP (dBm)	Power Margin (dB)
Low	6535	4.84	5.16	16.21	30.00	-13.79
Mid	6715	6.94	5.90	17.66	30.00	-12.34
High	6855	5.23	5.06	16.36	30.00	-13.64

PSD Results

Channel	Frequency (MHz)	Chain 0 Meas PSD (dBm)	Chain 1 Meas PSD (dBm)	Total Corr'd EIRP PSD (dBm)	PSD Limit EIRP (dBm)	PSD Margin (dB)
Low	6535	0.59	-0.27	14.40	17.00	-2.60
Mid	6715	0.45	0.05	14.47	17.00	-2.53
High	6855	-0.36	-0.92	13.59	17.00	-3.41

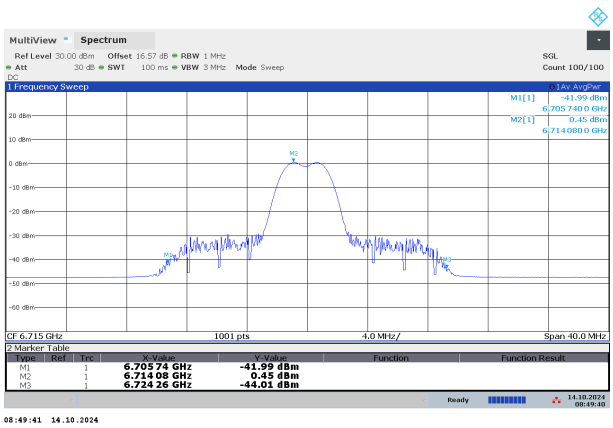

MID CHANNEL CHAIN 0

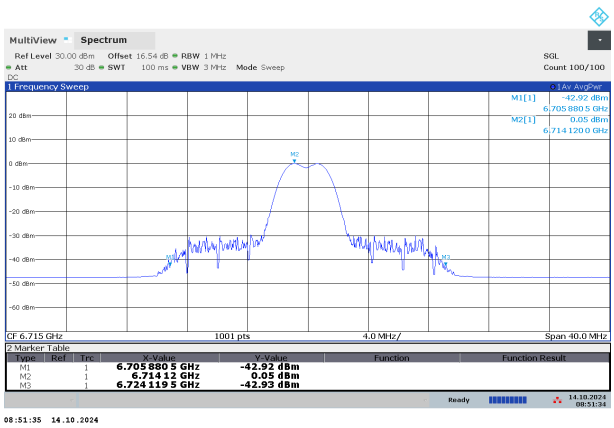

MID CHANNEL CHAIN 1

UL LLC
12 Laboratory Drive, Research Triangle Park, NC 27709; USA TEL:(919)549-1400
This report shall not be reproduced except in full, without the written approval of UL LLC

2TX CHAIN 0 + CHAIN 1 CDD OFDMA MODE: 26T – LOW POWER INDOOR

Test Engineer:	85502, 104463/85502
Test Date:	2024/10/01

Bandwidth, Antenna Gain and Limits

Channel	Frequency (MHz)	Directional Gain for Power (dBi)	Directional Gain for PSD (dBi)	e.i.r.p. Power Limit (dBm)	PSD Limit (dBm)
Low	6535	8.20	11.21	24.00	-1.00
Mid	6715	8.20	11.21	24.00	-1.00
High	6855	8.20	11.21	24.00	-1.00

Duty Cycle CF (dB)	0.00	**Included in Calculations of Corr'd PSD**

Output Power Results

Channel	Frequency (MHz)	Chain 0 Meas Power (dBm)	Chain 1 Meas Power (dBm)	Total Corr'd EIRP (dBm)	Power Limit EIRP (dBm)	Power Margin (dB)
Low	6535	-11.84	-12.68	-1.03	24.00	-25.03
Mid	6715	-11.94	-12.06	-0.79	24.00	-24.79
High	6855	-11.96	-12.59	-1.05	24.00	-25.05

PSD Results

Channel	Frequency (MHz)	Chain 0 Meas PSD (dBm)	Chain 1 Meas PSD (dBm)	Total Corr'd EIRP PSD (dBm)	PSD Limit EIRP (dBm)	PSD Margin (dB)
Low	6535	-17.73	-17.48	-3.38	-1.00	-2.38
Mid	6715	-17.02	-17.26	-2.92	-1.00	-1.92
High	6855	-18.26	-18.50	-4.16	-1.00	-3.16

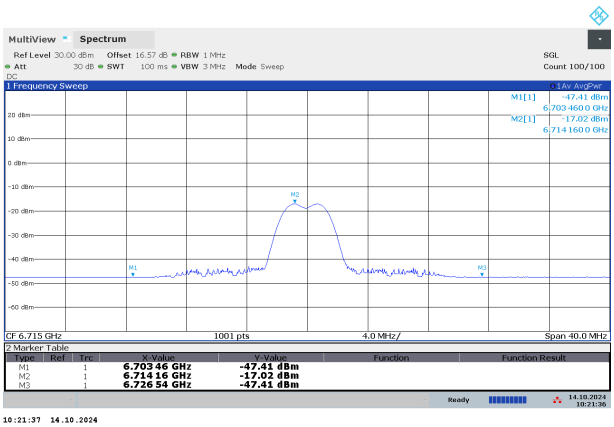

MID CHANNEL CHAIN 0

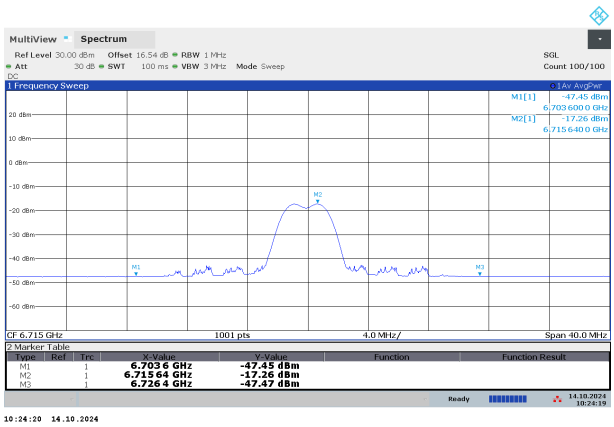

MID CHANNEL CHAIN 1

UL LLC
12 Laboratory Drive, Research Triangle Park, NC 27709; USA TEL:(919)549-1400
This report shall not be reproduced except in full, without the written approval of UL LLC

2TX CHAIN 0 + CHAIN 1 CDD OFDMA MODE: 52T – STANDARD POWER

Test Engineer:	85502, 104463/85502
Test Date:	2024/10/01

Bandwidth, Antenna Gain and Limits

Channel	Frequency (MHz)	Directional Gain for Power (dBi)	Directional Gain for PSD (dBi)	e.i.r.p. Power Limit (dBm)	PSD Limit (dBm)
Low	6535	8.20	11.21	30.00	17.00
Mid	6715	8.20	11.21	30.00	17.00
High	6855	8.20	11.21	30.00	17.00

Duty Cycle CF (dB)	0.00	**Included in Calculations of Corr'd PSD**

Output Power Results

Channel	Frequency (MHz)	Chain 0 Meas Power (dBm)	Chain 1 Meas Power (dBm)	Total Corr'd EIRP (dBm)	Power Limit EIRP (dBm)	Power Margin (dB)
Low	6535	8.28	8.85	19.78	30.00	-10.22
Mid	6715	8.94	8.51	19.94	30.00	-10.06
High	6855	8.92	8.86	20.10	30.00	-9.90

PSD Results

Channel	Frequency (MHz)	Chain 0 Meas PSD (dBm)	Chain 1 Meas PSD (dBm)	Total Corr'd EIRP PSD (dBm)	PSD Limit EIRP (dBm)	PSD Margin (dB)
Low	6535	1.09	0.43	14.99	17.00	-2.01
Mid	6715	1.60	1.53	15.79	17.00	-1.21
High	6855	0.55	-0.35	14.35	17.00	-2.65

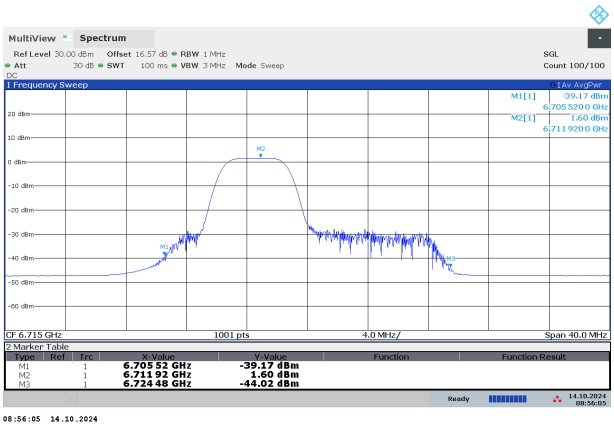

MID CHANNEL CHAIN 0

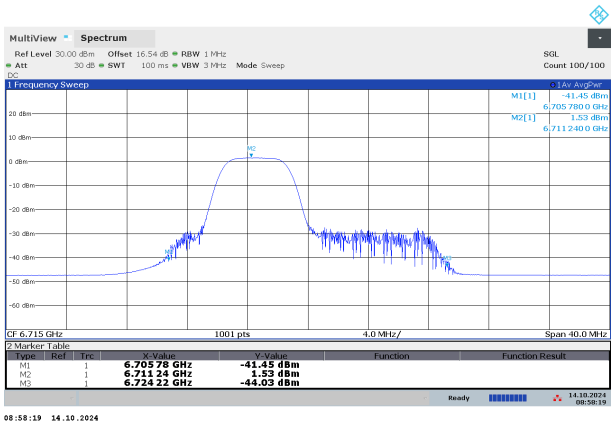

MID CHANNEL CHAIN 1

UL LLC
12 Laboratory Drive, Research Triangle Park, NC 27709; USA TEL:(919)549-1400
This report shall not be reproduced except in full, without the written approval of UL LLC

2TX CHAIN 0 + CHAIN 1 CDD OFDMA MODE: 52T – LOW POWER INDOOR

Test Engineer:	104463/85502,84740
Test Date:	10/1/2024, 10/17/2024

Bandwidth, Antenna Gain and Limits

Channel	Frequency (MHz)	Directional Gain for Power (dBi)	Directional Gain for PSD (dBi)	e.i.r.p. Power Limit (dBm)	PSD Limit (dBm)
Low	6535	8.20	11.21	24.00	-1.00
Mid	6715	8.20	11.21	24.00	-1.00
High	6855	8.20	11.21	24.00	-1.00

Duty Cycle CF (dB)	0.00	**Included in Calculations of Corr'd PSD**

Output Power Results

Channel	Frequency (MHz)	Chain 0 Meas Power (dBm)	Chain 1 Meas Power (dBm)	Total Corr'd EIRP (dBm)	Power Limit EIRP (dBm)	Power Margin (dB)
Low	6535	-8.76	-9.64	2.03	24.00	-21.97
Mid	6715	-11.23	-11.22	-0.02	24.00	-24.02
High	6855	-8.89	-9.55	2.00	24.00	-22.00

PSD Results

Channel	Frequency (MHz)	Chain 0 Meas PSD (dBm)	Chain 1 Meas PSD (dBm)	Total Corr'd EIRP PSD (dBm)	PSD Limit EIRP (dBm)	PSD Margin (dB)
Low	6535	-17.82	-17.65	-3.51	-1.00	-2.51
Mid	6715	-16.58	-16.70	-2.42	-1.00	-1.42
High	6855	-18.45	-18.54	-4.27	-1.00	-3.27

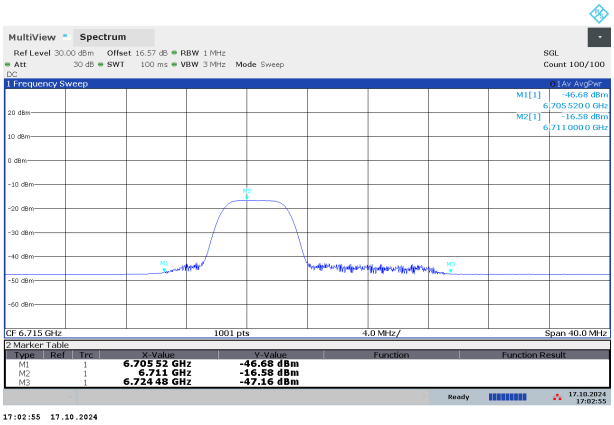

MID CHANNEL CHAIN 0

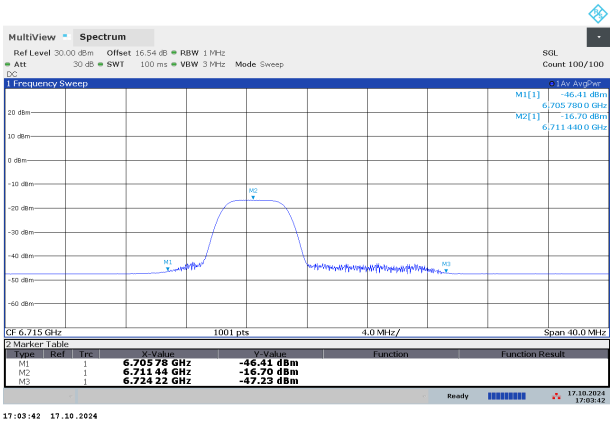

MID CHANNEL CHAIN 1

UL LLC
12 Laboratory Drive, Research Triangle Park, NC 27709; USA TEL:(919)549-1400
This report shall not be reproduced except in full, without the written approval of UL LLC

2TX CHAIN 0 + CHAIN 1 CDD OFDMA MODE: 52T+26T – STANDARD POWER

Test Engineer:	85502, 104463/85502
Test Date:	2024/10/01

Bandwidth, Antenna Gain and Limits

Channel	Frequency (MHz)	Directional Gain for Power (dBi)	Directional Gain for PSD (dBi)	e.i.r.p. Power Limit (dBm)	PSD Limit (dBm)
Low	6535	8.20	11.21	30.00	17.00
Mid	6715	8.20	11.21	30.00	17.00
High	6855	8.20	11.21	30.00	17.00

Duty Cycle CF (dB)	0.00	**Included in Calculations of Corr'd PSD**

Output Power Results

Channel	Frequency (MHz)	Chain 0 Meas Power (dBm)	Chain 1 Meas Power (dBm)	Total Corr'd EIRP (dBm)	Power Limit EIRP (dBm)	Power Margin (dB)
Low	6535	8.61	8.98	20.01	30.00	-9.99
Mid	6715	8.16	7.96	19.27	30.00	-10.73
High	6855	8.86	8.67	19.98	30.00	-10.02

2TX CHAIN 0 + CHAIN 1 CDD OFDMA MODE: 52T+26T – LOW POWER INDOOR

Test Engineer:	85502, 104463/85502
Test Date:	2024/10/01

Bandwidth, Antenna Gain and Limits

Channel	Frequency (MHz)	Directional Gain for Power (dBi)	Directional Gain for PSD (dBi)	e.i.r.p. Power Limit (dBm)	PSD Limit (dBm)
Low	6535	8.20	11.21	24.00	-1.00
Mid	6715	8.20	11.21	24.00	-1.00
High	6855	8.20	11.21	24.00	-1.00

Duty Cycle CF (dB)	0.00	**Included in Calculations of Corr'd PSD**

Output Power Results

Channel	Frequency (MHz)	Chain 0 Meas Power (dBm)	Chain 1 Meas Power (dBm)	Total Corr'd EIRP (dBm)	Power Limit EIRP (dBm)	Power Margin (dB)
Low	6535	-8.71	-9.60	2.08	24.00	-21.92
Mid	6715	-8.65	-8.81	2.48	24.00	-21.52
High	6855	-8.94	-9.57	1.97	24.00	-22.03

UL LLC
12 Laboratory Drive, Research Triangle Park, NC 27709; USA TEL:(919)549-1400
This report shall not be reproduced except in full, without the written approval of UL LLC

2TX CHAIN 0 + CHAIN 1 CDD OFDMA MODE: 106T – STANDARD POWER

Test Engineer:	85502, 104463/85502
Test Date:	2024/10/01

Bandwidth, Antenna Gain and Limits

Channel	Frequency (MHz)	Directional Gain for Power (dBi)	Directional Gain for PSD (dBi)	e.i.r.p. Power Limit (dBm)	PSD Limit (dBm)
Low	6535	8.20	11.21	30.00	17.00
Mid	6715	8.20	11.21	30.00	17.00
High	6855	8.20	11.21	30.00	17.00

Duty Cycle CF (dB)	0.00	**Included in Calculations of Corr'd PSD**

Output Power Results

Channel	Frequency (MHz)	Chain 0 Meas Power (dBm)	Chain 1 Meas Power (dBm)	Total Corr'd EIRP (dBm)	Power Limit EIRP (dBm)	Power Margin (dB)
Low	6535	11.06	11.49	22.49	30.00	-7.51
Mid	6715	10.71	10.39	21.76	30.00	-8.24
High	6855	11.37	10.99	22.39	30.00	-7.61

PSD Results

Channel	Frequency (MHz)	Chain 0 Meas PSD (dBm)	Chain 1 Meas PSD (dBm)	Total Corr'd EIRP PSD (dBm)	PSD Limit EIRP (dBm)	PSD Margin (dB)
Low	6535	0.04	-0.63	13.94	17.00	-3.06
Mid	6715	0.47	0.35	14.63	17.00	-2.37
High	6855	0.65	-0.18	14.48	17.00	-2.52

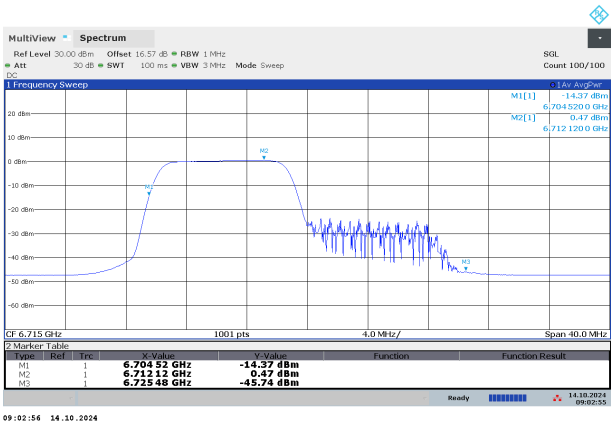

MID CHANNEL CHAIN 0

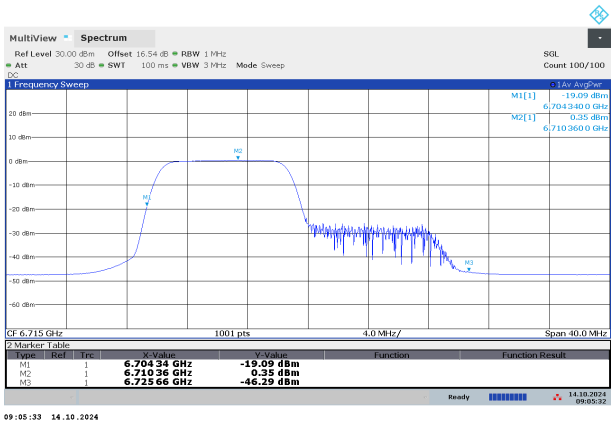

MID CHANNEL CHAIN 1

UL LLC
12 Laboratory Drive, Research Triangle Park, NC 27709; USA TEL:(919)549-1400
This report shall not be reproduced except in full, without the written approval of UL LLC

2TX CHAIN 0 + CHAIN 1 CDD OFDMA MODE: 106T – LOW POWER INDOOR

Test Engineer:	85502, 104463/85502
Test Date:	2024/10/01

Bandwidth, Antenna Gain and Limits

Channel	Frequency (MHz)	Directional Gain for Power (dBi)	Directional Gain for PSD (dBi)	e.i.r.p. Power Limit (dBm)	PSD Limit (dBm)
Low	6535	8.20	11.21	24.00	-1.00
Mid	6715	8.20	11.21	24.00	-1.00
High	6855	8.20	11.21	24.00	-1.00

Duty Cycle CF (dB)	0.00	**Included in Calculations of Corr'd PSD**

Output Power Results

Channel	Frequency (MHz)	Chain 0 Meas Power (dBm)	Chain 1 Meas Power (dBm)	Total Corr'd EIRP (dBm)	Power Limit EIRP (dBm)	Power Margin (dB)
Low	6535	-6.68	-7.57	4.11	24.00	-19.89
Mid	6715	-6.64	-6.79	4.50	24.00	-19.50
High	6855	-6.86	-7.50	4.04	24.00	-19.96

PSD Results

Channel	Frequency (MHz)	Chain 0 Meas PSD (dBm)	Chain 1 Meas PSD (dBm)	Total Corr'd EIRP PSD (dBm)	PSD Limit EIRP (dBm)	PSD Margin (dB)
Low	6535	-18.76	-18.42	-4.36	-1.00	-3.36
Mid	6715	-16.54	-16.69	-2.39	-1.00	-1.39
High	6855	-19.48	-19.56	-5.30	-1.00	-4.30

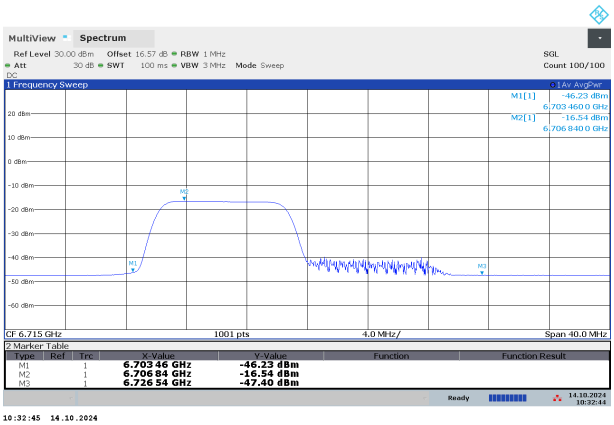

MID CHANNEL CHAIN 0

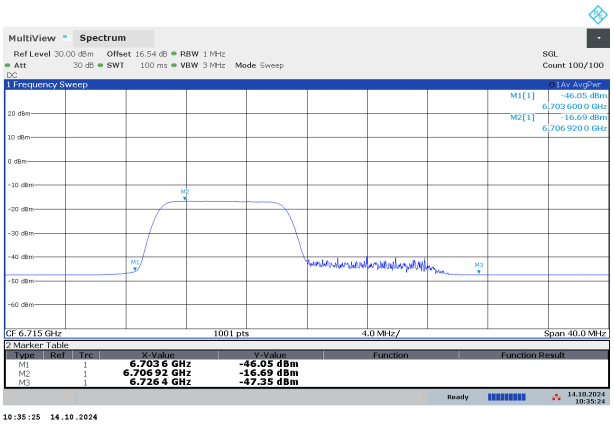

MID CHANNEL CHAIN 1

UL LLC
12 Laboratory Drive, Research Triangle Park, NC 27709; USA TEL:(919)549-1400
This report shall not be reproduced except in full, without the written approval of UL LLC

2TX CHAIN 0 + CHAIN 1 CDD OFDMA MODE: 106T+26T – STANDARD POWER

Test Engineer:	85502, 104463/85502
Test Date:	2024/10/01

Bandwidth, Antenna Gain and Limits

Channel	Frequency (MHz)	Directional Gain for Power (dBi)	Directional Gain for PSD (dBi)	e.i.r.p. Power Limit (dBm)	PSD Limit (dBm)
Low	6535	8.20	11.21	30.00	17.00
Mid	6715	8.20	11.21	30.00	17.00
High	6855	8.20	11.21	30.00	17.00

Duty Cycle CF (dB)	0.00	**Included in Calculations of Corr'd PSD**

Output Power Results

Channel	Frequency (MHz)	Chain 0 Meas Power (dBm)	Chain 1 Meas Power (dBm)	Total Corr'd EIRP (dBm)	Power Limit EIRP (dBm)	Power Margin (dB)
Low	6535	11.09	11.49	22.50	30.00	-7.50
Mid	6715	10.79	10.36	21.79	30.00	-8.21
High	6855	11.33	11.08	22.42	30.00	-7.58

2TX CHAIN 0 + CHAIN 1 CDD OFDMA MODE: 106T+26T – LOW POWER INDOOR

Test Engineer:	85502, 104463/85502
Test Date:	2024/10/01

Bandwidth, Antenna Gain and Limits

Channel	Frequency (MHz)	Directional Gain for Power (dBi)	Directional Gain for PSD (dBi)	e.i.r.p. Power Limit (dBm)	PSD Limit (dBm)
Low	6535	8.20	11.21	24.00	-1.00
Mid	6695	8.20	11.21	24.00	-1.00
High	6855	8.20	11.21	24.00	-1.00

Duty Cycle CF (dB)	0.00	**Included in Calculations of Corr'd PSD**

Output Power Results

Channel	Frequency (MHz)	Chain 0 Meas Power (dBm)	Chain 1 Meas Power (dBm)	Total Corr'd EIRP (dBm)	Power Limit EIRP (dBm)	Power Margin (dB)
Low	6535	-6.71	-7.60	4.08	24.00	-19.92
Mid	6695	-6.63	-6.80	4.50	24.00	-19.50
High	6855	-6.91	-7.56	3.99	24.00	-20.01

UL LLC
12 Laboratory Drive, Research Triangle Park, NC 27709; USA TEL:(919)549-1400
This report shall not be reproduced except in full, without the written approval of UL LLC