4272/4274(0~) 2004.5.28 10:19 AM페이지51

DAEWOO ELECTRONICS

PLASMA DISPLAY

USER'S MANUAL

DPN-4274NHS



Proper use guarantees product life.

Before using the product, be advised that you read this owner's manual well and try to operate it.



CAUTION

RISK OF ELECTRIC SHOCK
DO NOT OPEN



CAUTION

RISK OF ELECTRIC SHOCK
DO NOT OPEN

**CAUTION: TO REDUCE THE RISK OF ELECTRIC SHOCK,
DO NOT REMOVE COVER (OR BACK).
NO USER-SERVICEABLE PARTS INSIDE.
REFER SERVICING TO QUALIFIED SERVICE
PERSONNEL.**

This symbol is Intended to alert the user to the presence of uninsulated “dangerous voltage” within the product’s enclosure that may be of sufficient magnitude to constitute a risk of electric shock to parsons.

The symbol is intended to alert the user to the presence of important operating and maintenance(servicing) instructions in the literature accompanying the appliance.

WARNING:

TO REDUCE THE RISK OF FIRE OR ELECTRIC SHOCK, DO NOT EXPOSE THIS PRODUCT TO RAIN OR MOISTURE.

CAUTION:

TO PREVENT ELECTRIC SHOCK, MATCH WIDE BLADE OF PLUG TO WIDE SLOT, FULLY INSERT.

Important Safety Instructions

1. Read these instructions.
2. Keep these instructions.
3. Heed all warnings.
4. Follow all instructions.
5. Do not use this apparatus near water.
6. Clean only with a damp cloth.
7. Do not block any of the ventilation openings. Install in accordance with the manufacturer's instructions.
8. Do not install near any heat sources such as radiators, heat registers, stoves, or other apparatus (including amplifiers) that produce heat.
9. Do not defeat the safety purpose of the polarized or grounding type plug. A polarized plug has two blades with one wider than the other. A grounding type plug has two blades and a third grounding prong. The wide blade or the third prong is provided for your safety. When the provided plug does not fit into your outlet, consult an electrician for replacement of the obsolete outlet.
10. Protect the power cord from being walked on or pinched particularly at plugs, convenience receptacles, and the point where they exit from the apparatus.
11. Only use the attachments/accessories specified by the manufacturer.
12. Use only with a cart, stand, tripod, bracket, or table specified by the manufacturer, or sold with the apparatus. When a cart is used, use caution when moving the cart/apparatus combination to avoid injury from tip-over.



13. Unplug this apparatus during lightning storms or when unused for long periods of time.
14. Refer all servicing to qualified service personnel. Servicing is required when the apparatus has been damaged in any way, such as power supply cord or plug is damaged, liquid has been spilled or objects have fallen into the apparatus, the apparatus has been exposed to rain or moisture, does not operate normally, or has been dropped.

Features

• 42” VGA wide Plasma Panel

• Built in Analog Tuner

PDP has the analog tuner inside for watching terrestrial broadcasting without purchasing of the separated broadcasting receiver.

• DVD Direct Connection / Outstanding Picture Quality Digital Broadcasts Receive

DVD can be directly connected to the unit so that you can view clear digital images. You can enjoy even higher quality images by connecting digital broadcasting receiver with which digital broadcasts can be viewed.

• PC Direct Connection

PC can be connected to the PDP without a separate device and can be used as a monitor making it ideal for presentation, various events and exhibitions.

• 160° Wide-Angle Viewing Area

• Flat Panel with No Distortion and Color Blurring

Since Plasma Monitor has no problems such as distortion, blurring, flickering unlike existing CRT type displays you can enjoy Home Theater with super speaker.

• Various Video Control

- 11 Languages OSD - 20 Step screen zooming function - Full-screen still function
- Various aspect ratio (16:9, Panorama, Normal, Enlarge LB, Enlarge LBS)

• Worldwide : NTSC, PAL, SECAM / Free Volt (100-240V~, 50/60Hz)

• DVI (Digital Visual Interface) Connection

When connection to PC, you can receive DVI digital signal as well as former analog signal by using DVI input and D-Sub input. Furthermore, using the DVI Input, you can receive directly a digital signal of the computer. Consequently, pictures on the screen is much more clear and fresh.

• CCF(Capsulated color filter) Technology for natural color

CCF Technology makes the screen more clear by controlling of the brightness among three different color filters.

This Owner’s Manual presents safety precautions and how to use the product.
After reading it thoroughly, use the product safely.
Keep this manual where the user can see it easily.

Failure to comply with warnings and cautions for the safe use of electric appliances may cause fire or human injury.

FCC RF INTERFERENCE STATEMENT

NOTE :

This equipment has been tested and found to comply with the limits for a Class B digital device, pursuant to Part 15 of the FCC Rules. These limits are designed to provide reasonable protection against harmful interference in a residential installation.

This equipment generates, uses and can radiate radio frequency energy and, if not installed and used in accordance with the instructions, may cause interference to radio communications. However, there is no guarantee that interference will not occur in a particular installation.

If this equipment does cause interference to radio or television reception which can be determined by turning the equipment off and on, the user is encouraged to try to correct the interference by one or more of the following measures.

- Reorient or relocate the receiving antenna.
- Increase the separation between the equipment and receiver.
- Connect the equipment into an outlet on a circuit different from that to which the receiver is connected.
- Consult authorized service centers for help.
- Only shielded interface cable should be used.

Finally, any changes or modifications to the equipment by the user not expressly approved by the grantee or manufacturer could void the users authority to operate such equipment,

Safety Precautions

Always obey all safety messages.

- All the safety and operating instructions should be read before the product is operated. If anything strange happens, unplug this product from the wall outlet.
- Do not disassemble or replace any parts of the monitor. Refer to a qualified service personnel for repair.

⚠WARNING

You can be dead or seriously injured if you do not follow instructions.

Power

During a lightning storm, or when it is left unattended and unused for a long period of time, unplug it from the wall outlet.

It can result in fire.



When unplugging your monitor, always grip plug firmly and pull straight out from the receptacle.

It can result in fire or electric shock due to damaged power cord.

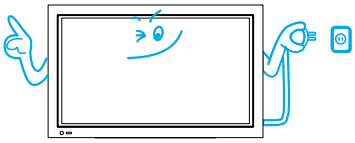

This product must be properly grounded.

- Improper grounding may cause malfunction or electric shock.
- When proper grounding is not possible, install circuit breaker.
- Do not ground to gas pipe, water pipe, lightning rod, or telephone line.

During a lightning storm, unplug the monitor from the wall outlet, and do not touch the antenna.

It can cause fire or electric shock.



Installation

Do not use this product in the neighborhood of a bath or shower.

It can result in electric shock or fire.

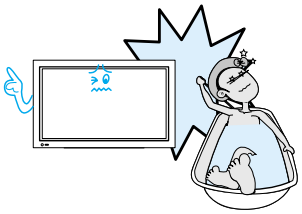

Do not place this monitor on an unstable cart, stand, or table

It may cause the product and cart to overturn, damaging equipment or causing possible injury.





While Using Monitor

Do not open cover (or back) because high voltage is present within the monitor's enclosure.

It may cause electric shock.

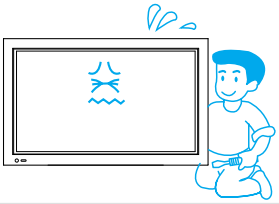

Never push any kind of objects into this product through openings at the back of monitor.

It may cause fire or electric shock.

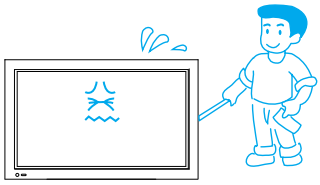

No objects filled with liquids, such as vases, shall be placed on the monitor.

Spilled liquids may cause electric shock or fire.



Do not allow children to play or hang on the monitor.

These actions may tip it over, causing personal injury.

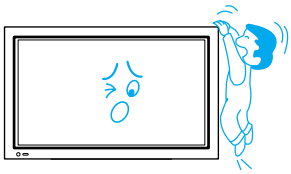

Do not place candle or lighted cigarette on the monitor.

If these fall into the inside of the monitor, it may cause fire or explosion.

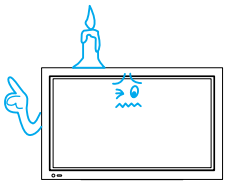

Do not disassemble batteries, and do not allow children to swallow them.

Heavy metal may contaminate environment, and can be harmful or detrimental to human health. (When children swallow the batteries, go to hospital and consult with a doctor.)
Batteries could explode if aligned incorrectly. Align the batteries according to the (+) and (-) indication inside the case.

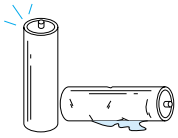

Do not spray water to the monitor or wipe with damp cloth.

It may cause electric shock or fire.



Unplug the monitor from the wall outlet when smoke or strange smell occurs, then refer servicing to a service personnel.

In the case of continuous use, it may cause fire or electric shock.



Safety Precautions

Always obey all safety messages.

- All the safety and operating instructions should be read before the product is operated.

⚠ CAUTION

You can be injured, or this product or any other your property can be damaged if you don't follow instructions.

Power

When moving your monitor, remove the power plug, antenna, and cables, and be sure to move it by more than two people..

Failure to follow this instruction can result in electric shock or personal injury.

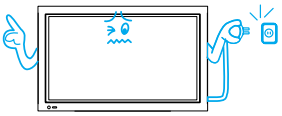

Do not touch the power plug with wet hands when plugging or unplugging.

It can result in a risk of electric shock.



Installation

Do not install where there is oil, smog, moist, or dust

It may cause malfunction.

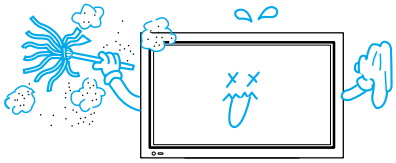

Do not install the product where it will be exposed to the direct sunlight, and the product should not be near heat sources such as radiators, stoves, etc.

It may cause malfunction.



For proper ventilation, separate the product from the wall, and keep a distance of more than 10cm (4").

Due to the increase of temperature inside the Monitor, it may cause fire.

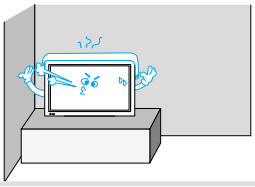

Do not place the monitor where ventilation is not ensured.

Due to the increase of temperature inside the Monitor, it may cause fire.

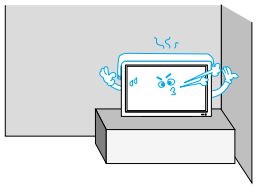

If you wish to install this product on the wall or ceiling, refer to the professional.

Failure to do so may cause damage to product and injury to human.

When using an outside antenna system, do not install it in the vicinity of overhead power lines.

When antenna touches such power lines, it may cause electric shock.

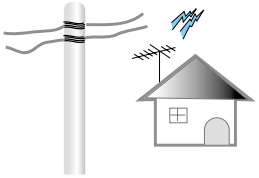



During Use

The plasma display panel consists of fine cells. Although the panels are produced with more than 99.9 percent active cells, there may be some cells that do not produce light or remain lit.

Do not wipe the monitor using a cloth damped with chemicals (benzene, thinner, etc.).

Monitor appearance may be marred. (Unplug the power plug and wipe with soft cloth.)

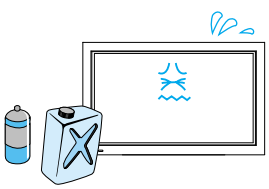

Do not place heavy objects or heat sources on the power cord.

It may damage the power cord, causing fire or electric shock.



Do not allow a still picture to be displayed for an extended period, as this can cause a permanent ghost image to remain on the Wide Plasma Display.

Examples of still pictures include logos, video games, computer images, teletext and images displayed in 4:3 mode.

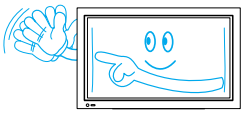

Warranty does not cover any damage caused by image retention.

Do not place any object or cover on the monitor.

In an event of improper ventilation, the monitor will be overheated causing fire.

When watching the TV, the distance between the Monitor screen and your eye should be as 5~7 times as the diagonal distance of the Monitor.

Watching the TV for a long time may hurt your eye sight.

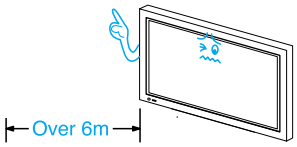

When cleaning of the inside of the monitor is required, consult to the qualified service personnel.

When the monitor is not cleaned for a long period of time, dust in it may cause fire or malfunction.

When the monitor is placed on a cart or table, the front side of the Monitor should not project outward.

Unbalance may cause the monitor to drop, resulting in personal injury or equipment malfunction and damage.



Do not grip speakers when moving the monitor attached with speakers.

When moving the monitor while gripping speakers, speakers may be fallen away from the monitor due to its weight, causing personal injury.



Checking Accessories

Note

Check to be sure that the following items are packed with your Plasma panel.

Supplied Accessories

Remote Control 1 UNIT

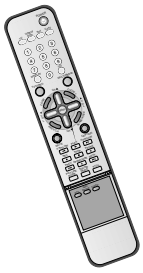

Audio Cable 1 UNIT

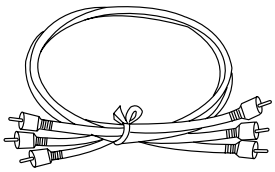

Coaxial Cable 1 UNIT



A/V Cable 2 UNITS

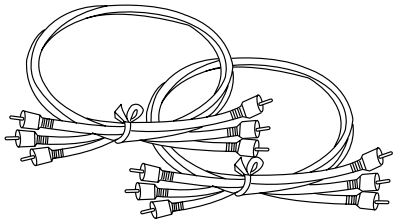

AC Cable 1 UNIT