INTERIOR PHOTOGRAPHS OF A 2.4 GHZ MICROWAVE ID SYSTEM, BRAND NEDAP, MODEL TRANS-IT XS AND TRANS-IT.

FCC listed : 90828
Industry Canada : IC3501

TNO Electronic Products & Services (EPS) B.V.
P.O. Box 15
9822 ZG Niekerk (NL)
Smidshornerweg 18
9822 TL Niekerk (NL)

Telephone: +31 594 505005
Telefax: +31 594 504804

E-mail: info@eps.tno.nl

Description of test item

Test item	:	2.4 GHz Microwave ID System
Manufacturer	:	N.V. Nederlandsche Apparatenfabriek "Nedap"
Brand	:	Nedap
Model	:	TRANS-IT (series) and TRANS-IT XS (specific)
Serial numbers	:	P909.0003
Revision	:	n.a.
Receipt number	:	1
Receipt date	:	July 5, 2002

Applicant information

Applicant's representative	:	Mr. J.A.M. Hulshof
Company	:	N.V. Nederlandsche Apparatenfabriek "Nedap"
Address	:	Parallelweg 2
Postal code	:	7141 DC
City	:	GROENLO
PO-box	:	6
Postal code	:	7140 AA
City	:	GROENLO
Country	:	The Netherlands
Telephone number	:	+31 544 471 162
Telefax number	:	+31 544 463 475

Information on EUT box

Manufacturer on box	:	IDEAS, N.V. Nederlandsche Apparatenfabriek "Nedap"
Address on box	:	Parallelweg 2e
Postal code	:	NL-7141 DC Groenlo
PO-box	:	103
Postal code	:	NL-7140 AC Groenlo
Country	:	The Netherlands

This report is in conformity with NEN-EN-ISO/IEC 17025.
This report shall not be reproduced, except in full, without the written permission of TNO Electronic Products & Services (EPS) B.V.
The test results relate only to the item(s) tested.

Table of contents

1 Interior photographs. 4
1.1 Trans-IT XS open. 4
1.2 Top view PCB transceiver (with shielding). 5
1.3 Top view PCB transceiver (without shielding) 6
1.4 Transceiver cover front of bottom view PCB transceiver. 7
1.5 Transceiver cover back of bottom view PCB transceiver. 8
1.6 Bottom view PCB transceiver. 9
1.7 Top view PCB of PS-270. 10
1.8 Side view PCB of PS-270. 11
1.9 Back view PCB of PS-270. 12
1.10 Top view PCB of NX500. 13
1.11 Back view PCB of NX-500. 14

1 Interior photographs.

1.1 Trans-IT XS open.

1.2 Top view PCB transceiver (with shielding).



1.3 Top view PCB transceiver (without shielding)



1.4 Transceiver cover front of bottom view PCB transceiver.

1.5 Transceiver cover back of bottom view PCB transceiver.



1.6 Bottom view PCB transceiver.



1.7 Top view PCB of PS-270.



1.8 Side view PCB of PS-270.



1.9 Back view PCB of PS-270.



1.10 Top view PCB of NX500.



1.11 Back view PCB of NX-500.