Date/Time: 03/29/04 15:45:57

Test Laboratory: The name of your organization

## 1_EUT Setup Configuration 1

**DUT: Toshiba; Type: PA3374U-1MPC; Serial: N/A**

**Ambient temperature = 25.0 deg. C; Liquid temperature = 24.0 deg. C**
Communication System: 5200 band; Frequency: 5180 MHz;Duty Cycle: 1:1
Medium parameters used (interpolated): f = 5180 MHz; $\sigma$ = 5.41 mho/m; $\varepsilon_r$ = 49.7; $\rho$ = 1000 kg/m$^3$
Phantom section: Flat Section
Measurement Standard: DASY4 (High Precision Assessment)

DASY4 Configuration:

- Probe: ES3DV2 - SN3021; ConvF(1.4, 1.4, 1.4); Calibrated: 7/29/2003
- Sensor-Surface: 3mm (Mechanical Surface Detection)
- Electronics: DAE3 Sn500; Calibrated: 12/23/2003
- Phantom: SAM 2; Type: SAM 2; Serial: 1050
- Measurement SW: DASY4, V4.2 Build 37; Postprocessing SW: SEMCAD, V1.8 Build 109

**Low Ch. (Antenna B)/Area Scan (8x10x1):** Measurement grid: dx=10mm, dy=10mm
Reference Value = 5.21 V/m; Power Drift = 0.18 dB
Maximum value of SAR (measured) = 0.982 mW/g

**Low Ch. (Antenna B)/Zoom Scan (7x7x8)/Cube 0:** Measurement grid: dx=4.3mm, dy=4.3mm, dz=3mm
Reference Value = 5.21 V/m; Power Drift = 0.18 dB
Maximum value of SAR (measured) = 1.32 mW/g
Peak SAR (extrapolated) = 3.53 W/kg
**SAR(1 g) = 0.906 mW/g; SAR(10 g) = 0.304 mW/g**

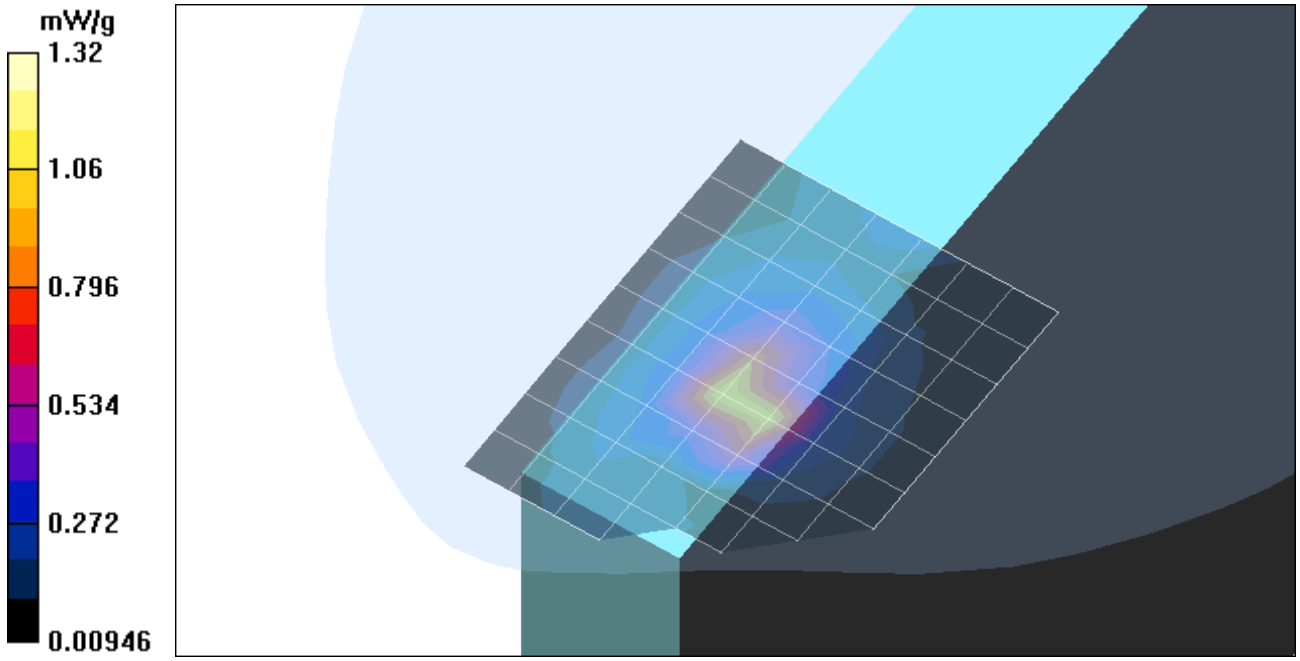

Date/Time: 03/29/04 15:45:57

Test Laboratory: The name of your organization

## 1_EUT Setup Configuration 1

**DUT: Toshiba; Type: PA3374U-1MPC; Serial: N/A**

**Ambient temperature = 25.0 deg. C; Liquid temperature = 24.0 deg. C**
Communication System: 5200 band; Frequency: 5260 MHz;Duty Cycle: 1:1
Medium parameters used (interpolated): f = 5260 MHz; $\sigma$ = 5.57 mho/m; $\varepsilon_r$ = 49.5; $\rho$ = 1000 kg/m$^3$
Phantom section: Flat Section
Measurement Standard: DASY4 (High Precision Assessment)

DASY4 Configuration:

- Probe: ES3DV2 - SN3021; ConvF(1.4, 1.4, 1.4); Calibrated: 7/29/2003
- Sensor-Surface: 3mm (Mechanical Surface Detection)
- Electronics: DAE3 Sn500; Calibrated: 12/23/2003
- Phantom: SAM 2; Type: SAM 2; Serial: 1050
- Measurement SW: DASY4, V4.2 Build 37; Postprocessing SW: SEMCAD, V1.8 Build 109

**Middle Ch. (Antenna B)/Area Scan (8x13x1):** Measurement grid: dx=10mm, dy=10mm
Reference Value = 4.66 V/m; Power Drift = -0.0 dB
Maximum value of SAR (measured) = 1.62 mW/g

**Middle Ch. (Antenna B)/Zoom Scan (7x7x8)/Cube 0:** Measurement grid: dx=4.3mm, dy=4.3mm, dz=3mm
Reference Value = 4.66 V/m; Power Drift = -0.0 dB
Maximum value of SAR (measured) = 1.58 mW/g
Peak SAR (extrapolated) = 4.4 W/kg
**SAR(1 g) = 1.08 mW/g; SAR(10 g) = 0.361 mW/g**

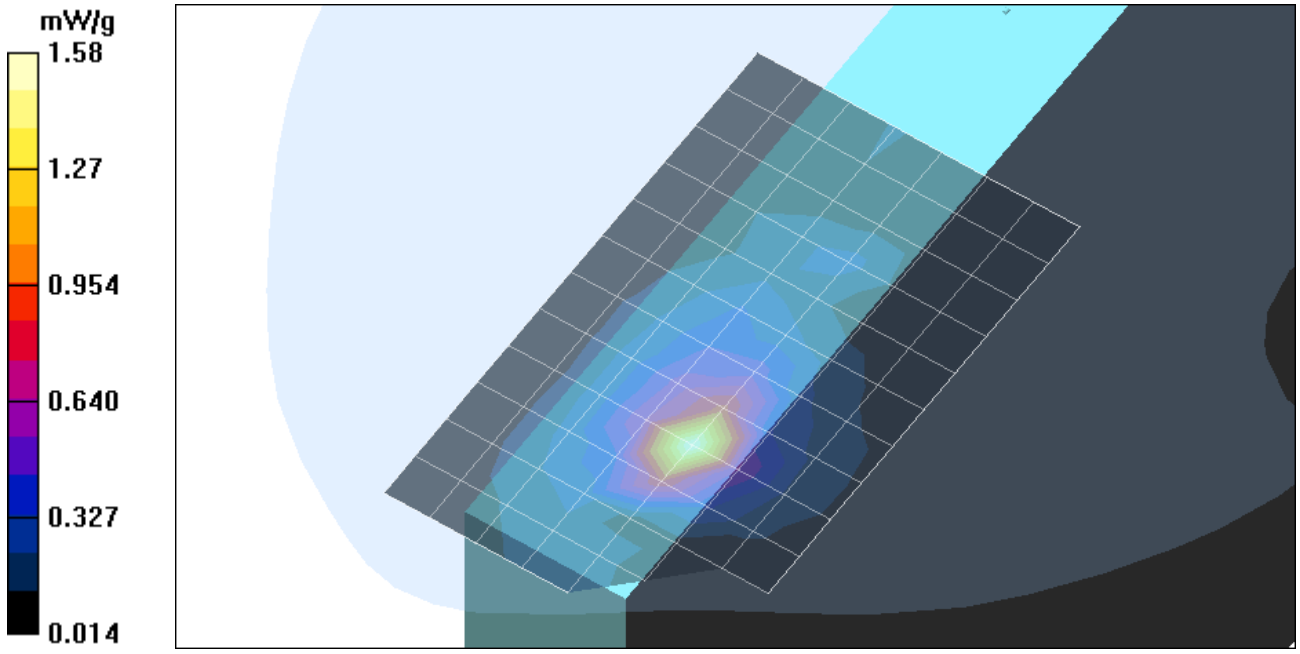

Date/Time: 03/29/04 15:45:57

Test Laboratory: The name of your organization

## 1_EUT Setup Configuration 1

**DUT: Toshiba; Type: PA3374U-1MPC; Serial: N/A**

DASY4 Configuration:

- Probe: ES3DV2 - SN3021; ConvF(1.4, 1.4, 1.4); Calibrated: 7/29/2003
- Sensor-Surface: 0mm (Fix Surface)
- Electronics: DAE3 Sn500; Calibrated: 12/23/2003
- Phantom: SAM 2; Type: SAM 2; Serial: 1050
- Measurement SW: DASY4, V4.2 Build 37; Postprocessing SW: SEMCAD, V1.8 Build 109

**Middle Ch. (Antenna B)/Z Scan (1x1x41):** Measurement grid: dx=20mm, dy=20mm, dz=2.5mm
Reference Value = 4.66 V/m; Power Drift = 0.13 dB
Maximum value of SAR (measured) = 0.750 mW/g

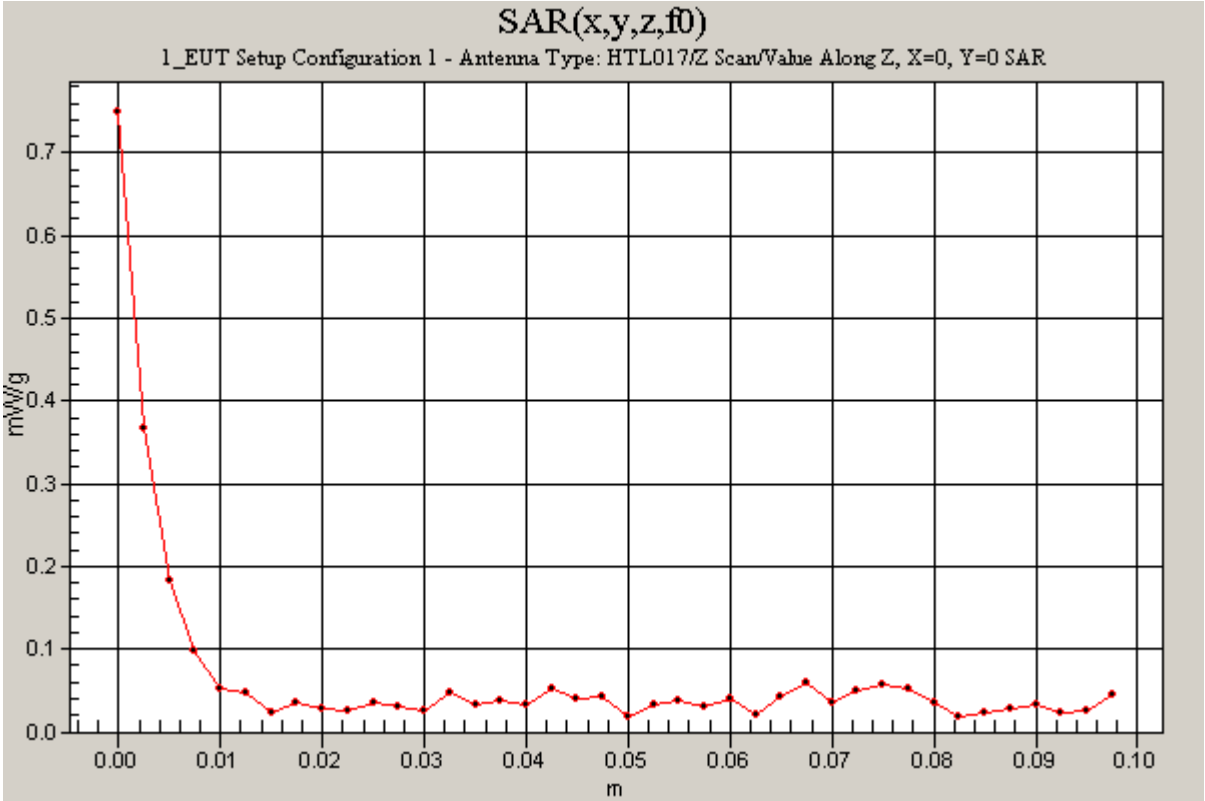

Date/Time: 03/29/04 15:45:57

Test Laboratory: The name of your organization

## 1_EUT Setup Configuration 1

**DUT: Toshiba; Type: PA3374U-1MPC; Serial: N/A**

**Ambient temperature = 25.0 deg. C; Liquid temperature = 24.0 deg. C**
Communication System: 5200 band; Frequency: 5320 MHz;Duty Cycle: 1:1
Medium parameters used (interpolated): f = 5320 MHz; $\sigma$ = 5.62 mho/m; $\varepsilon_r$ = 49.4; $\rho$ = 1000 kg/m$^3$
Phantom section: Flat Section
Measurement Standard: DASY4 (High Precision Assessment)

DASY4 Configuration:

- Probe: ES3DV2 - SN3021; ConvF(1.4, 1.4, 1.4); Calibrated: 7/29/2003
- Sensor-Surface: 3mm (Mechanical Surface Detection)
- Electronics: DAE3 Sn500; Calibrated: 12/23/2003
- Phantom: SAM 2; Type: SAM 2; Serial: 1050
- Measurement SW: DASY4, V4.2 Build 37; Postprocessing SW: SEMCAD, V1.8 Build 109

**High Ch. (Antenna B)/Area Scan (8x10x1):** Measurement grid: dx=10mm, dy=10mm
Reference Value = 3.41 V/m; Power Drift = 0.11 dB
Maximum value of SAR (measured) = 1.17 mW/g

**High Ch. (Antenna B)/Zoom Scan (7x7x8)/Cube 0:** Measurement grid: dx=4.3mm, dy=4.3mm, dz=3mm
Reference Value = 3.41 V/m; Power Drift = 0.11 dB
Maximum value of SAR (measured) = 1.43 mW/g
Peak SAR (extrapolated) = 3.99 W/kg
**SAR(1 g) = 1 mW/g; SAR(10 g) = 0.336 mW/g**.

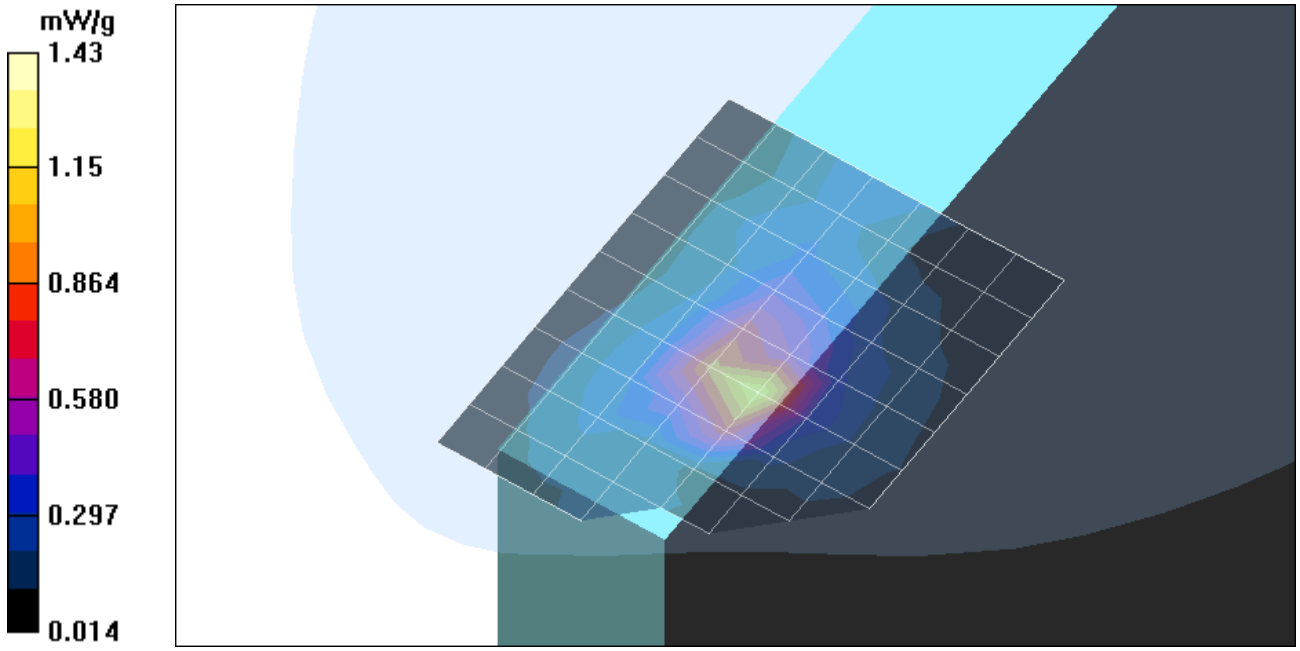

Date/Time: 03/29/04 18:14:46

Test Laboratory: The name of your organization

## 1_EUT Setup Configuration 1_Turbo mode

**DUT: Toshiba; Type: PA3374U-1MPC; Serial: N/A**

**Ambient temperature = 25.0 deg. C; Liquid temperature = 24.0 deg. C**
Communication System: 5200 band; Frequency: 5200 MHz;Duty Cycle: 1:1
Medium parameters used: f = 5200 MHz; $\sigma$ = 5.43 mho/m; $\varepsilon_r$ = 49.7; $\rho$ = 1000 kg/m$^3$
Phantom section: Flat Section
Measurement Standard: DASY4 (High Precision Assessment)

DASY4 Configuration:

- Probe: ES3DV2 - SN3021; ConvF(1.4, 1.4, 1.4); Calibrated: 7/29/2003
- Sensor-Surface: 3mm (Mechanical Surface Detection)
- Electronics: DAE3 Sn500; Calibrated: 12/23/2003
- Phantom: SAM 2; Type: SAM 2; Serial: 1050
- Measurement SW: DASY4, V4.2 Build 37; Postprocessing SW: SEMCAD, V1.8 Build 109

**Turbo mode; Low Ch. (Antenna B)/Area Scan (8x10x1):** Measurement grid: dx=10mm, dy=10mm
Reference Value = 5.11 V/m; Power Drift = 0.12 dB
Maximum value of SAR (measured) = 0.994 mW/g

**Turbo mode; Low Ch. (Antenna B)/Zoom Scan (7x7x8)/Cube 0:** Measurement grid: dx=4.3mm, dy=4.3mm, dz=3mm
Reference Value = 5.11 V/m; Power Drift = 0.12 dB
Maximum value of SAR (measured) = 1.3 mW/g
Peak SAR (extrapolated) = 3.63 W/kg
**SAR(1 g) = 0.924 mW/g; SAR(10 g) = 0.311 mW/g**

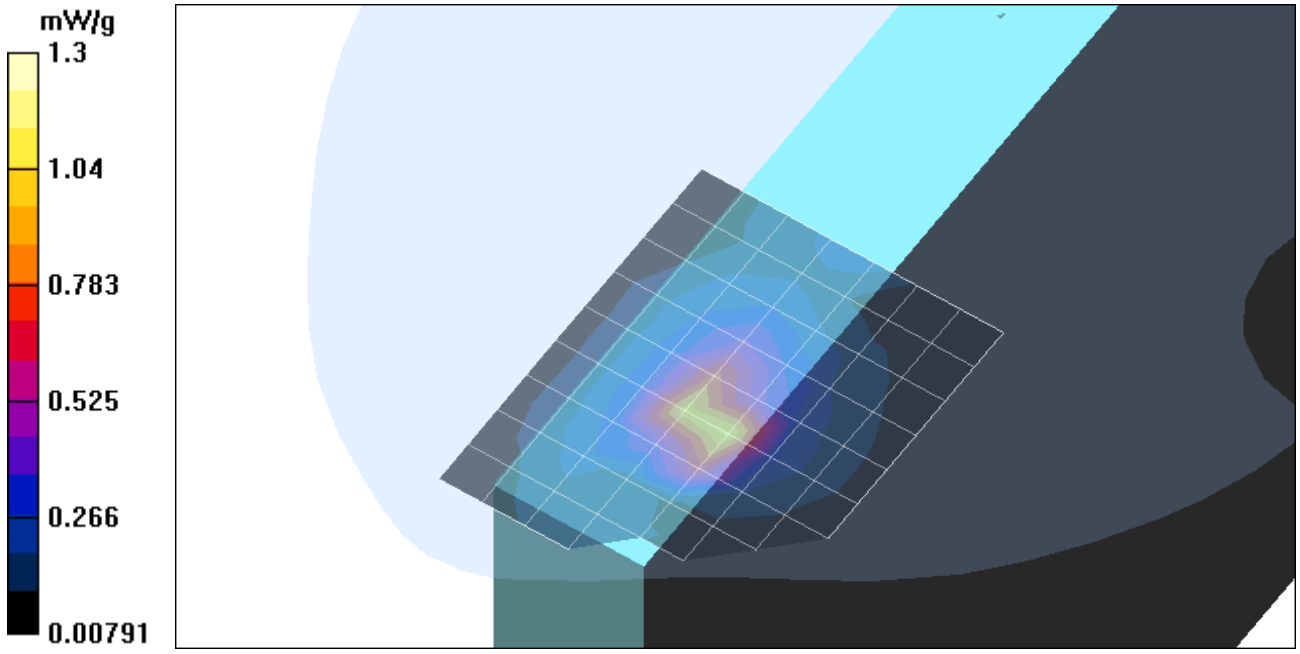

Date/Time: 03/29/04 18:14:46

Test Laboratory: The name of your organization

## 1_EUT Setup Configuration 1_Turbo mode

**DUT: Toshiba; Type: PA3374U-1MPC; Serial: N/A**

**Ambient temperature = 25.0 deg. C; Liquid temperature = 24.0 deg. C**
Communication System: 5200 band; Frequency: 5250 MHz;Duty Cycle: 1:1
Medium parameters used: f = 5250 MHz; $\sigma$ = 5.51 mho/m; $\varepsilon_r$ = 49.5; $\rho$ = 1000 kg/m$^3$
Phantom section: Flat Section
Measurement Standard: DASY4 (High Precision Assessment)

DASY4 Configuration:

- Probe: ES3DV2 - SN3021; ConvF(1.4, 1.4, 1.4); Calibrated: 7/29/2003
- Sensor-Surface: 3mm (Mechanical Surface Detection)
- Electronics: DAE3 Sn500; Calibrated: 12/23/2003
- Phantom: SAM 2; Type: SAM 2; Serial: 1050
- Measurement SW: DASY4, V4.2 Build 37; Postprocessing SW: SEMCAD, V1.8 Build 109

**Turbo mode; Middle Ch. (Antenna B)/Area Scan (8x10x1):** Measurement grid: dx=10mm, dy=10mm
Reference Value = 4.08 V/m; Power Drift = 0.15 dB
Maximum value of SAR (measured) = 1.1 mW/g

**Turbo mode; Middle Ch. (Antenna B)/Zoom Scan (7x7x8)/Cube 0:** Measurement grid: dx=4.3mm, dy=4.3mm, dz=3mm
Reference Value = 4.08 V/m; Power Drift = 0.15 dB
Maximum value of SAR (measured) = 1.39 mW/g
Peak SAR (extrapolated) = 3.72 W/kg
**SAR(1 g) = 0.955 mW/g; SAR(10 g) = 0.322 mW/g**

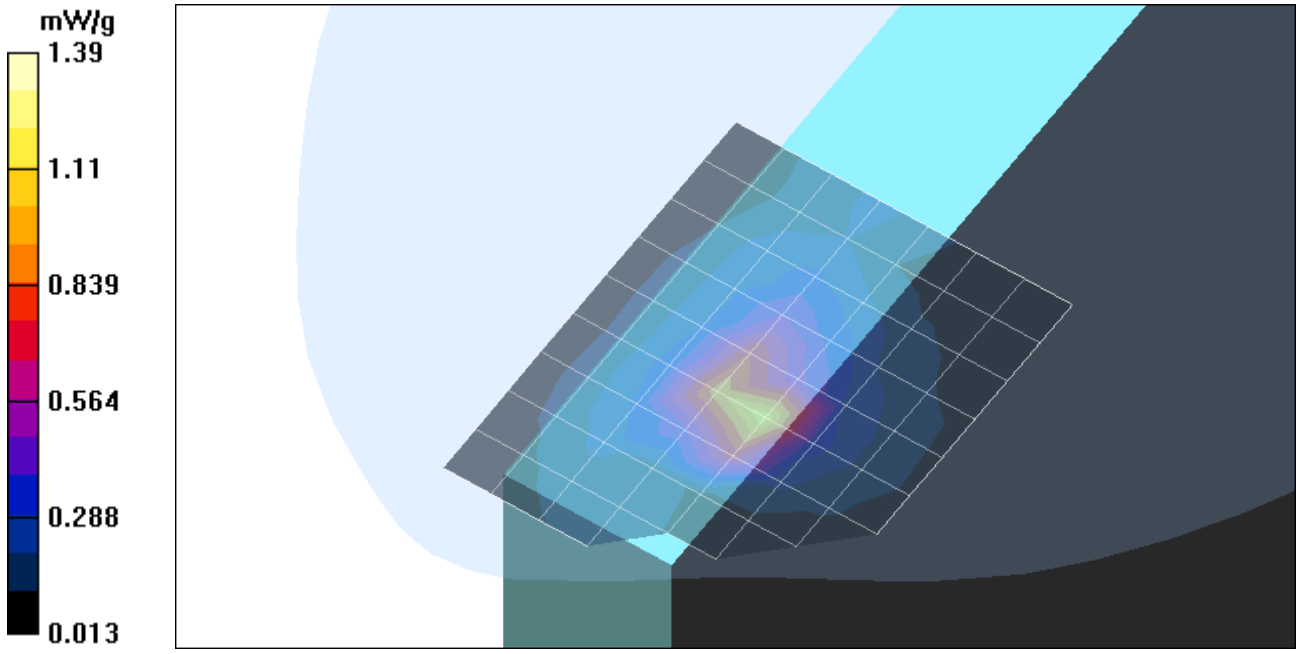

Date/Time: 03/29/04 18:14:46

Test Laboratory: The name of your organization

## 1_EUT Setup Configuration 1_Turbo mode

**DUT: Toshiba; Type: PA3374U-1MPC; Serial: N/A**

DASY4 Configuration:

- Probe: ES3DV2 - SN3021; ConvF(1.4, 1.4, 1.4); Calibrated: 7/29/2003
- Sensor-Surface: 0mm (Fix Surface)
- Electronics: DAE3 Sn500; Calibrated: 12/23/2003
- Phantom: SAM 2; Type: SAM 2; Serial: 1050
- Measurement SW: DASY4, V4.2 Build 37; Postprocessing SW: SEMCAD, V1.8 Build 109

**Turbo mode; Middle Ch. (Antenna B)/Z Scan (1x1x41):** Measurement grid: dx=20mm, dy=20mm, dz=2.5mm
Reference Value = 4.08 V/m; Power Drift = 0.15 dB
Maximum value of SAR (measured) = 0.634 mW/g

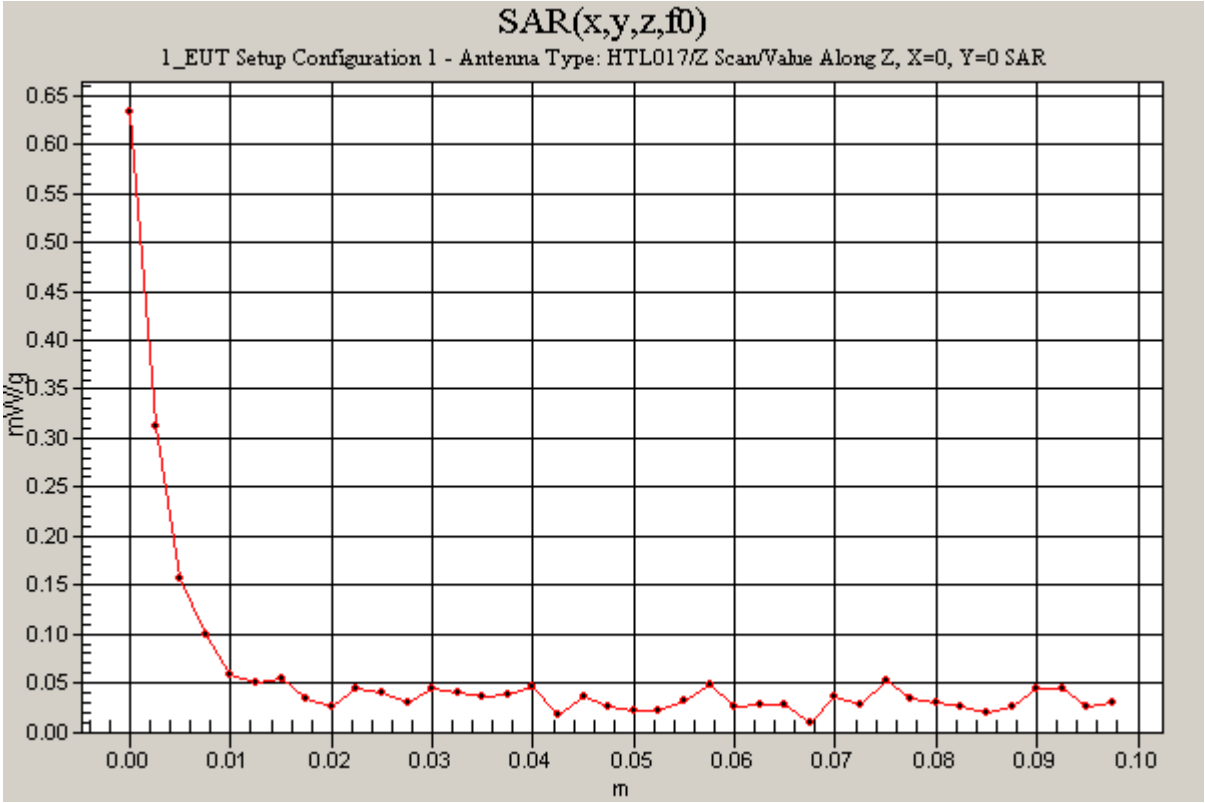

Date/Time: 03/29/04 18:14:46

Test Laboratory: The name of your organization

## 1_EUT Setup Configuration 1_Turbo mode

**DUT: Toshiba; Type: PA3374U-1MPC; Serial: N/A**

**Ambient temperature = 25.0 deg. C; Liquid temperature = 24.0 deg. C**
Communication System: 5200 band; Frequency: 5290 MHz;Duty Cycle: 1:1
Medium parameters used (interpolated): f = 5290 MHz; $\sigma$ = 5.57 mho/m; $\varepsilon_r$ = 49.5; $\rho$ = 1000 kg/m$^3$
Phantom section: Flat Section
Measurement Standard: DASY4 (High Precision Assessment)

DASY4 Configuration:

- Probe: ES3DV2 - SN3021; ConvF(1.4, 1.4, 1.4); Calibrated: 7/29/2003
- Sensor-Surface: 3mm (Mechanical Surface Detection)
- Electronics: DAE3 Sn500; Calibrated: 12/23/2003
- Phantom: SAM 2; Type: SAM 2; Serial: 1050
- Measurement SW: DASY4, V4.2 Build 37; Postprocessing SW: SEMCAD, V1.8 Build 109

**Turbo mode; High Ch. (Antenna B)/Area Scan (8x10x1):** Measurement grid: dx=10mm, dy=10mm
Reference Value = 3.68 V/m; Power Drift = 0.14 dB
Maximum value of SAR (measured) = 1.05 mW/g

**Turbo mode; High Ch. (Antenna B)/Zoom Scan (7x7x8)/Cube 0:** Measurement grid: dx=4.3mm, dy=4.3mm, dz=3mm
Reference Value = 3.68 V/m; Power Drift = 0.14 dB
Maximum value of SAR (measured) = 1.24 mW/g
Peak SAR (extrapolated) = 3.34 W/kg
**SAR(1 g) = 0.875 mW/g; SAR(10 g) = 0.299 mW/g**

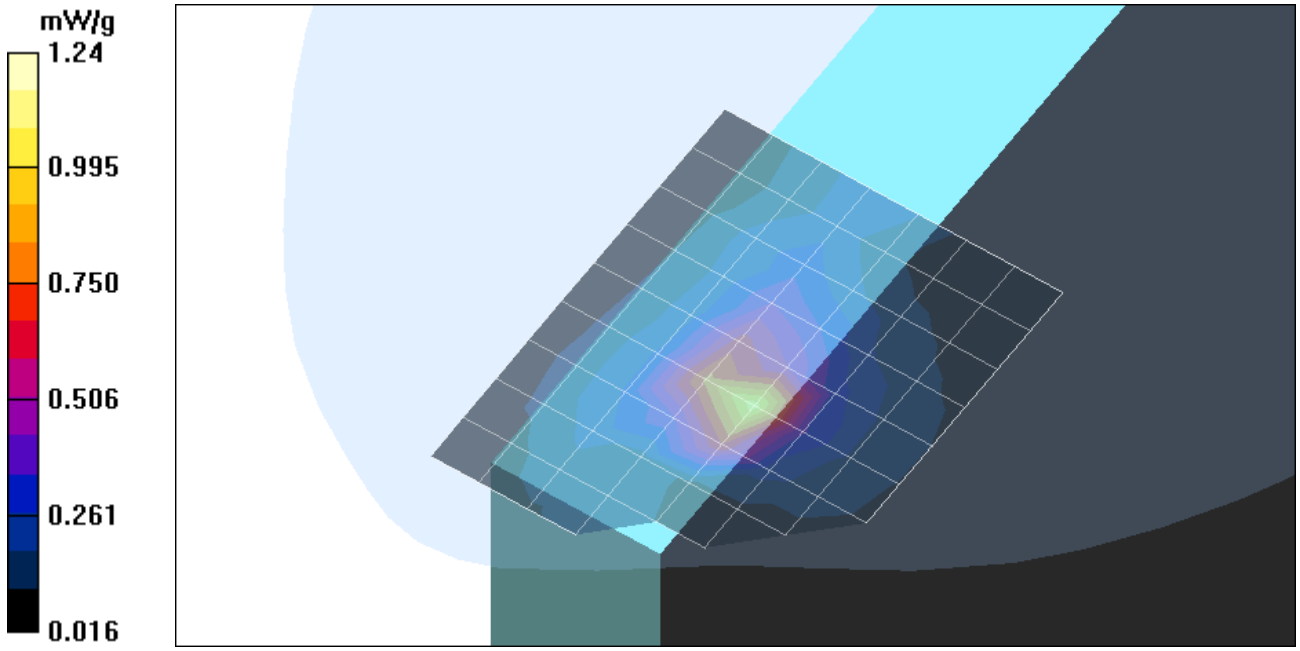

Date/Time: 03/29/04 19:40:33

Test Laboratory: The name of your organization

## 2_EUT Setup Configuration 2_Normal mode

**DUT: Toshiba; Type: PA3374U-1MPC; Serial: N/A**

**Ambient temperature = 25.0 deg. C; Liquid temperature = 24.0 deg. C**
Communication System: 5200 band; Frequency: 5180 MHz;Duty Cycle: 1:1
Medium parameters used (interpolated): f = 5180 MHz; $\sigma$ = 5.41 mho/m; $\varepsilon_r$ = 49.7; $\rho$ = 1000 kg/m$^3$
Phantom section: Flat Section
Measurement Standard: DASY4 (High Precision Assessment)

DASY4 Configuration:

- Probe: ES3DV2 - SN3021; ConvF(1.4, 1.4, 1.4); Calibrated: 7/29/2003
- Sensor-Surface: 3mm (Mechanical Surface Detection)
- Electronics: DAE3 Sn500; Calibrated: 12/23/2003
- Phantom: SAM 2; Type: SAM 2; Serial: 1050
- Measurement SW: DASY4, V4.2 Build 37; Postprocessing SW: SEMCAD, V1.8 Build 109

**Low Ch. (Antenna B)/Area Scan (8x12x1):** Measurement grid: dx=10mm, dy=10mm
Reference Value = 4.21 V/m; Power Drift = 0.13 dB
Maximum value of SAR (measured) = 1.07 mW/g

**Low Ch. (Antenna B)/Zoom Scan (7x7x8)/Cube 0:** Measurement grid: dx=4.3mm, dy=4.3mm, dz=3mm
Reference Value = 4.21 V/m; Power Drift = 0.13 dB
Maximum value of SAR (measured) = 1.29 mW/g
Peak SAR (extrapolated) = 3.45 W/kg
**SAR(1 g) = 0.878 mW/g; SAR(10 g) = 0.289 mW/g**

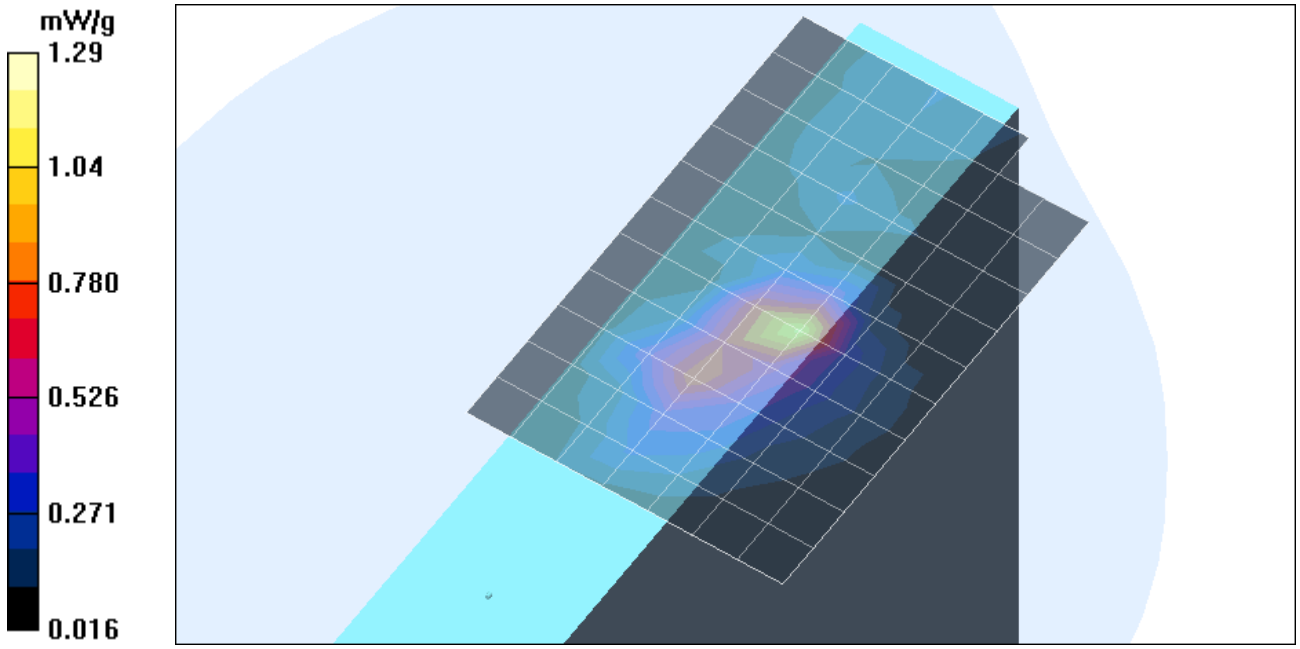

Date/Time: 03/29/04 19:40:33

Test Laboratory: The name of your organization

## 2_EUT Setup Configuration 2_Normal mode

**DUT: Toshiba; Type: PA3374U-1MPC; Serial: N/A**

DASY4 Configuration:

- Probe: ES3DV2 - SN3021; ConvF(1.4, 1.4, 1.4); Calibrated: 7/29/2003
- Sensor-Surface: 0mm (Fix Surface)
- Electronics: DAE3 Sn500; Calibrated: 12/23/2003
- Phantom: SAM 2; Type: SAM 2; Serial: 1050
- Measurement SW: DASY4, V4.2 Build 37; Postprocessing SW: SEMCAD, V1.8 Build 109

**Low Ch. (Antenna B)/Z Scan (1x1x41):** Measurement grid: dx=20mm, dy=20mm, dz=2.5mm
Reference Value = 4.21 V/m; Power Drift = 0.13 dB
Maximum value of SAR (measured) = 0.618 mW/g

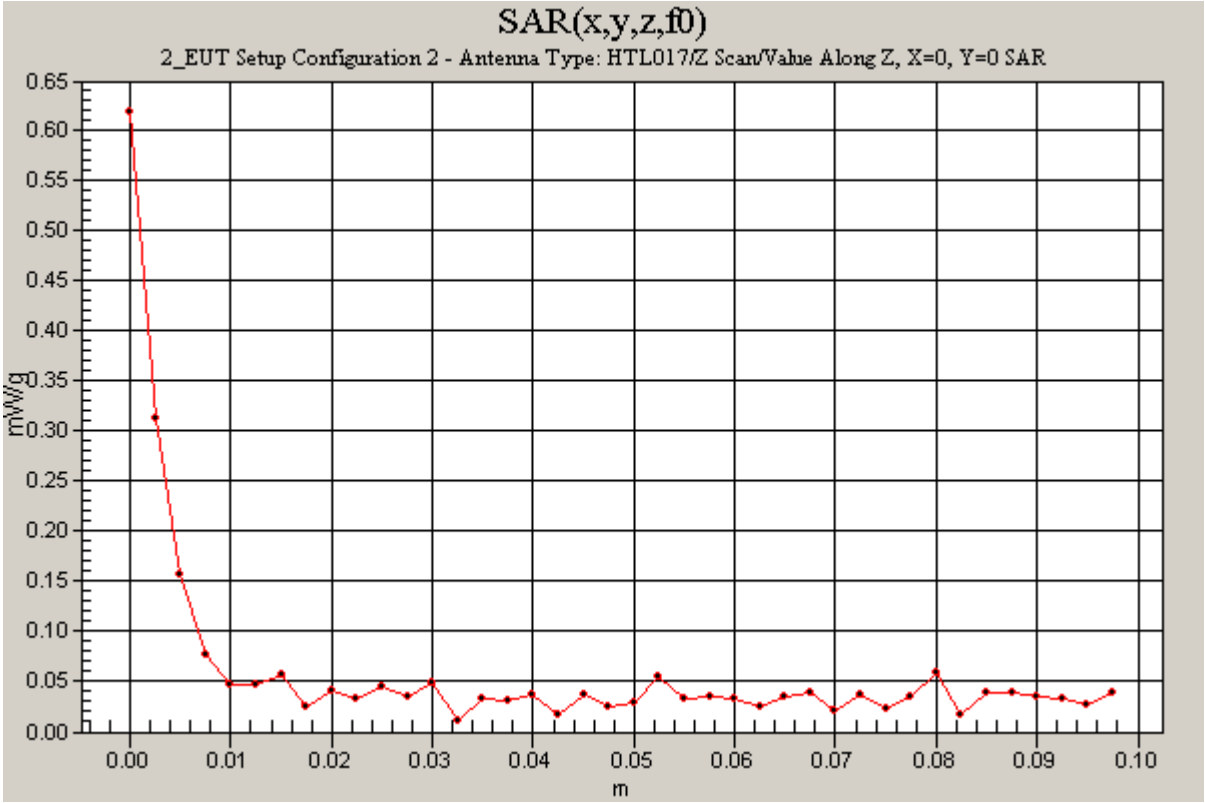

Test Laboratory: The name of your organization

## 2_EUT Setup Configuration 2_Normal mode

**DUT: Toshiba; Type: PA3374U-1MPC; Serial: N/A**

**Ambient temperature =25.0 deg. C; Liquid temperature = 24.0 deg. C**
Communication System: 5200 band; Frequency: 5260 MHz;Duty Cycle: 1:1
Medium parameters used (interpolated): f = 5260 MHz; $\sigma$ = 5.57 mho/m; $\varepsilon_r$ = 49.5; $\rho$ = 1000 kg/m$^3$
Phantom section: Flat Section
Measurement Standard: DASY4 (High Precision Assessment)

DASY4 Configuration:

- Probe: ES3DV2 - SN3021; ConvF(1.4, 1.4, 1.4); Calibrated: 7/29/2003
- Sensor-Surface: 3mm (Mechanical Surface Detection)
- Electronics: DAE3 Sn500; Calibrated: 12/23/2003
- Phantom: SAM 2; Type: SAM 2; Serial: 1050
- Measurement SW: DASY4, V4.2 Build 37; Postprocessing SW: SEMCAD, V1.8 Build 109

**Middle Ch. (Antenna B)/Area Scan (8x11x1):** Measurement grid: dx=10mm, dy=10mm
Reference Value = 4.86 V/m; Power Drift = 0.1 dB
Maximum value of SAR (measured) = 0.833 mW/g

**Middle Ch. (Antenna B)/Zoom Scan (7x7x8)/Cube 0:** Measurement grid: dx=4.3mm, dy=4.3mm, dz=3mm
Reference Value = 4.86 V/m; Power Drift = 0.1 dB
Maximum value of SAR (measured) = 1.05 mW/g
Peak SAR (extrapolated) = 2.77 W/kg
**SAR(1 g) = 0.710 mW/g; SAR(10 g) = 0.251 mW/g**

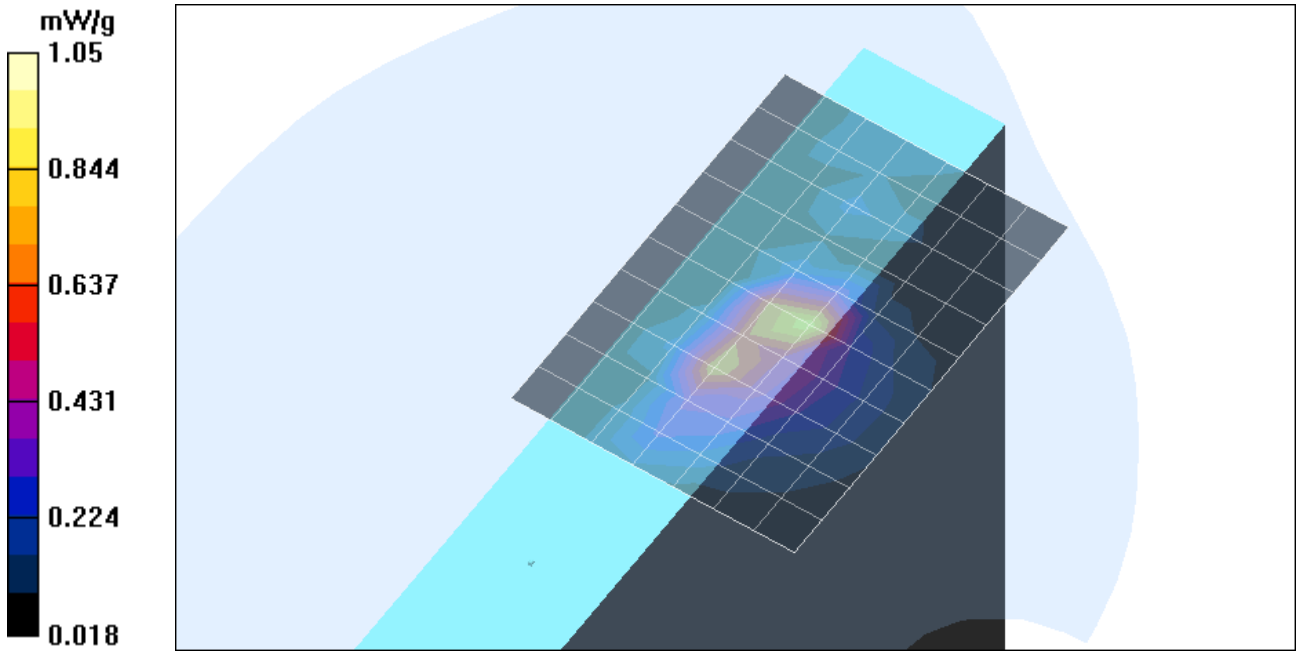

Date/Time: 03/29/04 19:40:33

Test Laboratory: The name of your organization

## 2_EUT Setup Configuration 2_Normal mode

**DUT: Toshiba; Type: PA3374U-1MPC; Serial: N/A**

**Ambient temperature = 25.0 deg. C; Liquid temperature = 24.0 deg. C**
Communication System: 5200 band; Frequency: 5320 MHz;Duty Cycle: 1:1
Medium parameters used (interpolated): f = 5320 MHz; $\sigma$ = 5.62 mho/m; $\varepsilon_r$ = 49.4; $\rho$ = 1000 kg/m$^3$
Phantom section: Flat Section
Measurement Standard: DASY4 (High Precision Assessment)

DASY4 Configuration:

- Probe: ES3DV2 - SN3021; ConvF(1.4, 1.4, 1.4); Calibrated: 7/29/2003
- Sensor-Surface: 3mm (Mechanical Surface Detection)
- Electronics: DAE3 Sn500; Calibrated: 12/23/2003
- Phantom: SAM 2; Type: SAM 2; Serial: 1050
- Measurement SW: DASY4, V4.2 Build 37; Postprocessing SW: SEMCAD, V1.8 Build 109

**High Ch. (Antenna B)/Area Scan (8x11x1):** Measurement grid: dx=10mm, dy=10mm
Reference Value = 4.33 V/m; Power Drift = -0.1 dB
Maximum value of SAR (measured) = 0.682 mW/g

**High Ch. (Antenna B)/Zoom Scan (7x7x8)/Cube 0:** Measurement grid: dx=4.3mm, dy=4.3mm, dz=3mm
Reference Value = 4.33 V/m; Power Drift = -0.1 dB
Maximum value of SAR (measured) = 0.902 mW/g
Peak SAR (extrapolated) = 2.44 W/kg
**SAR(1 g) = 0.602 mW/g; SAR(10 g) = 0.225 mW/g**

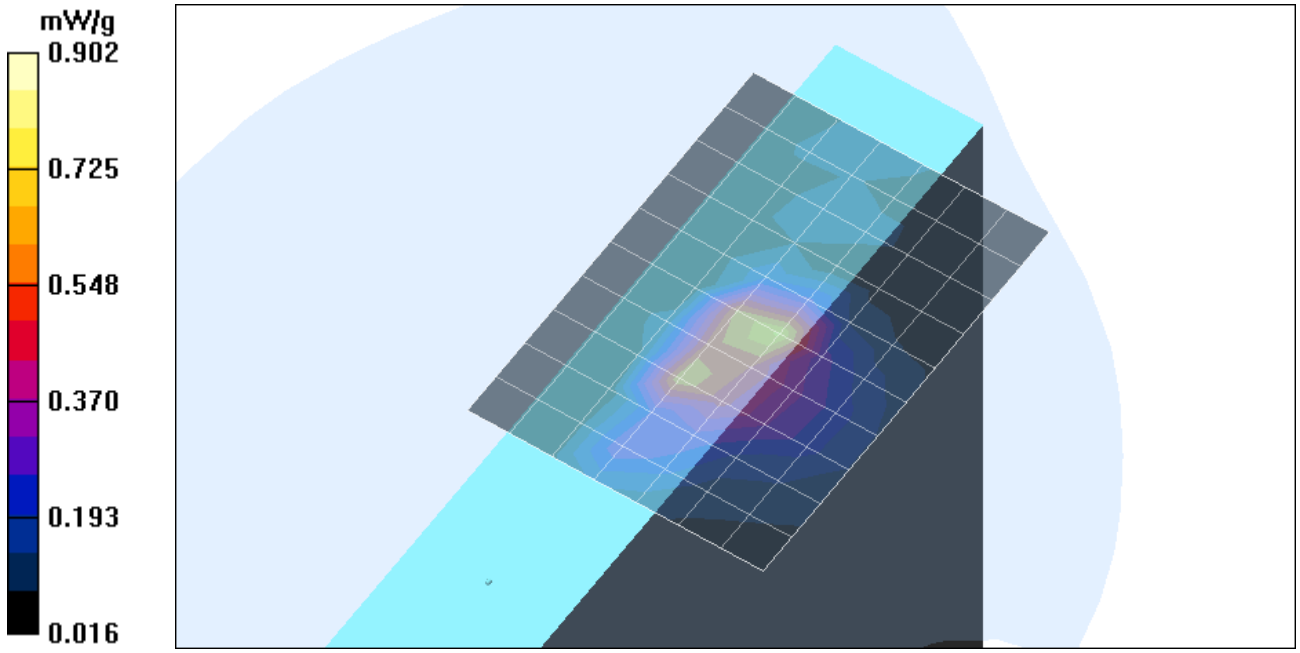

Date/Time: 03/29/04 21:45:43

Test Laboratory: The name of your organization

## 2_EUT Setup Configuration 2_Turbo mode

**DUT: Toshiba; Type: PA3374U-1MPC; Serial: N/A**

**Ambient temperature = 25.0 deg. C; Liquid temperature = 24.0 deg. C**
Communication System: 5200 band; Frequency: 5200 MHz;Duty Cycle: 1:1
Medium parameters used: f = 5200 MHz; $\sigma$ = 5.43 mho/m; $\varepsilon_r$ = 49.7; $\rho$ = 1000 kg/m$^3$
Phantom section: Flat Section
Measurement Standard: DASY4 (High Precision Assessment)

DASY4 Configuration:

- Probe: ES3DV2 - SN3021; ConvF(1.4, 1.4, 1.4); Calibrated: 7/29/2003
- Sensor-Surface: 3mm (Mechanical Surface Detection)
- Electronics: DAE3 Sn500; Calibrated: 12/23/2003
- Phantom: SAM 2; Type: SAM 2; Serial: 1050
- Measurement SW: DASY4, V4.2 Build 37; Postprocessing SW: SEMCAD, V1.8 Build 109

**Turbo mode, Low Ch. (Antenna B)/Area Scan (8x12x1):** Measurement grid: dx=10mm, dy=10mm
Reference Value = 4.58 V/m; Power Drift = 0.13 dB
Maximum value of SAR (measured) = 0.988 mW/g

**Turbo mode, Low Ch. (Antenna B)/Zoom Scan (7x7x8)/Cube 0:** Measurement grid: dx=4.3mm, dy=4.3mm, dz=3mm
Reference Value = 4.58 V/m; Power Drift = 0.13 dB
Maximum value of SAR (measured) = 1.21 mW/g
Peak SAR (extrapolated) = 3.49 W/kg
**SAR(1 g) = 0.877 mW/g; SAR(10 g) = 0.294 mW/g**

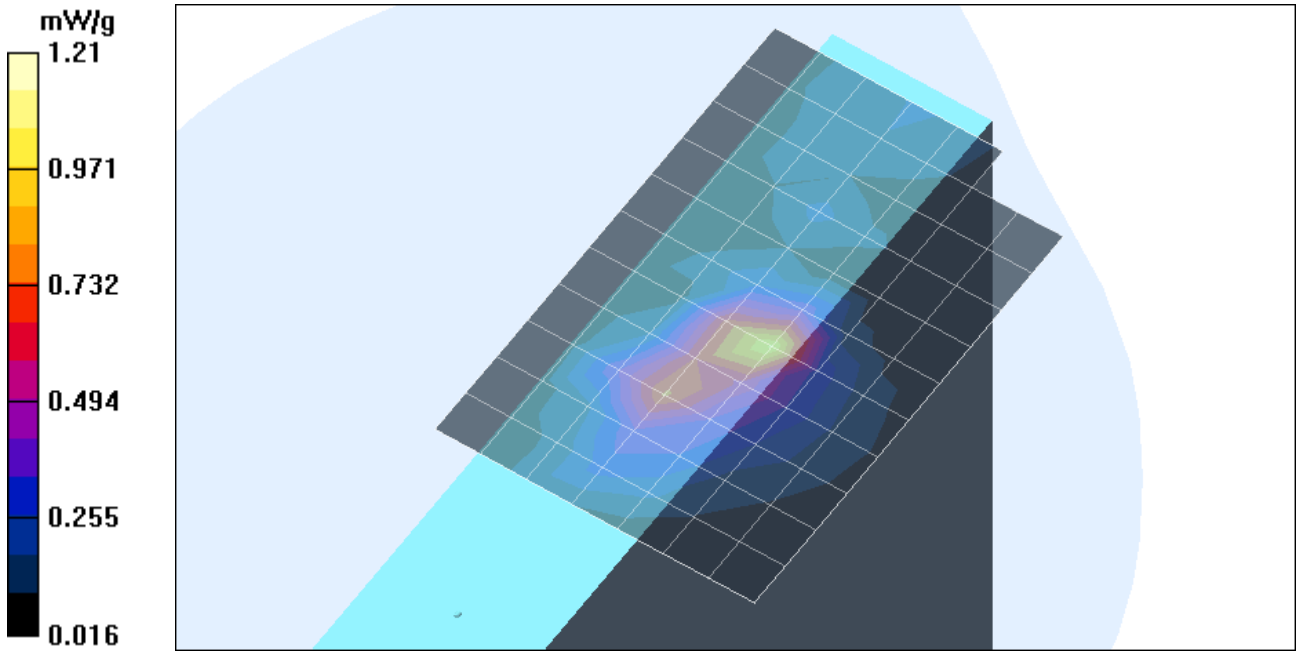

Date/Time: 03/29/04 21:45:43

Test Laboratory: The name of your organization

## 2_EUT Setup Configuration 2_Turbo mode

**DUT: Toshiba; Type: PA3374U-1MPC; Serial: N/A**

DASY4 Configuration:

- Probe: ES3DV2 - SN3021; ConvF(1.4, 1.4, 1.4); Calibrated: 7/29/2003
- Sensor-Surface: 0mm (Fix Surface)
- Electronics: DAE3 Sn500; Calibrated: 12/23/2003
- Phantom: SAM 2; Type: SAM 2; Serial: 1050
- Measurement SW: DASY4, V4.2 Build 37; Postprocessing SW: SEMCAD, V1.8 Build 109

**Turbo mode, Low Ch. (Antenna B)/Z Scan (1x1x41):** Measurement grid: dx=20mm, dy=20mm, dz=2.5mm
Reference Value = 4.58 V/m; Power Drift = 0.0 dB
Maximum value of SAR (measured) = 0.582 mW/g

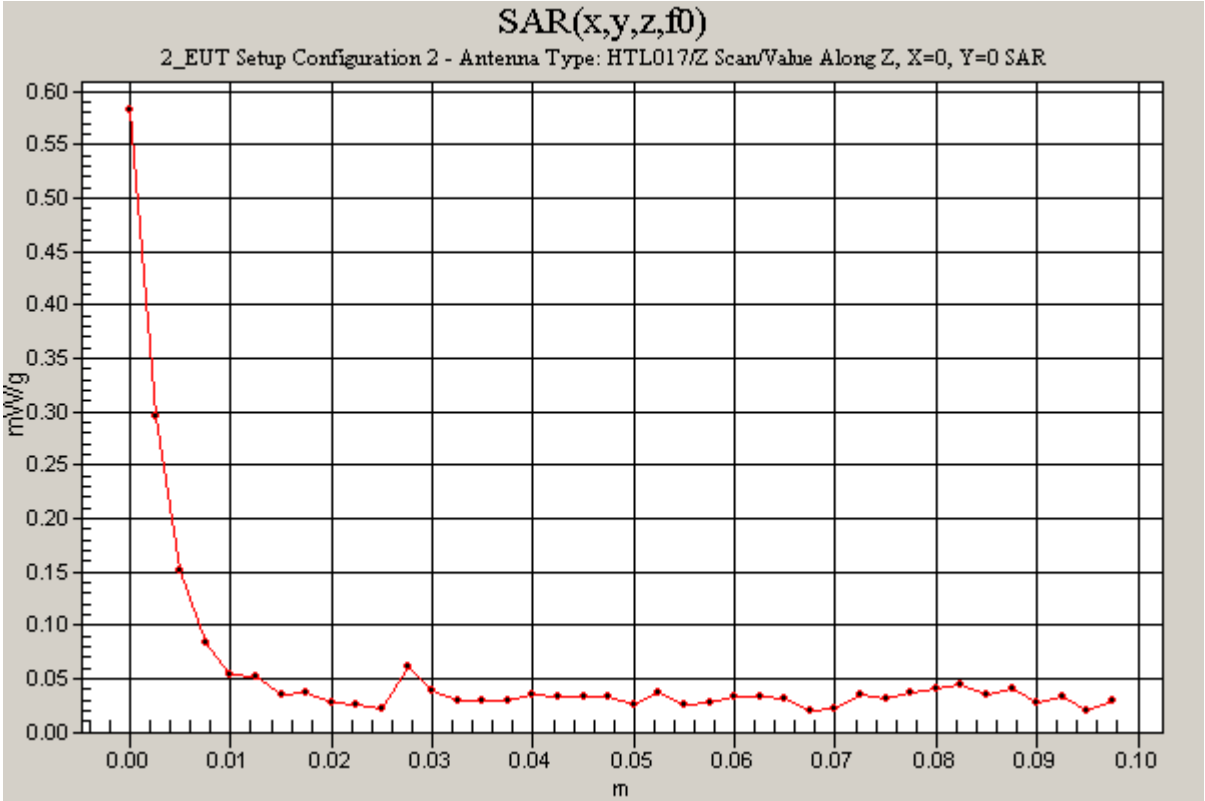

Test Laboratory: The name of your organization

## 2_EUT Setup Configuration 2_Turbo mode

**DUT: Toshiba; Type: PA3374U-1MPC; Serial: N/A**

**Ambient temperature = 25.0 deg. C; Liquid temperature = 24.0 deg. C**
Communication System: 5200 band; Frequency: 5250 MHz;Duty Cycle: 1:1
Medium parameters used: f = 5250 MHz; $\sigma$ = 5.51 mho/m; $\varepsilon_r$ = 49.5; $\rho$ = 1000 kg/m$^3$
Phantom section: Flat Section
Measurement Standard: DASY4 (High Precision Assessment)

DASY4 Configuration:

- Probe: ES3DV2 - SN3021; ConvF(1.4, 1.4, 1.4); Calibrated: 7/29/2003
- Sensor-Surface: 3mm (Mechanical Surface Detection)
- Electronics: DAE3 Sn500; Calibrated: 12/23/2003
- Phantom: SAM 2; Type: SAM 2; Serial: 1050
- Measurement SW: DASY4, V4.2 Build 37; Postprocessing SW: SEMCAD, V1.8 Build 109

**Turbo mode, Middle Ch. (Antenna B)/Area Scan (8x11x1):** Measurement grid: dx=10mm, dy=10mm
Reference Value = 4.96 V/m; Power Drift = -0.13 dB
Maximum value of SAR (measured) = 0.803 mW/g
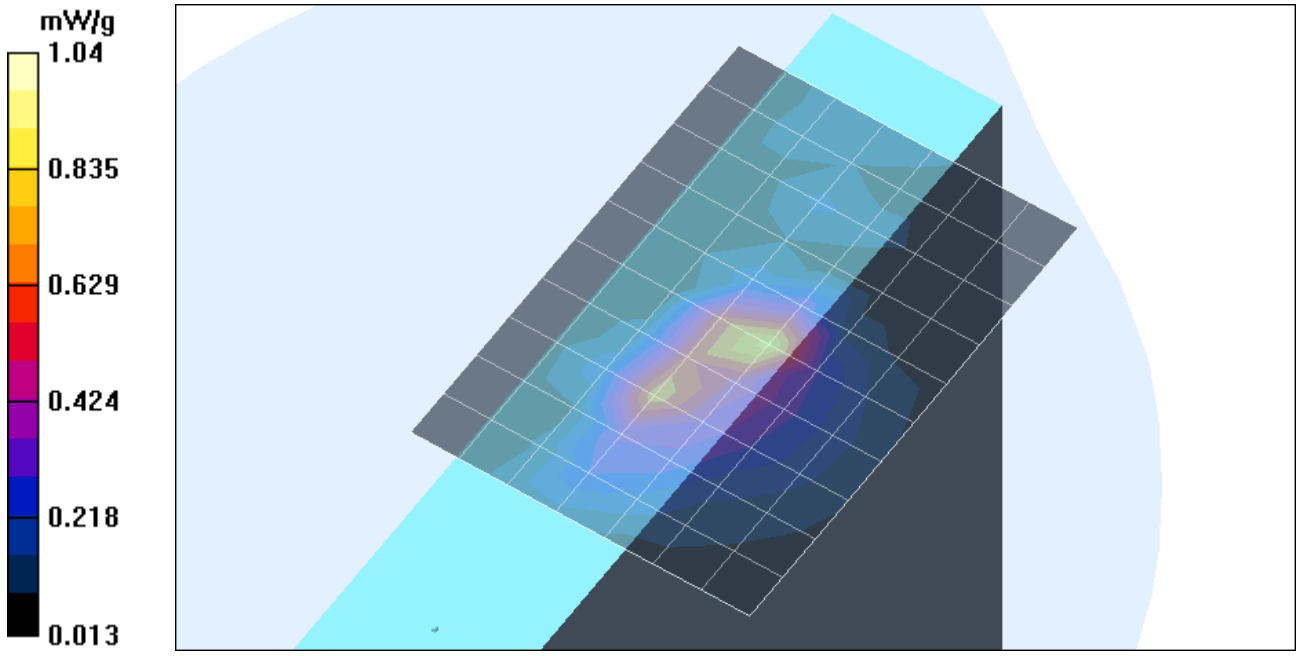
**Turbo mode, Middle Ch. (Antenna B)/Zoom Scan (7x7x8)/Cube 0:** Measurement grid: dx=4.3mm, dy=4.3mm, dz=3mm
Reference Value = 4.96 V/m; Power Drift = -0.13 dB
Maximum value of SAR (measured) = 1.04 mW/g
Peak SAR (extrapolated) = 2.72 W/kg
**SAR(1 g) = 0.691 mW/g; SAR(10 g) = 0.243 mW/g**