Test Laboratory: Compliance Certification Services

Lap Held position 1

DUT: Toshiba; Type: Toshiba ; Serial: N/A

Communication System: 802.11bg; Frequency: 2437 MHz;Duty Cycle: 1:1.02
Medium parameters used (interpolated): f = 2437 MHz; σ = 1.98 mho/m; ε_r = 52.9; ρ = 1000 kg/m^3
Phantom section: Flat Section

Room Ambient Temperature: 23.0deg. C; Liquid Temperature: 21.0 deg. C

DASY4 Configuration:
- Area Scan setting - Find Secondary Maximum Within: 2.0 dB and with a peak SAR value greater than 0.0012W/kg
- Probe: EX3DV3 - SN3531; ConvF(8.29, 8.29, 8.29); Calibrated: 7/21/2005
- Sensor-Surface: 4mm (Mechanical Surface Detection)
- Electronics: DAE4 SN558; Calibrated: 1/20/2006
- Phantom: SAM 2; Type: SAM 2; Serial: 1050
- Measurement SW: DASY4, V4.6 Build 23; Postprocessing SW: SEMCAD, V1.8 Build 160

11b_M-ch/Area Scan (8x10x1): Measurement grid: dx=15mm, dy=15mm

Info: Interpolated medium parameters used for SAR evaluation.
Maximum value of SAR (measured) = 0.012 mW/g

11b_M-ch/Zoom Scan (5x5x7)/Cube 0: Measurement grid: dx=7.5mm, dy=7.5mm, dz=5mm

Reference Value = 1.91 V/m; Power Drift = 0.133 dB
Peak SAR (extrapolated) = 0.019 W/kg
SAR(1 g) = 0.011 mW/g; SAR(10 g) = 0.00714 mW/g
Info: Interpolated medium parameters used for SAR evaluation.
Maximum value of SAR (measured) = 0.013 mW/g



0 dB = 0.013mW/g

Test Laboratory: Compliance Certification Services

Lap Held position 1

DUT: Toshiba; Type: Toshiba ; Serial: N/A

Communication System: 802.11bg; Frequency: 2437 MHz;Duty Cycle: 1:1.098
Medium parameters used (interpolated): f = 2437 MHz; σ = 1.98 mho/m; ε_r = 52.9; ρ = 1000 kg/m^3
Phantom section: Flat Section

Room Ambient Temperature: 23.0deg. C; Liquid Temperature: 21.0 deg. C

DASY4 Configuration:
- Area Scan setting - Find Secondary Maximum Within: 2.0 dB and with a peak SAR value greater than 0.0012W/kg
- Probe: EX3DV3 - SN3531; ConvF(8.29, 8.29, 8.29); Calibrated: 7/21/2005
- Sensor-Surface: 4mm (Mechanical Surface Detection)
- Electronics: DAE4 SN558; Calibrated: 1/20/2006
- Phantom: SAM 2; Type: SAM 2; Serial: 1050
- Measurement SW: DASY4, V4.6 Build 23; Postprocessing SW: SEMCAD, V1.8 Build 160

11g_M-ch/Area Scan (8x10x1): Measurement grid: dx=15mm, dy=15mm
Info: Interpolated medium parameters used for SAR evaluation.
Maximum value of SAR (measured) = 0.008 mW/g

11g_M-ch/Zoom Scan (5x5x7)/Cube 0: Measurement grid: dx=7.5mm, dy=7.5mm, dz=5mm
Reference Value = 1.88 V/m; Power Drift = 0.104 dB
Peak SAR (extrapolated) = 0.017 W/kg
SAR(1 g) = 0.00959 mW/g; SAR(10 g) = 0.00611 mW/g
Info: Interpolated medium parameters used for SAR evaluation.
Maximum value of SAR (measured) = 0.010 mW/g

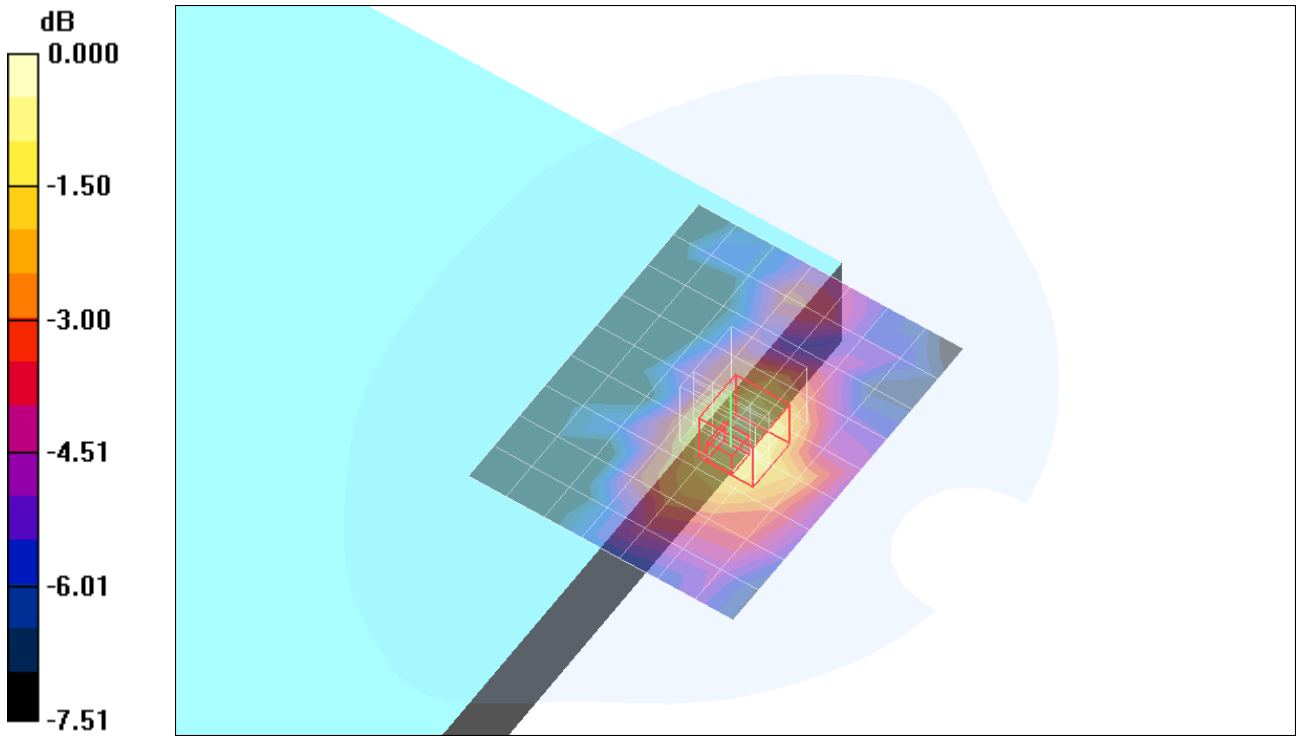

0 dB = 0.010mW/g

Test Laboratory: Compliance Certification Services

Lap Held Position 2

DUT: Toshiba; Type: Toshiba ; Serial: N/A

Communication System: 802.11bg; Frequency: 2437 MHz;Duty Cycle: 1:1.02
Medium parameters used (interpolated): f = 2437 MHz; σ = 1.98 mho/m; ε_r = 52.9; ρ = 1000 kg/m^3
Phantom section: Flat Section

Room Ambient Temperature: 23.0deg. C; Liquid Temperature: 21.0 deg. C

DASY4 Configuration:
- Area Scan setting - Find Secondary Maximum Within: 2.0 dB and with a peak SAR value greater than 0.0012W/kg
- Probe: EX3DV3 - SN3531; ConvF(8.29, 8.29, 8.29); Calibrated: 7/21/2005
- Sensor-Surface: 4mm (Mechanical Surface Detection)
- Electronics: DAE4 SN558; Calibrated: 1/20/2006
- Phantom: SAM 2; Type: SAM 2; Serial: 1050
- Measurement SW: DASY4, V4.6 Build 23; Postprocessing SW: SEMCAD, V1.8 Build 160

11b_M-ch/Area Scan (8x10x1): Measurement grid: dx=15mm, dy=15mm

Info: Interpolated medium parameters used for SAR evaluation.
Maximum value of SAR (measured) = 0.004 mW/g

11b_M-ch/Zoom Scan (5x5x7)/Cube 0: Measurement grid: dx=7.5mm, dy=7.5mm, dz=5mm

Reference Value = 1.36 V/m; Power Drift = 0.113 dB
Peak SAR (extrapolated) = 0.007 W/kg
SAR(1 g) = 0.00389 mW/g; SAR(10 g) = 0.00277 mW/g
Info: Interpolated medium parameters used for SAR evaluation.

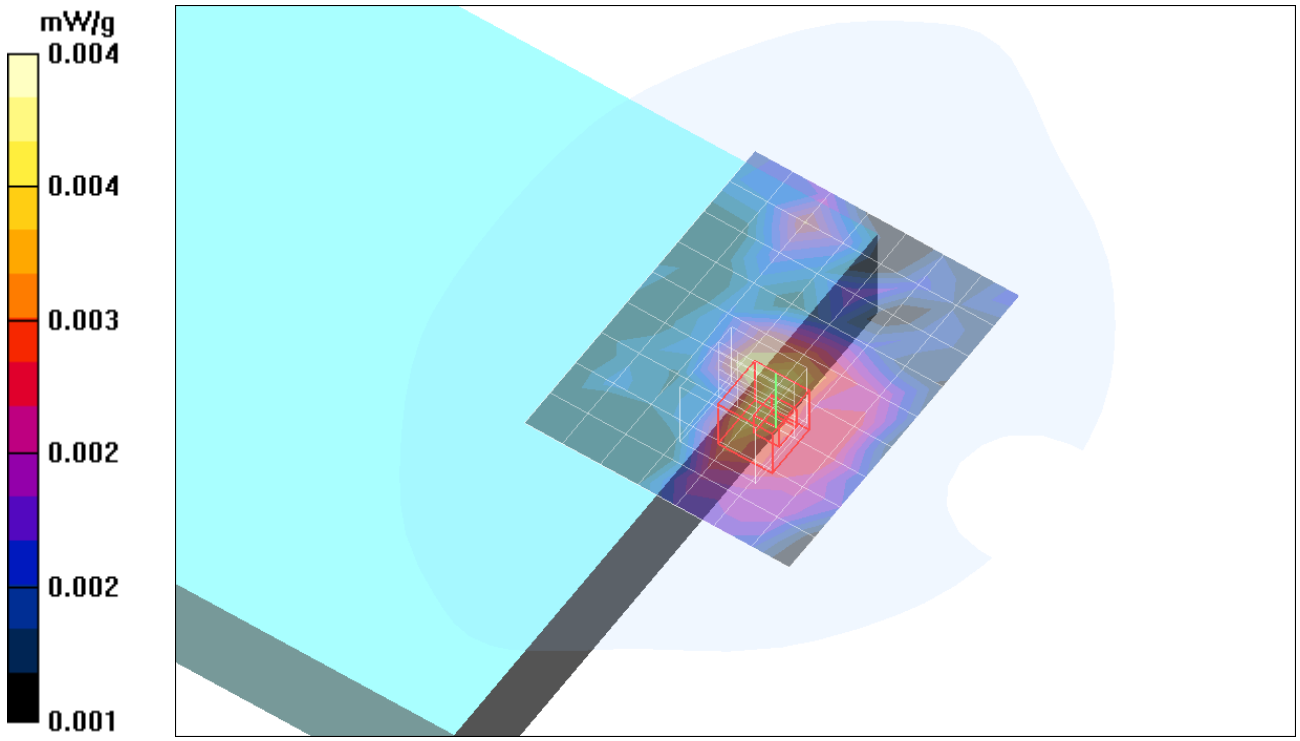

Test Laboratory: Compliance Certification Services

Lap Held Position 2

DUT: Toshiba; Type: Toshiba ; Serial: N/A

Communication System: 802.11bg; Frequency: 2437 MHz;Duty Cycle: 1:1.098
Medium parameters used (interpolated): f = 2437 MHz; σ = 1.98 mho/m; ε_r = 52.9; ρ = 1000 kg/m^3
Phantom section: Flat Section

Room Ambient Temperature: 23.0deg. C; Liquid Temperature: 21.0 deg. C

DASY4 Configuration:
- Area Scan setting - Find Secondary Maximum Within: 2.0 dB and with a peak SAR value greater than 0.0012W/kg
- Probe: EX3DV3 - SN3531; ConvF(8.29, 8.29, 8.29); Calibrated: 7/21/2005
- Sensor-Surface: 4mm (Mechanical Surface Detection)
- Electronics: DAE4 SN558; Calibrated: 1/20/2006
- Phantom: SAM 2; Type: SAM 2; Serial: 1050
- Measurement SW: DASY4, V4.6 Build 23; Postprocessing SW: SEMCAD, V1.8 Build 160

11g_M-ch/Area Scan (8x10x1): Measurement grid: dx=15mm, dy=15mm
Info: Interpolated medium parameters used for SAR evaluation.
Maximum value of SAR (measured) = 0.004 mW/g

11g_M-ch/Zoom Scan (5x5x7)/Cube 0: Measurement grid: dx=7.5mm, dy=7.5mm, dz=5mm
Reference Value = 1.53 V/m; Power Drift = 0.199 dB
Peak SAR (extrapolated) = 0.011 W/kg
SAR(1 g) = 0.00449 mW/g; SAR(10 g) = 0.0032 mW/g
Info: Interpolated medium parameters used for SAR evaluation.
Maximum value of SAR (measured) = 0.005 mW/g

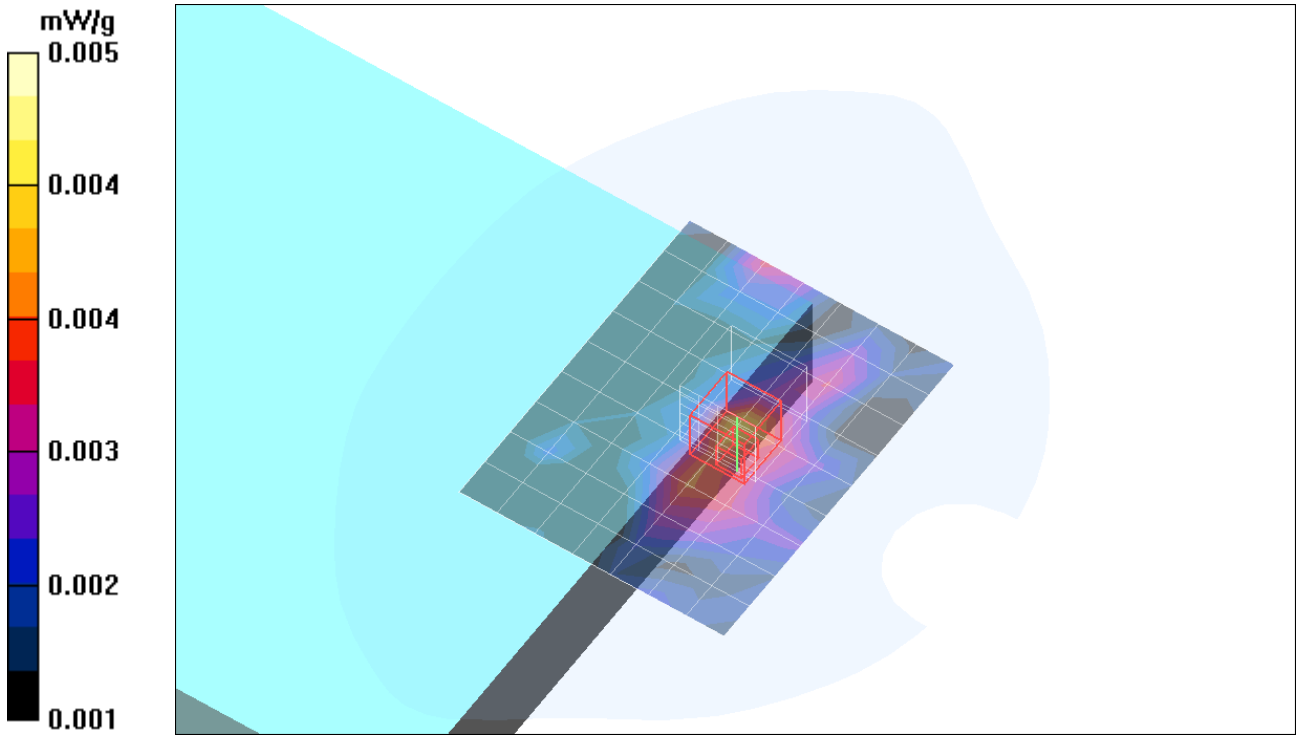

Test Laboratory: Compliance Certification Services

UnderArm position 1

DUT: Toshiba; Type: Toshiba ; Serial: N/A

Communication System: 802.11bg; Frequency: 2437 MHz;Duty Cycle: 1:1.02
Medium parameters used (interpolated): f = 2437 MHz; σ = 1.98 mho/m; ε_r = 52.9; ρ = 1000 kg/m^3
Phantom section: Flat Section

Room Ambient Temperature: 23.0deg. C; Liquid Temperature: 21.0 deg. C

DASY4 Configuration:
- Area Scan setting - Find Secondary Maximum Within: 2.0 dB and with a peak SAR value greater than 0.0012W/kg
- Probe: EX3DV3 - SN3531; ConvF(8.29, 8.29, 8.29); Calibrated: 7/21/2005
- Sensor-Surface: 4mm (Mechanical Surface Detection)
- Electronics: DAE4 SN558; Calibrated: 1/20/2006
- Phantom: SAM 2; Type: SAM 2; Serial: 1050
- Measurement SW: DASY4, V4.6 Build 23; Postprocessing SW: SEMCAD, V1.8 Build 160

11b_M-ch/Area Scan (8x10x1): Measurement grid: dx=15mm, dy=15mm

Info: Interpolated medium parameters used for SAR evaluation.
Maximum value of SAR (measured) = 0.325 mW/g

11b_M-ch/Zoom Scan (5x5x7)/Cube 0: Measurement grid: dx=7.5mm, dy=7.5mm, dz=5mm

Reference Value = 10.6 V/m; Power Drift = 0.187 dB
Peak SAR (extrapolated) = 0.687 W/kg
SAR(1 g) = 0.299 mW/g; SAR(10 g) = 0.138 mW/g
Info: Interpolated medium parameters used for SAR evaluation.

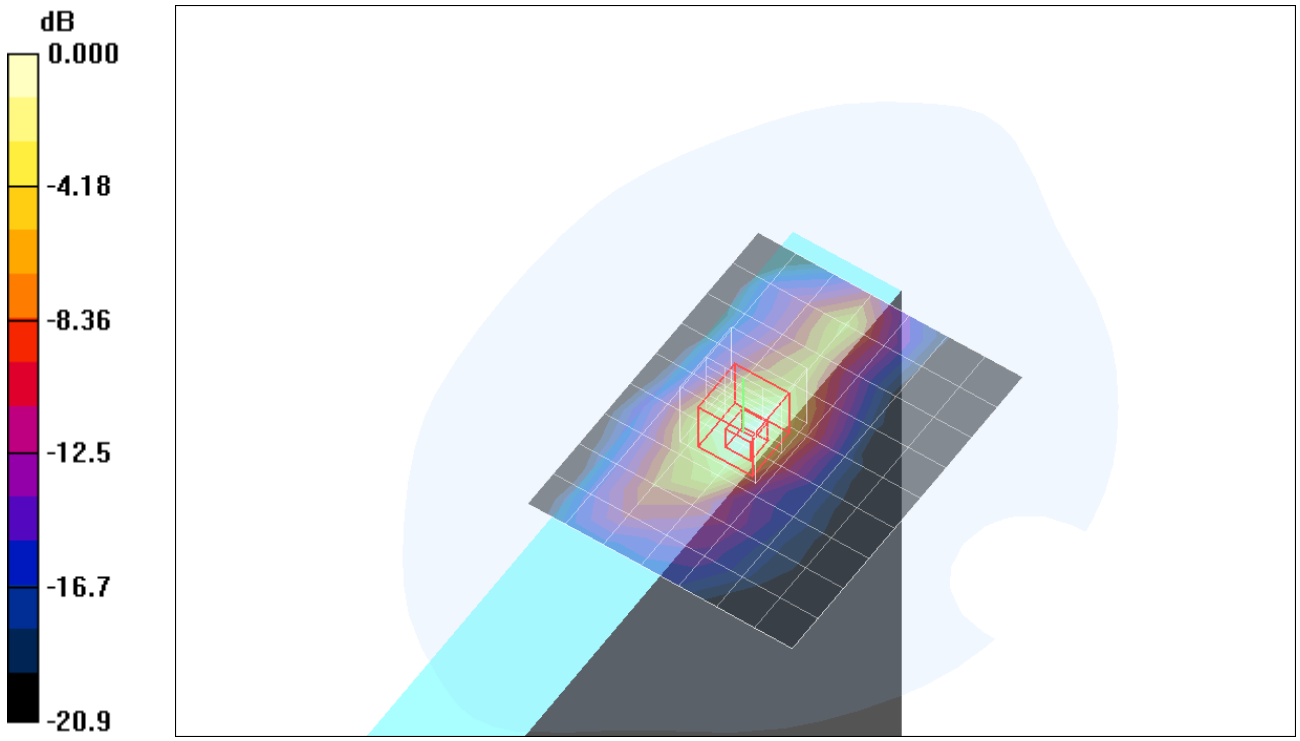

0 dB = 0.325mW/g

Test Laboratory: Compliance Certification Services

UnderArm position 1

DUT: Toshiba; Type: Toshiba ; Serial: N/A

Communication System: 802.11bg; Frequency: 2437 MHz;Duty Cycle: 1:1.098
Medium parameters used (interpolated): f = 2437 MHz; σ = 1.98 mho/m; ε_r = 52.9; ρ = 1000 kg/m^3
Phantom section: Flat Section

Room Ambient Temperature: 23.0deg. C; Liquid Temperature: 21.0 deg. C

DASY4 Configuration:
- Area Scan setting - Find Secondary Maximum Within: 2.0 dB and with a peak SAR value greater than 0.0012W/kg
- Probe: EX3DV3 - SN3531; ConvF(8.29, 8.29, 8.29); Calibrated: 7/21/2005
- Sensor-Surface: 4mm (Mechanical Surface Detection)
- Electronics: DAE4 SN558; Calibrated: 1/20/2006
- Phantom: SAM 2; Type: SAM 2; Serial: 1050
- Measurement SW: DASY4, V4.6 Build 23; Postprocessing SW: SEMCAD, V1.8 Build 160

11g_M-ch/Area Scan (6x9x1): Measurement grid: dx=15mm, dy=15mm

Info: Interpolated medium parameters used for SAR evaluation.
Maximum value of SAR (measured) = 0.267 mW/g

11g_M-ch/Zoom Scan (5x5x7)/Cube 0: Measurement grid: dx=7.5mm, dy=7.5mm, dz=5mm

Reference Value = 10.1 V/m; Power Drift = 0.139 dB
Peak SAR (extrapolated) = 0.580 W/kg
SAR(1 g) = 0.254 mW/g; SAR(10 g) = 0.117 mW/g
Info: Interpolated medium parameters used for SAR evaluation.
Maximum value of SAR (measured) = 0.276 mW/g

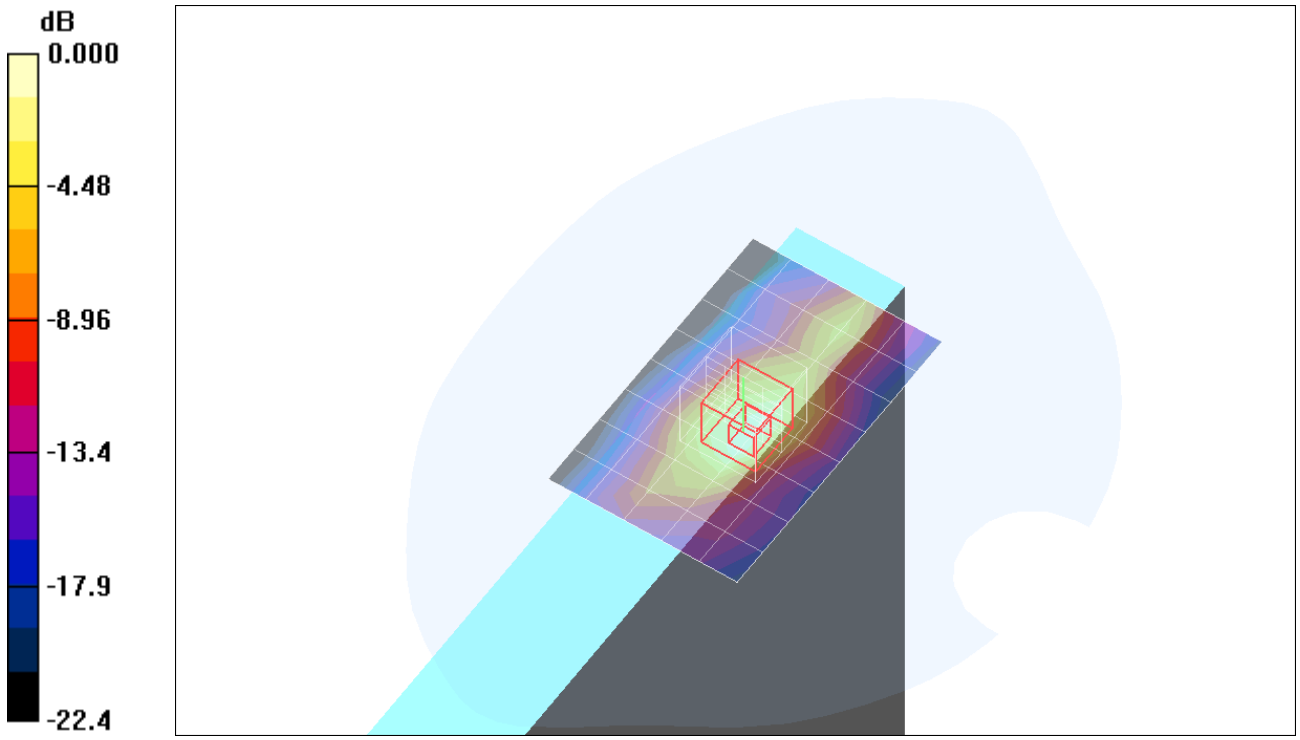

0 dB = 0.276mW/g

Test Laboratory: Compliance Certification Services

UnderArm position 2

DUT: Toshiba; Type: Toshiba ; Serial: N/A

Communication System: 802.11bg; Frequency: 2412 MHz;Duty Cycle: 1:1.02
Medium parameters used (interpolated): f = 2412 MHz; σ = 1.95 mho/m; ε_r = 53; ρ = 1000 kg/m^3
Phantom section: Flat Section

Room Ambient Temperature: 23.0deg. C; Liquid Temperature: 21.0 deg. C

DASY4 Configuration:
- Area Scan setting - Find Secondary Maximum Within: 2.0 dB and with a peak SAR value greater than 0.0012W/kg
- Probe: EX3DV3 - SN3531; ConvF(8.29, 8.29, 8.29); Calibrated: 7/21/2005
- Sensor-Surface: 4mm (Mechanical Surface Detection)
- Electronics: DAE4 SN558; Calibrated: 1/20/2006
- Phantom: SAM 2; Type: SAM 2; Serial: 1050
- Measurement SW: DASY4, V4.6 Build 23; Postprocessing SW: SEMCAD, V1.8 Build 160

11b_L-ch/Area Scan (7x10x1): Measurement grid: dx=15mm, dy=15mm
Info: Interpolated medium parameters used for SAR evaluation.
Maximum value of SAR (measured) = 0.463 mW/g

11b_L-ch/Zoom Scan (5x5x7)/Cube 0: Measurement grid: dx=7.5mm, dy=7.5mm, dz=5mm
Reference Value = 10.2 V/m; Power Drift = 0.152 dB
Peak SAR (extrapolated) = 1.04 W/kg
SAR(1 g) = 0.436 mW/g; SAR(10 g) = 0.176 mW/g
Info: Interpolated medium parameters used for SAR evaluation.
Maximum value of SAR (measured) = 0.524 mW/g

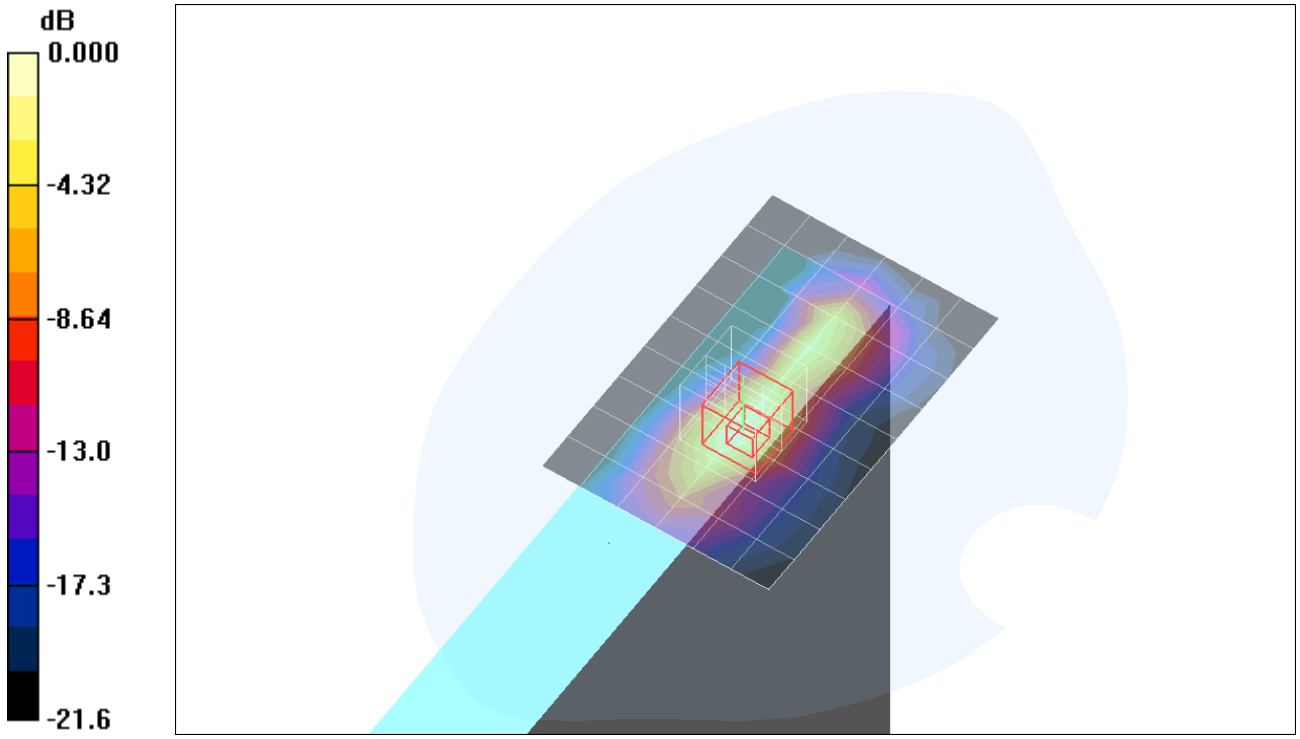

0 dB = 0.524mW/g

Test Laboratory: Compliance Certification Services

UnderArm position 2

DUT: Toshiba; Type: Toshiba ; Serial: N/A

Communication System: 802.11bg; Frequency: 2437 MHz;Duty Cycle: 1:1.02
Medium parameters used (interpolated): f = 2437 MHz; σ = 1.98 mho/m; ε_r = 52.9; ρ = 1000 kg/m^3
Phantom section: Flat Section

Room Ambient Temperature: 23.0deg. C; Liquid Temperature: 21.0 deg. C

DASY4 Configuration:
- Area Scan setting - Find Secondary Maximum Within: 2.0 dB and with a peak SAR value greater than 0.0012W/kg
- Probe: EX3DV3 - SN3531; ConvF(8.29, 8.29, 8.29); Calibrated: 7/21/2005
- Sensor-Surface: 4mm (Mechanical Surface Detection)
- Electronics: DAE4 SN558; Calibrated: 1/20/2006
- Phantom: SAM 2; Type: SAM 2; Serial: 1050
- Measurement SW: DASY4, V4.6 Build 23; Postprocessing SW: SEMCAD, V1.8 Build 160

11b_M-ch/Area Scan (7x10x1): Measurement grid: dx=15mm, dy=15mm

Info: Interpolated medium parameters used for SAR evaluation.
Maximum value of SAR (measured) = 0.400 mW/g

11b_M-ch/Zoom Scan (5x5x7)/Cube 0: Measurement grid: dx=7.5mm, dy=7.5mm, dz=5mm

Reference Value = 15.1 V/m; Power Drift = 0.196 dB
Peak SAR (extrapolated) = 1.34 W/kg
SAR(1 g) = 0.561 mW/g; SAR(10 g) = 0.226 mW/g
Info: Interpolated medium parameters used for SAR evaluation.
Maximum value of SAR (measured) = 0.669 mW/g

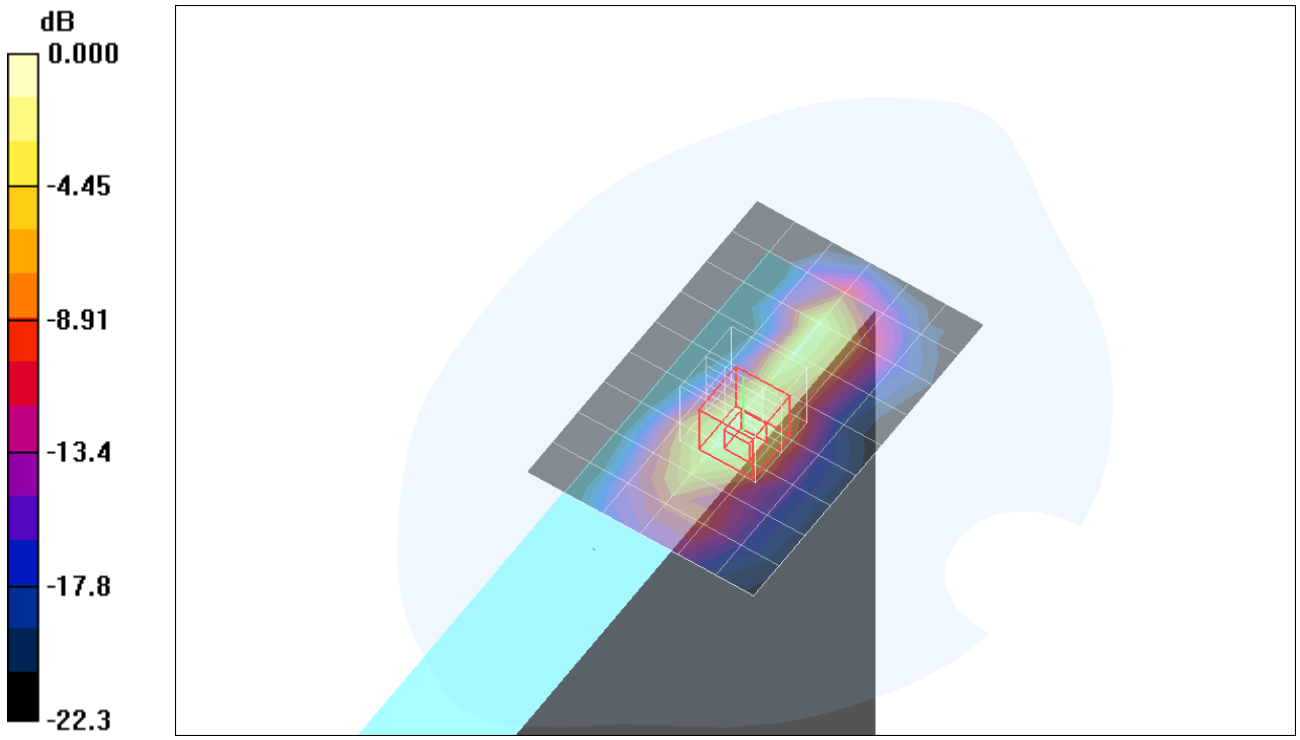

0 dB = 0.669mW/g

Test Laboratory: Compliance Certification Services

UnderArm position 2

DUT: Toshiba; Type: Toshiba ; Serial: N/A

Communication System: 802.11bg; Frequency: 2462 MHz;Duty Cycle: 1:1.02
Medium parameters used (interpolated): f = 2462 MHz; σ = 2.02 mho/m; ε_r = 52.8; ρ = 1000 kg/m^3
Phantom section: Flat Section

Room Ambient Temperature: 23.0deg. C; Liquid Temperature: 21.0 deg. C

DASY4 Configuration:
- Area Scan setting - Find Secondary Maximum Within: 2.0 dB and with a peak SAR value greater than 0.0012W/kg
- Probe: EX3DV3 - SN3531; ConvF(8.29, 8.29, 8.29); Calibrated: 7/21/2005
- Sensor-Surface: 4mm (Mechanical Surface Detection)
- Electronics: DAE4 SN558; Calibrated: 1/20/2006
- Phantom: SAM 2; Type: SAM 2; Serial: 1050
- Measurement SW: DASY4, V4.6 Build 23; Postprocessing SW: SEMCAD, V1.8 Build 160

11b_H-ch/Area Scan (7x10x1): Measurement grid: dx=15mm, dy=15mm

Info: Interpolated medium parameters used for SAR evaluation.
Maximum value of SAR (measured) = 0.414 mW/g

11b_H-ch/Zoom Scan (5x5x7)/Cube 0: Measurement grid: dx=7.5mm, dy=7.5mm, dz=5mm

Reference Value = 14.6 V/m; Power Drift = 0.195 dB
Peak SAR (extrapolated) = 1.39 W/kg
SAR(1 g) = 0.577 mW/g; SAR(10 g) = 0.229 mW/g
Info: Interpolated medium parameters used for SAR evaluation.
Maximum value of SAR (measured) = 0.642 mW/g

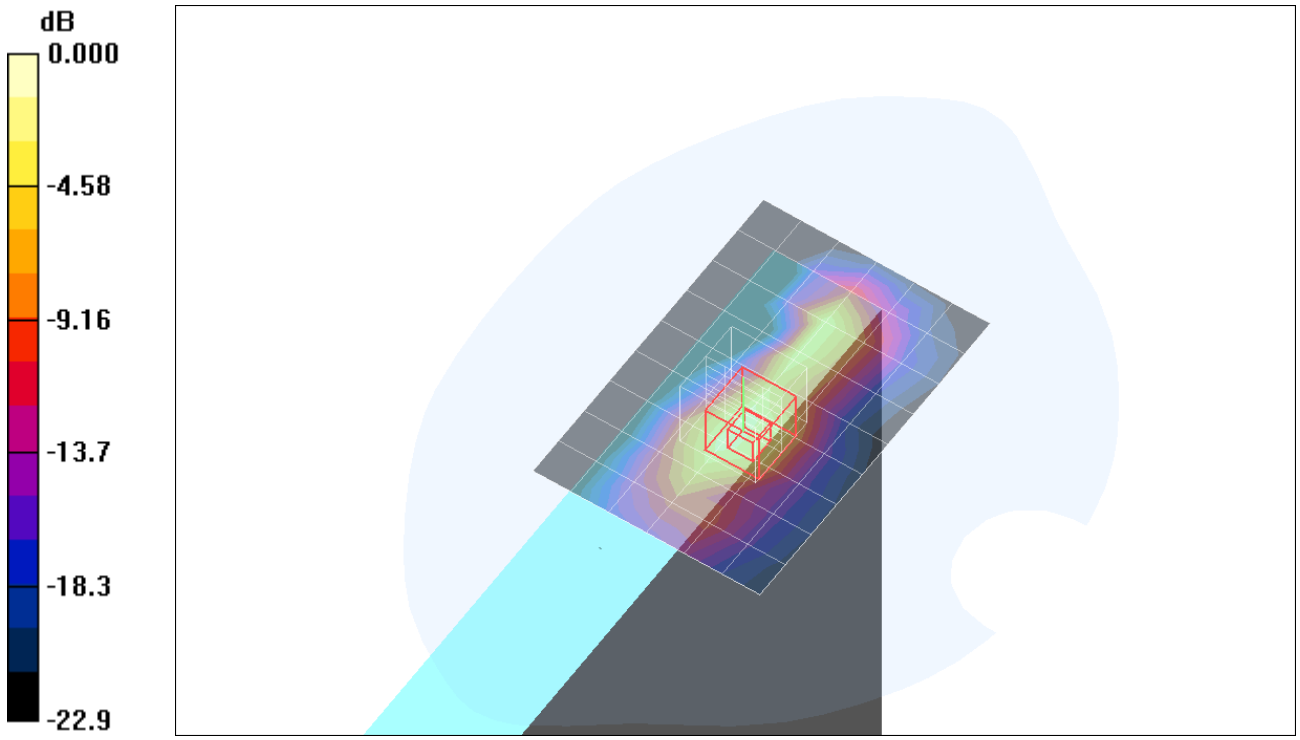

0 dB = 0.642mW/g

Test Laboratory: Compliance Certification Services

UnderArm position 2

DUT: Toshiba; Type: Toshiba ; Serial: N/A

Communication System: 802.11bg; Frequency: 2462 MHz;Duty Cycle: 1:1.02
Medium parameters used (interpolated): f = 2462 MHz; σ = 2.02 mho/m; ε_r = 52.8; ρ = 1000 kg/m^3
Phantom section: Flat Section

Room Ambient Temperature: 23.0deg. C; Liquid Temperature: 21.0 deg. C

DASY4 Configuration:
- Area Scan setting - Find Secondary Maximum Within: 2.0 dB and with a peak SAR value greater than 0.0012W/kg
- Probe: EX3DV3 - SN3531; ConvF(8.29, 8.29, 8.29); Calibrated: 7/21/2005
- Sensor-Surface: 4mm (Mechanical Surface Detection)
- Electronics: DAE4 SN558; Calibrated: 1/20/2006
- Phantom: SAM 2; Type: SAM 2; Serial: 1050
- Measurement SW: DASY4, V4.6 Build 23; Postprocessing SW: SEMCAD, V1.8 Build 160

11b_H-ch with bluetooth/Area Scan (7x10x1): Measurement grid: dx=15mm, dy=15mm
Info: Interpolated medium parameters used for SAR evaluation.
Maximum value of SAR (measured) = 0.643 mW/g

11b_H-ch with bluetooth/Zoom Scan (5x5x7)/Cube 0: Measurement grid: dx=7.5mm, dy=7.5mm, dz=5mm
Reference Value = 11.6 V/m; Power Drift = 0.162 dB
Peak SAR (extrapolated) = 1.41 W/kg
SAR(1 g) = 0.581 mW/g; SAR(10 g) = 0.231 mW/g
Info: Interpolated medium parameters used for SAR evaluation.
Maximum value of SAR (measured) = 0.690 mW/g

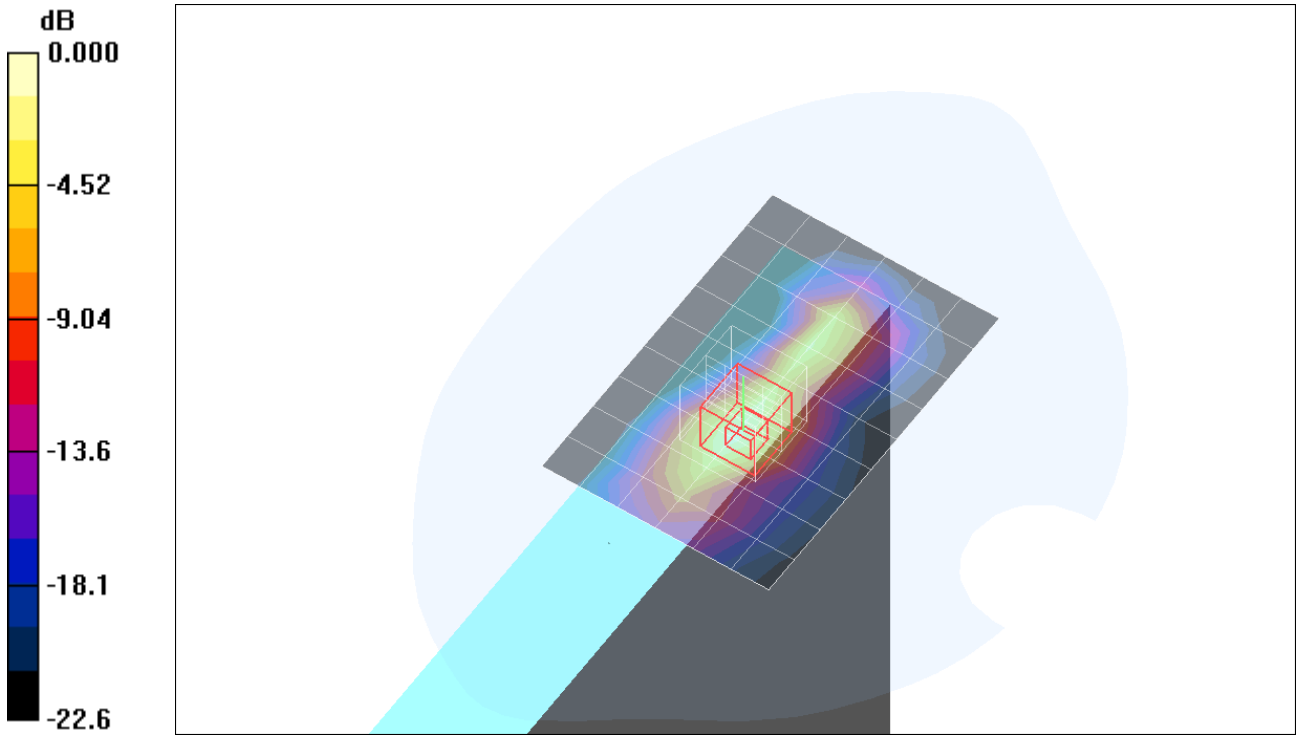

0 dB = 0.690mW/g

Date/Time: 2/22/2006 2:48:00 PM

Test Laboratory: Compliance Certification Services

UnderArm position 2

DUT: Toshiba; Type: Toshiba ; Serial: N/A

Communication System: 802.11bg; Frequency: 2462 MHz;Duty Cycle: 1:1.02

11b_H-ch with bluetooth/Z Scan (1x1x41): Measurement grid: dx=20mm, dy=20mm, dz=2.5mm

Info: Interpolated medium parameters used for SAR evaluation.
Maximum value of SAR (measured) = 0.306 mW/g

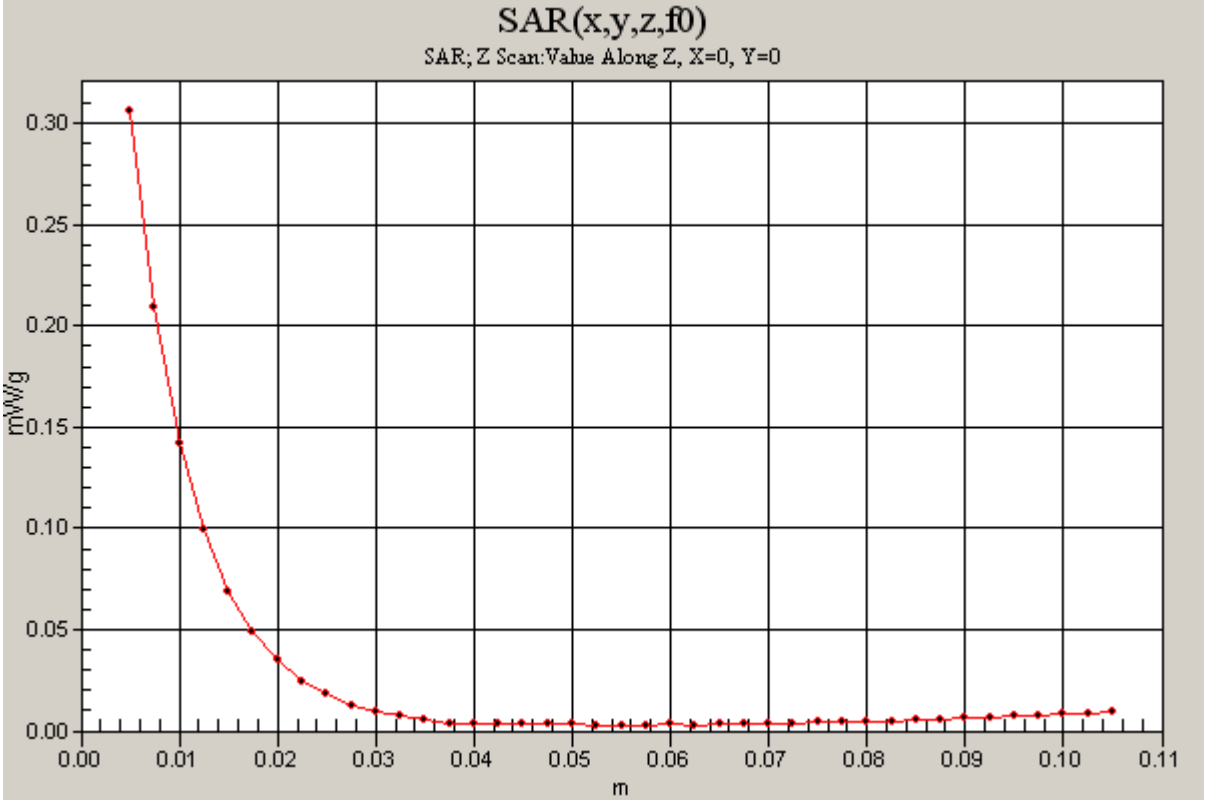

Test Laboratory: Compliance Certification Services

UnderArm position 2

DUT: Toshiba; Type: Toshiba ; Serial: N/A

Communication System: 802.11bg; Frequency: 2437 MHz;Duty Cycle: 1:1.098
Medium parameters used (interpolated): f = 2437 MHz; σ = 1.98 mho/m; ε_r = 52.9; ρ = 1000 kg/m^3
Phantom section: Flat Section

Room Ambient Temperature: 23.0deg. C; Liquid Temperature: 21.0 deg. C

DASY4 Configuration:
- Area Scan setting - Find Secondary Maximum Within: 2.0 dB and with a peak SAR value greater than 0.0012W/kg
- Probe: EX3DV3 - SN3531; ConvF(8.29, 8.29, 8.29); Calibrated: 7/21/2005
- Sensor-Surface: 4mm (Mechanical Surface Detection)
- Electronics: DAE4 SN558; Calibrated: 1/20/2006
- Phantom: SAM 2; Type: SAM 2; Serial: 1050
- Measurement SW: DASY4, V4.6 Build 23; Postprocessing SW: SEMCAD, V1.8 Build 160

11g_M-ch/Area Scan (7x9x1): Measurement grid: dx=15mm, dy=15mm

Info: Interpolated medium parameters used for SAR evaluation.
Maximum value of SAR (measured) = 0.580 mW/g

11g_M-ch/Zoom Scan (5x5x7)/Cube 0: Measurement grid: dx=7.5mm, dy=7.5mm, dz=5mm

Reference Value = 11.4 V/m; Power Drift = 0.261 dB
Peak SAR (extrapolated) = 1.24 W/kg
SAR(1 g) = 0.512 mW/g; SAR(10 g) = 0.204 mW/g
Info: Interpolated medium parameters used for SAR evaluation.
Maximum value of SAR (measured) = 0.607 mW/g



0 dB = 0.607mW/g