Test Laboratory: Compliance Certification Services

Underarm Position main Ant

DUT: Toshiba; Type: Toshiba ; Serial: N/A

Communication System: 802.11a; Frequency: 5260 MHz;Duty Cycle: 1:1.098
Medium parameters used (interpolated): f = 5260 MHz; σ = 5.3 mho/m; ε_r = 46.9; ρ = 1000 kg/m^3
Phantom section: Flat Section

Room Ambient Temperature: 24.0deg. C; Liquid Temperature: 23.0 deg. C

DASY4 Configuration:
- Area Scan setting - Find Secondary Maximum Within: 2.0 dB and with a peak SAR value greater than 0.0012W/kg
- Probe: EX3DV4 - SN3552; ConvF(4.07, 4.07, 4.07); Calibrated: 5/30/2006
- Sensor-Surface: 2mm (Mechanical Surface Detection)
- Electronics: DAE4 SN558; Calibrated: 1/20/2006
- Phantom: SAM 1; Type: SAM 1; Serial: 1185
- Measurement SW: DASY4, V4.7 Build 21; Postprocessing SW: SEMCAD, V1.8 Build 170

5.2 GHz M-ch/Area Scan (7x9x1): Measurement grid: dx=10mm, dy=10mm
Info: Interpolated medium parameters used for SAR evaluation.
Maximum value of SAR (measured) = 0.977 mW/g

5.2 GHz M-ch/Zoom Scan (8x8x8)/Cube 0: Measurement grid: dx=4.3mm, dy=4.3mm, dz=3mm
Reference Value = 6.19 V/m; Power Drift = -0.011 dB
Peak SAR (extrapolated) = 2.06 W/kg
SAR(1 g) = 0.472 mW/g; SAR(10 g) = 0.140 mW/g
Info: Interpolated medium parameters used for SAR evaluation.
Maximum value of SAR (measured) = 0.926 mW/g



Test Laboratory: Compliance Certification Services

Underarm Position main Ant

DUT: Toshiba; Type: Toshiba ; Serial: N/A

Communication System: 802.11a; Frequency: 5260 MHz;Duty Cycle: 1:1.098
Medium parameters used (interpolated): f = 5260 MHz; σ = 5.3 mho/m; ε_r = 46.9; ρ = 1000 kg/m^3
Phantom section: Flat Section

Room Ambient Temperature: 24.0deg. C; Liquid Temperature: 23.0 deg. C

DASY4 Configuration:
- Area Scan setting - Find Secondary Maximum Within: 2.0 dB and with a peak SAR value greater than 0.0012W/kg
- Probe: EX3DV4 - SN3552; ConvF(4.07, 4.07, 4.07); Calibrated: 5/30/2006
- Sensor-Surface: 2mm (Mechanical Surface Detection)
- Electronics: DAE4 SN558; Calibrated: 1/20/2006
- Phantom: SAM 1; Type: SAM 1; Serial: 1185
- Measurement SW: DASY4, V4.7 Build 21; Postprocessing SW: SEMCAD, V1.8 Build 170

5.2 GHz M-ch collocation/Area Scan (8x31x1): Measurement grid: dx=10mm, dy=10mm

Info: Interpolated medium parameters used for SAR evaluation.
Maximum value of SAR (measured) = 1.23 mW/g

5.2 GHz M-ch collocation/Zoom Scan (8x8x8)/Cube 0: Measurement grid: dx=4.3mm, dy=4.3mm, dz=3mm

Reference Value = 8.13 V/m; Power Drift = 0.098 dB
Peak SAR (extrapolated) = 2.25 W/kg
SAR(1 g) = 0.674 mW/g; SAR(10 g) = 0.272 mW/g
Info: Interpolated medium parameters used for SAR evaluation.
Maximum value of SAR (measured) = 1.19 mW/g

5.2 GHz M-ch collocation/Zoom Scan (8x8x8)/Cube 1: Measurement grid: dx=4.3mm, dy=4.3mm, dz=3mm

Reference Value = 8.13 V/m; Power Drift = 0.098 dB
Peak SAR (extrapolated) = 1.20 W/kg
SAR(1 g) = 0.648 mW/g; SAR(10 g) = 0.392 mW/g
Info: Interpolated medium parameters used for SAR evaluation.
Maximum value of SAR (measured) = 0.904 mW/g

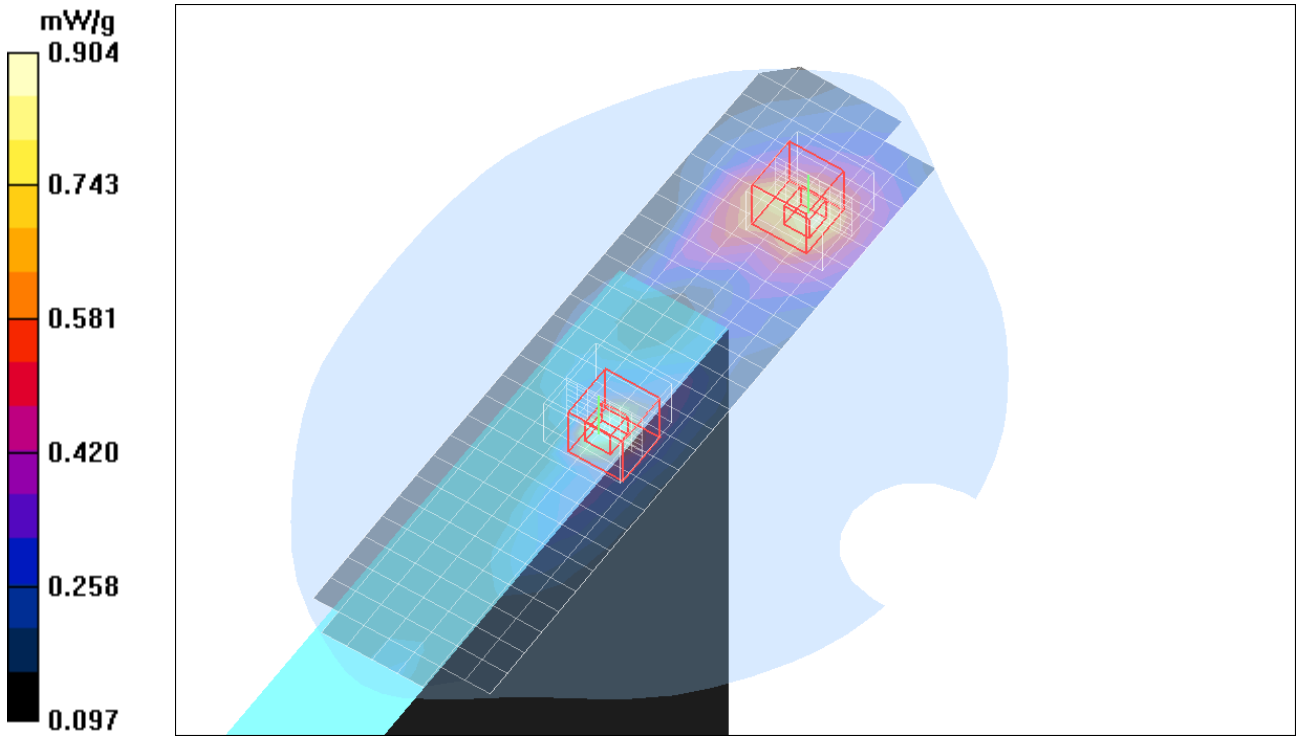
mW/g
0.904
0.743
0.581
0.420
0.258
0.097

Test Laboratory: Compliance Certification Services

Underarm Position main Ant

DUT: Toshiba; Type: Toshiba ; Serial: N/A

Communication System: 802.11a; Frequency: 5785 MHz;Duty Cycle: 1:1.098
Medium parameters used (interpolated): f = 5785 MHz; σ = 6 mho/m; ε_r = 46; ρ = 1000 kg/m^3
Phantom section: Flat Section

Room Ambient Temperature: 24.0deg. C; Liquid Temperature: 23.0 deg. C

DASY4 Configuration:
- Area Scan setting - Find Secondary Maximum Within: 2.0 dB and with a peak SAR value greater than 0.0012W/kg
- Probe: EX3DV4 - SN3552; ConvF(3.76, 3.76, 3.76); Calibrated: 5/30/2006
- Sensor-Surface: 2mm (Mechanical Surface Detection)
- Electronics: DAE4 SN558; Calibrated: 1/20/2006
- Phantom: SAM 1; Type: SAM 1; Serial: 1185
- Measurement SW: DASY4, V4.7 Build 21; Postprocessing SW: SEMCAD, V1.8 Build 170

5.8 GHz M-ch/Area Scan (7x9x1): Measurement grid: dx=10mm, dy=10mm
Info: Interpolated medium parameters used for SAR evaluation.
Maximum value of SAR (measured) = 0.709 mW/g

5.8 GHz M-ch/Zoom Scan (8x8x8)/Cube 0: Measurement grid: dx=4.3mm, dy=4.3mm, dz=3mm
Reference Value = 6.46 V/m; Power Drift = 0.143 dB
Peak SAR (extrapolated) = 1.67 W/kg
SAR(1 g) = 0.354 mW/g; SAR(10 g) = 0.115 mW/g
Info: Interpolated medium parameters used for SAR evaluation.
Maximum value of SAR (measured) = 0.698 mW/g



Test Laboratory: Compliance Certification Services

Underarm Position main Ant

DUT: Toshiba; Type: Toshiba ; Serial: N/A

Communication System: 802.11a; Frequency: 5785 MHz;Duty Cycle: 1:1.098
Medium parameters used (interpolated): f = 5785 MHz; σ = 6 mho/m; ε_r = 46; ρ = 1000 kg/m^3
Phantom section: Flat Section

Room Ambient Temperature: 24.0deg. C; Liquid Temperature: 23.0 deg. C

DASY4 Configuration:
- Area Scan setting - Find Secondary Maximum Within: 2.0 dB and with a peak SAR value greater than 0.0012W/kg
- Probe: EX3DV4 - SN3552; ConvF(3.76, 3.76, 3.76); Calibrated: 5/30/2006
- Sensor-Surface: 2mm (Mechanical Surface Detection)
- Electronics: DAE4 SN558; Calibrated: 1/20/2006
- Phantom: SAM 1; Type: SAM 1; Serial: 1185
- Measurement SW: DASY4, V4.7 Build 21; Postprocessing SW: SEMCAD, V1.8 Build 170

5.8 GHz M-ch collocation/Area Scan (8x31x1): Measurement grid: dx=10mm, dy=10mm

Info: Interpolated medium parameters used for SAR evaluation.
Maximum value of SAR (measured) = 1.05 mW/g

5.8 GHz M-ch collocation/Zoom Scan (8x8x8)/Cube 0: Measurement grid: dx=4.3mm, dy=4.3mm, dz=3mm

Reference Value = 8.25 V/m; Power Drift = 0.103 dB
Peak SAR (extrapolated) = 1.46 W/kg
SAR(1 g) = 0.782 mW/g; SAR(10 g) = 0.468 mW/g
Info: Interpolated medium parameters used for SAR evaluation.
Maximum value of SAR (measured) = 1.10 mW/g

5.8 GHz M-ch collocation/Zoom Scan (8x8x8)/Cube 1: Measurement grid: dx=4.3mm, dy=4.3mm, dz=3mm

Reference Value = 8.25 V/m; Power Drift = 0.103 dB
Peak SAR (extrapolated) = 1.99 W/kg
SAR(1 g) = 0.589 mW/g; SAR(10 g) = 0.265 mW/g
Info: Interpolated medium parameters used for SAR evaluation.
Maximum value of SAR (measured) = 1.01 mW/g

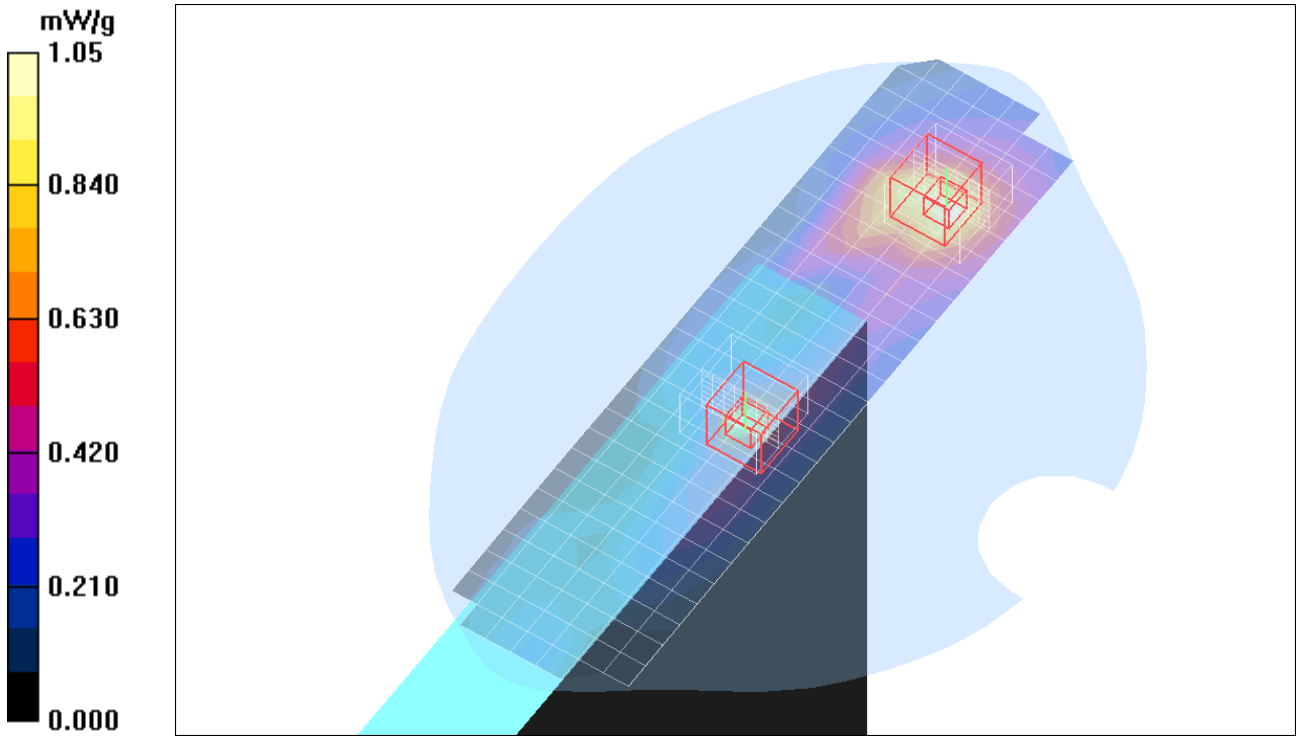
mW/g
1.05
0.840
0.630
0.420
0.210
0.000

Test Laboratory: Compliance Certification Services

Underarm position AUX Ant

DUT: Toshiba; Type: Toshiba ; Serial: N/A

Communication System: 802.11a; Frequency: 5180 MHz;Duty Cycle: 1:1.098
Medium parameters used (interpolated): f = 5180 MHz; σ = 5.29 mho/m; ε_r = 47.1; ρ = 1000 kg/m^3
Phantom section: Flat Section

Room Ambient Temperature: 24.0deg. C; Liquid Temperature: 23.0 deg. C

DASY4 Configuration:
- Area Scan setting - Find Secondary Maximum Within: 2.0 dB and with a peak SAR value greater than 0.0012W/kg
- Probe: EX3DV4 - SN3552; ConvF(4.07, 4.07, 4.07); Calibrated: 5/30/2006
- Sensor-Surface: 2mm (Mechanical Surface Detection)
- Electronics: DAE4 SN558; Calibrated: 1/20/2006
- Phantom: SAM 1; Type: SAM 1; Serial: 1185
- Measurement SW: DASY4, V4.7 Build 21; Postprocessing SW: SEMCAD, V1.8 Build 170

5.2 GHz L-ch/Area Scan (7x11x1): Measurement grid: dx=10mm, dy=10mm

Info: Interpolated medium parameters used for SAR evaluation.
Maximum value of SAR (measured) = 0.851 mW/g

5.2 GHz L-ch/Zoom Scan (8x8x8)/Cube 0: Measurement grid: dx=4.3mm, dy=4.3mm, dz=3mm

Reference Value = 11.9 V/m; Power Drift = -0.163 dB
Peak SAR (extrapolated) = 2.04 W/kg
SAR(1 g) = 0.466 mW/g; SAR(10 g) = 0.127 mW/g
Info: Interpolated medium parameters used for SAR evaluation.
Maximum value of SAR (measured) = 0.931 mW/g

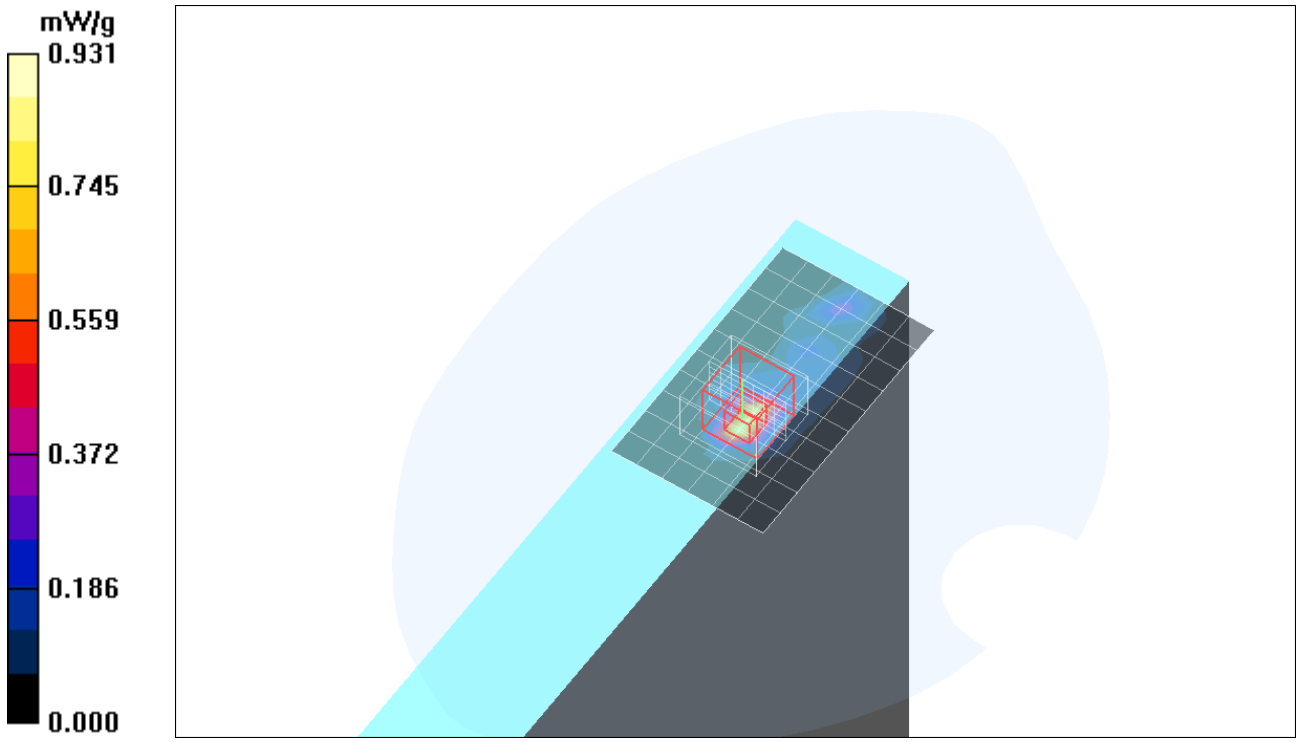

Test Laboratory: Compliance Certification Services

Underarm position AUX Ant

DUT: Toshiba; Type: Toshiba ; Serial: N/A

Communication System: 802.11a; Frequency: 5260 MHz;Duty Cycle: 1:1.098
Medium parameters used (interpolated): f = 5260 MHz; σ = 5.4 mho/m; ε_r = 47; ρ = 1000 kg/m^3
Phantom section: Flat Section

Room Ambient Temperature: 24.0deg. C; Liquid Temperature: 23.0 deg. C

DASY4 Configuration:
- Area Scan setting - Find Secondary Maximum Within: 2.0 dB and with a peak SAR value greater than 0.0012W/kg
- Probe: EX3DV4 - SN3552; ConvF(4.07, 4.07, 4.07); Calibrated: 5/30/2006
- Sensor-Surface: 2mm (Mechanical Surface Detection)
- Electronics: DAE4 SN558; Calibrated: 1/20/2006
- Phantom: SAM 1; Type: SAM 1; Serial: 1185
- Measurement SW: DASY4, V4.7 Build 21; Postprocessing SW: SEMCAD, V1.8 Build 170

5.2 GHz M-ch/Area Scan (8x31x1): Measurement grid: dx=10mm, dy=10mm
Info: Interpolated medium parameters used for SAR evaluation.
Maximum value of SAR (measured) = 1.43 mW/g

5.2 GHz M-ch/Zoom Scan (8x8x8)/Cube 0: Measurement grid: dx=4.3mm, dy=4.3mm, dz=3mm
Reference Value = 6.71 V/m; Power Drift = 0.108 dB
Peak SAR (extrapolated) = 3.48 W/kg
SAR(1 g) = 0.768 mW/g; SAR(10 g) = 0.205 mW/g
Info: Interpolated medium parameters used for SAR evaluation.
Maximum value of SAR (measured) = 1.58 mW/g

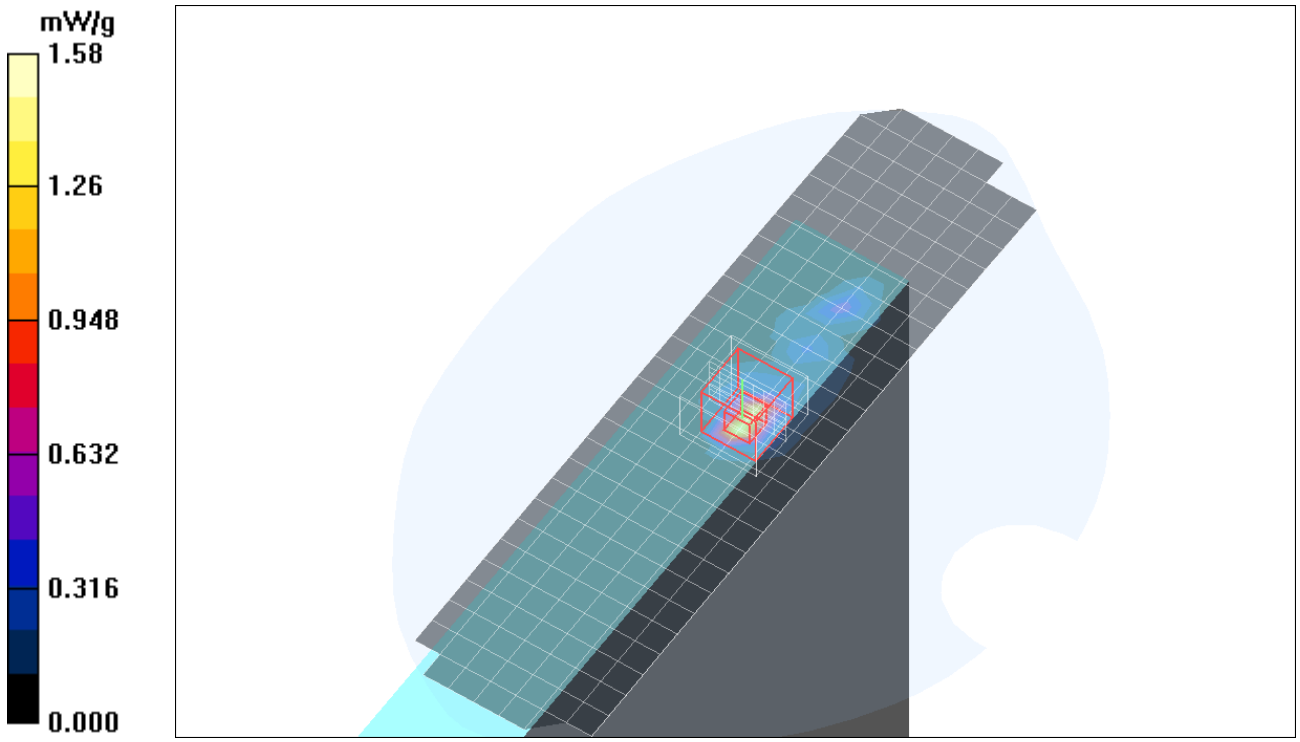

Test Laboratory: Compliance Certification Services

Underarm position AUX Ant

DUT: Toshiba; Type: Toshiba ; Serial: N/A

Communication System: 802.11a; Frequency: 5320 MHz;Duty Cycle: 1:1.098
Medium parameters used (interpolated): f = 5320 MHz; σ = 5.48 mho/m; ε_r = 46.8; ρ = 1000 kg/m^3
Phantom section: Flat Section

Room Ambient Temperature: 24.0deg. C; Liquid Temperature: 23.0 deg. C

DASY4 Configuration:
- Area Scan setting - Find Secondary Maximum Within: 2.0 dB and with a peak SAR value greater than 0.0012W/kg
- Probe: EX3DV4 - SN3552; ConvF(4.07, 4.07, 4.07); Calibrated: 5/30/2006
- Sensor-Surface: 2mm (Mechanical Surface Detection)
- Electronics: DAE4 SN558; Calibrated: 1/20/2006
- Phantom: SAM 1; Type: SAM 1; Serial: 1185
- Measurement SW: DASY4, V4.7 Build 21; Postprocessing SW: SEMCAD, V1.8 Build 170

5.2 GHz H-ch/Area Scan (7x11x1): Measurement grid: dx=10mm, dy=10mm

Info: Interpolated medium parameters used for SAR evaluation.
Maximum value of SAR (measured) = 1.57 mW/g

5.2 GHz H-ch/Zoom Scan (8x8x8)/Cube 0: Measurement grid: dx=4.3mm, dy=4.3mm, dz=3mm

Reference Value = 15.7 V/m; Power Drift = -0.155 dB
Peak SAR (extrapolated) = 3.91 W/kg
SAR(1 g) = 0.853 mW/g; SAR(10 g) = 0.227 mW/g
Info: Interpolated medium parameters used for SAR evaluation.
Maximum value of SAR (measured) = 1.76 mW/g

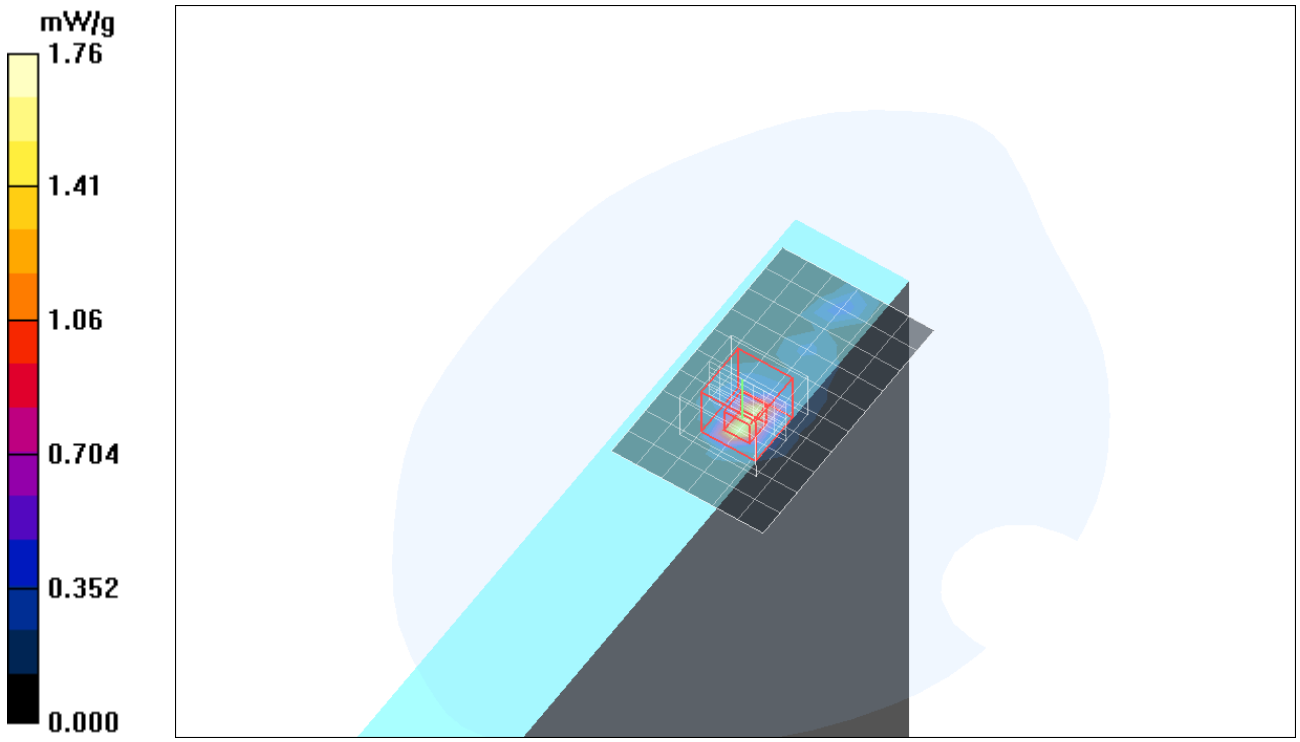

Date/Time: 7/16/2006 3:25:48 PM

Test Laboratory: Compliance Certification Services

Underarm position AUX Ant

DUT: Toshiba; Type: Toshiba ; Serial: N/A

Communication System: 802.11a; Frequency: 5320 MHz;Duty Cycle: 1:1.098

5.2 GHz H-ch/Z Scan (1x1x43): Measurement grid: dx=20mm, dy=20mm, dz=2.5mm
Info: Interpolated medium parameters used for SAR evaluation.
Maximum value of SAR (measured) = 1.71 mW/g

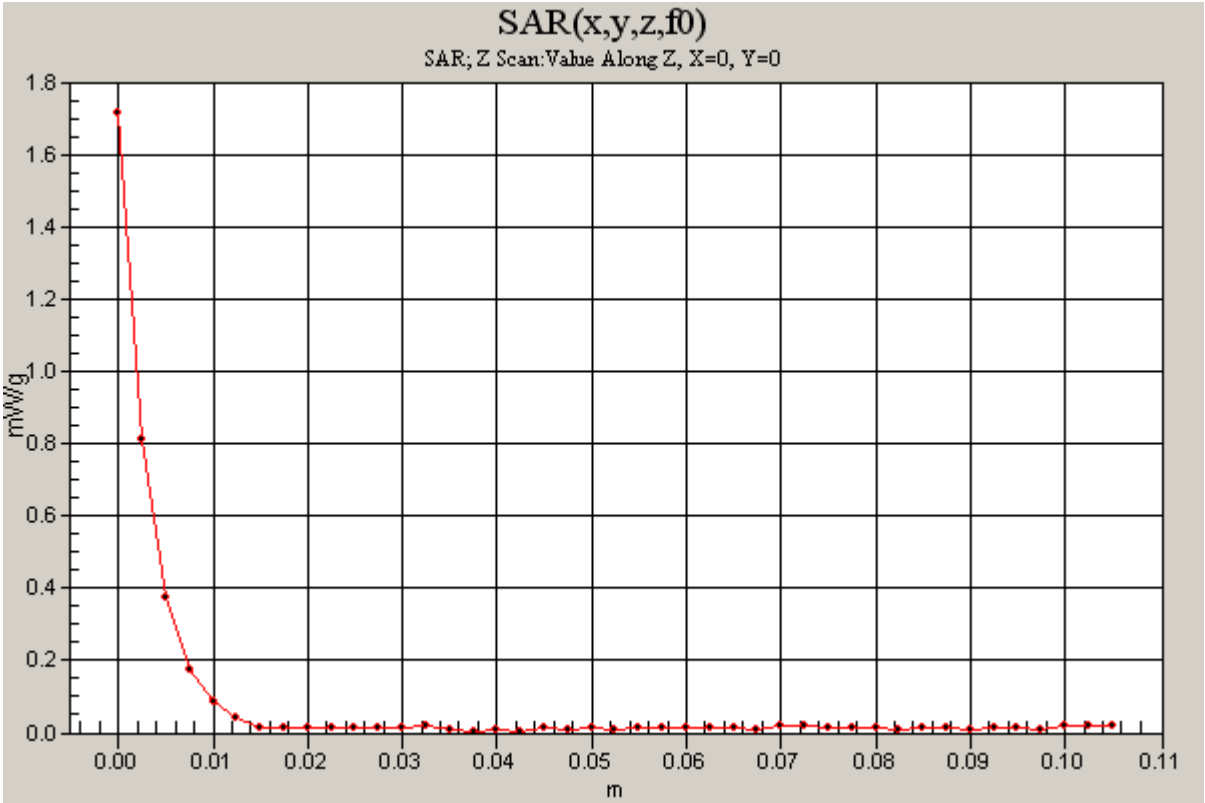

Test Laboratory: Compliance Certification Services

Underarm position AUX Ant

DUT: Toshiba; Type: Toshiba ; Serial: N/A

Communication System: 802.11a; Frequency: 5745 MHz;Duty Cycle: 1:1.098
Medium parameters used (interpolated): f = 5745 MHz; σ = 5.94 mho/m; ε_r = 46.1; ρ = 1000 kg/m^3
Phantom section: Flat Section

Room Ambient Temperature: 24.0deg. C; Liquid Temperature: 23.0 deg. C

DASY4 Configuration:
- Area Scan setting - Find Secondary Maximum Within: 2.0 dB and with a peak SAR value greater than 0.0012W/kg
- Probe: EX3DV4 - SN3552; ConvF(3.76, 3.76, 3.76); Calibrated: 5/30/2006
- Sensor-Surface: 2mm (Mechanical Surface Detection)
- Electronics: DAE4 SN558; Calibrated: 1/20/2006
- Phantom: SAM 1; Type: SAM 1; Serial: 1185
- Measurement SW: DASY4, V4.7 Build 21; Postprocessing SW: SEMCAD, V1.8 Build 170

5.8 GHz L-ch/Area Scan (8x12x1): Measurement grid: dx=10mm, dy=10mm

Info: Interpolated medium parameters used for SAR evaluation.
Maximum value of SAR (measured) = 1.08 mW/g

5.8 GHz L-ch/Zoom Scan (8x8x8)/Cube 0: Measurement grid: dx=4.3mm, dy=4.3mm, dz=3mm

Reference Value = 11.2 V/m; Power Drift = 0.115 dB
Peak SAR (extrapolated) = 2.60 W/kg
SAR(1 g) = 0.536 mW/g; SAR(10 g) = 0.157 mW/g
Info: Interpolated medium parameters used for SAR evaluation.
Maximum value of SAR (measured) = 1.05 mW/g

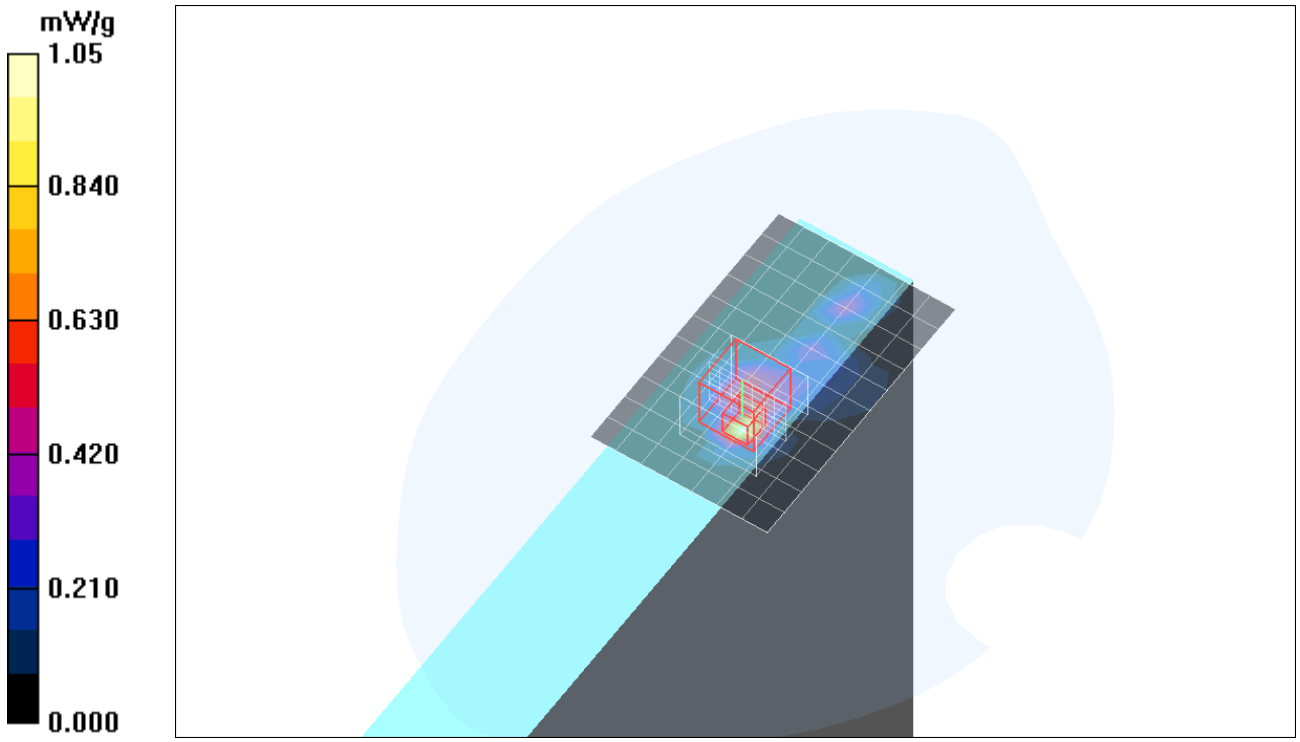

Test Laboratory: Compliance Certification Services

Underarm position AUX Ant

DUT: Toshiba; Type: Toshiba ; Serial: N/A

Communication System: 802.11a; Frequency: 5785 MHz;Duty Cycle: 1:1.098
Medium parameters used (interpolated): f = 5785 MHz; σ = 6 mho/m; ε_r = 46; ρ = 1000 kg/m^3
Phantom section: Flat Section

Room Ambient Temperature: 24.0deg. C; Liquid Temperature: 23.0 deg. C

DASY4 Configuration:
- Area Scan setting - Find Secondary Maximum Within: 2.0 dB and with a peak SAR value greater than 0.0012W/kg
- Probe: EX3DV4 - SN3552; ConvF(3.76, 3.76, 3.76); Calibrated: 5/30/2006
- Sensor-Surface: 2mm (Mechanical Surface Detection)
- Electronics: DAE4 SN558; Calibrated: 1/20/2006
- Phantom: SAM 1; Type: SAM 1; Serial: 1185
- Measurement SW: DASY4, V4.7 Build 21; Postprocessing SW: SEMCAD, V1.8 Build 170

5.8 GHz M-ch/Area Scan (8x31x1): Measurement grid: dx=10mm, dy=10mm
Info: Interpolated medium parameters used for SAR evaluation.
Maximum value of SAR (measured) = 1.17 mW/g

5.8 GHz M-ch/Zoom Scan (8x8x8)/Cube 0: Measurement grid: dx=4.3mm, dy=4.3mm, dz=3mm
Reference Value = 5.76 V/m; Power Drift = 0.123 dB
Peak SAR (extrapolated) = 2.64 W/kg
SAR(1 g) = 0.568 mW/g; SAR(10 g) = 0.172 mW/g
Info: Interpolated medium parameters used for SAR evaluation.
Maximum value of SAR (measured) = 1.10 mW/g

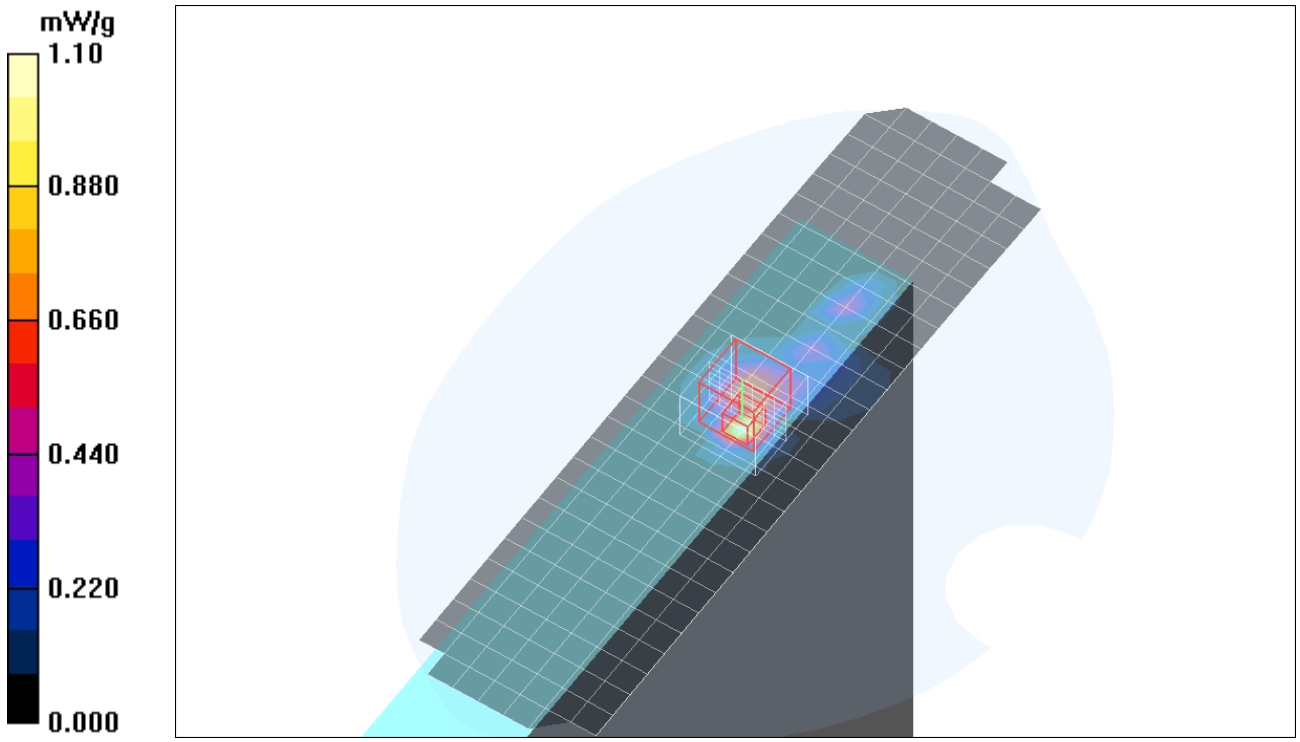

Date/Time: 7/17/2006 9:37:59 AM

Test Laboratory: Compliance Certification Services

Underarm position AUX Ant

DUT: Toshiba; Type: Toshiba ; Serial: N/A

Communication System: 802.11a; Frequency: 5785 MHz;Duty Cycle: 1:1.098

5.8 GHz M-ch/Z Scan (1x1x43): Measurement grid: dx=20mm, dy=20mm, dz=2.5mm

Info: Interpolated medium parameters used for SAR evaluation.
Maximum value of SAR (measured) = 1.25 mW/g

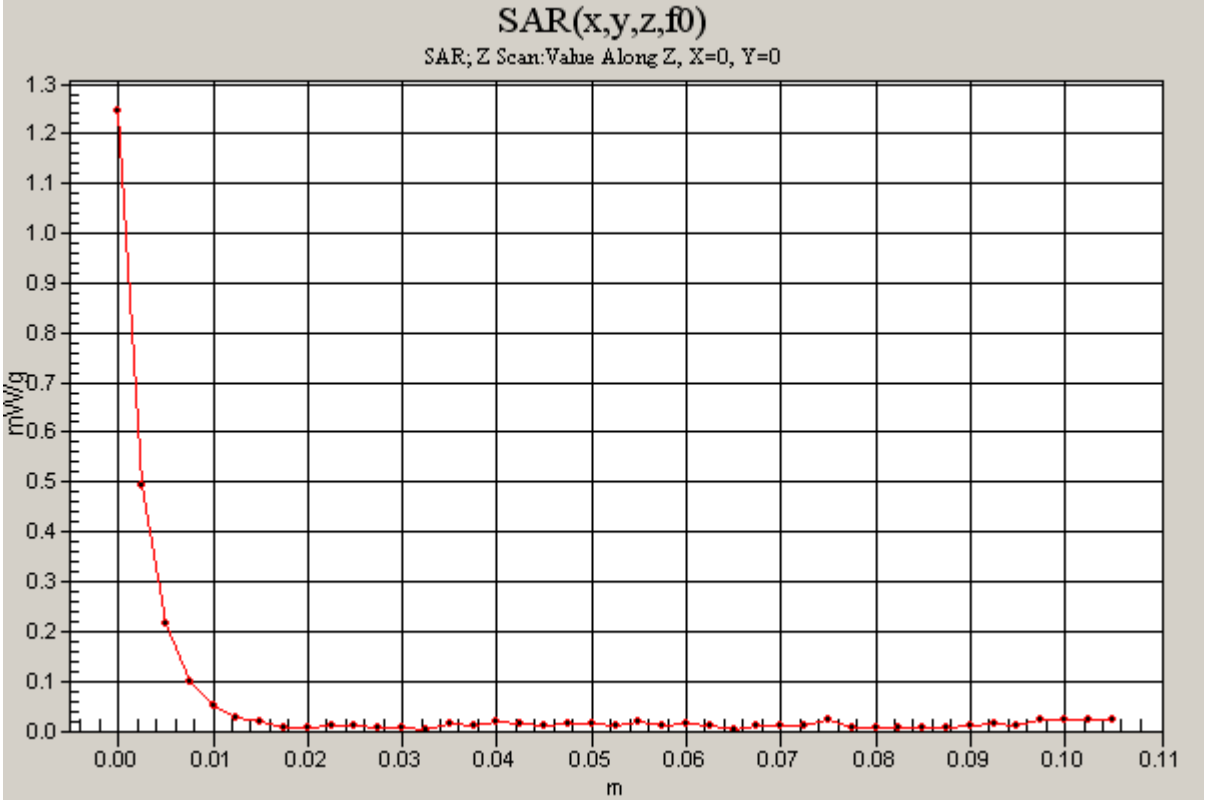

Test Laboratory: Compliance Certification Services

Underarm position AUX Ant

DUT: Toshiba; Type: Toshiba ; Serial: N/A

Communication System: 802.11a; Frequency: 5825 MHz;Duty Cycle: 1:1.098
Medium parameters used (interpolated): f = 5825 MHz; σ = 6.06 mho/m; ε_r = 45.9; ρ = 1000 kg/m^3
Phantom section: Flat Section

Room Ambient Temperature: 24.0deg. C; Liquid Temperature: 23.0 deg. C

DASY4 Configuration:
- Area Scan setting - Find Secondary Maximum Within: 2.0 dB and with a peak SAR value greater than 0.0012W/kg
- Probe: EX3DV4 - SN3552; ConvF(3.76, 3.76, 3.76); Calibrated: 5/30/2006
- Sensor-Surface: 2mm (Mechanical Surface Detection)
- Electronics: DAE4 SN558; Calibrated: 1/20/2006
- Phantom: SAM 1; Type: SAM 1; Serial: 1185
- Measurement SW: DASY4, V4.7 Build 21; Postprocessing SW: SEMCAD, V1.8 Build 170

5.8 GHz H-ch/Area Scan (8x12x1): Measurement grid: dx=10mm, dy=10mm

Info: Interpolated medium parameters used for SAR evaluation.
Maximum value of SAR (measured) = 0.958 mW/g

5.8 GHz H-ch/Zoom Scan (8x8x8)/Cube 0: Measurement grid: dx=4.3mm, dy=4.3mm, dz=3mm

Reference Value = 10.5 V/m; Power Drift = -0.117 dB
Peak SAR (extrapolated) = 2.21 W/kg
SAR(1 g) = 0.459 mW/g; SAR(10 g) = 0.148 mW/g
Info: Interpolated medium parameters used for SAR evaluation.
Maximum value of SAR (measured) = 0.900 mW/g

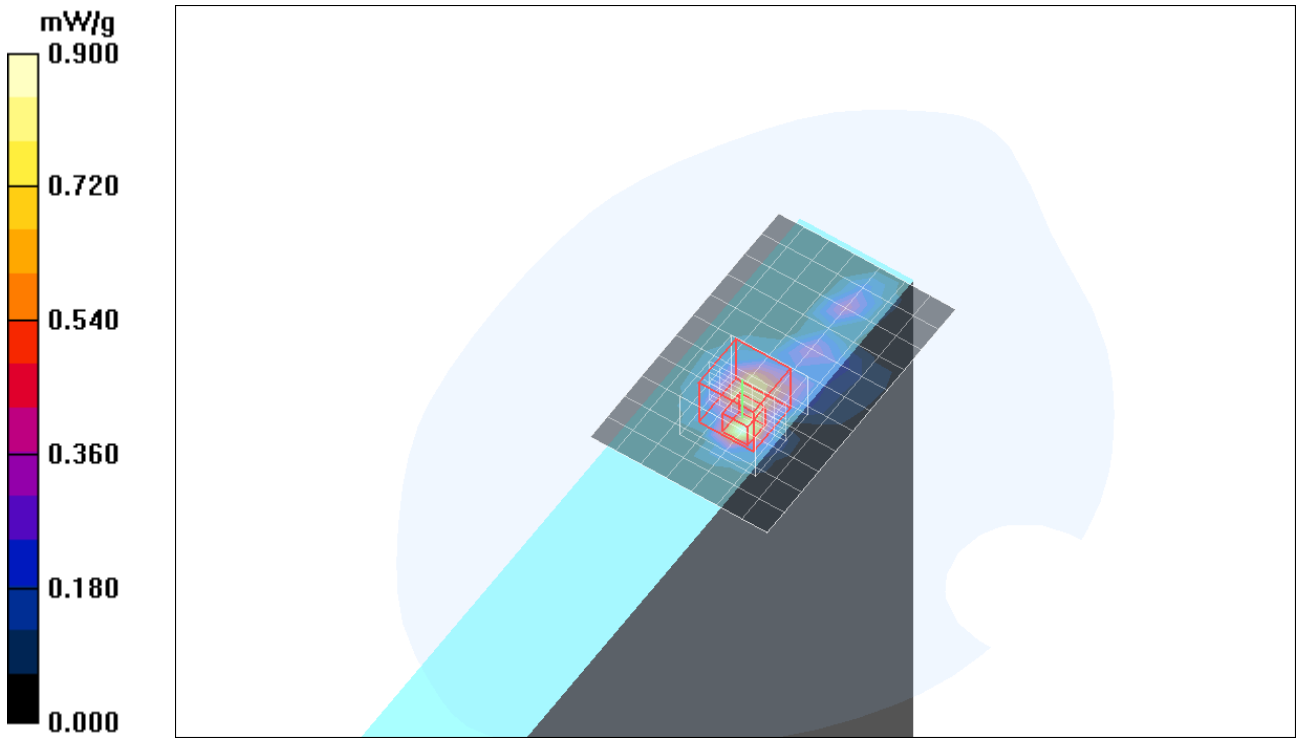

Test Laboratory: Compliance Certification Services

Lap-held Position Main Ant

DUT: Toshiba; Type: Toshiba ; Serial: N/A

Communication System: 802.11a; Frequency: 5260 MHz;Duty Cycle: 1:1.098
Medium parameters used (interpolated): f = 5260 MHz; σ = 5.3 mho/m; ε_r = 46.9; ρ = 1000 kg/m^3
Phantom section: Flat Section

Room Ambient Temperature: 24.0deg. C; Liquid Temperature: 23.0 deg. C

DASY4 Configuration:
- Area Scan setting - Find Secondary Maximum Within: 2.0 dB and with a peak SAR value greater than 0.0012W/kg
- Probe: EX3DV4 - SN3552; ConvF(4.07, 4.07, 4.07); Calibrated: 5/30/2006
- Sensor-Surface: 2mm (Mechanical Surface Detection)
- Electronics: DAE4 SN558; Calibrated: 1/20/2006
- Phantom: SAM 1; Type: SAM 1; Serial: 1185
- Measurement SW: DASY4, V4.7 Build 21; Postprocessing SW: SEMCAD, V1.8 Build 170

5.2 GHz M-ch/Area Scan (14x31x1): Measurement grid: dx=10mm, dy=10mm

Info: Interpolated medium parameters used for SAR evaluation.
Maximum value of SAR (measured) = 0.053 mW/g

5.2 GHz M-ch/Zoom Scan (8x8x8)/Cube 0: Measurement grid: dx=4.3mm, dy=4.3mm, dz=3mm

Reference Value = 2.36 V/m; Power Drift = 0.187 dB
Peak SAR (extrapolated) = 0.057 W/kg
SAR(1 g) = 0.045 mW/g; SAR(10 g) = 0.038 mW/g
Info: Interpolated medium parameters used for SAR evaluation.
Maximum value of SAR (measured) = 0.057 mW/g

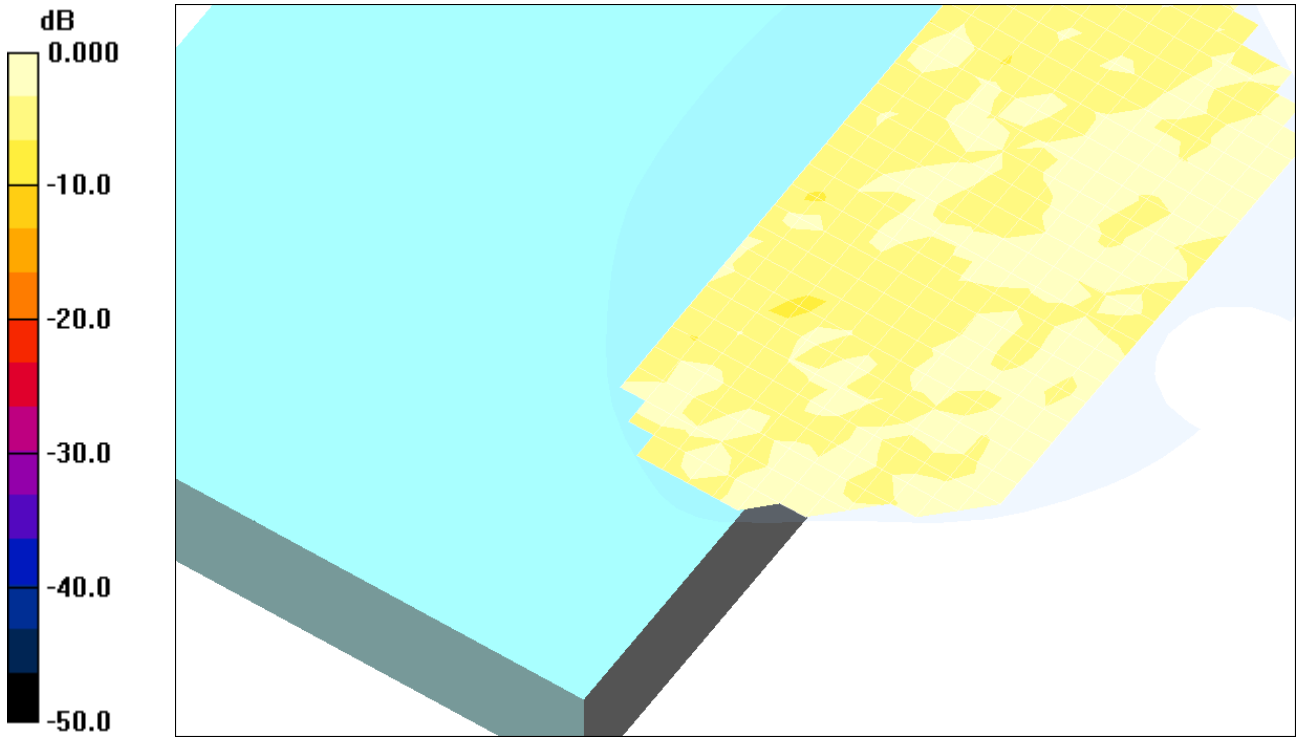

0 dB = 0.057mW/g

Test Laboratory: Compliance Certification Services

Lap-held Position Main Ant

DUT: Toshiba; Type: Toshiba ; Serial: N/A

Communication System: 802.11a; Frequency: 5785 MHz;Duty Cycle: 1:1.098
Medium parameters used (interpolated): f = 5785 MHz; σ = 6 mho/m; ε_r = 46; ρ = 1000 kg/m^3
Phantom section: Flat Section

Room Ambient Temperature: 24.0deg. C; Liquid Temperature: 23.0 deg. C

DASY4 Configuration:
- Area Scan setting - Find Secondary Maximum Within: 2.0 dB and with a peak SAR value greater than 0.0012W/kg
- Probe: EX3DV4 - SN3552; ConvF(3.76, 3.76, 3.76); Calibrated: 5/30/2006
- Sensor-Surface: 2mm (Mechanical Surface Detection)
- Electronics: DAE4 SN558; Calibrated: 1/20/2006
- Phantom: SAM 1; Type: SAM 1; Serial: 1185
- Measurement SW: DASY4, V4.7 Build 21; Postprocessing SW: SEMCAD, V1.8 Build 170

5.8 GHz M-ch/Area Scan (14x31x1): Measurement grid: dx=10mm, dy=10mm

Info: Interpolated medium parameters used for SAR evaluation.
Maximum value of SAR (measured) = 0.058 mW/g

5.8 GHz M-ch/Zoom Scan (8x8x8)/Cube 0: Measurement grid: dx=4.3mm, dy=4.3mm, dz=3mm

Reference Value = 2.30 V/m; Power Drift = 0.138 dB
Peak SAR (extrapolated) = 0.068 W/kg
SAR(1 g) = 0.047 mW/g; SAR(10 g) = 0.041 mW/g
Info: Interpolated medium parameters used for SAR evaluation.
Maximum value of SAR (measured) = 0.068 mW/g



0 dB = 0.068mW/g